

# An Ecosystem for Ontology Interoperability

Zhangcheng Qiang

Australian National University, Canberra, Australia  
qzc438@gmail.com

**Abstract**—Ontology interoperability is one of the complicated issues that restricts the use of ontologies in knowledge graphs (KGs). Different ontologies with conflicting and overlapping concepts make it difficult to design, develop, and deploy an interoperable ontology for downstream tasks. We propose an ecosystem for ontology interoperability. The ecosystem employs three state-of-the-art semantic techniques in different phases of the ontology engineering life cycle: ontology design patterns (ODPs) in the design phase, ontology matching and versioning (OM&OV) in the develop phase, and ontology-compliant knowledge graphs (OCKGs) in the deploy phase, to achieve better ontology interoperability and data integration in real-world applications. A case study of sensor observation in the building domain validates the usefulness of the proposed ecosystem.

**Index Terms**—ontology, data interoperability

## I. INTRODUCTION

For large-scale knowledge graphs (KGs), the use of ontologies has become the general practice for enabling semantic interoperability between KGs. While building KGs does not always require an ontology, ontologies can provide extensive information to understand KGs. For example, it can be challenging to understand a KG snippet (Sydney, travelsTo, Sydney) alone, but with a class schema expression (Person, travelsTo, Place), one can infer that the subject “Sydney” refers to a person, while the object “Sydney” refers to the place being visited. The triple (Sydney, travelsTo, Sydney) describes an event in which the American actress Sydney Sweeney travels to the city of Sydney [1].

Ontologies are crafted by domain experts (in collaboration with the ontologist) based on their understanding of the domain of application. There is no guarantee that ontologies in the same domain agree on the conceptualisation. Therefore, ontology interoperability has become a higher-level issue that affects information sharing between ontologies. For example, it is common for ontologies to encompass a range of different concepts, such as describing a person using their basic profiles (name, age, and gender), social relationships (parent-child and friendship), and professional roles (student and employee). Moreover, the terminology used in ontologies can be different. It is also common for one ontology to use “first name” and “last name”, but another ontology uses “given name” and “family name” to describe a person’s name.

In this paper we review three state-of-the-art semantic web techniques: ontology design patterns (ODPs), ontology matching and versioning (OM&OV), and ontology-compliant knowledge graphs (OCKGs). We compare the differences and connections between these three techniques and explore their roles in ontology engineering to improve interoperability. We

propose an ecosystem for ontology interoperability and use a case study of sensor observation in the building domain to showcase how these three techniques can complement each other’s strengths and mitigate their weaknesses within the ontology engineering life cycle.

## II. RELATED WORK

### A. Ontology Design Patterns

The goal of ontology design patterns (ODPs) is to explore common and shared ontology fragments between different ontologies [2]. Fig. 1 illustrates that ODPs use a star-based matching schema. Once the ODP is determined, each subsequent ontology will conform to this ODP, and the ODP serves as a high-level conceptual model to guide the design of these new ontologies.

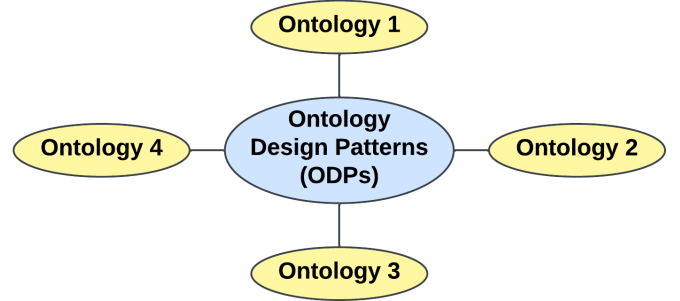


Fig. 1. Ontology design patterns (ODPs).

However, ODPs also have drawbacks. Firstly, ODPs are conceptual models and do not contain details of the actual class or property. This means that it is not possible to control the terminologies, and ontology creators are still free to use their own choices. Secondly, ODPs are commonly hand-crafted on the basis of existing ontologies. They are static and tend not to capture changes over time. Thirdly, the choice of ODPs is entirely reliant on one’s experience and preferences; the chosen ODP may be overwhelming, overlapping, or scarce for the implemented KG.

### B. Ontology Matching and Versioning

Ontology matching and versioning (OM&OV) aim to find reference mappings between different ontologies [3] or different versions of the same ontology [4]. Fig. 2 shows that OM&OV conform to a pairwise matching schema. This means that each mapping is a pairwise process to find the correspondences between two ontologies.

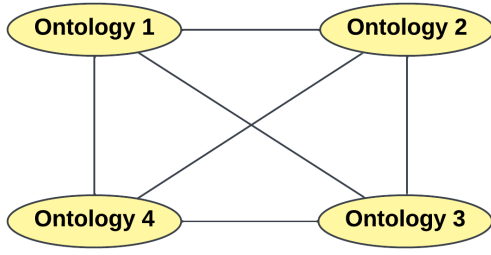


Fig. 2. Ontology matching and versioning (OM&OV).

OM&OV are typically resource-intensive. The complexity of pairwise mapping is the product of the number of entities in each of the two ontologies. The pairwise mapping process also needs to be repeated multiple times if multiple ontologies exist. Moreover, OM&OV tasks focus on either conceptual-level matching (i.e. TBox-to-TBox matching) or instance-level matching (i.e. ABox-to-ABox matching), and less attention has been paid to the compliance between conceptual models and data instances (i.e. TBox-to-ABox matching).

### C. Ontology-Compliant Knowledge Graphs

Ontology-compliant knowledge graphs (OCKGs) use a pay-as-you-go model to find the most cost-effective ontology fragment that matches the given KG(s) [5]. Fig. 3 shows that OCKGs comply with a star-based matching schema. Whenever ontologies comply with KG(s), their reference mappings can be derived from different ontology classes or properties pointing to the same KG entities.

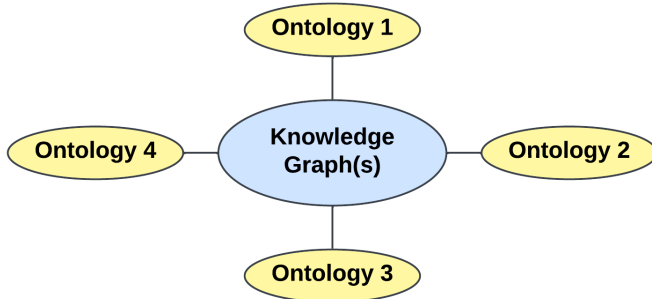


Fig. 3. Ontology-compliant knowledge graphs (OCKGs).

Building OCKGs is not easy. To determine which candidate ontology fits the KG(s) better, the KG needs to be modelled with each candidate. This process itself is essentially building an alignment of the candidate ontologies, informed by the KG under study.

## III. AN ECOSYSTEM

Fig. 4 illustrates an overview of an ecosystem for ontology interoperability. Similarly to software engineering, ontology engineering involves three main phases: design, develop, and deploy. We employ ontology design patterns (ODPs), ontology matching and versioning (OM&OV), and ontology-compliant

knowledge graphs (OCKGs) in different phases of the ontology engineering life cycle to achieve interoperability.

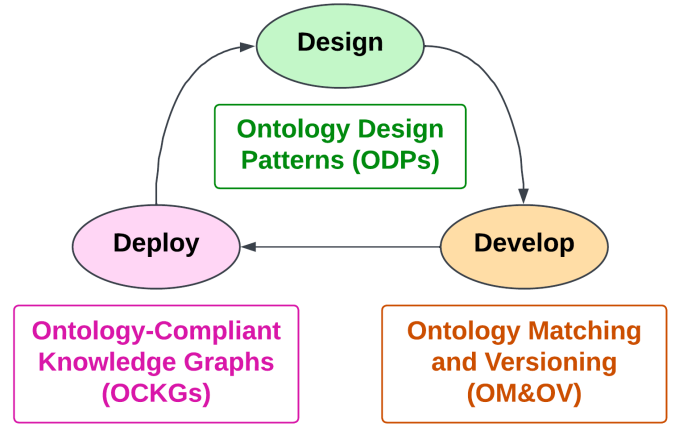


Fig. 4. An overview of the ecosystem.

The design phase is responsible for understanding the requirements and creating a blueprint or prototype. In ontology engineering, these requirements are collected by competency questions. ODPs can serve as a skeleton to create conceptual models based on competency questions. The develop phase includes turning the prototype into a full product and applying a unit test. In ontology engineering, this phase is referred to as ontology construction and evaluation. OM&OV can be used to evaluate the level of interoperability between two ontologies, or between an ontology and its previous version. The deploy phase usually refers to implementing the product in the real world. In ontology engineering, we refer to this as applying the ontology to actual KGs. We can utilise OCKGs to comprehend the interoperability of ontologies within each KG or a group of KGs, thereby enhancing the design of the ontology in the next cycle.

## IV. A CASE STUDY IN THE BUILDING DOMAIN

Driven by the emergence of efficient digital transformation for Industry 4.0, numerous building ontologies have been developed over the past two decades. While building concepts are complex and evolve rapidly, ontology interoperability has become a prominent problem in the building domain [6]. We use a running example to illustrate the usefulness of our proposed ecosystem for ontology interoperability. The running example is described as follows: A sensor is installed in the room to monitor the room temperature. The ontologies used in this case are required to capture several main concepts, including sensor, room, temperature, and sensor observation.

### A. Design Phase

Ontologies can be built from scratch, but such ontologies are likely to have more customised concepts and limited interoperability. It is commonly recommended to reuse pre-existing ODPs. Fig. 5 illustrates that four classical ODPs can be used in this case to model the example of sensor observation from different perspectives. While all four of these ODPs can

effectively capture the main concepts, significant differences in perspective need to be considered, as shown in the following.

(1) *Observation Pattern* (used in SOSA [7] and SSN [8]). Sensor observation is defined as a type of observation. The observation is made by the sensor, which has a feature of interest in the room and the observed property temperature.

(2) *Measurement Pattern* (used in the early version of SAREF [9]). Sensor observation is defined as a measurement. The measurement is made by the sensor, which is a measure of the room related to the property temperature.

(3) *Event Pattern* (used in DUL [10]). Sensor observation is defined as an event. The event is associated with the sensor, room, and temperature.

(4) *Activity Pattern* (used in PROV-O [11]). Sensor observation is defined as an activity. The activity is associated with the sensor that uses the room and generates a temperature measurement.

On the other hand, differences in ontology characteristics, such as those listed below, need to be addressed in practice.

1) The definition of the concepts can be different. For example, temperature is defined as a property of the room in both *Observation Pattern* and *Measurement Pattern*, but in the *Event Pattern*, it is considered a quality measure of the room. *Activity Pattern* defines the temperature as a member of the room.

2) The levels of expressiveness are different. Unlike *Observation Pattern*, *Measurement Pattern*, and *Activity Pattern*, which can only describe a sensor that is installed in the room, the *Event Pattern* can distinguish whether it is a structural attachment (i.e. *isPartOf*) or only a spatial presence (i.e. *isLocatedIn*).

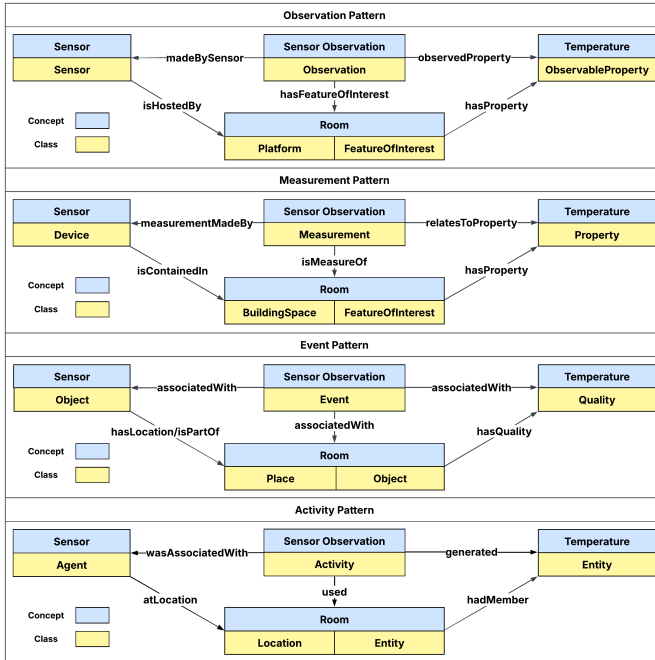


Fig. 5. Modelling using different ODPs.

## B. Develop Phase

We assume that the *Observation Pattern* is chosen in the design phase and implemented in two ontologies, SOSA and the original SSN [8], [12] (also called the old SSN in the W3C standard [13]). As illustrated in Fig. 6, we can see that SOSA and SSN are very similar because they are built from the same ODPs. However, they are not exactly the same. The OM task is to find aligned concepts between two different ontologies. SOSA and an updated SSN were co-developed, with a published alignment between them. Sosa was more of a module of the updated SSN (for which there were other modules too). If we consider SOSA to be an updated and reduced version of SSN, then this OM task is also an OV task. We use OM&OV here because OM and OV can be unified with minor modifications [14]. OM&OV tasks can be classified into two main categories.

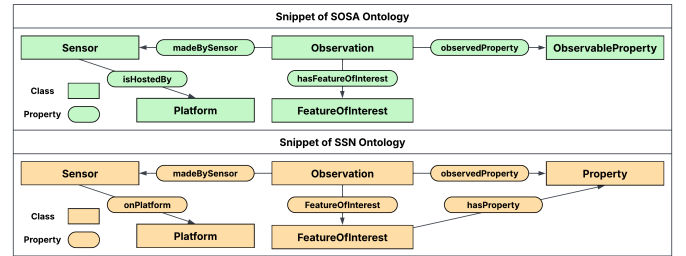


Fig. 6. Aligning SOSA and SSN.

1) Finding trivial alignments only considers the syntactic matching of the entity. For example, the mappings between the classes *sosa:Sensor* and *ssn:Sensor*, and the properties *sosa:madeBySensor* and *ssn:madeBySensor*. We also refer to these mappings as “seed mappings” because they serve as the basis for subsequent lexical and semantic matching.

2) Finding non-trivial alignments considers syntactic, lexical, and semantic matching of the entity. For example, the mappings between the classes *sosa:ObservableProperty* and *ssn:Property*, and the properties *sosa:isHostedBy* and *ssn:onPlatform*. The alignment should also exclude non-existent and counter-intuitive mappings. For example, *ssn:hasProperty* should not have a direct equivalent mapping in SOSA.

## C. Deploy Phase

Now we have developed SOSA and SSN, along with their reference alignment. However, it is hard to determine which ontology to use without applying the real-world KGs. Some concepts used in a KG may not have the corresponding classes and properties in the ontology. Therefore, we apply these two ontologies in the KGs and construct the OCKGs for evaluation. Fig. 7 shows the OCKGs based on SOSA and SSN. We can see that both ontologies are able to capture the general concepts of this sensor observation; however, they fail to capture two specific concepts within the given KG.

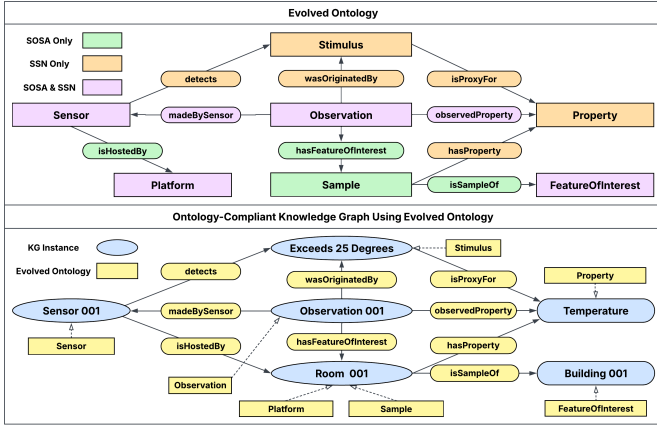


Fig. 8. Updated ontology and new OCKG.

1) The stimulus of the sensor “Exceeds 25 Degrees”. The sensor only makes an observation when the temperature exceeds 25 degrees.

2) The actual feature of interest “Building 001”. The sensor observed the temperature of Room 001. It is not a feature of interest, but a sample of the temperature of Building 001.

To model these two new concepts and adequately integrate them with the other parts of a KG, we need to extend the ODP with the *Stimulus-Sensor-Observation Pattern* from SSN and the *Sampling Pattern* from SOSA. We also make several design choices between aligned mappings (retrieved from [13], [15], [16]).

1) We use *ssn:Property* to replace *sosa:ObservableProperty* because this class is more general and can be applied in a broader context for sensing, including actuation and sampling.

2) We use *sosa:isHostedBy* to replace *ssn:onPlatform* because this property is more closely related to describing a sensor physically installed in the room.

3) We use *sosa:hasFeatureOfInterest* to replace *ssn:FeatureOfInterest*. Although there is no restriction for *ssn:FeatureOfInterest* to be used both as a class and as a property, we distinguish them to avoid confusion.

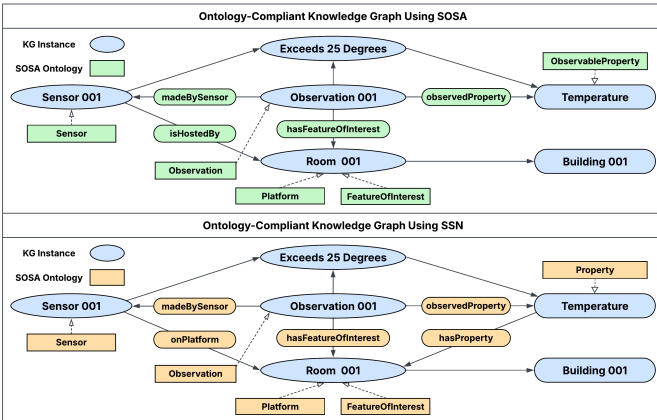


Fig. 7. Build OCKGs using SOSA and SSN.

Fig. 8 shows the updated ontology and the OCKG built on the updated ontology. Apparently, the updated ontology is more suitable for the provided KG instance. In the real world, an ontology can be deployed in multiple KGs, and the procedure described above can be repeated multiple times. It is also possible to choose other alternative ODPs. For example, the class “BuildingSpace” in the *Measurement Pattern* is more suitable to describe a room, and the property “hasLocation/isPartOf” in the *Event Pattern* is more appropriate to describe the link between the sensor and the room.

#### D. Implications

Well-defined ODPs can be used to create reusable ontology fragments, thereby reducing the complexity of OM&OV tasks. As a complement to ODPs, OM&OV can align the concepts that are not captured by ODPs. On the other hand, while OCKGs are useful tools for validating ontology interoperability and evolving ODPs, the construction of OCKGs is heavily based on the precise mapping produced by OM&OV systems. OM&OV is a critical middleware between ODPs and OCKGs.

#### V. DISCUSSION & CONCLUSION

Ontology interoperability has been a long-standing issue studied in the Semantic Web community. Since the establishment of the International Semantic Web Conference (ISWC), workshops on ontology design and patterns (WOP) and ontology matching (OM) have been the two longest-running workshop proceedings. Ontology-compliant knowledge graphs (OCKGs) aim to explore the interoperability between an ontology and its complementary KGs.

While there is no preference for one technique over another, these three techniques play different roles in an ecosystem for ontology interoperability. We believe that employing ODPs in the design phase, utilising OM&OV in the develop phase, and constructing OCKGs in the deploy phase could significantly improve interoperability throughout the ontology engineering life cycle.

#### SUPPLEMENTAL MATERIAL STATEMENT

The source code, data, and/or other artifacts used in this study are available at <https://github.com/qzc438-research/ontology-interoperability>.

#### ACKNOWLEDGMENT

The author is supervised by Kerry Taylor (Australian National University), Weiqing Wang (Monash University), Jing Jiang (Australian National University), Subbu Sethuvenktraman (Commonwealth Scientific and Industrial Research Organisation), Qing Wang (Australian National University), and Alex Potanin (Australian National University). The author thanks the Commonwealth Scientific and Industrial Research Organisation (CSIRO) for supporting this project.

## REFERENCES

- [1] T. Mitchell, "From luna park to the swans, no one loves sydney more than sydney sweeney," 2023. [Online]. Available: <https://www.smh.com.au/culture/celebrity/from-luna-park-to-the-swans-no-one-loves-sydney-more-than-sydney-sweeney-20230328-p5cvt5.html>
- [2] A. Gangemi and V. Presutti, "Ontology design patterns," in *Handbook on ontologies*. Berlin, Germany: Springer, 2009, pp. 221–243.
- [3] J. Euzenat and P. Shvaiko, *Ontology Matching (2nd ed.)*. Berlin, Germany: Springer, 2013.
- [4] M. Klein and D. Fensel, "Ontology versioning on the semantic web," in *Proceedings of the First Semantic Web Working Symposium*. Stanford University, California, USA: CEUR-WS.org, 2001, pp. 75–91.
- [5] Z. Qiang, "Ontology-compliant knowledge graphs," in *The Semantic Web: ESWC 2023 Satellite Events*. Hersionissos, Greece: Springer, 2023, pp. 298–309.
- [6] Z. Qiang, S. Hands, K. Taylor, S. Sethuvenkatraman, D. Hugo, P. G. Omran, M. Perera, and A. Haller, "A systematic comparison and evaluation of building ontologies for deploying data-driven analytics in smart buildings," *Energy and Buildings*, vol. 292, p. 113054, 2023.
- [7] K. Janowicz, A. Haller, S. J. Cox, D. Le Phuoc, and M. Lefrançois, "SOSA: A lightweight ontology for sensors, observations, samples, and actuators," *Journal of Web Semantics*, vol. 56, pp. 1–10, 2019.
- [8] M. Compton, P. Barnaghi, L. Bermudez, R. García-Castro, O. Corcho, S. Cox, J. Graybeal, M. Hauswirth, C. Henson, A. Herzog, V. Huang, K. Janowicz, W. D. Kelsey, D. Le Phuoc, L. Lefort, M. Leggieri, H. Neuhaus, A. Nikolov, K. Page, A. Passant, A. Sheth, and K. Taylor, "The SSN ontology of the W3C semantic sensor network incubator group," *Journal of Web Semantics*, vol. 17, pp. 25–32, 2012.
- [9] L. Daniele, F. den Hartog, and J. Roes, "Created in close interaction with the industry: The smart appliances reference (SAREF) ontology," in *Formal Ontologies Meet Industry*. Berlin, Germany: Springer, 2015, pp. 100–112.
- [10] V. Presutti and A. Gangemi, "Dolce+d&s ultralite and its main ontology design patterns," in *Ontology Engineering with Ontology Design Patterns - Foundations and Applications*, ser. Studies on the Semantic Web. Amsterdam, Netherlands: IOS Press, 2016, vol. 25, pp. 81–103.
- [11] T. Lebo, S. Sahoo, D. McGuinness, K. Belhajjame, J. Cheney, D. Corsar, D. Garijo, S. Soiland-Reyes, S. Zednik, and J. Zhao, "PROV-O: The PROV ontology," 2013. [Online]. Available: <https://www.w3.org/TR/prov-o/>
- [12] W3C Semantic Sensor Network Incubator Group, "Semantic sensor network ontology," 2005. [Online]. Available: <https://www.w3.org/2005/Incubator/ssn/ssnx/ssn>
- [13] A. Haller, K. Janowicz, S. Cox, D. Le Phuoc, K. Taylor, and M. Lefrançois, "Semantic sensor network ontology," 2017. [Online]. Available: <https://www.w3.org/TR/vocab-ssn/>
- [14] Z. Qiang, K. Taylor, and W. Wang, "OM4OV: Leveraging ontology matching for ontology versioning," 2025. [Online]. Available: <https://arxiv.org/abs/2409.20302>
- [15] A. Haller, K. Janowicz, S. J. Cox, M. Lefrançois, K. Taylor, D. Le Phuoc, J. Lieberman, R. García-Castro, R. Atkinson, and C. Stadler, "The modular SSN ontology: A joint W3C and OGC standard specifying the semantics of sensors, observations, sampling, and actuation," *Semantic Web*, vol. 10, no. 1, pp. 9–32, 2019.
- [16] K. Taylor, A. Haller, M. Lefrançois, S. J. Cox, K. Janowicz, R. García-Castro, D. Le Phuoc, J. Lieberman, R. Atkinson, and C. Stadler, "The semantic sensor network ontology, revamped," in *Proceedings of the Journal Track co-located with the 18th International Semantic Web Conference*, vol. 2576. Auckland, New Zealand: CEUR-WS.org, 2019.