

Sparse Autoencoders for Sequential Recommendation Models: Interpretation and Flexible Control

Anton Klenitskiy
antklen@gmail.com
Sber AI Lab
Moscow, Russian Federation

Konstantin Polev
endless.dipole@gmail.com
Sber AI Lab
Moscow, Russian Federation

Daria Denisova
duny.explorer@gmail.com
Sber AI Lab
Moscow, Russian Federation

Alexey Vasilev
alexvl.vasilev@yandex.ru
Sber AI Lab, HSE University
Moscow, Russian Federation

Dmitry Simakov
dmitryevsimakov@gmail.com
Sber AI Lab
Moscow, Russian Federation

Gleb Gusev
gleb57@gmail.com
Sber AI Lab
Moscow, Russian Federation

Abstract

Many current state-of-the-art models for sequential recommendations are based on transformer architectures. Interpretation and explanation of such black box models is an important research question, as a better understanding of their internals can help understand, influence, and control their behavior, which is very important in a variety of real-world applications. Recently sparse autoencoders (SAE) have been shown to be a promising unsupervised approach for extracting interpretable features from language models. These autoencoders learn to reconstruct hidden states of the transformer’s internal layers from sparse linear combinations of directions in their activation space.

This paper is focused on the application of SAE to the sequential recommendation domain. We show that this approach can be successfully applied to the transformer trained on a sequential recommendation task: learned directions turn out to be more interpretable and monosemantic than the original hidden state dimensions. Moreover, we demonstrate that the features learned by SAE can be used to effectively and flexibly control the model’s behavior, providing end-users with a straightforward method to adjust their recommendations to different custom scenarios and contexts.

CCS Concepts

• **Information systems** → **Recommender systems**.

Keywords

Sparse Autoencoders, Sequential Recommendations, Recommender Systems

1 Introduction

Sequential recommender systems capture the dynamic nature of user preferences by taking into account the temporal order of user actions. This approach is particularly valuable in domains where user interests evolve and change rapidly, so the sequence of events matters a lot. By incorporating this sequential information, models can provide more accurate and relevant recommendations.

Transformer-based models, such as SASRec [18], BERT4Rec [40], and their numerous improvements, can effectively model complex sequential patterns. Interpretation and explanation of these models are of high practical importance due to their increasing usage both

in research and industrial applications. By gaining insights into their internal workings, researchers and developers can better debug the models and identify potential biases and issues, which can lead to improvements in model design and performance. Explainable recommendations, providing transparency into why certain recommendations are made, can improve user trust and the reliability of recommendations. Finally, interpretability may help to influence and adjust recommendations to specific contexts, individual user preferences, and needs, leading to a more satisfying and personalized user experience.

The idea that neural networks can organize information in interpretable patterns has guided research for decades, supported by evidence for the linear representation of interpretable concepts [7, 27, 29, 32, 39], formalized as the Linear Representation Hypothesis (LRH). While the complete picture goes beyond LRH [4, 8, 9, 38], its “weak” form has nonetheless demonstrated significant utility. However, identifying “meaningful” linear subspaces presents challenges, as focusing on individual neurons has proven ineffective; single neurons typically encode multiple concepts – a phenomenon referred to as *polysemanticity* [1, 7]. To address this, training Sparse AutoEncoders (SAE) on the hidden states of models has emerged as one of the most effective methods for extracting more *monosemantic* features (i.e., neurons of the SAE’s decoder). So far, this approach has been mostly applied to Large Language Models (LLM) and Vision-Language Models (VLM)[5, 11, 26, 44], with some examples in the vision [6, 12, 20] and other domains [15].

In this work, we apply SAE to sequential recommendations. Evaluating the features learned by an SAE remains challenging, particularly in the text domain, where the absence of explicit, well-defined attributes makes it difficult to measure their relevance [26]. The field of recommendation systems, on the other hand, is particularly well-suited for applying this approach because the items are usually associated with explicit attributes, providing a clearer basis for assessing the usefulness of the learned features.

Previous works also show that *steering* – the process of adding vectors that represent SAE features to a model’s hidden state – can often be used to control the model’s outputs in a way that aligns with the interpreted meaning of the SAE feature [44]. We show that this property holds for recommendation models, allowing the desired properties to be more or less present in the recommendations.

In short, the main contributions of this paper are:

- We extend the sparse autoencoders for sequential recommendations: propose the ways to find interpretable features and metrics to assess the interpretability of SAE representations.
- We demonstrate that SAE learns a lot of interpretable, non-trivial and semantically distinct features.
- We show that SAE allows to achieve flexible control over model predictions for better alignment with users specific needs and contexts.

2 Related Work

Various approaches have been proposed to interpret recommendation models. In the study [45], automatic detection of important feature interactions in neural networks is introduced. Other interpretation techniques are based on language modeling [13, 22, 23], attention mechanism [41, 47], counterfactual methods [16, 42], and other explanation strategies. While these methods help reveal aspects of the model’s internal structure, they are often closely tied to specific architectures, which limits their generalizability.

Several methods have also been developed to enable controllable recommendations. One approach [3] identifies user interests through clustering and generates recommendations for each cluster with adjusted weights, allowing for more targeted suggestions. Another line of work focuses on using text to guide recommendations. In [28], a textual user profile is constructed from interaction history, and modifying this profile allows for generating recommendations with desired characteristics. LLMs have also been applied for interactive recommendation control [25] by customizing them using instructions or contextual descriptions. However, language models may not always incorporate user preferences in a predictable or reliable way.

3 Sparse Autoencoders

SAE has emerged as a tool in the field of LLM mechanistic interpretability through the employment of techniques from sparse dictionary learning that were previously applied to tasks such as understanding neuronal signals in the visual cortex [5, 30, 31]. Building on experiments with smaller transformer models [5, 7], SAE-based approaches have been further developed and scaled to larger models, including cutting-edge proprietary LLMs. These advancements continue to provide insights into model internals and offer promising strategies for better controlling model generation [11, 24, 44].

Sparse autoencoders (SAEs) are a class of autoencoders designed to produce compact and interpretable latent representations by ensuring that only a small subset of hidden units becomes active for any given input. In the classic formulation, an input $x \in \mathbb{R}^n$ is mapped to a hidden representation $h(x) \in \mathbb{R}^m$ through an encoder and then reconstructed by a decoder to approximate the original input, \hat{x} . This can be expressed as $h(x) = \sigma(Wx + b)$ and $\hat{x} = W'h(x) + b'$, where W, W' are the weight matrices (often tied, i.e., $W' = W^\top$), b, b' are bias terms, and $\sigma(\cdot)$ is a nonlinear activation function such as ReLU. The training objective is to minimize the reconstruction loss, $\|x - \hat{x}\|_2^2$ while imposing a sparsity constraint on the hidden representation $h(x)$.

A common approach to enforce sparsity on SAE is to add an L_1 regularization term on $h(x)$, resulting in the following objective function [34, 37]: $L(x) = \|x - \hat{x}\|_2^2 + \lambda \|h(x)\|_1$, where λ controls the trade-off between reconstruction fidelity and sparsity. The L_1 penalty encourages most components of $h(x)$ to be close to zero, effectively forcing the autoencoder to represent inputs as a sparse linear combination of a small number of feature directions. This property makes SAEs particularly useful for high-dimensional data, where they can uncover disentangled, interpretable features. In the context of combining SAEs with LLMs and transformers in general, the input x for SAE to reconstruct is typically an embedding extracted either from the transformer’s residual stream or sometimes from MLP or attention layers [19].

4 SAE for Recommendations

Sequential recommendations are a natural application of sparse autoencoders, as the formulation of the sequential recommendations task is usually very similar to the language modeling task. In recommendations, there is a set of item sequences for each user instead of token sequences in the text data, and the goal is to predict the next item instead of the next token.

4.1 Training

Our approach for applying SAE to sequential recommendations is illustrated in Figure 1. Firstly, we train a transformer-based model from scratch on the given dataset. The model is trained solely on user-item interactions without incorporating textual or any other side information. This step differs from the NLP domain, where researchers usually analyze a large model pretrained on a huge amount of data. Secondly, we run part of the data through the model and extract activations from some intermediate transformer layer. The activations from each sequence step are considered as a separate data point for training the autoencoder. Next, we train a standard SAE with L_1 penalty on these activations as in [2, 5, 44].

4.2 Measuring SAE interpretability

The absence of appropriate metrics for interpretability evaluation is one of the main open problems with sparse autoencoders [26]. In recommendation systems, predefined attributes are often associated with items, such as movie or music genres or other categorical classifications. These attributes can be used to identify interpretable SAE features by studying the distribution of item classes for the corresponding SAE feature activations. We expect that a well-working SAE has learned features that at least partially align with these predefined attributes. The strength of this alignment serves as an indicator of the interpretability of the autoencoder. Based on this, we introduce metrics to quantify and evaluate the overall interpretability of the trained SAE.

We compute the following metrics for each pair of SAE features and item attributes:

- *Pearson correlation coefficient* between binary attribute and continuous feature activation value (this special case of Pearson correlation is also called point-biserial correlation [43]). The correlation is a good indicator in this case, as we do not expect any complex nonlinear dependencies between the attributes and the feature activations. We are

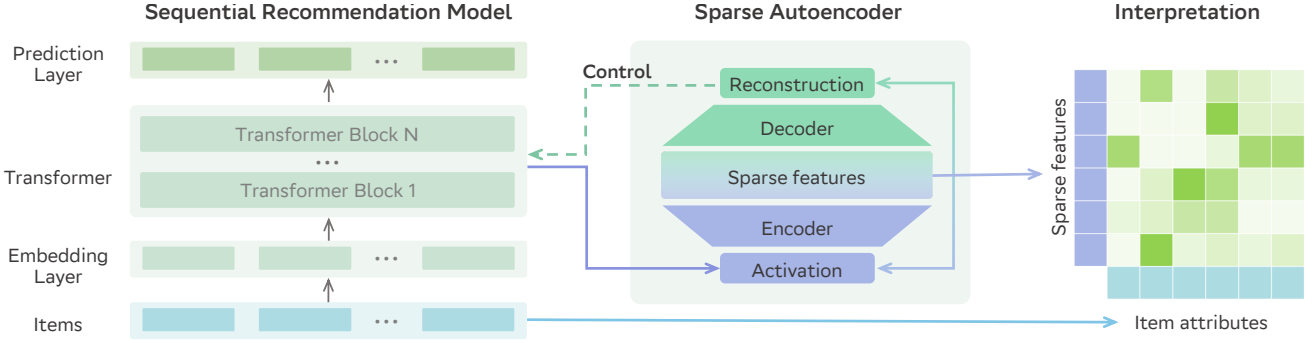


Figure 1: The schema of SAE for sequential recommendations.

looking for a simple case where the higher the activation, the higher the probability of the attribute.

- **ROC AUC.** We consider the attribute value as a target variable, the feature activation as a prediction, and compute the area under the ROC curve.
- **Sensitivity** (we define it similarly to [2]) - a fraction of examples with this attribute where the feature is active. High sensitivity indicates that the feature captures the attribute in its entirety rather than focusing on its specific components.

According to our observations, correlation is more aligned with the quality of correspondence between the feature and the attribute than ROC AUC. ROC AUC is not sensitive to class imbalance and may favor features with low precision.

We sort a matrix of these metrics for each feature-attribute pair by the metric value for a given attribute, thereby identifying the top features for each attribute. Examining the metric values for a given feature across all other attributes allows to evaluate the feature’s monosemanticity. A comparison with the metric values for the top neurons of the original transformer layer demonstrates that SAE features significantly enhance interpretability. Moreover, we calculate the mean metric value across the top features for all attributes, using it as an overall measure of the interpretability of the SAE.

4.3 Controlling the Model Behavior

Although the model interpretation itself is an interesting research question, the ability to control the model behavior is of greater importance for practical use. If we find a feature corresponding to a given item attribute or another desired property, then we can change the activation of this feature. If this feature also has a causal downstream effect, an increase in the activation value will lead to a greater presence of this attribute in the model predictions. Conversely, a decrease in the activation value will make this attribute less present in the recommendations.

This way it is possible to provide recommendation services with an “equalizer” to adjust the presence of specific attributes and make more personalized recommendations. For example, it is possible to change the presence of a particular music genre or fill the music stream with more relaxing or more energetic music depending on the user’s mood and context, or we can mitigate popularity bias

and increase the diversity of recommendations by decreasing the proportion of the most popular genre.

We perform intervention in the forward pass of the model during inference in the following way. We take the activations of the selected transformer layer, encode them with the SAE encoder, set the activation of the selected SAE feature to some desired value, reconstruct the original layer with the SAE decoder, and replace the layer with this reconstruction. If the SAE feature corresponds to some attribute, the model outputs will change accordingly.

5 Experimental Setting

For our main experiments, we use the well-known and popular Movielens-20m dataset [14]. It contains sequences of user ratings of movies, as well as their attributes - title, genres, and year. For our analysis we also add information about the movie’s language. This choice of dataset makes it easier to analyze the results since movies and their genres are highly interpretable by humans, and we expect that there should be some preferences regarding genres in user behavior. To ensure the generalizability of the results, we perform additional experiments on the Music4all dataset [36], which contains user listening history along with different song attributes, including genres.

We split the datasets into three parts. The train-test split is performed both by time and by users, so the test set contains 10% of the most recent users. This part is used only for the evaluation of SAE features and the underlying recommendation model. All previous interactions are taken into the training dataset, which is further split into two parts by users. We use 60% of users for training a recommendation model and 40% of users for training a sparse autoencoder on activations of this model.

As a recommendation model, we use GPTRec [33], which is based on GPT architecture and is very similar to the well-known SASRec model [18]. However, the suggested approach can be directly applied to any other choice of transformer-based model. We set the number of transformer layers to 3, the number of attention heads to 2, and the hidden size to 64.

SAE is trained on activations from the output of the first transformer block, as this layer has slightly better interpretability metrics. Nevertheless, selecting other layers leads to similar results. We normalize activations by subtracting the mean and dividing by the standard deviation. Normalization is a common practice [11, 35, 44],

which makes it easier to transfer hyperparameters and compare different runs on different layers. SAE is trained with Adam optimizer, and the learning rate is $1e-3$. We tried different SAE dictionary size values ranging from 64 to 8196 and different weights of L1 penalty ranging from 0.01 to 1. The choice of these hyperparameters is discussed in the following sections.

We use *dictionary_learning* repository¹ for SAE training, *NNsight* library [10] for model intervention, and *RePlay* library [46] for preprocessing and metrics calculation.

6 SAE Reconstruction Properties

A sparse autoencoder is fundamentally designed to reconstruct the original activations of the transformer layer. While achieving near-perfect reconstruction is feasible with a sufficiently wide autoencoder and low sparsity, it is not the primary objective – the ultimate goal is to produce an autoencoder with interpretable features. On the other hand, SAE with too low reconstruction quality may not be very useful, as it may poorly reflect the properties of the original model. Another important consideration is the sparsity of the trained SAE. An overly sparse autoencoder with very few active features would struggle to achieve good reconstruction. Conversely, an autoencoder with too many active features risks becoming trivial, potentially losing both interpretability and monosemanticity. Balancing reconstruction quality and sparsity is, therefore, critical for designing an effective SAE.

To determine whether SAE learns the features relevant to the downstream recommendation task, we replace the activations of the transformer layer with their reconstructed values during the forward pass and look at how this operation affects the model predictions. In particular, we measure the change in recommendation metrics for the next-item prediction task. We consider the last interaction of each user in the test set (see section 5) as ground truth value and compute metrics on these interactions.

Table 1: SAE metrics for different values of L1 regularization: RMSE, a fraction of explained variance, L0 (sparsity, average number of active features per example), and recommendation metrics for the model with one layer output replaced by its reconstruction. The first row corresponds to the original model without reconstruction.

L1 weight	RMSE	Explained variance	L0	Recommendation metrics @10		
				NDCG	HitRate	Coverage
Original	-	-	-	0.1	0.174	0.217
0.001	0.02	1	821.5	0.1	0.174	0.217
0.05	0.008	1	137.3	0.1	0.174	0.217
0.1	0.178	0.958	102.1	0.098	0.172	0.210
0.2	0.340	0.850	29.0	0.095	0.168	0.190
0.3	0.501	0.676	9.3	0.087	0.156	0.161
0.4	0.724	0.337	2.7	0.058	0.112	0.114
0.5	0.880	0.060	0.6	0.041	0.083	0.104
1	0.922	0.0001	0.5	0.039	0.079	0.103

Table 1 contains root mean squared error (RMSE), a fraction of explained variance, an average number of active features (sparsity), as well as NDCG@10, HitRate@10, and Coverage@10 for different

¹https://github.com/saprm/dictionary_learning

values of L1 regularization and dictionary size of 2048. L1 regularization is the most influential hyperparameter, as small changes in its values have a strong effect on all metrics. For further experiments we set L1 regularization to 0.1, as for this value the reconstruction is good enough, but not perfect. Figure 3 from section 7 confirms that for this value, interpretability is the best.

As for dictionary size, we found that most of the results are not very sensitive to it for the fixed value of L1 penalty. Reconstruction error remains stable for dictionary sizes from 512 to 8192, while the number of active features is stable for sizes from 1024 to 8192 and becomes smaller for smaller dictionary sizes. We choose a dictionary size of 2048 for further experiments.

7 Interpretation

7.1 Results

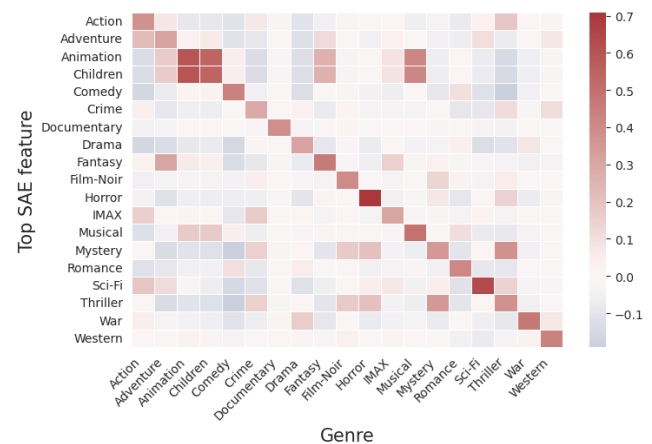


Figure 2: Correlation between genres and top feature (the feature with maximum correlation) for each genre. One row corresponds to one feature and contains its correlations with all genres.

7.1.1 Finding and analyzing top features for genres. The Movielens-20m dataset contains binary attributes indicating whether the movie belongs to a given genre. We follow the approach described in section 4.2 and compute correlation, ROC AUC, and sensitivity for each SAE feature and genre. For each genre, we find one top feature with the maximum correlation. Figure 2 shows correlations for these top features with all the genres. It is clear that features are rather monosemantic and mostly correlated with one or two similar genres. Animation and Children turned out to be the most interconnected genres since they both share the same top feature. This connection is easily explained because animated movies are often intended for children. The same connection holds for Thriller and Mystery. The Adventure feature has some correlation with Action, the Fantasy feature - with Adventure, the Sci-Fi feature - with Action, and the War feature - with Drama. All these patterns can be explained based on genre meanings.

Table 2 contains metric values for these top features. The results vary greatly depending on the genre. For some genres, such as

Table 2: Metrics for SAE features with maximum correlation for each genre and genre popularity (proportion of data points with given genre). The data is sorted by correlation. The last line corresponds to the averages for all genres, which are considered as overall interpretability metrics.

Genre	Correlation	ROC AUC	Sensitivity	Genre popularity
Horror	0.708	0.919	0.885	0.066
Sci-Fi	0.637	0.909	0.868	0.182
Animation	0.598	0.910	0.901	0.083
Children	0.545	0.873	0.840	0.095
Musical	0.493	0.791	0.609	0.038
War	0.476	0.819	0.745	0.061
Fantasy	0.462	0.707	0.568	0.135
Comedy	0.437	0.744	0.550	0.331
Western	0.436	0.761	0.576	0.015
Romance	0.413	0.715	0.481	0.175
Film-Noir	0.401	0.711	0.455	0.011
Documentary	0.383	0.697	0.391	0.011
Thriller	0.378	0.714	0.525	0.278
Action	0.378	0.686	0.437	0.311
Mystery	0.350	0.756	0.655	0.099
Drama	0.315	0.658	0.369	0.470
Adventure	0.313	0.652	0.420	0.255
IMAX	0.310	0.597	0.235	0.061
Crime	0.290	0.637	0.343	0.195
Mean	0.438	0.750	0.571	0.151

Horror and Sci-Fi, the correlation and ROC AUC are high, and for some others, they are significantly lower. For example, more broad and vague genres like Action, Drama, and Adventure have lower correspondence to features, as they are presented too often and in different contexts.

7.1.2 Overall interpretability metrics. The last line of Table 2 contains mean metrics across all genres. These values reflect SAE interpretability and can be used as a guideline for selecting SAE hyperparameters. Figure 3 illustrates the dependency of mean correlation on L1 penalty and SAE dictionary size. We make 5 runs for each point and average them, as we found that for a single run, the mean correlation may have some fluctuations. The mean correlation is lower for very low L1 values with perfect reconstruction quality and for high L1 values with bad reconstruction quality (see Table 1). For a dictionary size above 256, the mean correlation is stable.

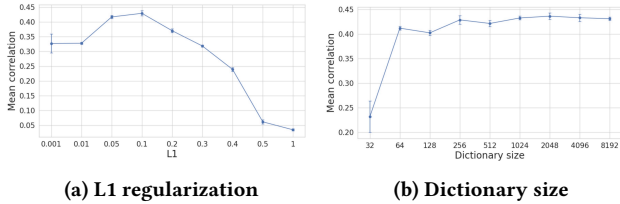


Figure 3: Dependency of the SAE interpretability metric (mean correlation) on the SAE parameters. For the L1 plot, the dictionary size is set to 2048, and for the dictionary size plot, the L1 is set to 0.1.

7.1.3 Comparison with the neurons of the original transformer layer. It is important to check whether SAE features are more interpretable than the neurons of the original transformer layer on which SAE was trained. In order to do this, we perform the same procedure, compute the correlation between neurons of the transformer layer

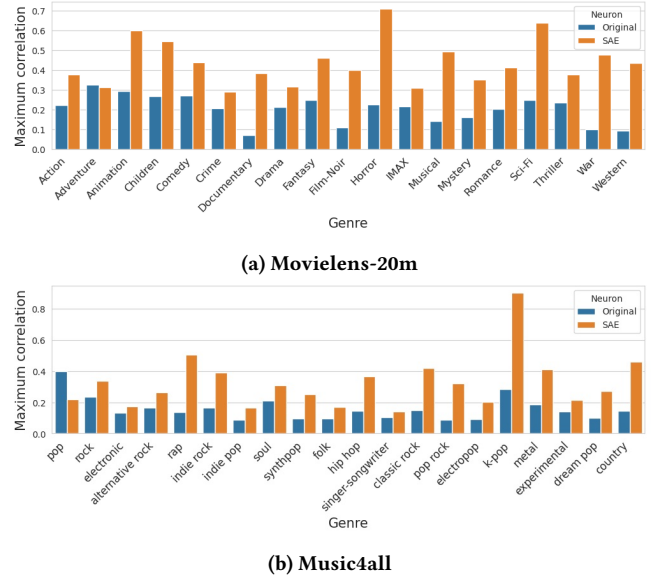


Figure 4: Comparison between interpretability of SAE features and neurons of the original transformer layer. The maximum correlation for each genre is blue for the transformer layer and orange for SAE. For the Music4all dataset, the genres are sorted by their popularity in the dataset.

and genres, and find the top neurons with the maximum correlation for each genre. Figure 4a contains these correlation values for neurons of the transformer layer along with SAE features. The association with the SAE feature is much higher for all genres except Adventure. Correlation with neurons of the transformer layer is especially low for rare genres, e.g. Documentary, Film-Noir, and Western, while SAE is able to learn good features for these cases. For the transformer layer, the minimum correlation is 0.07, the mean is 0.20, and the maximum is 0.33, while for SAE, the minimum correlation is 0.29, the mean is 0.44, and the maximum is 0.71.

7.1.4 Results on Music4all dataset. To verify that the results generalize to different datasets, we additionally perform experiments on Music4all dataset and compare SAE features with musical genres. The genre taxonomy is rather messy, as there are 853 unique values. We take 20 most popular genres and find top SAE features and neurons of the original transformer layer, as in the previous section.

Figure 4b contains the results, which are quite similar to the MovieLens-20m dataset. Association with SAE features is significantly higher for most of the genres, with some genres being more successful than others. For pop music, the correlation with the SAE feature is low, while the correlation with the original neuron is much higher. This is because it is the most popular genre, so it is reflected in the model, while for SAE, it is too broad, so the features capture only its subsets. For the transformer layer, the minimum correlation is 0.09, the mean is 0.16, and the maximum is 0.4, while for SAE, the minimum correlation is 0.14, the mean is 0.32, and the maximum is 0.9.

7.2 Case Studies

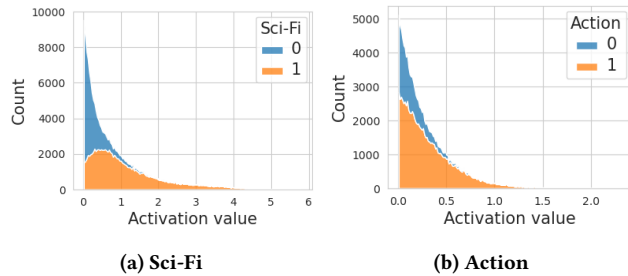


Figure 5: Distribution of the activation values for SAE features corresponding to a given genre. The orange color corresponds to cases when the genre is present; the blue color corresponds to cases when the genre is absent.

7.2.1 Features corresponding to a given genre. At first, we examine the top features found in section 7.1.1. Figure 5 presents histograms of positive per-item feature activations for features exhibiting the highest correlation with Sci-Fi and Action. Histogram colors indicate whether the activation happened on an item of the associated genre. The proportion of such items increases notably with higher activation levels, which is reminiscent of the behavior of interpretable SAE features observed in NLP models [2, 5, 44]. We found the same pattern for all other genres. Activation of a given feature above some threshold typically indicates the presence of respective genre. However, the threshold varies between features, as well as the scale of activation values.

Interestingly, the proportion of the Action genre is high despite its relatively low correlation with the SAE feature, suggesting that the feature captures only a subset of this genre – likely due to the genre’s wide-ranging diversity and scope.

While these features correspond to the genres as labeled in the dataset, there are features that go beyond the predefined classes.

7.2.2 Diverse interpretable features. To investigate further, we analyzed various SAE features in depth and for each feature examined the top 100 samples with the strongest feature activations. We found that activation patterns of a substantial proportion of features can be interpreted in a meaningful way. Remarkably, these features were learned by SAE in an unsupervised manner.

While the previous features correspond to the entire genre classes in the dataset, some features capture categorizations that go beyond these predefined classes. For example, Figure 6a illustrates the activation pattern of a feature that activates on Japanese Anime items but remains largely inactive on Animation movies in other languages. The distinction is demonstrated in Figure 6a by highlighting the Animation genre in green and the Japanese original language in blue. When summing the activations of the top 100 samples, items with the Animation attribute account for $p_{top100} = 0.633$ of all activations, while items labeled with Japanese as the original language comprise $p_{top100} = 0.582$.

Another interesting example is the feature that corresponds to the "Star Wars" movie series. In Figure 6b, "Star Wars" movies are highlighted in blue across two representative sequences: one

where the feature is active on movies appearing consecutively, and another where the feature activates on a single "Star Wars" movie within its context. This feature’s activation proportion for the items containing "Star Wars" in title is $p_{top100} = 0.693$. There are other features with even higher such p_{top100} for the "Star Wars", but they only respond to the specific movie from the series (e.g., features that activate on "Episode I" with $p_{top100} = 0.966$ and on "Episode IV" with $p_{top100} = 0.978$ have no overlap, $p_{top100} = 0$ for each other’s title), rather than finding the common direction as in the case of the "Star Wars" series feature. In general, we found a number of features that activate predominantly on various specific (usually popular) movies.

There are multiple other curious representations learned by SAE. For instance, Figure 6c shows a feature that activates on non-English language movies. Other attributes of items, such as movie release year, were also reflected in SAE features. Figures 6d and e show two such features: the former activates on movies released around 2004-2005, while the latter captures movies from the 1980s, both in an apparently genre-agnostic manner.

8 Control

8.1 Examples

Firstly, we show several examples of successful modification of the model behavior. We demonstrate how recommendations for a given user are influenced by changes in the activation of the SAE feature from section 7.2.1, which corresponds to the Sci-Fi genre. Figure 7 contains recommendation lists obtained before and after the intervention.

For user 3634, there are a lot of Action and Thriller genres in the recommendations. After we set the activation of the Sci-Fi feature to +2, there are several movies from the original list and several new Sci-Fi movies. After we set the activation of the Sci-Fi feature to +5 (this is a very high value, exceeding most of the real examples in the dataset), all movies in the recommendation list belong to Sci-Fi. Interestingly, Action and Thriller remain among the most represented genres after the intervention. This means that the intervention performs a kind of soft control and shifts predictions toward Sci-Fi while taking into account other user interests. Thus this approach opens up an opportunity to mix the desired attributes to varying degrees.

It is also possible to shift the recommendations in the opposite direction and remove the selected genre. The original recommendation list for user 1410 consists of Sci-Fi movies. If we set the activation value of the Sci-Fi feature to 0, part of Sci-Fi movies disappears from the recommendations. When we set the activation value of the Sci-Fi feature to -2, all Sci-Fi movies will disappear from the recommendations. However, Action, Adventure, and Thriller, which were present in addition to Sci-Fi, remain after intervention again. It is worth noting that all SAE activations are non-negative. However, to turn off the desired feature, we can set the activation to a large negative value. This way, it is possible to shift along the corresponding direction far enough to achieve the expected effect.

These examples show promising results, but it is necessary to check whether these results generalize to all users. We perform a comprehensive evaluation in the next section.

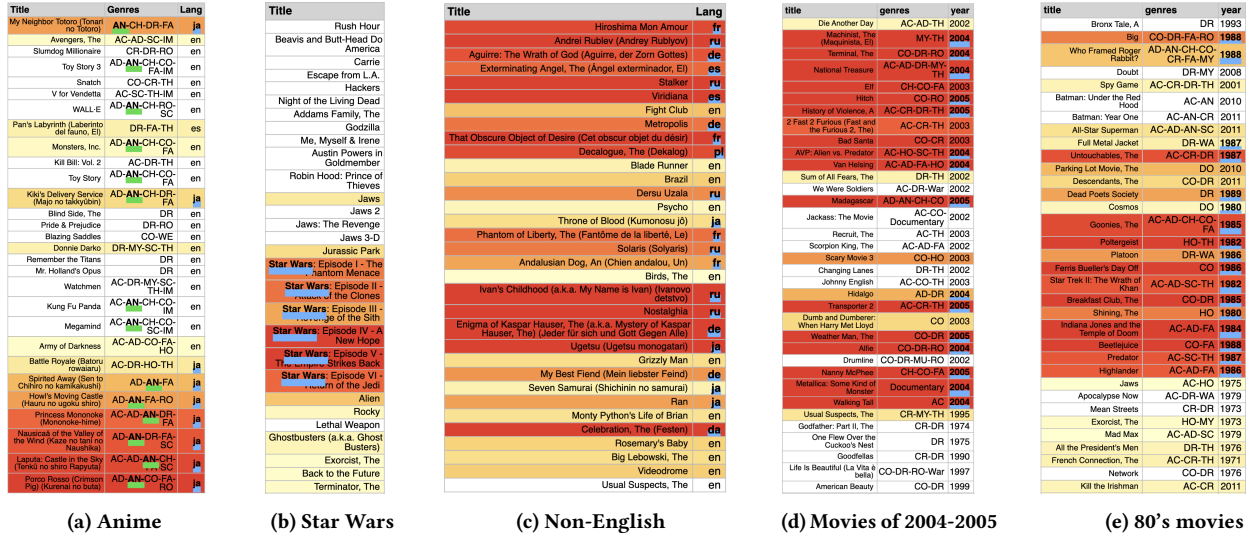


Figure 6: Examples of SAE features. Each subplot represents a user interaction sequence¹. Yellow-to-red background color shading illustrates the degree of a feature activation on a given item (red is the strongest). (a) A Japanese Anime. Green highlights animation genre, blue indicates the Japanese language of origin. (b) Star Wars series. (c) non-English language movies. (d) and (e) features for movies released around 2004-2005 and 1980s, respectively.

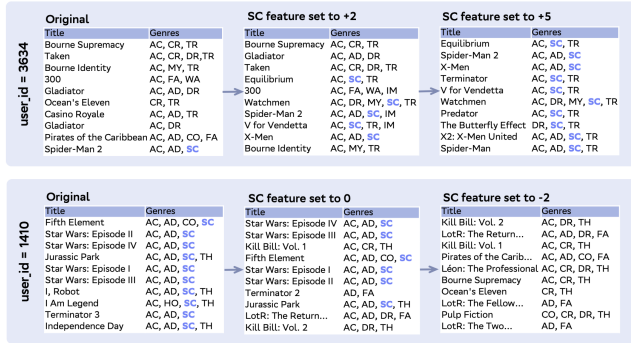


Figure 7: Examples of changes in the recommendations with Sci-Fi (SC) feature¹. Recommendation lists before and after changing the feature activation.

8.2 Comprehensive Evaluation

In this section, we evaluate how modification of SAE activations influences genre presence in recommendations as well as recommendation metrics. We take top features, corresponding to Action, Children, Fantasy, Sci-Fi, and Western into our analysis.

8.2.1 Proportion of genres. For each feature, we perform an intervention, set its activation on the last sequence step to some value, and make a top 10 recommendation list for each user. Then, we compute the mean proportion of each genre in recommendations. This intervention is performed for activation values in the range [-10, 10] with step 1.

Figure 8 (a) shows the resulting dependency of genre proportions on the activation value of considered features. For all features, the proportion of the corresponding genre increases monotonically

with activation value, is close to zero for large negative activations, and reaches very high values for large positive activations. It is clear that the steering of such features indeed allows us to control the presence of the desired genre in the recommendations.

The presence of other genres behaves in different ways. The proportion of strongly differing genres decreases (e.g. Drama, Thriller, and Crime for Children feature). The proportion of similar genres increases (e.g. Adventure for Fantasy feature). The Western feature increases only the Western genre. All these patterns correspond to patterns from Figure 2, so the feature interpretations from Section 7 fit well with their downstream behavior.

8.2.2 Quality of recommendations. An important question is how this intervention affects the quality of recommendations. The model may recommend the selected genre, but the recommendations can become irrelevant to users. Or the model may lose personalization properties and recommend the same popular movies from the selected genre to all users. In this case, feature steering will become useless.

To check this, we compute the dependency of NDCG, Coverage, and Inter-list Diversity on feature activation values during the intervention (see Figure 8 (b-d)). NDCG measures recommendation accuracy, while Coverage and Inter-list Diversity indicate the influence on diversity and personalization. Inter-list Diversity is the average pairwise cosine distance between recommendation lists generated for different users, measuring how these lists are different from each other [17, 48].

As one might expected, the intervention led to some decrease in the recommendation metrics. The patterns are similar for different

¹Genre abbreviations: Action (AC), Adventure (AD), Animation (AN), Children (CH), Comedy (CO), Crime (CR), Documentary (DO), Drama (DR), Fantasy (FA), IMAX (IM), Horror (HO), Mystery (MY), Musical (MU), Romance (RO), SciFi (SC), Thriller (TH), War (WA), Western (WE).

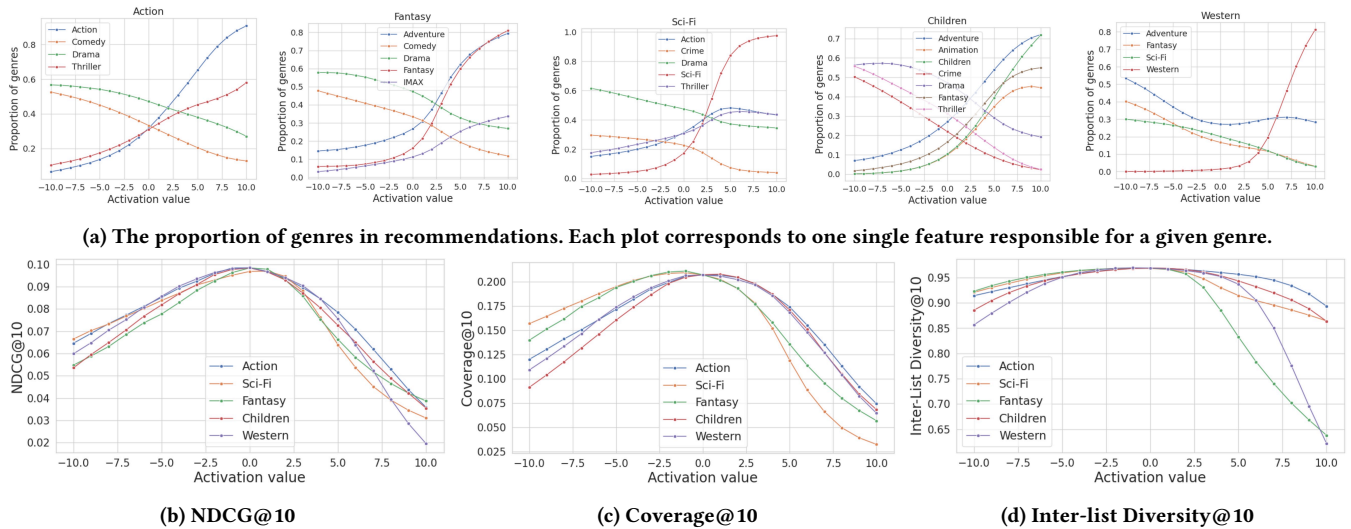


Figure 8: Effect of changing a SAE feature on the proportion of genres in recommendations (a) and the recommendation metrics (b-d). For (a), each curve represents genre proportions for different activation values. Only genres with a large proportion of change are shown for clarity. For (b-d), each curve corresponds to one single feature that is responsible for a given genre.

features. The intervention with activation absolute values less than 2 or 3 is quite safe, as the decrease in NDCG@10 and Coverage@10 is less than 10% for most of the cases. Inter-list Diversity is also relatively stable in this range. Interventions with values greater than 5 should be performed with caution because metrics can decrease significantly. Interestingly, patterns for large negative values are similar to large positive values. When we suppress some genres, at the same time, we greatly increase the proportion of dissimilar genres, so the recommendations become less accurate and diverse.

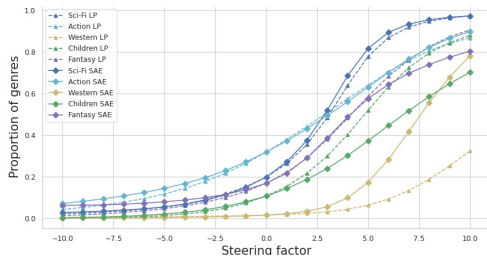


Figure 9: The proportion of the target genre in the recommendations. Comparison between control with SAE features and control with linear probing. The solid line corresponds to SAE, and the dashed line corresponds to linear probing.

8.2.3 Comparison with linear probing. Linear probing is a straightforward and widely used method to train a supervised classifier (the probe) on the activations of a network, used to find a direction that discriminates between some binary labels [21]. We follow this approach to evaluate how the performance of the unsupervised SAE compares to that of the supervised method. We compare SAE with linear probing (logistic regression, trained on the same inputs – model activations – as SAE, but with binary genre labels as targets) in the task of controlling the model behavior. Unsurprisingly,

interpretability metrics are substantially higher for linear probing (mean correlation is 0.7), as it is a supervised method in contrast to fully unsupervised SAE approach. However, downstream effects turn out to be on par with SAE. Figure 9 illustrates effect of adding a steering vector with different factors to activations of the original transformer layer. Both SAE and probing vectors are normalized to have unit variance. The influence of SAE is very similar to linear probing for Sci-Fi, Action and Fantasy, worse for Children and better for rare Western genre. The influence on recommendation metrics follow a similar pattern. The fact that the results of SAE are comparable with supervised linear probing proves that it is indeed a promising approach.

9 Conclusion

In this work, we extended sparse autoencoders to the domain of sequential recommendations. We demonstrated that SAEs can learn meaningful and interpretable features, introducing and exploring novel interpretability metrics tailored to sequential recommendations. Additionally, we showed that these features can effectively control the model’s behavior, with their downstream effects aligning consistently with their interpretations. Furthermore, we proposed a flexible and adaptable approach for controlling sequential recommendation models, enabling previously unattainable modes of personalization and fine-tuning.

We have shown that methods of the rapidly developing field, Mechanistic Interpretability, can be extended to benefit the various domains that use transformer models. For future work in the recommendation domain, promising directions include exploring alternative approaches to SAE, such as JumpReLU [35] and TopK SAEs [11], and developing methods for controlling model behavior through inference-time interventions. Moreover, another methods of mechanistic interpretability, such as circuit discovery, causal

scrubbing, etc. [15] can also be adopted and extended into recommendation domain.

References

- [1] Tolga Bolukbasi, Adam Pearce, Ann Yuan, Andy Coenen, Emily Reif, Fernanda Viégas, and Martin Wattenberg. 2021. An Interpretability Illusion for BERT. <https://doi.org/10.48550/arXiv.2104.07143> arXiv:2104.07143 [cs]
- [2] Trenton Bricken, Adly Templeton, Joshua Batson, Brian Chen, Adam Jermy, Tom Conerly, Nick Turner, Cem Anil, Carson Denison, Amanda Askell, et al. 2023. Towards monosemanticity: Decomposing language models with dictionary learning. *Transformer Circuits Thread 2* (2023).
- [3] Yukuo Cen, Jianwei Zhang, Xu Zou, Chang Zhou, Hongxia Yang, and Jie Tang. 2020. Controllable Multi-Interest Framework for Recommendation. arXiv:2005.09347 [cs.IR] <https://arxiv.org/abs/2005.09347>
- [4] Róbert Csordás, Christopher Potts, Christopher D. Manning, and Atticus Geiger. 2024. Recurrent Neural Networks Learn to Store and Generate Sequences Using Non-Linear Representations. <https://doi.org/10.48550/arXiv.2408.10920> arXiv:2408.10920 [cs]
- [5] Hoagy Cunningham, Aidan Ewart, Logan Riggs, Robert Huben, and Lee Sharkey. 2023. Sparse Autoencoders Find Highly Interpretable Features in Language Models. <https://doi.org/10.48550/arXiv.2309.08600> arXiv:2309.08600 [cs]
- [6] Gytis Daujotas. 2024. Case Study: Interpreting, Manipulating, and Controlling CLIP With Sparse Autoencoders. (Aug. 2024). <https://www.lesswrong.com/posts/iYFuZo9BMv6GgMs5/case-study-interpreting-manipulating-and-controlling-clip>
- [7] Nelson Elhage, Tristan Hume, Catherine Olsson, Nicholas Schiefer, Tom Henighan, Shauna Kravec, Zac Hatfield-Dodds, Robert Lasenby, Dawn Drain, Carol Chen, Roger Grosse, Sam McCandlish, Jared Kaplan, Dario Amodei, Martin Wattenberg, and Christopher Olah. 2022. Toy Models of Superposition. https://transformer-circuits.pub/2022/toy_model/index.html
- [8] Joshua Engels, Isaac Liao, Eric J. Michaud, Wes Gurnee, and Max Tegmark. 2024. Not All Language Model Features Are Linear. <https://doi.org/10.48550/arXiv.2405.14860> arXiv:2405.14860 [cs]
- [9] Joshua Engels, Logan Riggs, and Max Tegmark. 2024. Decomposing The Dark Matter of Sparse Autoencoders. arXiv:2410.14670 <http://arxiv.org/abs/2410.14670>
- [10] Jaden Fiotto-Kaufman, Alexander R Loftus, Eric Todd, Jannik Brinkmann, Caden Juang, Koyena Pal, Can Rager, Aaron Mueller, Samuel Marks, Arnab Sen Sharma, Francesca Lucchetti, Michael Ripa, Adam Belfki, Nikhil Prakash, Sumeet Multani, Carla Brodley, Arjun Guha, Jonathan Bell, Byron Wallace, and David Bau. 2024. NNSight and NDIF: Democratizing Access to Foundation Model Internals. (2024). arXiv:2407.14561 [cs.LG] <https://arxiv.org/abs/2407.14561>
- [11] Leo Gao, Tom Dupré la Tour, Henk Tillman, Gabriel Goh, Rajan Troll, Alec Radford, Ilya Sutskever, Jan Leike, and Jeffrey Wu. 2024. Scaling and Evaluating Sparse Autoencoders. arXiv:2406.04093 [cs] <http://arxiv.org/abs/2406.04093>
- [12] Liv Gorton. 2024. The Missing Curve Detectors of InceptionV1: Applying Sparse Autoencoders to InceptionV1 Early Vision. <https://doi.org/10.48550/arXiv.2406.03662> arXiv:2406.03662 [cs]
- [13] Deepesh V. Hada, Vijaikumar M., and Shirish K. Shevade. 2021. ReXPLug: Explainable Recommendation using Plug-and-Play Language Model. In *Proceedings of the 44th International ACM SIGIR Conference on Research and Development in Information Retrieval* (Virtual Event, Canada) (SIGIR '21). Association for Computing Machinery, New York, NY, USA, 81–91. <https://doi.org/10.1145/3404835.3462939>
- [14] F Maxwell Harper and Joseph A Konstan. 2015. The movielens datasets: History and context. *Acm transactions on interactive intelligent systems (tiis)* 5, 4 (2015), 1–19.
- [15] Zhengfu He, Xuyang Ge, Qiong Tang, Tianxiang Sun, Qinyuan Cheng, and Xipeng Qiu. 2024. Dictionary Learning Improves Patch-Free Circuit Discovery in Mechanistic Interpretability: A Case Study on Othello-GPT. <https://doi.org/10.48550/arXiv.2402.12201> arXiv:2402.12201 [cs]
- [16] Vassilis Kaffes, Dimitris Sacharidis, and Giorgos Giannopoulos. 2021. Model-Agnostic Counterfactual Explanations of Recommendations. In *Proceedings of the 29th ACM Conference on User Modeling, Adaptation and Personalization* (Utrecht, Netherlands) (UMAP '21). Association for Computing Machinery, New York, NY, USA, 280–285. <https://doi.org/10.1145/3450613.3456846>
- [17] Marius Kaminskis and Derek Bridge. 2016. Diversity, serendipity, novelty, and coverage: a survey and empirical analysis of beyond-accuracy objectives in recommender systems. *ACM Transactions on Interactive Intelligent Systems (TIIS)* 7, 1 (2016), 1–42.
- [18] Wang-Cheng Kang and Julian McAuley. 2018. Self-attentive sequential recommendation. In *2018 IEEE international conference on data mining (ICDM)*. IEEE, 197–206.
- [19] Connor Kissane, Robert Krzyzanowski, Joseph Isaac Bloom, Arthur Conmy, and Neel Nanda. 2024. Interpreting Attention Layer Outputs with Sparse Autoencoders. (2024). <https://doi.org/10.48550/ARXIV.2406.17759>
- [20] Nhat Le, Ciyue Shen, Chintan Shah, Blake Martin, Daniel Shenker, Harshith Padigela, Jennifer A. Hipp, Sean Grullon, John Abel, Harsha Vardhan Pokkalla, and Dinkar Juyal. 2024. Interpretability Analysis on a Pathology Foundation Model Reveals Biologically Relevant Embeddings across Modalities. In *ICML 2024 Workshop on Mechanistic Interpretability*. <https://openreview.net/forum?id=briEoJfKof>
- [21] Kenneth Li, Oam Patel, Fernanda Viégas, Hanspeter Pfister, and Martin Wattenberg. 2023. Inference-Time Intervention: Eliciting Truthful Answers from a Language Model. In *Thirty-Seventh Conference on Neural Information Processing Systems*.
- [22] Lei Li, Yongfeng Zhang, and Li Chen. 2021. Personalized Transformer for Explainable Recommendation. In *Proceedings of the 59th Annual Meeting of the Association for Computational Linguistics and the 11th International Joint Conference on Natural Language Processing (Volume 1: Long Papers)*, Chengqing Zong, Fei Xia, Wenjie Li, and Roberto Navigli (Eds.). Association for Computational Linguistics, Online, 4947–4957. <https://doi.org/10.18653/v1/2021.acl-long.383>
- [23] Lei Li, Yongfeng Zhang, and Li Chen. 2023. Personalized Prompt Learning for Explainable Recommendation. *ACM Trans. Inf. Syst.* 41, 4, Article 103 (March 2023), 26 pages. <https://doi.org/10.1145/3580488>
- [24] Jack Lindsey, Adly Templeton, Jonathan Marcus, Thomas Conerly, Joshua Batson, and Christopher Olah. 2024. Sparse Crosscoders for Cross-Layer Features and Model Diffing. <https://transformer-circuits.pub/2024/crosscoders/index.html>
- [25] Wensheng Lu, Jianxun Lian, Wei Zhang, Guanghua Li, Mingyang Zhou, Hao Liao, and Xing Xie. 2024. Aligning Large Language Models for Controllable Recommendations. In *Proceedings of the 62nd Annual Meeting of the Association for Computational Linguistics (Volume 1: Long Papers)*, Lun-Wei Ku, Andre Martins, and Vivek Srikumar (Eds.). Association for Computational Linguistics, Bangkok, Thailand, 8159–8172. <https://doi.org/10.18653/v1/2024.acl-long.443>
- [26] Aleksandar Makelov, George Lange, and Neel Nanda. 2024. Towards Principled Evaluations of Sparse Autoencoders for Interpretability and Control. arXiv:2405.08366 [cs] <http://arxiv.org/abs/2405.08366>
- [27] Samuel Marks and Max Tegmark. 2023. The Geometry of Truth: Emergent Linear Structure in Large Language Model Representations of True/False Datasets. <https://doi.org/10.48550/arXiv.2310.06824> arXiv:2310.06824 [cs]
- [28] Sheshera Mysore, Mahmood Jasim, Andrew McCallum, and Hamed Zamani. 2023. Editable User Profiles for Controllable Text Recommendations. In *Proceedings of the 46th International ACM SIGIR Conference on Research and Development in Information Retrieval* (Taipei, Taiwan) (SIGIR '23). Association for Computing Machinery, New York, NY, USA, 993–1003. <https://doi.org/10.1145/3539618.3591677>
- [29] Neel Nanda, Andrew Lee, and Martin Wattenberg. 2023. Emergent Linear Representations in World Models of Self-Supervised Sequence Models. arXiv:2309.00941 [cs] <http://arxiv.org/abs/2309.00941>
- [30] Bruno A. Olshausen and David J. Field. 1997. Sparse Coding with an Overcomplete Basis Set: A Strategy Employed by V1? *Vision Research* 37, 23 (Dec. 1997), 3311–3325. [https://doi.org/10.1016/S0042-6989\(97\)00169-7](https://doi.org/10.1016/S0042-6989(97)00169-7)
- [31] Bruno A. Olshausen and David J. Field. 2004. Sparse Coding of Sensory Inputs. *Current Opinion in Neurobiology* 14, 4 (Aug. 2004), 481–487. <https://doi.org/10.1016/j.conb.2004.07.007>
- [32] Kihoo Park, Yo Joong Choe, and Victor Veitch. 2024. The Linear Representation Hypothesis and the Geometry of Large Language Models. <https://doi.org/10.48550/arXiv.2311.03658> arXiv:2311.03658 [cs]
- [33] Aleksandr V Petrov and Craig Macdonald. 2023. Generative Sequential Recommendation with GPTRec. *arXiv preprint arXiv:2306.11114* (2023).
- [34] Senthoran Rajamanoharan, Arthur Conmy, Lewis Smith, Tom Lieberum, Vikrant Varma, János Kramár, Rohin Shah, and Neel Nanda. 2024. Improving dictionary learning with gated sparse autoencoders. *arXiv preprint arXiv:2404.16014* (2024).
- [35] Senthoran Rajamanoharan, Tom Lieberum, Nicolas Sonnerat, Arthur Conmy, Vikrant Varma, János Kramár, and Neel Nanda. 2024. Jumping ahead: Improving reconstruction fidelity with jumprelu sparse autoencoders. *arXiv preprint arXiv:2407.14435* (2024).
- [36] Igor André Pegoraro Santana, Fabio Pinelli, Juliano Donini, Leonardo Catharin, Rafael Biazus Mangolin, Valéria Delisandra Feltrim, Marcos Aurélio Domingues, et al. 2020. Music4all: A new music database and its applications. In *2020 International Conference on Systems, Signals and Image Processing (IWSSIP)*. IEEE, 399–404.
- [37] Lee Sharkey, Dan Braun, and Beren Millidge. 2022. Taking Features out of Superposition with Sparse Autoencoders. <https://www.lesswrong.com/posts/z6QQJbtPKEAX3Aojj/interim-research-report-taking-features-out-of-superposition>
- [38] Lewis Smith. 2024. The ‘Strong’ Feature Hypothesis Could Be Wrong – LessWrong. <https://www.lesswrong.com/posts/tojtPCCRpKLSHbDpn/the-strong-feature-hypothesis-could-be-wrong>
- [39] Paul Smolensky. 1986. Neural and Conceptual Interpretation of PDP Models. In *Parallel Distributed Processing: Explorations in the Microstructure of Cognition: Psychological and Biological Models*. Vol. 2. MIT Press, 390–431.
- [40] Fei Sun, Jun Liu, Jian Wu, Changhua Pei, Xiao Lin, Wenwu Ou, and Peng Jiang. 2019. BERT4Rec: Sequential recommendation with bidirectional encoder representations from transformer. In *Proceedings of the 28th ACM international*

- conference on information and knowledge management. 1441–1450.
- [41] Omer Tal, Yang Liu, Jimmy Huang, Xiaohui Yu, and Bushra Aljbawi. 2021. Neural Attention Frameworks for Explainable Recommendation. *IEEE Transactions on Knowledge and Data Engineering* 33, 5 (2021), 2137–2150. <https://doi.org/10.1109/TKDE.2019.2953157>
 - [42] Juntao Tan, Shuyuan Xu, Yingqiang Ge, Yunqi Li, Xu Chen, and Yongfeng Zhang. 2021. Counterfactual Explainable Recommendation. In *Proceedings of the 30th ACM International Conference on Information & Knowledge Management (Virtual Event, Queensland, Australia) (CIKM '21)*. Association for Computing Machinery, New York, NY, USA, 1784–1793. <https://doi.org/10.1145/3459637.3482420>
 - [43] Robert F Tate. 1954. Correlation between a discrete and a continuous variable. Point-biserial correlation. *The Annals of mathematical statistics* 25, 3 (1954), 603–607.
 - [44] Adly Templeton, Tom Conerly, Jonathan Marcus, Jack Lindsey, Trenton Bricken, Brian Chen, Adam Pearce, Craig Citro, Emmanuel Ameisen, Andy Jones, Hoagy Cunningham, Nicholas L Turner, Callum McDougall, Monte MacDiarmid, Alex Tamkin, Esin Durmus, Tristan Hume, Francesco Mosconi, C. Daniel Freeman, Theodore R. Sumers, Edward Rees, Joshua Batson, Adam Jermyn, Shan Carter, Chris Olah, and Tom Henighan. 2024. Scaling Monosemanticity: Extracting Interpretable Features from Claude 3 Sonnet. <https://transformer-circuits.pub/2024/scaling-monosemanticity/>
 - [45] Michael Tsang, Dehua Cheng, Hanpeng Liu, Xuening Feng, Eric Zhou, and Yan Liu. 2020. Feature Interaction Interpretability: A Case for Explaining Ad-Recommendation Systems via Neural Interaction Detection. *ArXiv abs/2006.10966* (2020). <https://api.semanticscholar.org/CorpusID:213695995>
 - [46] Alexey Vasilev, Anna Volodkevich, Denis Kulandin, Tatiana Bysheva, and Anton Klenitskiy. 2024. RePlay: a Recommendation Framework for Experimentation and Production Use. In *Proceedings of the 18th ACM Conference on Recommender Systems*. 1191–1194.
 - [47] Jun Xiao, Hao Ye, Xiangnan He, Hanwang Zhang, Fei Wu, and Tat-Seng Chua. 2017. Attentional Factorization Machines: Learning the Weight of Feature Interactions via Attention Networks. *arXiv:1708.04617 [cs.LG]* <https://arxiv.org/abs/1708.04617>
 - [48] Tao Zhou, Zoltán Kucsik, Jian-Guo Liu, Matúš Medo, Joseph Rushton Wakeling, and Yi-Cheng Zhang. 2010. Solving the apparent diversity-accuracy dilemma of recommender systems. *Proceedings of the National Academy of Sciences* 107, 10 (2010), 4511–4515.