

Selective Quantization Tuning for ONNX Models

Nikolaos Louloudakis
n.louloudakis@ed.ac.uk
University of Edinburgh
United Kingdom

Ajitha Rajan
arajan@ed.ac.uk
University of Edinburgh
United Kingdom

Abstract—Quantization is a process that reduces the precision of deep neural network models to lower model size and computational demands, often at the cost of accuracy. However, fully quantized models may exhibit sub-optimal performance below acceptable levels and face deployment challenges on low-end hardware accelerators due to practical constraints. To address these issues, quantization can be selectively applied to only a subset of layers, but selecting which layers to exclude is non-trivial. To this direction, we propose TuneQn, a suite enabling selective quantization, deployment and execution of ONNX models across various CPU and GPU devices, combined with profiling and multi-objective optimization. TuneQn generates selectively quantized ONNX models, deploys them on different hardware, measures performance on metrics like accuracy and size, performs Pareto Front minimization to identify the best model candidate and visualizes the results. To demonstrate the effectiveness of TuneQn, we evaluated TuneQn on four ONNX models with two quantization settings across CPU and GPU devices. As a result, we demonstrated that our utility effectively performs selective quantization and tuning, selecting ONNX model candidates with up to a 54.14% reduction in accuracy loss compared to the fully quantized model, and up to a 72.9% model size reduction compared to the original model.

I. INTRODUCTION

In recent years, Artificial Intelligence (AI) has advanced rapidly, driving a technological revolution across numerous fields. Deep Neural Networks (DNNs), in particular, have found applications in a wide range of areas, from image recognition to content generation, offering powerful solutions to complex, real-world problems. However, DNNs are often large and computationally intensive, posing challenges for deployment on systems and hardware with limited resources. To address this, quantization [17] has become a popular technique, enabling reductions in model size, faster inference times, and lower power consumption. In simple terms, quantization reduces the precision of key model parameters (e.g., weights and biases) to decrease computation complexity. However, this often leads to accuracy loss. To minimize this, researchers use *selective quantization*, where only some layers are quantized while others remain in higher precision. This approach helps keep accuracy loss within acceptable limits depending on the application. However, analyzing, tuning, and profiling this trade-off to find the optimal balance among accuracy, model size, and performance remains a complex challenge.

To this direction, we propose TuneQn, a utility for selectively quantizing ONNX models using the ONNX Quantizer [2], deploying them on CPU and GPU devices, and profiling them to identify optimal quantization candidates across multiple objectives. We also present the methodology

and demonstrate the use of the tool through experiments on four classification models deployed across CPU and GPU platforms.

II. MOTIVATION

Quantization in Deep Neural Networks (DNNs) involves reducing the precision of numerical values—such as weights and biases—from high-precision formats (e.g., 32-bit floating point) to lower-precision formats (e.g., 8-bit integers). This technique reduces model size, accelerates inference, and lowers power consumption. However, it often comes at the cost of decreased prediction accuracy. While some accuracy loss is typically acceptable, it must remain within tolerable limits for practical deployment.

When quantization-induced degradation exceeds acceptable thresholds, developers often resort to *selective quantization*, wherein only a subset of layers is quantized or different layers are assigned varying bit widths. Although effective, this strategy lacks a principled approach for managing the trade-off between accuracy and efficiency, making it difficult to identify the optimal quantization scheme. Additionally, selective quantization is particularly useful in scenarios where target devices do not support certain precision-specific operations required by quantized layers.

To properly account for these factors and enable optimal selective quantization, we introduce TuneQn, a framework that systematically identifies the best quantized model candidate by analyzing both the original and fully quantized models. TuneQn follows a stepwise, decremental selective quantization strategy—starting from a fully quantized model and progressively exempting layers from quantization until none remain. For each candidate configuration, it evaluates multiple objectives such as accuracy and model size. Finally, it applies multi-objective Pareto Front analysis [11] to determine candidates that optimally balance trade-offs, and generates a visual report that summarizes the entire quantization and evaluation process.

III. RELATED WORK

Extensive research has been conducted on DNN quantization, with several surveys reviewing recent advances [16], [39], [33], [23]. While many studies focus on quantization during training [15], [8], [28], [21], our work primarily addresses post-training quantization. Nagel et al. [27] provide a comprehensive overview of post-training and quantization-aware training methods, introducing AdaRound [25], which optimizes rounding decisions without retraining, and a data-free

quantization method [26] for 8-bit fixed-point models without fine-tuning. Banner et al. [7] propose a 4-bit post-training technique minimizing accuracy loss without retraining. Krishnamoorthi [22] shows 8-bit post-training quantization with per-channel weights reduces model size, while quantization-aware training narrows the accuracy gap. Schaefer et al. [36] present a greedy approach minimizing quantization error across layers.

Regarding selective quantization, many methods apply it during training, including stochastic approaches [19], fractional bit-widths [41], Hessian spectrum analysis [14], [13], power-of-two quantization [31], and mixed bit-width layer quantization [40]. For post-training, Diao et al. [12] propose a mixed-precision method assigning weights softly to multiple quantized values with Gaussian decay and layer-wise bit-widths. Hubara et al. [20] optimize layer-wise bit-widths using integer programming. Pandley et al. [29] introduce a search-based mixed-precision assignment achieving near-original accuracy with reduced cost. Finally, OMPQ by Ma et al. [24] proposes a fast, mixed-precision quantization based on network orthogonality, supporting both quantization-aware training and post-training, achieving high compression with minimal accuracy loss.

Most prior works lack objective minimization mechanisms for selecting optimal quantization candidates, except Pandley et al. [29], which is limited by lack of ONNX support, device compatibility, and only static quantization, while focusing on devices supported by AIMET framework [37]. Our approach extends this to dynamic quantization as well and focuses in the ONNX domain. In addition, our work allows the deployment across CPU and GPU devices in general, via ONNX Runtime [3] and Apache TVM [9], combined with the utilization of multi-objective Pareto Front in order to detect the optimal selective quantization candidate.

IV. SYSTEM ARCHITECTURE & METHODOLOGY

The architecture of TuneQn is presented in Figure 1. TuneQn follows an intuitive workflow: load models, analyze their layers to detect those that are prone to errors, then quantize the models, execute both the original and the quantized versions across the dataset and compare the results. Then, repeat the process by generating selectively quantized models with the layers being excluded one by one by the quantization process. Finally, extract all comparisons and apply the Pareto Front [11] in order to select the best quantized model candidate.

TuneQn consists of five core modules: (1) Model Orchestrator, (2) Selective Quantization Module, (3) Runner Module, (4) Metrics Benchmarking Module, and (5) Objectives Visualizer Module. These are described in detail in the following sections. Additionally, TuneQn supports state saving across all modules, allowing interrupted runs to resume seamlessly—particularly important for low-end devices (e.g., Mali GPUs on mobile phones), where deployment and execution over Remote Process Communication (RPC) may be unreliable. For that purpose, it generates and updates a metadata file with run details, including initial layer error

estimates, excluded layers per iteration, and metrics like model size and accuracy after each run.

A. Model Orchestrator Module

The Model Orchestrator Module handles fetching, loading (including configuration), and preparing models for quantization and execution. It supports loading ONNX models either locally or from online repositories. Currently, TuneQn uses the official ONNX Model Hub [5] via its API, enabling support for other third-party ONNX repositories. It also allows fetching and loading multiple models simultaneously. Loaded models and configurations are then passed to the Optimizer and Runner Modules.

B. Selective Quantization Module

To enable selective quantization, TuneQn uses the ONNX Quantizer, which takes a model and a list of layers to exclude from quantization, producing a selectively quantized model. It supports both *Static* and *Dynamic* Quantization. Static quantization converts weights, biases, and activations using calibration data for better accuracy and efficiency (especially in convolutional models), while Dynamic quantization only quantizes weights and biases ahead of time, quantizing activations at runtime without calibration, and is an approach better suited for transformer models. TuneQn applies either method based on user settings, as defined in the system configuration. Additionally, this module allows the generation of specific selectively quantized model versions by explicitly specifying which layers to exclude via the system configuration.

C. Layer Activation Analysis Module

To perform selective quantization effectively, TuneQn identifies layers most affected by quantization by fully quantizing the model and using a small dataset (defined in the configuration) to extract activations from both the original and quantized models, performing layer matching via the ONNX Quantizer API. It calculates two key metrics: QDQ Error (`qdq_err`), which measures the difference between the original model and the quantize-dequantize nodes running in FP32—simulating quantization effects during calibration to assess layer sensitivity—and XModel Error (`xmodel_err`), the relative error each layer introduces in the fully quantized model, computed as $(|output_{fp32} - output_{xmodel}| / |output_{fp32}|)$.

Figure 2 shows that predicted sensitivity can differ from actual error, so both metrics are considered when ranking layers for selective quantization. Following a number of empirical runs, we concluded that considering both metrics equally for the ranking process is the best strategy. We calculate an error metric for each layer by normalizing each error value between 0 and 1 and calculating $error_metric = 0.5 * norm_xmodel_err + 0.5 * norm_qdq_err$. Then, the layers are ranked in descending order based on this metric and are utilized for the selective quantization process, essentially considering layer sensitivity and actual degradation.

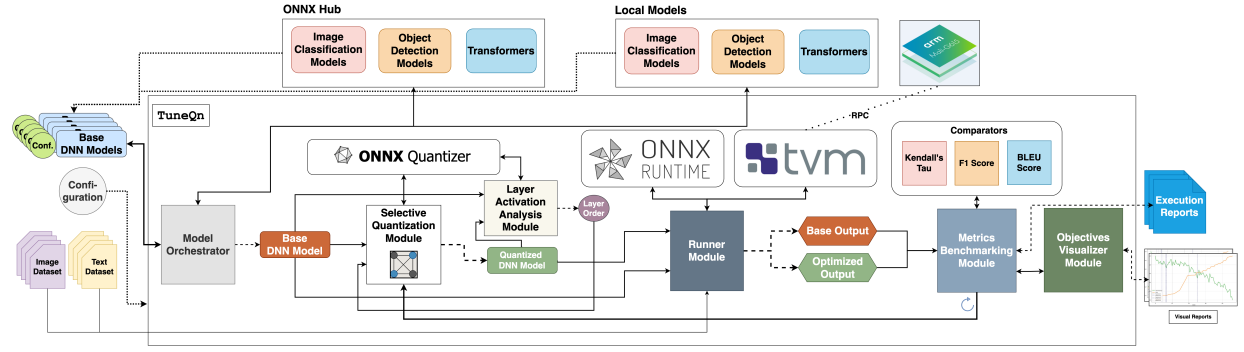


Fig. 1: Architecture of TuneQn with the following primary modules: (1) Model Orchestrator, (2) Selective Quantization Module, (3) Runner Module, (4) Metrics Benchmarking Module, and (5) Objectives Visualizer Module.

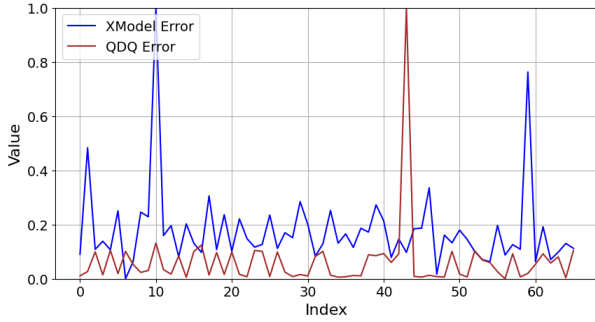


Fig. 2: Depiction of normalized XModel Error and QDQ Error across layers, between the original and a quantized version of MobileNetV2.

D. Runner Module

The Runner Module executes both the original and quantized models using a dataset as input. It supports two deployment methods: (1) ONNX Runtime [3] for CPU execution, and (2) Apache TVM [9] for GPU deployment, where TVM compiles models to shared libraries and uses RPC to deploy on GPUs, including Android devices used in our experiments. TuneQn currently performs inference on local image recognition datasets defined in the configuration, with plans to support datasets from packages like `datasets` [4] in order to be able to test models of other categories (e.g., text generation and sentiment analysis models). In addition, the Runner Module supports splitting large input batches into smaller chunks, with chunk size configurable via system settings.

E. Model Benchmarking Module

After deploying and executing both models on datasets, TuneQn collects and evaluates data using a comparator that calculates accuracy differences and extracts quantized model info like size. Currently, it supports top-K classification comparison but can be extended to other model types (e.g., Object Detectors, Transformers). Results are saved in a JSON report, updated after each selective quantization iteration. The module then computes the Pareto Front [11] using `NonDominatedSorting` from the `Pymoo` library [6] to minimize objectives like accuracy and size, selecting the top

three optimal solutions. The report acts as a checkpoint and provides visual insights for users to identify the best model candidate.

F. Objectives Visualizer Module

This module supports two primary operations: (1) it takes the activation errors and generates a visual representation across all layers for a specified model (as presented in Figure 2), and (2) takes as input the report generated by the Model Benchmarking model, and visualizes each of the objectives in plots, as well as the Pareto Fronts (in vertical lines) for the user to comprehend. The results of the latter operation can be observed in Figure 3.

V. PRELIMINARY RESULTS

Using TuneQn, we conducted experiments on four well-known classification models with varying opsets: MobileNetV2 [35] (opset=10), ShuffleNetV2 [42] (opset=10), EfficientNet-Lite4 [38] (opset=11), and ResNet50 [18] (opset=12). We obtained the models from the official ONNX Model Hub [5]. The models were compiled and deployed on two hardware acceleration devices: an Intel-i5 CPU (in an HP laptop) and a Mali-G68 MC4 GPU (in a Xiaomi Redmi Note 11 Pro+ mobile device). We refer to them as CPU and GPU hereafter. All models were tested using both Static and Dynamic quantization. For evaluation, we used the ILSVRC2017 [34] validation dataset containing 5500 images. To maintain tractability, each iteration randomly selected 300 images for accuracy evaluation, and up to 50 images for Static Quantization calibration. Our optimization objectives were model size and top-1 label accuracy on the selected dataset.

TuneQn was able to determine the Pareto Front for each of the models and generate the visual reports for each system. As an indicative example, we can observe the visual reports for ResNet50, as generated by TuneQn in Figure 3. The X axis demonstrates the selectively quantized model number. Model number 0 on the left corresponds to a fully quantized model, and each "slice" excludes one layer from quantization, following the ranking in Section IV-C. This number can be used to reconstruct the selectively quantized model in the

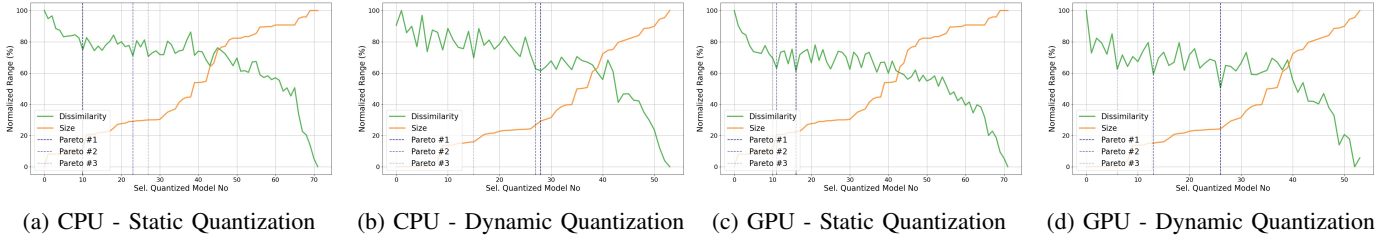


Fig. 3: Selective Quantization with top 3 Pareto Fronts for ResNet50.

TABLE I: Accuracy percentage differences (top-1 label) on top Pareto Front for Static/Dynamic Quantization (P. St./P. Dyn.) in CPU and GPU across all models, compared to fully quantized (FQ) models.

Model	CPU						GPU					
	P. St.	FQ St.	Dec. %	P. Dyn.	FQ Dyn.	Dec. %	P. St.	FQ St.	Dec. %	P. Dyn.	FQ Dyn.	Dec. %
MobileNetV2	34,1	45,28	24,69	23,12	40,8	43,33	26,19	36,65	28,54	18,09	35,23	48,65
ShuffleNetV2	26,77	43,45	38,39	15,87	32,44	51,08	19,55	35,53	44,98	12,19	26,58	54,14
EfficientNet-Lite4	27,38	54,11	49,40	21,41	43,26	50,51	26,45	43,71	39,49	21,09	27,52	23,36
ResNet50	27,86	37,2	25,11	19,08	25,91	26,36	17,69	28,94	38,87	12,07	21,46	43,76

TABLE II: Model size differences (in MB) on top Pareto Front for Static/ Dynamic Quantization (St./Dyn.) in CPU and GPU across all models, compared to the original (Init.) and fully quantized (FQ) models.

Model				CPU				GPU			
	Init.	FQ (St.)	FQ (Dyn.)	St.	Dec.%	Dyn.	Dec.%	St.	Dec.%	Dyn.	Dec.%
MobileNetV2	13,32	3,43	3,43	7,34	44,89	3,75	71,85	5,67	57,43	3,61	72,90
ShuffleNetV2	8,8	2,4	2,36	4,7	46,59	4,78	45,68	4,73	46,25	4,83	45,11
EfficientNet-Lite4	49,54	12,86	12,87	33,69	31,99	36,13	27,07	20,94	57,73	19,62	60,40
ResNet50	97,82	24,96	24,92	33,2	66,06	44,55	54,46	41,31	57,77	41,17	57,91

Selective Quantization Module (Section IV-B). The Y axis demonstrates the normalized percentage for each objective, in the range 0 – 100%, applied so that different objectives can be included in the same figure. Finally, the top 3 Pareto Fronts are presented in the form of vertical lines. It is worth noting that TuneQn contains the exact mapping of the layers in the JSON report extracted after each run, so that users can utilize it in order to instruct it to regenerate the appropriate model variant that gives the results achieved by the Pareto Front. In addition, we present the top Pareto Front candidate selection along with its results for the objectives aforementioned, with Table I containing the accuracy percentage differences for top-1 label, and Table II containing model size differences. Overall, TuneQn successfully identified candidates that significantly reduced accuracy loss of up to 54.14% (for ShuffleNetV2 on GPU using Dynamic Quantization), compared to the fully quantized model. It also selected models with notably smaller model sizes, up to 72.9% smaller (for MobileNetV2 on GPU with Dynamic Quantization), compared to the original model. We observed that Pareto Front results vary between CPU and GPU, with GPUs generally achieving better objective minimization. Additionally, quantization effects differ across models, impacting Pareto outcomes. Thus, both quantization and selective quantization tuning depend on the hardware device and the specific model.

VI. CONCLUSIONS AND FUTURE WORK

We presented TuneQn, a utility that allows the tuning of selective quantization process for ONNX models. Using

TuneQn we conducted experiments involving the selective quantization and deployment of four models on CPU and GPU devices. TuneQn detected and selected candidates with up to 72.9% higher accuracy over fully quantized versions and up to 54.14% smaller model size. In future work, we plan to expand TuneQn to support more architectures, including object detectors (e.g., Tiny YOLOv3, SSD) and transformers (e.g., T5 [32], GPT-2 [1]). This will involve implementing additional comparators for metrics like F1 score [10] and BLEU score [30], which can be integrated into the existing Pareto Front analysis to identify optimal quantized ONNX models. Crucially, we plan to include execution time measurements, a feature already implemented in our system but currently requiring further tuning to ensure accurate results, especially across CPU devices.

Finally, we plan to conduct experiments on GPU devices with limited support for specific quantized bit widths, such as INT8, INT4, and mixed-precision operations. Our goal is to enable machine learning developers and researchers to use TuneQn to identify the best ONNX model candidate that meets performance criteria by optimizing the selective quantization process. Given the broad adoption of ONNX in both academia and industry, we believe our work can significantly advance DNN model quantization and deployment.

VII. AVAILABILITY

For further information regarding tool availability, please contact the authors.

REFERENCES

- [1] Language Models are Unsupervised Multitask Learners, author=Alec Radford and Jeff Wu and Rewon Child and David Luan and Dario Amodei and Ilya Sutskever. 2019.
- [2] ONNX Quantizer. <https://onnxruntime.ai/docs/performance/model-optimizations/quantization.html>, 2019. [Accessed 23-Apr-2025].
- [3] ONNX Runtime. <https://onnxruntime.ai>, 2019. [Accessed 23-Apr-2025].
- [4] Datasets. <https://huggingface.co/docs/datasets>, 2020. [Accessed 23-Apr-2025].
- [5] ONNX Model Hub. <https://github.com/onnx/onnx/blob/main/docs/Hub.md>, 2023. [Accessed 23-Apr-2025].
- [6] pymoo: Multi-objective Optimization in Python. <https://pymoo.org/>, 2025. [Accessed 8-Jul-2025].
- [7] R. Banner, Y. Nahshan, and D. Soudry. Post training 4-bit quantization of convolutional networks for rapid-deployment. Curran Associates Inc., Red Hook, NY, USA, 2019.
- [8] Y. Bhalgat, J. Lee, M. Nagel, T. Blankevoort, and N. Kwak. Lsq+: Improving low-bit quantization through learnable offsets and better initialization. In *2020 IEEE/CVF Conference on Computer Vision and Pattern Recognition Workshops (CVPRW)*, pages 2978–2985, 2020.
- [9] T. Chen, T. Moreau, Z. Jiang, L. Zheng, E. Yan, H. Shen, M. Cowan, L. Wang, Y. Hu, L. Ceze, C. Guestrin, and A. Krishnamurthy. TVM: An Automated End-to-End Optimizing Compiler for Deep Learning. In *13th USENIX Symposium on Operating Systems Design and Implementation (OSDI 18)*, pages 578–594, Oct. 2018.
- [10] P. Christen, D. J. Hand, and N. Kirielle. A review of the f-measure: Its history, properties, criticism, and alternatives. *ACM Comput. Surv.*, 56(3), Oct. 2023.
- [11] I. Das and J.E. Dennis. Normal-Boundary Intersection: A New Method for Generating the Pareto Surface in Nonlinear Multicriteria Optimization Problems. *SIAM Journal on Optimization*, 8(3):631–657, 1998.
- [12] H. Diao, G. Li, S. Xu, and Y. Hao. Attention round for post-training quantization, 2022.
- [13] Z. Dong, Z. Yao, Y. Cai, D. Arfeen, A. Gholami, M. W. Mahoney, and K. Keutzer. Hawq-v2: Hessian aware trace-weighted quantization of neural networks, 2019.
- [14] Z. Dong, Z. Yao, A. Gholami, M. Mahoney, and K. Keutzer. Hawq: Hessian aware quantization of neural networks with mixed-precision, 2019.
- [15] S. K. Esser, J. L. McKinstry, D. Bablani, R. Appuswamy, and D. S. Modha. Learned Step Size Quantization, 2020.
- [16] A. Gholami, S. Kim, Z. Dong, Z. Yao, M. W. Mahoney, and K. Keutzer. A survey of quantization methods for efficient neural network inference. *ArXiv*, abs/2103.13630, 2021.
- [17] S. Han, H. Mao, and W. J. Dally. Deep Compression: Compressing Deep Neural Network with Pruning, Trained Quantization and Huffman Coding. In Y. Bengio and Y. LeCun, editors, *4th International Conference on Learning Representations, ICLR 2016, San Juan, Puerto Rico, May 2-4, 2016, Conference Track Proceedings*, 2016.
- [18] K. He, X. Zhang, S. Ren, and J. Sun. Deep Residual Learning for Image Recognition. *CoRR*, abs/1512.03385, 2015.
- [19] X. Huang, Z. Shen, S. Li, Z. Liu, X. Hu, J. Wicaksana, E. Xing, and K.-T. Cheng. Sdq: Stochastic differentiable quantization with mixed precision, 2022.
- [20] I. Hubara, Y. Nahshan, Y. Hanani, R. Banner, and D. Soudry. Improving post training neural quantization: Layer-wise calibration and integer programming, 2020.
- [21] B. Jacob, S. Kligys, B. Chen, M. Zhu, M. Tang, A. Howard, H. Adam, and D. Kalenichenko. Quantization and training of neural networks for efficient integer-arithmetic-only inference. In *Proceedings of the IEEE Conference on Computer Vision and Pattern Recognition (CVPR)*, June 2018.
- [22] R. Krishnamoorthi. Quantizing deep convolutional networks for efficient inference: A whitepaper, 2018.
- [23] K. Liu, Q. Zheng, K. Tao, Z. Li, H. Qin, W. Li, Y. Guo, X. Liu, L. Kong, G. Chen, Y. Zhang, and X. Yang. Low-bit model quantization for deep neural networks: A survey, 2025.
- [24] Y. Ma, T. Jin, X. Zheng, Y. Wang, H. Li, Y. Wu, G. Jiang, W. Zhang, and R. Ji. OMPQ: Orthogonal Mixed Precision Quantization, 2022.
- [25] M. Nagel, R. A. Amjad, M. van Baalen, C. Louizos, and T. Blankevoort. Up or Down? Adaptive Rounding for Post-Training Quantization, 2020.
- [26] M. Nagel, M. V. Baalen, T. Blankevoort, and M. Welling. Data-Free Quantization Through Weight Equalization and Bias Correction. In *2019 IEEE/CVF International Conference on Computer Vision (ICCV)*, pages 1325–1334, Los Alamitos, CA, USA, Nov. 2019. IEEE Computer Society.
- [27] M. Nagel, M. Fournarakis, R. A. Amjad, Y. Bondarenko, M. van Baalen, and T. Blankevoort. A White Paper on Neural Network Quantization. *ArXiv*, abs/2106.08295, 2021.
- [28] M. Nagel, M. Fournarakis, Y. Bondarenko, and T. Blankevoort. Overcoming oscillations in quantization-aware training, 2022.
- [29] N. P. Pandey, M. Nagel, M. van Baalen, Y. Huang, C. Patel, and T. Blankevoort. A Practical Mixed Precision Algorithm for Post-Training Quantization, 2023.
- [30] K. Papineni, S. Roukos, T. Ward, and W.-J. Zhu. BLEU: a method for automatic evaluation of machine translation. In *Proceedings of the 40th Annual Meeting on Association for Computational Linguistics, ACL ’02*, page 311–318, USA, 2002. Association for Computational Linguistics.
- [31] D. Przewlocka-Rus, S. S. Sarwar, H. E. Sumbul, Y. Li, and B. D. Salvo. Power-of-Two Quantization for Low Bitwidth and Hardware Compliant Neural Networks, 2022.
- [32] C. Raffel, N. Shazeer, A. Roberts, K. Lee, S. Narang, M. Matena, Y. Zhou, W. Li, and P. J. Liu. Exploring the limits of transfer learning with a unified text-to-text transformer. *J. Mach. Learn. Res.*, 21(1), Jan. 2020.
- [33] B. Rokh, A. Azarpeyvand, and A. Khanteymoori. A comprehensive survey on model quantization for deep neural networks in image classification. *ACM Trans. Intell. Syst. Technol.*, 14(6), Nov. 2023.
- [34] O. Russakovsky, J. Deng, H. Su, J. Krause, S. Satheesh, S. Ma, Z. Huang, A. Karpathy, A. Khosla, M. Bernstein, A. C. Berg, and L. Fei-Fei. ImageNet Large Scale Visual Recognition Challenge. *International Journal of Computer Vision (IJCV)*, 115(3):211–252, 2015.
- [35] M. Sandler, A. G. Howard, M. Zhu, A. Zhmoginov, and L. Chen. Inverted Residuals and Linear Bottlenecks: Mobile Networks for Classification, Detection and Segmentation. *CoRR*, abs/1801.04381, 2018.
- [36] C. J. Schaefer, E. Guo, C. Stanton, X. Zhang, T. Jablin, N. Lambert-Shirzad, J. Li, C. Chou, S. Joshi, and Y. E. Wang. Mixed Precision Post Training Quantization of Neural Networks with Sensitivity Guided Search, 2023.
- [37] S. Siddegowda, M. Fournarakis, M. Nagel, T. Blankevoort, C. Patel, and A. Khobare. Neural network quantization with ai model efficiency toolkit (aimet), 2022.
- [38] M. Tan et al. EfficientNet: Rethinking Model Scaling for Convolutional Neural Networks, 2020.
- [39] O. Weng. Neural network quantization for efficient inference: A survey, 2023.
- [40] B. Wu, Y. Wang, P. Zhang, Y. Tian, P. Vajda, and K. Keutzer. Mixed Precision Quantization of ConvNets via Differentiable Neural Architecture Search, 2018.
- [41] L. Yang and Q. Jin. FracBits: Mixed Precision Quantization via Fractional Bit-Widths, 2020.
- [42] X. Zhang et al. ShuffleNet: An Extremely Efficient Convolutional Neural Network for Mobile Devices. In *2018 IEEE/CVF CVPR*, pages 6848–6856, 06 2018.