

# A Selective Quantization Tuner for ONNX Models\*

Nikolaos Louloudakis  
n.louloudakis@ed.ac.uk  
University of Edinburgh  
United Kingdom

Ajitha Rajan  
arajan@ed.ac.uk  
University of Edinburgh  
United Kingdom

## Abstract

Quantization reduces the precision of deep neural networks to lower model size and computational demands, but often at the expense of accuracy. Fully quantized models can suffer significant accuracy degradation, and resource-constrained hardware accelerators may not support all quantized operations. A common workaround is selective quantization, where only some layers are quantized while others remain at full precision. However, determining the optimal balance between accuracy and efficiency is a challenging task. To this direction, we propose SeQTO, a framework that enables selective quantization, deployment, and execution of ONNX models on diverse CPU and GPU devices, combined with profiling and multi-objective optimization. SeQTO generates selectively quantized models, deploys them across hardware accelerators, evaluates performance on metrics such as accuracy and size, applies Pareto Front-based objective minimization to identify optimal candidates, and provides visualization of results. We evaluated SeQTO on four ONNX models under two quantization settings across CPU and GPU devices. Our results show that SeQTO effectively identifies high-quality selectively quantized models, achieving up to 54.14% lower accuracy loss while maintaining up to 98.18% of size reduction compared to fully quantized models.

## CCS Concepts

• **Computing methodologies** → **Machine learning approaches; Artificial intelligence.**

## Keywords

Software Engineering, Artificial Intelligence, Quantization, Optimization, Deep Neural Networks, ONNX, Tuning

## 1 Introduction

Deep Neural Networks (DNNs) are widely applied in domains ranging from image recognition to content generation, offering powerful solutions to complex real-world problems. However, their large size and high computational demands pose challenges for deployment on resource-constrained hardware. Quantization [20] has emerged as a popular technique to reduce model size, accelerate inference, and lower power consumption by decreasing the precision of model parameters (e.g., weights and biases). Despite these benefits, quantization often leads to accuracy loss.

A common strategy to mitigate this drawback is selective quantization, where only certain layers are quantized while others remain at full precision. This approach helps balance accuracy and efficiency according to application requirements. For example, in mobile augmented reality games, developers may tolerate a small accuracy drop (e.g., 5–15%) in exchange for a substantial reduction in model size (e.g., over 70%), enabling deployment on lower-end devices. However,

identifying this balance through tuning and profiling remains a complex task. Additionally, many hardware accelerators do not support quantization for all operations, making selective quantization not only beneficial but sometimes necessary.

To address these challenges, we propose SeQTO [28]<sup>1</sup>, a utility for selectively quantizing ONNX [6] models with the ONNX Quantizer [2], deploying them on CPU and GPU devices, and profiling performance to identify optimal candidates across multiple objectives. We validate its effectiveness through experiments on four classification models, including low-end devices such as Mali GPUs. SeQTO is designed to help developers and researchers achieve performance gains from quantization while maintaining accuracy within acceptable bounds, even under hardware-imposed constraints. The primary aim of our work is towards addressing inefficient model quantization. Our methodology aims to address inefficient quantization by reducing the search space of poorly quantized layers, iteratively excluding such layers from the optimized model while evaluating their impact, and providing profiling capabilities through multi-objective minimization, as well as visual presentation of results.

## 2 Related Work

Extensive research has examined DNN quantization, with surveys reviewing advances in reducing model size and resource use while preserving accuracy [19, 26, 30, 37, 44]. Many works address quantization during training [10, 16–18, 22, 24, 31, 34, 45, 46]. However, the training process is costly and resource intensive, and applying quantization might require model retraining to adapt in the new values associated with it. For that matter, we also solely focus on post-training quantization.

For selective post-training quantization in particular, works such as Banner et al. [9] on 4-bit post-training, Krishnamoorthi [25] on per-channel 8-bit quantization present the benefits of utilizing quantization down to specific bits. However, these works assume uniform post-training quantization, which can cause significant accuracy loss depending on the model structure and parameters. To address this, various mixed-precision methods have been proposed. Schaefer et al. [40] proposes a hardware-agnostic methodology for appropriate bit-width selection using performance metrics (quantization error, performance degradation and layer metadata). Diao et al. [15] propose a mixed-precision method that applies probabilistic analysis and modifies model weights accordingly, while Hubara et al. [23] optimize bit-widths by utilizing integer programming. Pandley et al. [32] applies an exploratory approach to detect which precision type for each layer is more suitable to minimize accuracy loss, while Ma et al. [29] considers model graph dependencies and structure to apply mixed precision. Finally, QNNRepair [42] applies constraint solving combined with unit testing to detect and "repair" specific

\*The research has been funded by Huawei Edinburgh Joint Lab Project "RobustCheck: Testing Robustness of Compiler Optimisations and Deep Learning Frameworks".

<sup>1</sup>The source code of SeQTO, along with detailed instructions of installation and use, are available at <https://github.com/luludak/SeQTO>.

neuron values that degrade accuracy in quantized TFLite models [8] in the post-training phase.

Prior work has not practically addressed selective quantization strategies to balance accuracy and model size according to user requirements, a central focus of our methodology. Pandley et al. [32], the closest to ours, is limited to static quantization, relies on AIMET [41] rather than targeting hardware accelerators directly, lacks ONNX support, and is not publicly available. Their evaluation uses Bit-Operations (BOPs) as a proxy for efficiency rather than real-device measurements, limiting comparability. QNNRepair [42] similarly aims to preserve accuracy and performance but follows a best-effort approach, without leveraging acceptable accuracy–performance trade-offs as we do, and is also incompatible with ONNX. Finally, Schaefer et al. [40] inspired our use of metrics for layer ranking to reduce the search space; however, we extend this idea by applying it to real-life hardware accelerators, a direction not explored in their work.

To the best of our knowledge, SeQT0 is the first methodology to offer a comprehensive feature set for practical selective quantization tuning, including: (1) multi-objective optimization via Pareto Front analysis (using accuracy and model size objectives), (2) support for both static and dynamic quantization (Section 3.2), (3) deployment on CPUs (ONNX Runtime [3]) and GPUs (Apache TVM [11]), while supporting resource-constrained devices (4) full ONNX compatibility across diverse models and architectures, (5) layer analysis and ranking using multiple error metrics to guide selective quantization, and (6) visualization of the process to help users identify the quantization candidate that best meets their objective requirements. We focus on the ONNX standard because it is widely used, supports both static and dynamic quantization, and represents models in a generic, well-defined format. This enables our approach to be directly applicable to real-world models while remaining largely model independent.

### 3 Methodology

The architecture of SeQT0 is shown in Figure 1. Its workflow loads a model, analyzes layers to identify error-prone ones, applies quantization, and executes both original and quantized models on the dataset for comparison. This process is repeated while selectively excluding layers from quantization, generating multiple candidates. The results are compared to identify top-K Pareto-optimal solutions [13, 14], minimizing objectives such as accuracy loss and model size. Finally, results are presented through visual and textual reports. SeQT0 consists of five core modules: (1) Model Orchestration, (2) Selective Quantization, (3) Model Deployment & Execution, (4) Metrics Benchmarking, and (5) Objectives Visualization, detailed in the following sections.

#### 3.1 Model Orchestration

Model orchestration involves fetching the models under test along with their configurations, quantizing them wherever necessary and preparing them for deployment and execution. SeQT0 supports loading ONNX models either locally or from online repositories. In the latter case, SeQT0 uses the official ONNX Model Hub [5] via its API, enabling support for other third-party ONNX repositories. It also allows fetching and loading multiple models simultaneously. Loaded models and configurations are then passed to the Optimizer and Runner Modules.

#### 3.2 Selective Quantization

To enable selective quantization, SeQT0 leverages the ONNX Quantizer [2], which takes a model and a list of layers to exclude, producing a selectively quantized model. The ONNX Quantizer supports two methods: *Static* and *Dynamic Quantization*. Both quantize weights and biases at compile time; Static Quantization also quantizes activations using a calibration dataset, while Dynamic Quantization keeps activations in floating point and quantizes them on-the-fly at runtime. Using this mechanism, SeQT0 generates models where only selected layers are quantized, allowing the pipeline to evaluate how quantizing or skipping specific layers affects objective minimization. Users can also explicitly exclude layers through configuration.

#### 3.3 Layer Activation Analysis

Effective selective quantization requires analyzing layer-wise sensitivity to quantization error. SeQT0 reduces the search space by fully quantizing the model and using a small, configurable dataset to compare activations and identify the most affected layers. Layer matching is then performed via the ONNX Quantizer API to determine which layers are most prone to quantization errors. It calculates two key metrics: *QDQ Error* (`qdq_err`) and *XModel Error* (`xmodel_err`). QDQ Error estimates how much the output of each layer changes when quantized in isolation, using a calibration dataset to predict potential accuracy loss at the layer level. XModel Error measures the contribution of each layer to the overall accuracy loss of the fully quantized model, computed as  $(|output_{fp32} - output_{xmodel}| / |output_{fp32}|)$ . Figure 2 illustrates that the predicted sensitivity of a layer may differ from its actual impact on the overall accuracy loss of the model. Consequently, we use both metrics when ranking layers for selective quantization. We calculate an error metric for each layer by normalizing each error value between 0 and 1 and calculating  $error\_metric = 0.5 * norm\_xmodel\_err + 0.5 * norm\_qdq\_err$ . Using this metric, the layers are ranked in descending order and are utilized for the selective quantization process, essentially considering layer sensitivity and accuracy degradation. The idea is straightforward: Layer activation analysis mirrors deductive reasoning by ranking layers according to error suspiciousness, measured by the degree of problematic behavior introduced by quantization as reflected in error metrics.

#### 3.4 Model Deployment & Execution

Each selectively quantized model is run on a dataset in order to detect crashes caused by operation incompatibilities with the target device. In addition, the results are compared with the original model to minimize objectives such as accuracy loss and size. The Runner Module handles deployment and execution on the selected devices, supporting (1) ONNX Runtime [3] for CPUs and (2) Apache TVM [11] for GPUs, where TVM compiles models to shared libraries and uses RPC, including on Android devices. Finally, if a crash occurs upon model execution, it is logged, and the layer activation analysis (Section 3.3) results are utilized in an attempt to identify the layers likely responsible, which are then excluded from quantization, in order to enable selective quantization on resource-constrained hardware accelerators. Currently, SeQT0 performs inference on local image recognition datasets, with plans to support datasets from packages like datasets [4] for other domains (e.g., text generation, sentiment analysis). The Runner Module also supports state saving across modules for seamless resumption of interrupted runs, a key feature for

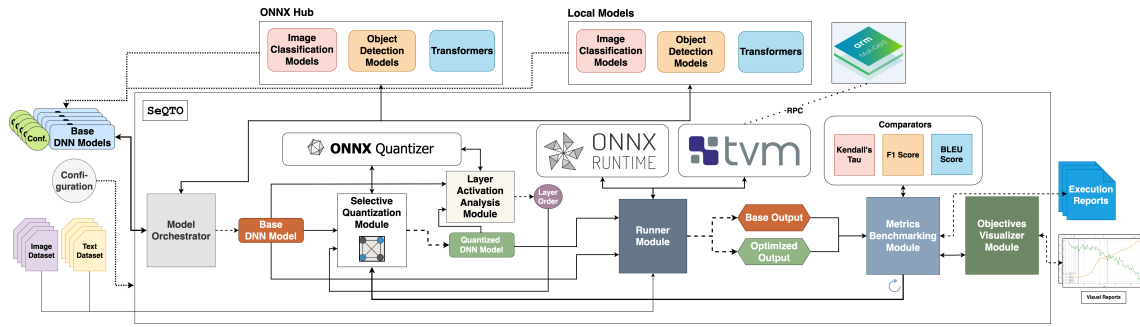


Figure 1: Architecture of SeQTO with the following primary modules: (1) Model Orchestrator, (2) Selective Quantization Module, (3) Runner Module, (4) Metrics Benchmarking Module, and (5) Objectives Visualizer Module.

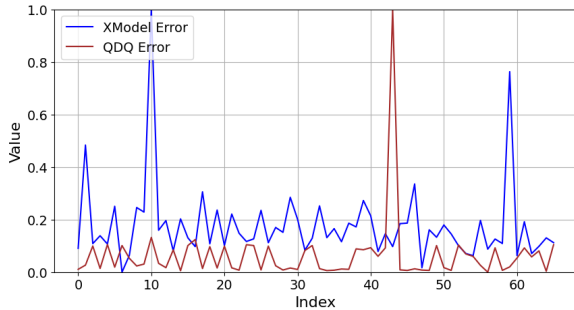


Figure 2: Normalized XModel Error and QDQ Error across layers for original and quantized MobileNetV2. X-axis indicates layer index; Y-axis indicates normalized error value.

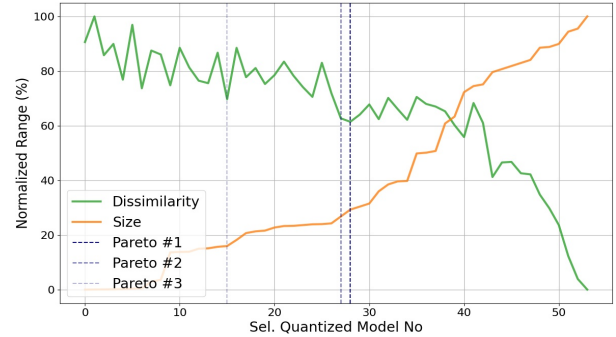
low-end devices (e.g., Mali GPUs) where RPC may be unreliable. Run details, including initial layer error estimates, excluded layers, and metrics (e.g., model size and accuracy), are recorded in a metadata file. Finally, large input batches can be split into smaller chunks, with chunk size configurable via system settings.

### 3.5 Model Benchmarking

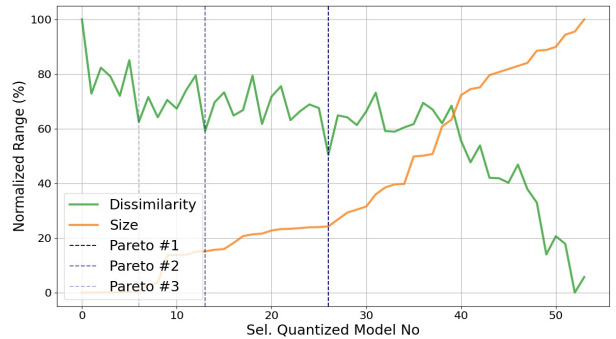
After deploying and executing both models, SeQTO uses a comparator to compute accuracy differences and extract quantized model information such as size. It currently supports top-K classification and can be extended to other model types (e.g., object detectors, transformers). Results are stored in a JSON report and updated after each selective quantization iteration. It then computes the top-K Pareto-optimal solutions using NonDominatedSorting (NDS) [14] from the Pymoo library [7], minimizing a number of objectives. In our setup ( $K = 3$ ), the top solution represents the Pareto-optimal trade-off across both objectives, while the other two correspond to the best solutions for each individual objective (accuracy loss, model size). The JSON report serves as a checkpoint and can be directly integrated into automated pipelines (e.g., CI/CD) or used to generate visual reports, as discussed in Section 3.6.

### 3.6 Objectives Visualization

The main purpose of SeQTO is to provide clear recommendations for the best candidate that minimizes the desired objectives, primarily through visual reports. To this end, SeQTO supports two main operations: (1) layer-wise visualizations of error metrics for a specified model (e.g., Figure 2), and (2) visualization of each objective obtained from the Model Benchmarking report in a unified plot, with the top three Pareto-optimal solutions (Section 3.5) indicated as vertical lines.



(a) CPU - Dynamic Quantization



(b) GPU - Dynamic Quantization

Figure 3: Selective quantization of ResNet50 across hardware: X-axis shows excluded layers; Y-axis shows normalized accuracy loss (model dissimilarity) and model size.

An example of this operation is shown for ResNet50 in Figure 3. Each visual report provides a complete representation of the tuning process, enabling users to identify the best model candidate.

## 4 Preliminary Results

**Experiment Set:** Using SeQTO, we conducted experiments on four well-known classification models with varying ONNX opset versions (op.): MobileNetV2 [39] (op.=10), ShuffleNetV2 [47] (op.=10), EfficientNet-Lite4 (ENet-Lite4) [43] (op.=11), and ResNet50 [21] (op.=12). We sourced the models from the official ONNX Model Hub [5]. The models were compiled and deployed on two hardware acceleration devices: an Intel-i5 CPU (in an HP laptop) and a Mali-G68 MC4 GPU (in a Xiaomi Redmi Note 11 Pro+ mobile device). We refer to them as CPU and GPU hereafter. All models were tested

**Table 1: Comparison of the absolute difference percentage (Ab. D. %) across fully (FQ.) and selectively quantized models on the top Pareto Front using Static (P. St.) and Dynamic (P. Dyn.) Quantization, deployed on CPU and GPU across all tested models.**

Model	CPU						GPU					
	FQ. St.	P. St.	Ab. D. %	FQ. Dyn.	P. Dyn.	Ab. D. %	FQ. St.	P. St.	Ab. D. %	FQ. Dyn.	P. Dyn.	Ab. D. %
MobileNetV2	45.28%	34.1%	24.69%	40.8%	23.12%	43.33%	36.65%	26.19%	28.54%	35.23%	18.09%	48.65%
ShuffleNetV2	43.45%	26.77%	38.39%	32.44%	15.87%	51.08%	35.53%	19.55%	44.98%	26.58%	12.19%	54.14%
ENet-Lite4	54.11%	27.38%	49.40%	43.26%	21.41%	50.51%	43.71%	26.45%	39.49%	27.52%	21.09%	23.36%
ResNet50	37.2%	27.86%	25.11%	25.91%	19.08%	26.36%	28.94%	17.69%	38.87%	21.46%	12.07%	43.76%

**Table 2: Comparison of the model size (in MB) across fully (FQ.) and selectively (partially (P.)) quantized models on the top Pareto Front using Static (St.) and Dynamic (D.) Quantization, based on CPU/GPU back-ends across all tested models. Pres % presents how much of the quantized model size reduction was achieved ("preserved"), compared to the fully quantized model.**

Model	Init./FQ.			CPU				GPU			
	Init.	FQ. St.	FQ. Dyn.	P. St.	Pres. %	P. Dyn.	Pres. %	P. St.	Pres. %	P. Dyn.	Pres. %
MobileNetV2	13.32 MB	3.43 MB	3.43 MB	7.34 MB	60.47%	3.75 MB	96.76%	5.67 MB	77.35%	3.61 MB	98.18%
ShuffleNetV2	8.8 MB	2.4 MB	2.36 MB	4.7 MB	64.06%	4.78 MB	62.42%	4.73 MB	63.59%	4.83 MB	61.65%
ENet-Lite4	49.54 MB	12.86 MB	12.87 MB	33.69 MB	43.21%	36.13 MB	36.57%	20.94 MB	77.97%	19.62 MB	81.59%
ResNet50	97.82 MB	24.96 MB	24.92 MB	33.2 MB	88.69%	44.55 MB	73.07%	41.31 MB	77.56%	41.17 MB	77.71%

using both Static and Dynamic quantization, as described in section 3. For evaluation, we used the ILSVRC2017 [38] validation dataset containing 5500 images. To maintain tractability, each iteration randomly selected 300 images for accuracy evaluation, and up to 50 images for Static Quantization calibration. Our optimization objectives were model accuracy loss and model size. Accuracy loss is measured as the dissimilarity between the original and quantized top predictions of a model, reflecting precision loss in the model weights and the resulting degradation in top-class prediction accuracy.

**Visual Reporting:** SeQTO was able to determine the Pareto Front for each of the models and generate the visual reports for each system. As an indicative example, we present the visual reports for ResNet50 on both CPU and GPU using Dynamic Quantization, as generated by SeQTO in Figure 3<sup>2</sup>. The X axis demonstrates the number of excluded layers, ranging from fully quantized model (no excluded layers) towards excluding all model layers. The Y axis demonstrates the normalized percentage for each objective, applied so that different objectives can be included in the same figure. Finally, the top 3 Pareto Fronts are presented in the form of vertical lines. SeQTO records excluded layers in the JSON report, allowing users to generate the corresponding model variant for each instance presented in the visual report.

**Objective Minimization:** We also present the top Pareto Front candidate selection along with its results for the objectives aforementioned. Table 1 presents the accuracy percentage differences for the top label prediction, and Table 2 contains differences in model size (in MB). In particular, each table reports the absolute percentage differences between fully and selectively quantized models under both static and dynamic quantization, with results shown for CPU and GPU execution. Overall, SeQTO successfully identified candidates that significantly reduced accuracy loss of up to 54.14% (for ShuffleNetV2 on GPU using Dynamic Quantization), compared to the fully quantized model. It also identified candidates that preserved most of the model size reductions achieved by quantization (up to 98.18%, for MobileNetV2 on GPU using Dynamic Quantization). Overall, we observed that SeQTO selected different model choices for its

Pareto-optimal objectives. While model size reduction remained consistent across CPU and GPU backends, the impact of quantization on accuracy varied by hardware.

## 5 Conclusions and Future Work

We presented SeQTO, a utility for tuning selective quantization of ONNX models, and demonstrated its effectiveness on four models deployed on CPU and GPU. SeQTO reduced accuracy loss by up to 54.14% while retaining up to 98.18% of the model size reduction achieved by full quantization.

Future work will extend SeQTO to additional architectures, including object detectors (e.g., Tiny YOLOv3 [36], SSD [27]) and transformers (e.g., T5 [35], GPT-2 [1]), and support evaluation metrics such as F1 [12] and BLEU [33]. We also plan to add explicit support for hardware bit-width constraints (e.g., INT8, INT4, mixed precision). Our goal is to help users select ONNX model candidates that best balance accuracy, size, and performance under hardware constraints. Given the widespread adoption of ONNX, we believe SeQTO can significantly advance DNN quantization and deployment. Finally, we note the importance of additional quantization metrics, such as time overhead. Although SeQTO can already measure these metrics and apply Pareto-front minimization, their systematic evaluation is left for future work.

## References

- [1] 2019. Language Models are Unsupervised Multitask Learners, author=Alec Radford and Jeff Wu and Rewon Child and David Luan and Dario Amodei and Ilya Sutskever. <https://api.semanticscholar.org/CorpusID:160025533>
- [2] 2019. ONNX Quantizer. <https://onnxruntime.ai/docs/performance/model-optimizations/quantization.html>. [Accessed 23-Apr-2025].
- [3] 2019. ONNX Runtime. <https://onnxruntime.ai>. [Accessed 23-Apr-2025].
- [4] 2020. Datasets. <https://huggingface.co/docs/datasets>. [Accessed 23-Apr-2025].
- [5] 2023. ONNX Model Hub. <https://github.com/onnx/onnx/blob/main/docs/Hub.md>. [Accessed 23-Apr-2025].
- [6] 2023. Open Neural Network Exchange. <https://onnx.ai>. [Accessed 23-Apr-2025].
- [7] 2025. pymoo: Multi-objective Optimization in Python. <https://pymoo.org/>. [Accessed 8-Jul-2025].
- [8] Martin Abadi, Paul Barham, Jianmin Chen, Zhifeng Chen, Andy Davis, Jeffrey Dean, Matthieu Devin, Sanjay Ghemawat, Geoffrey Irving, Michael Isard, Manjunath Kudlur, Josh Levenberg, Rajat Monga, Sherry Moore, et al. 2016. TensorFlow: a system for large-scale machine learning. In *Proceedings of the 12th USENIX Conference*

<sup>2</sup>The full set of plots from our experiments is available in the SeQTO code repository under the "results" folder.

- on Operating Systems Design and Implementation (Savannah, GA, USA) (OSDI'16). USENIX Association, USA, 265–283.
- [9] Ron Banner, Yury Nahshan, and Daniel Soudry. 2019. Post training 4-bit quantization of convolutional networks for rapid-deployment. Curran Associates Inc., Red Hook, NY, USA.
  - [10] Yash Bhalgat, Jinwon Lee, Markus Nagel, Tijmen Blankevoort, and Nojun Kwak. 2020. LSQ+: Improving low-bit quantization through learnable offsets and better initialization. In *2020 IEEE/CVF Conference on Computer Vision and Pattern Recognition Workshops (CVPRW)*. 2978–2985. doi:10.1109/CVPRW50498.2020.00356
  - [11] Tianqi Chen, Thierry Moreau, Ziheng Jiang, Lianmin Zheng, Eddie Yan, Haichen Shen, Meghan Cowan, Leyuan Wang, Yuwei Hu, Luis Ceze, Carlos Guestrin, and Arvind Krishnamurthy. 2018. TVM: An Automated End-to-End Optimizing Compiler for Deep Learning. In *13th USENIX Symposium on Operating Systems Design and Implementation (OSDI 18)*. 578–594.
  - [12] Peter Christen, David J. Hand, and Nishadi Kirielle. 2023. A Review of the F-Measure: Its History, Properties, Criticism, and Alternatives. *ACM Comput. Surv.* 56, 3, Article 73 (Oct. 2023), 24 pages. doi:10.1145/3606367
  - [13] Indraneel Das and J. E. Dennis. 1998. Normal-Boundary Intersection: A New Method for Generating the Pareto Surface in Nonlinear Multicriteria Optimization Problems. *SIAM Journal on Optimization* 8, 3 (1998), 631–657. arXiv:https://doi.org/10.1137/S1052623496307510 doi:10.1137/S1052623496307510
  - [14] Kalyanmoy Deb, Samir Agrawal, Amrit Pratap, and T. Meyarivan. 2000. A Fast Elitist Non-dominated Sorting Genetic Algorithm for Multi-objective Optimization: NSGA-II. In *Parallel Problem Solving from Nature PPSN VI*, Marc Schoenauer, Kalyanmoy Deb, Günther Rudolph, Xin Yao, Evelyne Lutton, Juan Julian Merelo, and Hans-Paul Schwefel (Eds.). Springer Berlin Heidelberg, Berlin, Heidelberg, 849–858.
  - [15] Huabin Diao, Gongyan Li, Shaoyun Xu, and Yuexing Hao. 2022. Attention Round for Post-Training Quantization. arXiv:2207.03088 [cs.LG] https://arxiv.org/abs/2207.03088
  - [16] Zhen Dong, Zhewei Yao, Yaohui Cai, Daiyaan Arfeen, Amir Gholami, Michael W. Mahoney, and Kurt Keutzer. 2019. HAWQ-V2: Hessian Aware trace-Weighted Quantization of Neural Networks. arXiv:1911.03852 [cs.CV] https://arxiv.org/abs/1911.03852
  - [17] Zhen Dong, Zhewei Yao, Amir Gholami, Michael Mahoney, and Kurt Keutzer. 2019. HAWQ: Hessian Aware Quantization of Neural Networks with Mixed-Precision. arXiv:1905.03696 [cs.CV] https://arxiv.org/abs/1905.03696
  - [18] Steven K. Esser, Jeffrey L. McKinstry, Deepika Bablani, Rathinakumar Apsuwamy, and Dharmendra S. Modha. 2020. Learned Step Size Quantization. arXiv:1902.08153 [cs.LG] https://arxiv.org/abs/1902.08153
  - [19] Amir Gholami, Sehoon Kim, Zhen Dong, Zhewei Yao, Michael W. Mahoney, and Kurt Keutzer. 2021. A Survey of Quantization Methods for Efficient Neural Network Inference. ArXiv abs/2103.13630 (2021). https://api.semanticscholar.org/CorpusID:232352683
  - [20] Song Han, Huizi Mao, and William J. Dally. 2016. Deep Compression: Compressing Deep Neural Network with Pruning, Trained Quantization and Huffman Coding. In *4th International Conference on Learning Representations, ICLR 2016, San Juan, Puerto Rico, May 2-4, 2016, Conference Track Proceedings*, Yoshua Bengio and Yann LeCun (Eds.). http://arxiv.org/abs/1510.00149
  - [21] Kaiming He, Xiangyu Zhang, Shaoqing Ren, and Jian Sun. 2015. Deep Residual Learning for Image Recognition. *CoRR* abs/1512.03385 (2015). arXiv:1512.03385 http://arxiv.org/abs/1512.03385
  - [22] Xijie Huang, Zhiqiang Shen, Shichao Li, Zechun Liu, Xianghong Hu, Jeffrey Wicaksana, Eric Xing, and Kwang-Ting Cheng. 2022. SDQ: Stochastic Differentiable Quantization with Mixed Precision. arXiv:2206.04459 [cs.LG] https://arxiv.org/abs/2206.04459
  - [23] Itay Hubara, Yury Nahshan, Yair Hanani, Ron Banner, and Daniel Soudry. 2020. Improving Post Training Neural Quantization: Layer-wise Calibration and Integer Programming. arXiv:2006.10518 [cs.LG] https://arxiv.org/abs/2006.10518
  - [24] Benoit Jacob, Skirmantas Kligys, Bo Chen, Menglong Zhu, Matthew Tang, Andrew Howard, Hartwig Adam, and Dmitry Kalenichenko. 2018. Quantization and Training of Neural Networks for Efficient Integer-Arithmetic-Only Inference. In *Proceedings of the IEEE Conference on Computer Vision and Pattern Recognition (CVPR)*.
  - [25] Raghuraman Krishnamoorthi. 2018. Quantizing deep convolutional networks for efficient inference: A whitepaper. arXiv:1806.08342 [cs.LG] https://arxiv.org/abs/1806.08342
  - [26] Kai Liu, Qian Zheng, Kaiwen Tao, Zhiteng Li, Haotong Qin, Wenbo Li, Yong Guo, Xianglong Liu, Linghe Kong, Guihai Chen, Yulun Zhang, and Xiaokang Yang. 2025. Low-bit Model Quantization for Deep Neural Networks: A Survey. arXiv:2505.05530 [cs.LG] https://arxiv.org/abs/2505.05530
  - [27] Wei Liu, Dragomir Anguelov, Dumitru Erhan, Christian Szegedy, Scott Reed, Cheng-Yang Fu, and Alexander C. Berg. 2016. SSD: Single Shot MultiBox Detector. In *Computer Vision – ECCV 2016*, Bastian Leibe, Jiri Matas, Nicu Sebe, and Max Welling (Eds.). Springer International Publishing, Cham, 21–37.
  - [28] Nikolaos Louloudakis. 2025. SeQTO. doi:10.5281/zenodo.18155147
  - [29] Yuexiao Ma, Taisong Jin, Xiawu Zheng, Yan Wang, Huixia Li, Yongjian Wu, Guannan Jiang, Wei Zhang, and Rongrong Ji. 2022. OMPQ: Orthogonal Mixed Precision Quantization. arXiv:2109.07865 [cs.LG] https://arxiv.org/abs/2109.07865
  - [30] Markus Nagel, Rana Ali Amjad, Mart van Baalen, Christos Louizos, and Tijmen Blankevoort. 2020. Up or Down? Adaptive Rounding for Post-Training Quantization. arXiv:2004.10568 [cs.LG] https://arxiv.org/abs/2004.10568
  - [31] Markus Nagel, Marios Fournarakis, Yelysei Bondarenko, and Tijmen Blankevoort. 2022. Overcoming Oscillations in Quantization-Aware Training. arXiv:2203.11086 [cs.LG] https://arxiv.org/abs/2203.11086
  - [32] Nilesh Prasad Pandey, Markus Nagel, Mart van Baalen, Yin Huang, Chirag Patel, and Tijmen Blankevoort. 2023. A Practical Mixed Precision Algorithm for Post-Training Quantization. arXiv:2302.05397 [cs.LG] https://arxiv.org/abs/2302.05397
  - [33] Kishore Papineni, Salim Roukos, Todd Ward, and Wei-Jing Zhu. 2002. BLEU: a method for automatic evaluation of machine translation. In *Proceedings of the 40th Annual Meeting on Association for Computational Linguistics (Philadelphia, Pennsylvania) (ACL '02)*. Association for Computational Linguistics, USA, 311–318. doi:10.3115/1073083.1073135
  - [34] Dominika Przewlocka-Rus, Syed Shakib Sarwar, H. Ekin Sumbul, Yuecheng Li, and Barbara De Salvo. 2022. Power-of-Two Quantization for Low Bitwidth and Hardware Compliant Neural Networks. arXiv:2203.05025 [cs.LG] https://arxiv.org/abs/2203.05025
  - [35] Colin Raffel, Noam Shazeer, Adam Roberts, Katherine Lee, Sharan Narang, Michael Matena, Yanqi Zhou, Wei Li, and Peter J. Liu. 2020. Exploring the limits of transfer learning with a unified text-to-text transformer. *J. Mach. Learn. Res.* 21, 1, Article 140 (Jan. 2020), 67 pages.
  - [36] Joseph Redmon and Ali Farhadi. 2018. YOLOv3: An Incremental Improvement. ArXiv abs/1804.02767 (2018). https://api.semanticscholar.org/CorpusID:4714433
  - [37] Babak Rokh, Ali Azarpeyvand, and Alireza Khanteymooori. 2023. A Comprehensive Survey on Model Quantization for Deep Neural Networks in Image Classification. *ACM Trans. Intell. Syst. Technol.* 14, 6, Article 97 (Nov. 2023), 50 pages. doi:10.1145/3623402
  - [38] Olga Russakovsky, Jia Deng, Hao Su, Jonathan Krause, Sanjeev Satheesh, Sean Ma, Zhiheng Huang, Andrej Karpathy, Aditya Khosla, Michael Bernstein, Alexander C. Berg, and Li Fei-Fei. 2015. ImageNet Large Scale Visual Recognition Challenge. *International Journal of Computer Vision (IJCV)* 115, 3 (2015), 211–252. doi:10.1007/s11263-015-0816-y
  - [39] Mark Sandler, Andrew G. Howard, Menglong Zhu, Andrey Zhmoginov, and Liang-Chieh Chen. 2018. Inverted Residuals and Linear Bottlenecks: Mobile Networks for Classification, Detection and Segmentation. *CoRR* abs/1801.04381 (2018). arXiv:1801.04381 http://arxiv.org/abs/1801.04381
  - [40] Clemens JS Schaefer, Elfie Guo, Caitlin Stanton, Xiaofan Zhang, Tom Jablin, Navid Lambert-Shirzad, Jian Li, Chiachen Chou, Siddharth Joshi, and Yu Emma Wang. 2023. Mixed Precision Post Training Quantization of Neural Networks with Sensitivity Guided Search. arXiv:2302.01382 [cs.LG] https://arxiv.org/abs/2302.01382
  - [41] Sangeetha Siddegowda, Marios Fournarakis, Markus Nagel, Tijmen Blankevoort, Chirag Patel, and Abhijit Khobare. 2022. Neural Network Quantization with AI Model Efficiency Toolkit (AIMET). arXiv:2201.08442 [cs.LG] https://arxiv.org/abs/2201.08442
  - [42] Xidan Song, Youcheng Sun, Mustafa A. Mustafa, and Lucas C. Cordeiro. 2023. QNRRepair: Quantized Neural Network Repair. In *Software Engineering and Formal Methods, Carla Ferreira and Tim A. C. Willemse (Eds.)*. Springer Nature Switzerland, Cham, 320–339.
  - [43] Mingxing Tan et al. 2020. EfficientNet: Rethinking Model Scaling for Convolutional Neural Networks. arXiv:1905.11946 [cs.LG]
  - [44] Olivia Weng. 2023. Neural Network Quantization for Efficient Inference: A Survey. arXiv:2112.06126 [cs.LG] https://arxiv.org/abs/2112.06126
  - [45] Bichen Wu, Yanghan Wang, Peizhao Zhang, Yuandong Tian, Peter Vajda, and Kurt Keutzer. 2018. Mixed Precision Quantization of ConvNets via Differentiable Neural Architecture Search. arXiv:1812.00090 [cs.CV] https://arxiv.org/abs/1812.00090
  - [46] Linjie Yang and Qing Jin. 2020. FracBits: Mixed Precision Quantization via Fractional Bit-Widths. arXiv:2007.02017 [cs.CV] https://arxiv.org/abs/2007.02017
  - [47] Xiangyu Zhang et al. 2018. ShuffleNet: An Extremely Efficient Convolutional Neural Network for Mobile Devices. In *2018 IEEE/CVF CVPR*. 6848–6856. doi:10.1109/CVPR.2018.00716