

Native-AI Empowered Scalable Architectures and Solutions for Future Non-Terrestrial Networks: An Overview

JIKANG DENG¹ (*Student Member, IEEE*), FIZZA HASSAN², HUI ZHOU³ (*Member, IEEE*),
SAAD AL-AHMADI², MOHAMED-SLIM ALOUINI¹ (*Fellow, IEEE*), AND DANIEL B. DA
COSTA² (*Senior Member, IEEE*)

¹CEMSE Division, King Abdullah University of Science and Technology (KAUST), Thuwal, 23955-6900, Kingdom of Saudi Arabia (KSA)

²Interdisciplinary Research Center for Communication Systems and Sensing (IRC-CSS), Department of Electrical Engineering, King Fahd

University of Petroleum and Minerals (KFUPM), Dhahran, KSA

³Centre for Future Transport and Cities, Coventry University, U.K.

CORRESPONDING AUTHOR: J. DENG (e-mail: jikang.deng@kaust.edu.sa).

ABSTRACT As the path toward Sixth Generation (6G) networks is being charted, the emerging and envisioned applications have motivated further evolutions of network architectures to realize the desired efficient, reliable, and flexible wireless networks. Among the potential architectures, the non-terrestrial network (NTN) and open radio access network (ORAN) have received increasing interest from both academia and industry. Although the deployment of NTN ensures coverage, enhances spectral efficiency, and improves the resilience of wireless networks. The high altitude and mobility characteristics of NTN present new challenges in the development and operations (DevOps) lifecycle, hindering intelligent and scalable network management due to the lack of native artificial intelligence (AI) capability. With the advantages of ORAN in disaggregation, openness, virtualization, and intelligence, there are a few works that propose integrating the ORAN principles into the NTN, focusing mainly on ORAN deployment options based on transparent and regenerative systems. However, a holistic view of how to effectively combine ORAN and NTN throughout the DevOps lifecycle is still missing, especially regarding how intelligent ORAN can address the scalability challenges in NTN management. Motivated by this, in this paper, we first provide the background knowledge about ORAN and NTN, outline the state-of-the-art research on ORAN for NTNs, and present the DevOps challenges that motivate the adoption of ORAN solutions. We then propose and introduce the ORAN-based NTN framework, discussing its various features, architectures, and components in detail. These include the discussion about flexible fronthaul split, RAN intelligent controllers (RICs) enhancement for distributed learning, scalable deployment architecture, and multi-domain service management. Finally, the future research directions, including combinations of the ORAN-based NTN framework and other enabling technologies and schemes, as well as the candidate use cases, are highlighted.

INDEX TERMS 6G networks, artificial intelligence, edge computing and edge AI, end-to-end orchestration, high-altitude platforms (HAPs), non-terrestrial network (NTN), open radio access networks (ORAN), satellites, unmanned aerial vehicle (UAV)

I. Introduction

THE emerging wireless networks such as Beyond Fifth Generation (B5G) or Sixth Generation (6G) networks are envisioned to merge the digital, physical, and human domains as well as to support a variety of applications and use cases that demand high data rates, low latency, and/or a very large number of users or devices with ubiquitous connectivity [1]–[3].

Moreover, the experience gained by vendors and mobile network operators (MNOs) during the deployment of dense 5G networks has highlighted several challenges, including high capital expenditures (CapEx) and operating expenditures (OpEx) resulting from increased network complexity. For example, energy efficiency has become a critical concern, primarily due to the substantial energy consumption of the radio access network (RAN), which comprises a

dense deployment of base stations (BSs) and large-scale multiple-input multiple-output (MIMO) systems at each site. Additionally, the presence of non-cloud-native or legacy applications, together with the users' requirements, have further motivated the exploration and development of more efficient and intelligent solutions for future 6G networks. These challenges have motivated significant research into novel network architectures and communication schemes that aim to: (i) meet the network performance requirements in terms of coverage, data rates, and latency; (ii) support the envisioned applications such as integrated sensing and communication, artificial intelligence (AI) Agent-driven interactions and cooperation, and cognitive cities; (iii) enable the deployment of cost-effective, energy-efficient, scalable, and flexible networks; and (iv) integrate intelligence and data to optimize the network performance, increase operational efficiency, and improve user experience with a variety of customized services. The integration of open RAN (ORAN) and non-terrestrial networks (NTNs) is envisioned to be one of these enabling architectures in future networks.

The utilization of NTNs, as well as their integration with terrestrial networks, is considered as a promising approach to achieving ubiquitous connectivity in B5G and 6G systems. However, the deployment and operation of NTNs, as well as their interoperability with terrestrial networks, introduce several critical challenges. These include the Size, Weight, and Power (SWaP) constraints, excessive propagation delays due to the large inter-distances, especially the link between satellites and ground stations, the link reliability and mobility management issues caused by platform mobility and time-varying channel conditions, and the complexity of resource management in heterogeneous network environments. This has motivated the interest in the migration to ORAN-enabled NTNs to utilize the different features of ORAN, such as disaggregation and native AI, to optimize the network development and operation, as well as enable innovation. However, due to the aforementioned constraints and challenges, the adoption of ORAN for NTNs will pose several challenges as compared to ORAN for terrestrial networks only.

The integration of ORAN and NTN is a recent emerging topic, and only a few surveys or review articles have tackled this topic in detail. The contributions of the existing related review or survey papers are summarized in Table 1. However, these works, as highlighted in the table, had limited focus and did not provide a holistic view of synergistically integrating ORAN and NTNs. Motivated by this, in this paper, we further explore the development of ORAN solutions for NTNs, and our main contributions are as follows:

- We first present an up-to-date and concise review following the very recent related literature and standards. Then, we identify the unique challenges in the DevOps lifecycle of NTNs, including SWaP limitations, robust connectivity, NTN platform control&data analytics, and on-orbit test&upgrade. More importantly, we propose

corresponding ORAN-based solutions leveraging the inherent characteristics of ORAN.

- We then propose a novel and scalable ORAN-based NTN framework, where the NFV capability of ORAN enables dynamic FH split, RICs placement optimization, and flexible ORAN components configuration. Furthermore, we introduce an end-to-end orchestration layer to enhance the network management and optimization via multi-domain AI.
- Finally, we analyze future research directions and challenges for the integration of the proposed ORAN-based NTN framework with other technologies and schemes, such as edge computing and hierarchical AI, aiming to shape future AI-driven wireless networks. In addition to that, we present three emerging use cases that will benefit from the proposed ORAN-based NTN framework, including emergency communication, coverage of remote areas, and V2X communications.

The remainder of this paper is organized as follows: Section II provides the detailed background for ORAN and NTN, respectively. Section III presents the latest work that focuses on the integration of ORAN and NTN. Section IV analyzes the unique challenges of NTN during DevOps with the corresponding ORAN solutions. Section V proposes a novel ORAN-based NTN framework to achieve dynamic and scalable network configuration by exploiting the advantages of ORAN. Section VI further presents future research directions by integrating the ORAN-based NTN framework with other technologies. Section VII provides three promising use cases that can benefit from the proposed ORAN-based NTN framework. Finally, Section VIII concludes the paper.

II. Background

This section is intended to provide a brief background about ORAN and NTNs. The interested reader may refer to the rich tutorial material in open literature to further explore these topics.

A. Open RAN

The RAN architectures have evolved from the conventional ones in 2-4 G networks to virtualized RAN (V-RAN) and cloud-RAN (C-RAN), where the network functions and services are decoupled from the hardware and carried out virtually. This evolution has further led to ORAN [11]–[14], where multi-vendor components are disaggregated, virtualized, and connected through open and well-defined interfaces. It is noted that the ORAN Alliance was introduced by merging the C-RAN Alliance and the xRAN Forum, by a collaborative group of Telecom service providers of mobile operators, vendors, and research and academic institutions. The alliance has eleven working groups, five focus groups, and a Next Generation Research Group. The working groups aim to define the various network functions, open interfaces, and protocols, while the focus groups are responsible mainly for the open source-related issues and the testing, integration,

TABLE 1. The related recent review papers and magazine articles

#	Year	Type	Contributions and Comparisons
[4]	2025	Survey Paper	This work discussed the architectural split options, the various configurations of gNB components on satellite, and the RIC placement options in ORAN-based NTN. However, its scope is limited to satellite-based NTN platforms, lacking a comprehensive analysis of other NTN platforms such as unmanned aerial vehicles (UAVs) and high-altitude platforms (HAPs). This work also did not provide an in-depth examination of the relation between the applied distributed learning framework and RIC placement option.
[5]	2024		This work identified potential ORAN and NTN integration interfaces under transparent and regenerative systems, respectively. However, this work did not discuss the functional split options tailored for ORAN-based NTN and the various fronthaul (FH) data rate requirements and latency constraints. This work also neglected the issues brought by the infrastructure sharing in future ORAN-based NTN, and the potential challenges to be resolved to enable sufficient scalability.
[6]	2025	Magazine	This work analyzed the functional splits in ORAN-based UAV architectures for Ultra-Reliable Low Latency Communication (URLLC), and evaluated the computational complexity, latency, and reliability. However, the analysis of this work was restricted to only UAV-based NTN architecture and lacked the essential discussion about HAPs or satellites. This work also neglected the issues brought by various delays and multi-timescale cooperation.
[7]	2025		This work analyzed the placement strategy of ORAN components with a combined Free-Space Optical (FSO)/Radio Frequency (RF) as X-haul link in a non-terrestrial disaggregated RAN. However, this work lacked a detailed discussion about different NTN platforms in terms of SWaP limitations, the connectivity robustness, or the issues about on-orbit test and upgrade. This work also neglects the potential benefits of optimizing RAN intelligent controllers (RICs) to enhance distributed coordination in ORAN-based NTN.
[8]	2025		This work proposed architectural options for integrating ORAN with transparent and regenerative NTNs and addressed the challenge of placing the RICs in the ORAN NTN. However, this work did not consider the different functional split options for the central unit (CU), distributed unit (DU), and radio unit (RU), and lacked a comprehensive discussion about the development and operations (DevOps) lifecycle of the ORAN-based NTN solution.
[9]	2024		This work proposed an ORAN-enabled framework for the spectrum sharing in the integration of NTN and terrestrial network, which allows RUs to perform spectrum sensing and leverage RICs to enable cognitive radio. However, this work did not consider the improvement brought by ORAN to NTN architecture, such as the scalable deployment based on network function virtualization (NFV), and on-orbit test and upgrade based on commercial off-the-shelf (COTS) hardware. This work also lacked a discussion about the other use cases for ORAN-based NTN, including emergency communication and Vehicle-to-everything (V2X) communication.
[10]	2025	White Paper	This work described potential use cases with deployment options, where ORAN can provide unique benefits for the NTN by exploiting intelligence, efficiency, and flexibility. However, this work did not consider the future potential of dynamic functional split and dynamic role configuration for CU/DU/RU. This work also did not give a detailed discussion about the future research direction in ORAN-based NTN, including the infrastructure sharing, hierarchical optimization, cross-domain AI, etc.

and facilitation of ORAN productization, operationalization, and commercialization.

The four main features of ORAN are analyzed in detail below, including the disaggregation of the RAN components, openness of the interfaces, virtualization, and the incorporation of intelligence.

- **Disaggregation:** This is implemented by splitting the conventional BS functionalities into an ORAN-RU (O-RU), an ORAN-DU (O-DU), and an ORAN-CU (O-

CU) with open interfaces. The ORAN Alliance and 3GPP have specified different split options as discussed later in Section V. The O-RU may perform functionalities that range from only RF processing functions to both the RF and low physical layer (L-PHY) functions. The O-DU optionally may host both the L-PHY and the high-level functionalities of the physical layer (H-PHY) or only the H-PHY and medium access control (MAC) and radio link control (RLC) protocols such as data segmentation and integration, scheduling, and multiplexing

[15], [16]. The O-CU typically implements the higher layers protocols such as the Radio Resource Control (RRC), Packet Data Convergence Protocol (PDCP), Service Data Adaptation Protocol layer (SDAP) protocols, and also supports functions like network slicing, connection, and mobility management.

- **Openness of the Interfaces:** The openness allows full reconfiguration of the RAN nodes in an interoperable manner, which enables innovative and competitive multi-vendor RAN deployments with a variety of user services. The four key interfaces introduced by the ORAN Alliance are O1, A1, E2, and O2 to allow information exchange among the ORAN components, where the open FH interface is specifically introduced to connect to the O-RU and the O-DU.
- **Virtualization:** The virtualization or softwarization of the RAN resources and components enables to move the required processing, completely or partially, to a general-purpose computing cloud that houses a virtualized computing infrastructure. It is noted that this decoupling strategy of the hardware and software functions facilitates efficient resource utilization with greater flexibility and scalability than traditional vendor-locked hardware.
- **Incorporation of Intelligence:** The ORAN architecture has defined dedicated components for the optimization of the RAN networks using two distinct RAN RICs by leveraging AI and machine learning (ML) algorithms to determine and implement policies and control actions at different time scales. The near real-time (Near-RT) RIC supports latency requirements for Near-RT optimization of radio resource management, with a latency between ten milliseconds and one second, and hosts use-case specific applications known as xApps. It is a logical network node between the Service Management and Orchestration (SMO) layer and the RAN nodes, where the SMO serves as a layer to orchestrate and manage the ORAN architecture. Apart from that, the non-real-time RIC (Non-RT RIC), typically hosted alongside SMO, is responsible for Non-RT management and optimization of the ORAN components and resources for control loops with durations exceeding one second. It hosts rApps to support and facilitate the optimization of RAN policies, information enrichment, configurations, Non-RT radio resource management, and data analytics. It is noted that the Near-RT RIC and the Non-RT RIC are connected via the A1 interface, allowing the rApps to provide policies, manage the ML models, and data enrichment to the Near-RT RIC.

B. Non-terrestrial Networks

In the NTN architecture, the NTN platforms carry the payload between user equipments (UEs) and ground stations via service and feeder links. Generally, NTN involves different space-borne or airborne platforms, which can be classified

into five categories based on their operating orbit altitudes as [17]–[20]:

- **Geostationary Earth Orbiting satellites:** The Geostationary Earth Orbiting (GEO) satellites maintain a fixed position at an orbit altitude of 35,786 km above the Earth's equator, which results in very long propagation delays and wide coverage.
- **Medium Earth Orbiting satellites:** The Medium Earth Orbiting (MEO) satellites are located at an orbit altitude of 7,000 to 25,000 km above the Earth, which leads to relatively shorter delays and smaller coverage area.
- **Low Earth Orbiting satellites:** The Low Earth Orbiting (LEO) satellites are located at a lower altitude of 300 to 1,500 km above the Earth, which results in much shorter propagation delay but with smaller coverage and mobility issues.
- **High Altitude Platforms:** located at an altitude of 20 km, HAPs are typically used for civilian applications, such as providing broadband internet access to rural areas.
- **Unmanned Aerial Vehicles:** UAVs typically operate at lower altitudes than HAPs, but with higher mobility and flexibility, making them suitable for providing temporary or emergency coverage in areas without available terrestrial networks.

It is noted that two main types of payload architecture have been defined for NTN by 3GPP: transparent and regenerative. The detailed schemes behind these two architectures are introduced as follows:

1) Transparent payload

With transparent payload architecture, the NTN platform simply relays the signal from the NTN terminal to the NTN gateway and vice versa. In this setting, the satellite radio interface (SRI) on the feeder link is the same as the radio interface NR-Uu on the service link, and the NTN gateway can forward the NR signal of the NR-Uu interface to the terrestrial gNodeB (gNB) that consists of CU, DU, and RU [21], [22].

2) Regenerative payload

The regenerative payload architecture typically can be classified into three categories depending on the configuration of the gNB components on the NTN platform.

- **Equipped with only RU:** the NTN platform is equipped solely with the RU, responsible for basic RF functions or partial physical layer processing, depending on the selected functional split and NTN's capabilities. DU and CU are deployed on the ground, resulting in long propagation delays on the wireless front-haul link to RU [6].

- Equipped with partial gNB (DU+RU): the NTN platform can take on some of the processing tasks that are normally performed by the full gNB on the ground. In this case, the service link between the NTN terminal and the NTN platform is based on the NR-Uu interface. The radio interface between the NTN platform and the NTN gateway is F1, which is over SRI in the air path. Then the NR signal will be relayed by the NTN gateway to the gNB-CU on the ground for further processing. This can improve the performance of the network, especially in areas with high traffic demand [23].
- Equipped with full gNB (CU+DU+RU): the NTN platform would have complete processing capabilities to regenerate the signal in either the feeder link or the service link, which allows for better performance, such as lower latency and higher data rates. The service link is based on the NR-Uu interface. The radio interface between the NTN platform and the 5G core network (5GC) is NG, which is over SRI in the air path between the NTN platform and the NTN-gateway [8].

III. ORAN for NTN: State-of-the-Art

Recent literature has explored the integration of ORAN into NTNs from various perspectives, as shown in Table 1. Several surveys or magazine articles have aimed to provide a comprehensive understanding of ORAN and its potential integration into NTNs, with each paper highlighting specific architectural considerations. In [4], the authors investigated the architectural split options, the deployment configurations of gNB components onboard satellites, and the placement strategies for RICs within ORAN-based NTN architectures. However, this work lacked an in-depth discussion of other NTN platforms including UAV or HAPs, and the impact on RIC placement strategies when applying different distributed learning algorithms in ORAN-based NTN. Moreover, in [5], the authors focused on the integration of ORAN within NTNs. It discussed potential interfaces between ORAN and NTN under both transparent and regenerative payload architectures and examined how AI/ML-driven control and network slicing can enhance NTN scalability and interoperability. However, this work lacked a detailed analysis of functional splits, FH data rates, latency constraints, and other key challenges.

In addition, in [6], the authors focused on functional split strategies within UAV-based ORAN architectures for URLLC scenarios, analyzing key performance indicators such as latency and reliability, but overlooked HAP/satellite platforms, multi-timescale control, and various delays in this network. In [7], the authors analyzed the ORAN component placement over hybrid FSO/RF X-haul, but this work lacked discussion on platform-specific constraints such as SWaP limitations and failed to consider issues like on-orbit testing or upgrade. The authors in [8] proposed architectures for transparent or regenerative NTNs and discussed RIC placement, but did not fully examine the functional split

options or the DevOps lifecycle. The authors in [9] discussed the spectrum sharing between terrestrial network and NTN, where RUs conduct sensing and RICs enable cognitive access. However, the work neglected several ORAN-driven advantages like NFV-based scalability, COTS-enabled on-orbit upgrades, or broader ORAN-based NTN use cases.

Furthermore, the white paper [10] offered a comprehensive overview of ORAN-based NTN deployment scenarios, highlighting benefits such as intelligence, efficiency, and architectural flexibility. However, it did not consider the potential of dynamic functional splits and dynamic role configurations for CU/DU/RU. Additionally, the paper lacked a detailed discussion on future research directions, including infrastructure sharing, hierarchical optimization, and cross-domain AI.

Overall, existing studies primarily focus on utilizing ORAN's design principle to enhance NTN in a similar way for the terrestrial network, which lacks an in-depth analysis of NTN's inherent challenges and results in simple technical adaptation. In contrast, our work systematically identifies the challenges in NTN and precisely aligns them with ORAN's architecture and characteristics.

IV. Unique DevOps Challenges in NTN and ORAN-based Solutions

Different from traditional terrestrial networks, the DevOps lifecycle in NTN faces multiple unique challenges due to high altitude, where a typical product DevOps lifecycle is given in Fig. 1 [24]. Therefore, in this section, we focus on analyzing unique challenges in the DevOps lifecycle of NTN and the corresponding solutions via integrating ORAN principles.

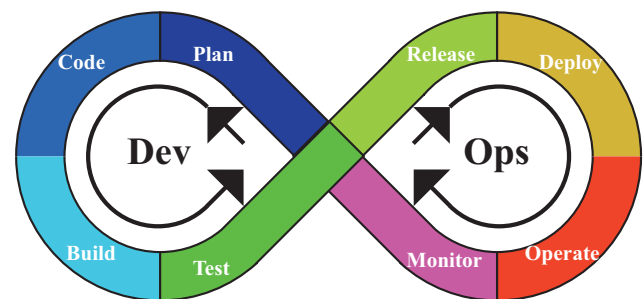


FIGURE 1. DevOps Lifecycle

A. NTN Platform Size, Weight and Power Limitation

The typical weights of macro massive MIMO RU, baseband unit (BBU) are over 10Kg and 5Kg, respectively [25]. Noticeably, in the 5G era, the maximum power consumption of a 64T64R active antenna unit (AAU) is 1000–1400 W, and that of a BBU is about 2000 W [26]. However, different NTN platforms have various SWaP limitations, which should be considered in the NTN development stage [27].

The DJI flagship untethered UAV platform Matrice 350 RTK achieves a loading capability of 2.7 Kg with 31 minutes

of flight time, which cannot carry the macro BS equipment discussed above [28]. Although DJI has customized a delivery UAV platform with the 40 Kg loading capability (i.e., DJI Flycart30). The flight time is limited to 8 minutes, which fails to guarantee continuous connections to the users [29]. Apart from that, the battery is originally designed to support the UAV flight with a typical capacity of 0.3 KWh (e.g., TB65 from DJI). Apart from untethered UAVs, tethered UAVs have also been regarded as an emerging NTN platform due to their tethered systems. The DG-M20 tethered UAV, from Dagong Technology Co., Ltd, can carry 15 Kg payloads hovering at 100 m for 24 hours [30]. Moreover, the HAP has also attracted attention from both academia and industry due to its relatively lower altitude and quasi-stationary position. Taking the HAP from Stratospheric Platforms Ltd as an example, with a wingspan of 60m, it can support a maximum of 140 Kg payload and can provide a 20 kW power supply [31].

Considering the SWaP limitations above, the standardized function split and open interface in ORAN provide flexibility for the NTN MNO to customize the onboard components from different vendors, including O-RU, O-DU, and O-CU, to meet the NTN platform SWaP limitations. For example, the commercial untethered UAV can be utilized to implement a micro or pico network with integrated O-RU, O-DU, O-CU, and 5GC on board, which acts as an end-to-end flexible deployment option and avoids adding peripheral equipment for FH, midhaul, and backhaul transmissions. On the contrary, the power cable and optical fiber in the tethered UAV system allow it to serve as a macro network with various onboard options, including O-RU, O-RU+O-DU, and O-RU+O-DU+O-CU, which can be configured according to the latency requirement of the service.

B. NTN Robust Connectivity

Due to the mobility of the NTN platforms and the varying channel conditions, one important challenge is to guarantee robust connectivity during operation, especially for the LEO satellites with high speeds. To solve this challenge, the simple solution is to deploy a massive constellation of satellites, which can provide redundant access links and transportation links under a highly dynamic network topology. For example, SpaceX from the USA has successfully launched more than 5000 Starlink satellites into orbit. Apart from that, China has proposed GW-A59 and GW-2 sub-constellations as GuoWang (national network) mega-constellation, a large satellite internet project aimed at providing broadband services. It is noted that GW-A59, with 6,080 satellites, is intended to orbit at a lower altitude (below 500 km), while GW-2, with 6,912 satellites, will orbit at a higher altitude (1,145 km above Earth). However, the massive deployment of satellites lays a heavy financial investment burden on a single NTN MNO, and requires long development periods.

The integration of ORAN's interoperability into NTN has the potential to bring new opportunities to solve the

challenge above by enabling network sharing among MNOs. At the end of 2024, 3GPP has identified Indirect Network Sharing (INS) as the next evolution step towards 5G-Advanced Rel-20, which aims to enhance the network co-construction and sharing capability [32]. It is noted that 3GPP proposed INS as an effective solution to mitigate the compatibility issues between the network elements of sharing parties, e.g., shared satellite access network and two or more core networks of terrestrial participating operators via multiple operator core network (MOCN) [33]. However, to avoid the direct connections between network elements of different MNOs, the INS is based on the build of a hosting network in advance by all participating MNOs, which cannot adapt to the high mobility and complex NTN environments. Therefore, ORAN surpasses the newly proposed INS concept by enabling direct connections among MNOs, and has the potential to achieve real-time on-demand sharing based on the instantaneous network status.

C. NTN Platform Control and Data Analytics

In traditional terrestrial networks, the BS is usually installed on fixed terrestrial infrastructure with a sufficient and stable power supply, such as cell towers, where the network performance is independent of the terrestrial infrastructure during operation. However, the instantaneous position, speed, attitude, and battery status of the NTN platforms impact the network performance significantly via handover, beam management, power allocation, and so on. Therefore, it is of vital importance to design an interface between the NTN platform and onboard communication components, which aims to achieve dynamic communication algorithm optimization, adapting to the instantaneous NTN platform status, and also achieve proactively NTN platform control for network performance enhancements. However, following the vendor-locked principle in traditional RAN, the vendor is required to develop both the NTN onboard components and the NTN platform to enable them to be compatible with each other, which will be a new challenge for the development and financial investment.

Although the latest ORAN Alliance white paper has proposed to integrate ORAN into NTN to alleviate the challenge above, where ORAN is expected to provide a standardized and open interface from RIC/SMO to the NTN platform data [10]. The white paper mainly focuses on offloading the additional terrestrial traffic instead of designing the open interface between the onboard component and the NTN platform for real-time control and optimization. Therefore, it is important to further design open interfaces from the NTN platform to O-RU, O-DU, and O-CU, providing network performance enhancements and deployment flexibility. For example, DJI has provided standard Application Programming Interface (API) functions to control UAV mobility and access real-time UAV status. Specifically, the Roll, Pitch, and Yaw information and battery status can be accessed periodically under pre-defined binary control and command (C&C)

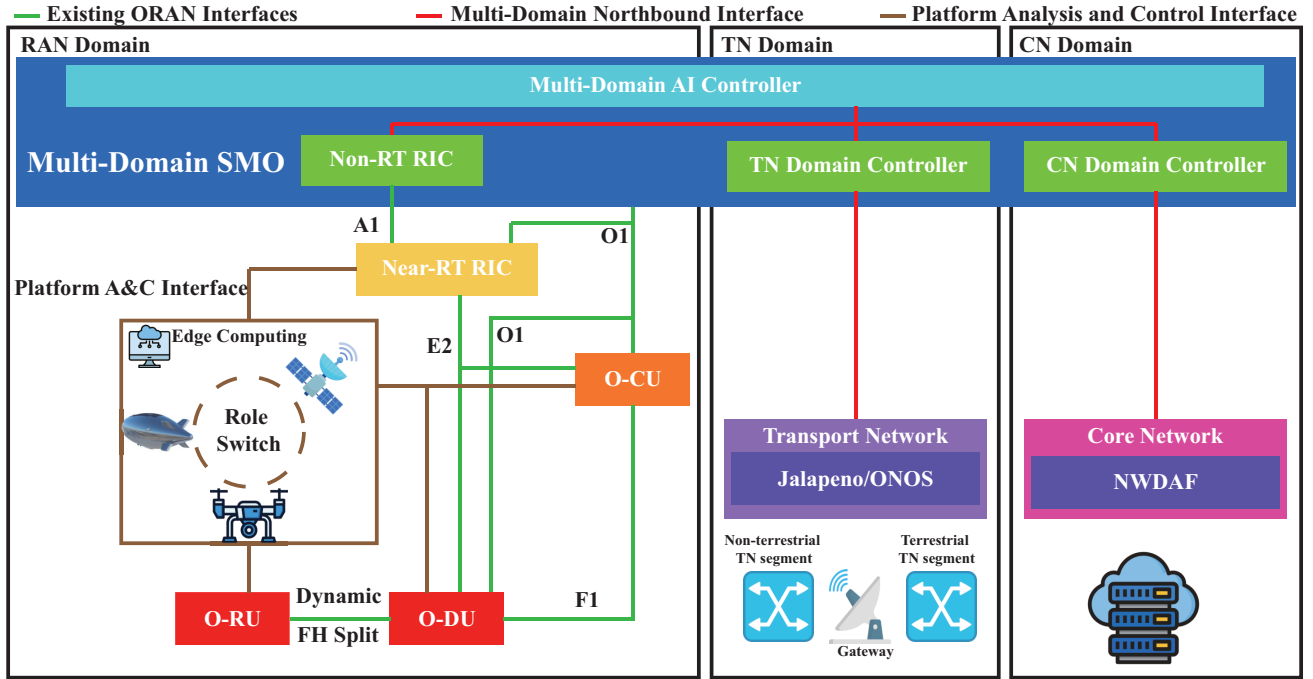


FIGURE 2. Proposed ORAN-based NTN Framework

formats. Different from the ORAN in terrestrial network, NTN platform manufacturing communities are required to jointly design the above open interface with the ORAN Alliance, hence to capture the characteristics of various NTN platforms.

D. NTN On-orbit Test and Upgrade

Traditional RAN is based on vendor-locked hardware, and most of the network functions and algorithms are implemented in specialized hardware with limited upgrade capability, including application specific integrated circuit (ASIC), field-programmable gate array (FPGA), or Digital Signal Processors (DSP). It is noted that specialized hardware works well on the terrestrial networks due to easy accessibility and relatively low costs for testing and upgrading. However, launching NTN for the testing or deployment of new features is much costly and time-consuming. Therefore, it is important to enable the on-orbit test and upgrade in NTN, which brings flexibility and shortens the DevOps periods. It is noted that, based on NFV, ORAN enables the algorithms to be deployed on COTS hardware, e.g., a central processing unit (CPU) and a graphics processing unit (GPU). Enabled by the NFV, the MNO can hence test and upgrade the NTN in an agile DevOps manner.

V. ORAN Empowered NTN Deployment Architecture and Solution

Motivated by the challenges above, in this section, we analyze the NTN deployment architecture and solutions empowered by ORAN, including the wireless FH split options, Near-RT RIC enhancement for distributed learning in

NTN architecture, the discussion about the configurations for functional roles, including O-CU, O-DU, and O-RU, as well as the end-to-end (E2E) orchestrator. More importantly, we propose the corresponding solution to guarantee the scalability and network performance as shown in Fig. 2, which will be discussed in detail in the following.

A. ORAN-based NTN Wireless Fronthaul Split

The gNB's operation is conceptually structured as a series of functions, with the distribution of these functions defined by functional splits. Within the 3GPP framework, eight distinct functional split options exist, as shown in Fig. 3. Each split option describes how the logical nodes interrelate to one another and what specific activities each undertakes [16]. From Option 1 to 8, there is a higher degree of centralization and a notable improvement in resource management efficiency, which leads to reduced O-RU complexity and associated costs. However, this comes at the expense of imposing high data rates and strict latency requirements on the FH between O-DU and O-RU [34].

Typically, the ORAN Alliance lends its support to the Option 7.2x variant for networks with high-capacity and high-reliability requirements, further splitting the functions in the L-PHY based on the PHY split in Option 7. This option is made possible by using the eCPRI interface for FH. In this split, the O-CU/O-DU manages RRC, PDCP, RLC, MAC, H-PHY, and parts of L-PHY, while the O-RU handles RF and the rest of L-PHY. The 'x' in this split name can be either 'a' or 'b', depending on whether some of the PHY functionalities reside in H-PHY or L-PHY [15]. Without loss of generality, our following discussion is based

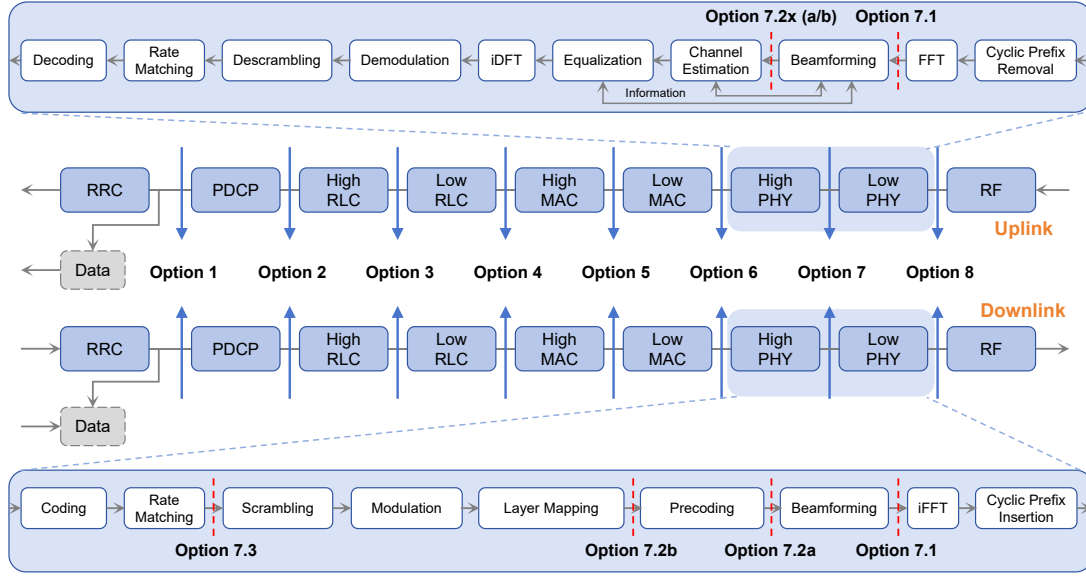


FIGURE 3. Functional split options defined by 3GPP

on the downlink transmission function split. Specifically, in Option 7.2a, the PHY functions belonging to O-RU are beamforming, inverse fast Fourier transform (iFFT), and cyclic prefix insertion. The rest of the PHY functions are in the O-DU. In Option 7.2b, the precoding function is added to the O-RU. As the FFT function is deployed in the O-RU, the FH data rate and required bandwidth are significantly reduced compared to Option 8. The Option 7.2x enables a relatively simple RU whose size and power consumption support network densification and enable sharing by multiple operators, which is better suited for macrocell deployment in urban areas in terrestrial networks [35].

The different FH split option choices impact the network via three aspects, including the data rate requirement, the latency requirement, and the cooperation scale. Each of these aspects is examined in detail as follows.

Data Rate: The required FH data rate increases significantly when the functional split occurs in lower PHY layers, due to the need to transmit raw In-phase and Quadrature (IQ) samples or partially processed signals [34]. In such cases, the data rate is further influenced by the number of bits required to represent matrix elements in the precoding and beamforming functions, as it may vary depending on the dynamic range and precision requirements given the underlying matrix multiplication operations in lower PHY layers. Hence, this quantization effect must be considered when designing low-layer functional splits [36].

Additionally, in a traditional terrestrial network, the FH data rate and bandwidth requirements of option 7.2x are easily satisfied because of the optical fiber between O-RU and O-DU. However, in NTN, the functional entities (O-CU/O-DU/O-RU) may be deployed on different platforms depending on the payload capabilities, making it nearly impractical to employ wireline-based FH solutions. For

example, the authors in [37] proposed a LEO-based NTN architecture with the O-CU located on the ground, while the RU and DU were deployed on separate satellites. The FH transmission was achieved via inter-satellite links (ISLs) by optimizing signal compression. In addition, the authors in [38] considered the FSO communication for FH link due to its high data rate and bandwidth. Nevertheless, FSO-based FH remains challenged by atmospheric turbulence and the beam alignment problem, particularly for mobile NTN platforms such as HAPs or UAVs operating in more complicated atmospheric conditions. Therefore, to meet the required FH data rate, it is essential to carefully design the functional split option, FH transmission technology, and complementary signal processing techniques tailored to the specific characteristics of different NTN platforms.

Latency: Functional split at lower PHY layers imposes stricter latency requirements on both uplink and downlink FH transmissions. In terrestrial networks, with closely-placed DU/RU and the optical-fiber-based FH, the fronthaul FH delay is negligible and easily satisfies the latency requirements. However, in NTNs, the FH propagation delay increases significantly due to the long separation distance between DU and RU [34]. This becomes particularly critical for uplink transmissions under option 7.2a/7.2b, where the beamforming function resides in the O-RU, while channel estimation and equalization are performed in the O-DU. This split creates a latency-sensitive control loop among these three functions, as shown in the uplink part of Fig. 3. Specifically, the beamforming operation at the O-RU may rely on outdated channel state information (CSI) due to the high latency of transferring CSI back and forth between O-RU and O-DU, which further results in a trade-off between user throughput and FH data rate [39]. Since this issue gets worse for the NTN case with high mobility, it is important

to consider these closely related PHY functions and limited wireless FH link performance when employing the functional split option.

Cooperation Scale: The split option on the lower layer leads to enhanced centralization performance, which indicates a trade-off between FH data rate and centralization. Compared to terrestrial networks, NTN consists of more complex, heterogeneous, and mobile platforms, which often leads to severe inter-cell interference and dynamic network topologies [40]. These characteristics underscore the necessity of a sufficiently large cooperation scale to ensure robust and efficient network performance. Considering an ORAN-based NTN architecture with distributed O-RUs and one centralized O-DU, Option 7.2x split has the potential to enable centralized cooperation under stringent FH data rate and latency requirements. On the other hand, if Option 2 split is adopted to alleviate the requirement on fronthaul data rate or latency, it will result in limited cooperation capability since O-RUs perform the processing tasks of PHY and MAC layers locally.

To deal with the challenge of FH split in ORAN-based NTN, a potential solution is to develop a dynamic FH split scheme based on the NFV characteristic of ORAN, where the instantaneous network topology and traffic demands of each O-RU should be exploited to achieve the optimal FH split option as shown in Fig. 2. This solution has also attracted much research interest recently. The authors in [34] introduced the flexible FH splits where RAN functionality is flexibly centralized based on the architecture of C-RAN. Similarly, the authors in [41] discussed the dynamic FH split enabled by a virtual gNB, and surveyed the requirements for deploying a virtual RAN to assist it. However, these works are mainly based on the terrestrial network architecture, which holds homogeneous O-RUs (e.g., a typical one-site three-sector setting). In our proposed ORAN-based NTN architecture, each O-RU may have distinct channel quality and traffic demand to the centralized O-DU. Hence, to better enhance the performance of dynamic FH split, it is promising to employ graph neural network (GNN) so that the unique characteristics of each O-RU nodes can be efficiently captured.

B. Near-RT RIC Enhancement for Distributed Learning in NTN

As discussed above, the ORAN Alliance has introduced Near-RT and Non-RT RICs to handle the control and optimization at different time scales. Specifically, the Near-RT RIC is connected to the O-CUs and the O-DUs by the E2 interface, which is responsible for retrieving telemetry and key performance measurements (KPMs) and enforcing control or applying policies in the RAN nodes. The Near-RT RIC and SMO are connected to all relevant RAN functions via the O1 interface, which is used to retrieve files, data, and configurations at a slower timescale compared to the E2 interface, and to push configurations and updates. Using the

Non-RT control loop, the Non-RT RIC provides guidance, enrichment information, and management of ML models for the Near-RT RIC [14]. It is noted that we focus on the Near-RT RIC in our paper due to its more stringent latency requirements.

Latency Impact: As defined by the ORAN Alliance, Near-RT RIC controls the O-CU/O-DU's functions through the E2 interface and further controls the O-RU's functions via Open FH, where control signal transmissions are all based on optical fiber. Meanwhile, for the control and learning objectives such as medium access management or user session management, the timescale for Near-RT RIC is basically between 10 ms and 1000 ms. However, in the NTN scenario, the deployment of Near-RT RIC and O-CU/O-DU/O-RU may be separated with a long mutual distance on different NTN platforms, leading to a non-negligible propagation delay. The delay from Near-RT RIC to O-DU and from O-DU to O-RU remains an important challenge, which will significantly degrade the intelligent Near-RT optimization performance. Additionally, considering the split option 7.2x, the scheduling function in the O-DU and the beamforming function in the O-RU are typically required to be executed in real-time timescale (< 10 ms), and the modulation function in the RU needs to be executed in smaller timescale (< 1 ms) [14]. This fact makes it challenging to employ Near-RT RIC when optimizing such functions with small timescale. Therefore, the challenges mentioned above in the NTN scenario can be mitigated from four aspects: (1) enhance the wireless transmission data rate; (2) optimize the deployment of Near-RT RIC to reduce delay by shortening the propagation distance; (3) employ the edge computing to reduce the delay in ORAN-based NTN architecture; (4) explore the possibility of implementing an real-time RIC (RT-RIC) in O-RU to control functions such as modulation in a smaller timescale [42].

Distributed Learning: The introduction of Near-RT RIC in ORAN facilitates the implementation of emerging distributed learning frameworks, including federated learning (FL) and multi-agent deep reinforcement learning (MADRL), where the Near-RT RIC serves as the central server to coordinate the training phase among O-RUs and O-DUs. Specifically, the FL framework aims to reduce communication overheads and preserve data privacy. In each FL communication round, O-RUs/O-DUs upload gradients obtained from local data samples to the Near-RT RIC. Then, the Near-RT RIC aggregates the gradients and updates the global model by using a gradient descent algorithm. Finally, the global model is broadcast to all the O-RUs/O-DUs [43]. What's more, the MADRL algorithms extend traditional deep reinforcement learning (DRL) to enable the coordination among multiple agents, where the centralized training distributed execution (CTDE) has been regarded as a promising solution to achieve the trade-off between performance and communication overheads [44]. Specifically, in the CTDE, each O-RU or O-DU shares information with

the Near-RT RIC during the training phase to enhance the coordination and cooperation capability. After convergence, each O-RU and O-DU can perform the action inference based on local observation during execution. However, the significant transmission latency in ORAN-based NTN degrades the convergence rate in distributed learning due to multiple rounds of information sharing, and further leads to the asynchronous challenge due to different transmission latencies from Near-RT RIC to O-RUs/O-DUs.

Few works have focused on distributed learning optimization under transmission latency in NTN. In [8], the authors proposed an ML-based prediction algorithm to predict the current buffer length of NTN with Near-RT RIC deployed on the ground. However, there are several limitations of deploying Near-RT RIC on the ground. First, terrestrial Near-RT RIC inherently leads to higher transmission delay. Second, the terrestrial Near-RT RIC lacks flexibility and fails to provide continuous optimization control due to the mobility of O-DUs/O-RUs. Those limitations make it urgent and important to obtain the optimal onboard deployment of Near-RT RIC to tackle such a dynamic network topology. To be more specific, the deployment of Near-RT RIC should be dynamically updated based on the participating O-DUs/O-RUs (i.e., agents in FL and MADRL) and corresponding channel quality, where the available computation resources of each NTN platform serve as a constraint to guarantee the training and inference in Near-RT RIC.

C. Scalable Deployment Architecture Based on Network Functions Virtualization

It is noted that the mobility of NTNs can easily lead to link failure due to the involvement of multiple NTN components in the link establishment, including O-CU/O-DU/O-RU, where any segment failure can result in loss of connections, especially the failure in the high-level segment as O-CU. However, in the existing ORAN-based NTN architecture, the functional roles of O-CU/O-DU/O-RU for different network platforms remain fixed after the initial configuration, which often limits their flexibility and resilience.

To solve the challenge above, it is promising to design a novel approach that enables dynamic role adaptation of platforms in NTN or terrestrial networks, which allows them to switch roles between O-RU, O-DU, and even O-CU based on real-time network conditions and functional demands as shown in Fig. 2. This approach can be implemented based on NFV and the use of COTS components [41], [45]. Specifically, assuming a HAP initially operates as an O-RU. In situations involving ground O-CU/O-DU failures, excessive FH latency, or emergency response needs, the HAP can dynamically elevate its functional role to an O-DU or even an O-CU by downloading or upgrading the related software. In the meantime, its original O-RU role can be intelligently offloaded to a neighboring HAP through network reconfiguration mechanisms to ensure the completeness of ORAN components. This role-switching

capability enhances network adaptability, latency reduction, and service continuity, especially in dynamic or post-disaster environments where traditional terrestrial network may be compromised.

However, implementing the role-switching function involves addressing challenges such as computational constraints and power supply to support the tasks executed by the new functional role. For example, the computational loads and the power consumption for O-CU are typically much heavier than those of a single O-RU. Meanwhile, to ensure seamless functional migration, efficient cooperation among different NTN platforms is necessary, which requires synchronous role configuration and a reliable communication link. Furthermore, after the functional migration, the data exchanges in backhaul, midhaul, or FH will also require real-time routing optimization due to the dynamic NTN topology and dynamic RAN topology.

D. Multi-domain Service Management and Orchestration

Multi-domain SMO is essential for network planning, dynamic and efficient resource allocation, proactive management, and anticipation of complex topologies in NTNs or the integration of NTN and terrestrial network. It will also help to streamline and speed up the process of deploying ORAN-based NTNs, for both the integrators and the service providers, and reduce both CapEx and OpEx by reducing multiple and isolated operational support systems (OSSs), network management systems (NMSs) operation tools from different vendors and suppliers across the different domains, whenever feasible. However, both the existing 3GPP and ORAN standards lack an explicit definition and implementation of the multi-domain SMO structure, where the 3GPP and ORAN mainly focus on the network data analytics functions (NWDAF) for the core network (CN) domain and RICs for the RAN domain, respectively. Although 3GPP has proposed cross-domain management data analytics (MDA), it only focuses on the processing and analysis of management and network data, which aims to be utilized for network-level and delay-tolerant optimization [46].

To solve the challenge above, a multi-domain SMO layer is proposed in this paper as shown in Fig. 2. Specifically, the multi-domain SMO would rely, in addition to the data analytics functions (DAFs) at both the transport and core domains, such as NWDAF, Jalapeno, open network operating system (ONOS), on the RICs of the ORAN-based NTNs using the appropriate northbound interfaces [47]. It is noted that this orchestration can be achieved through an intelligent layer or E2E software layer that enables seamless integration and management of air interface schemes, ORAN-NTN configurations, edge computing, hardware firmware updates, transport management, and the core-cloud resources.

VI. FUTURE RESEARCH DIRECTIONS IN ORAN-BASED NTN

Building upon the state-of-the-art literature review and the proposed scalable ORAN-based NTN framework presented above, we further conduct an in-depth analysis of prospective future research directions.

A. Infrastructure Sharing

The infrastructure sharing has been regarded as a promising solution to reduce the cost and enhance the coverage of MNOs, consisting of active sharing and passive sharing [48]. In the NTN setting, active sharing includes the sharing of RAN network, transport network (TN), and CN, and passive sharing includes the sharing of orbits and NTN platforms. Due to the increasing development and deployment costs in NTN, the infrastructure sharing in NTN remains an urgent challenge to be solved. In [37], the authors proposed a joint power allocation and FH compression optimization in ORAN-based NTN for multiple MNOs sharing the LEO satellites. However, a systematic infrastructure sharing scheme should be developed in ORAN-based NTNs.

In passive sharing, similar to the terrestrial network with multiple MNOs sharing the same tower (e.g., China Tower Corporation Limited), multiple NTN MNOs can operate on the same orbit with a safety distance to avoid collision or even share the same NTN platform with their network equipment, which is easier to implement by assigning different frequency bands to avoid interference. It is noted that the interoperability and NFV characteristics of ORAN facilitate the active sharing for multiple NTN MNOs. Based on interoperability, each MNO has the potential to utilize other MNO's DUs/CUs to establish an E2E communication link under a dynamic network topology. Based on NFV, virtualizing DU pools allows for resource sharing among O-RUs of multiple MNOs, and virtualizing O-CU pools allows for resource sharing among O-DUs of multiple MNOs. Therefore, a real-time link establishment and resource sharing optimization framework should be investigated based on the instantaneous traffic load requirement, available satellites, and available computing resources in each MNO.

B. Hierarchical ML-based Optimization

In ORAN, the intelligent control, as discussed before, is composed of two key components: the Near-RT RIC and the Non-RT RIC, which aligns well with the hierarchical optimization framework based on different timescales [49]–[51]. In [49], the authors analyzed the compatibility of the hierarchical learning framework in ORAN, and further proposed a hierarchical deep-Q-learning (h-DQN) framework for traffic steering. In [50], the authors proposed a hierarchical network slicing and resource management approach compatible with the ORAN framework, including two levels of centralized multi-agent decision-making and decentralized single-agent execution. The authors in [51] proposed a novel 6G network architecture where the hierarchical intelligence,

Near-RT RIC, and Non-RT RIC assisted resource allocation have been demonstrated with an ORAN-based testbed.

Basically, the effectiveness of optimization functions depends on the latency requirement of the optimization framework and the experienced latency or delay in the communication network, including the propagation delay and processing delay. Specifically, in ORAN-based NTNs, propagation delays vary significantly for different NTN platforms due to their diverse altitude and propagation distances. Moreover, the heterogeneity in their computing capabilities, because of the hardware or communication constraints, leads to various processing delays. Since the traditional optimization mechanisms that assume a single and uniform latency are no longer sufficient under such conditions, to tackle the various delays within ORAN-based NTN architecture, it is essential to design and implement multi-timescale and hierarchical optimization strategies that are tailored to both the specific types of NTN platforms and the functional requirements of the optimization tasks.

C. Handover

A high handover success rate in a wireless network is essential for maintaining seamless connectivity. In terrestrial network, most handovers are coverage-based and linked to signal strength degradation, such as reference signal received power (RSRP) and reference signal received quality (RSRQ). As user equipment (UE) moves away from the cell center to the cell edge, the received signal strength decreases and the serving BS determines whether to perform a handover based on the UE measurements reports and the predefined handover strategy [52]. In satellite-based NTN, the primary handover trigger is the cell moving through the UEs. The high orbital velocity of LEO satellites, approximately 7.8 km/s, results in a high handover frequency and significant Doppler shifts. As a result, even stationary users experience frequent handovers every few minutes to maintain connectivity, increasing UE power consumption and the processing load on the network [53]. Since the relative constant distance between the UEs and the satellite within a given coverage area, there is minimal variation in received signal strength between the cell center and its edge. As a result, traditional handover decisions that rely primarily on signal strength become less effective in NTNs. Moreover, considering the inherent transmission delays and the dynamic network topology in NTN, any time-lagged measurement reports may become outdated, potentially leading to suboptimal mobility actions such as premature, delayed, or even missed handovers.

To address these challenges, 3GPP explores a range of handover triggering mechanisms specifically designed for various NTN scenarios. These include measurement-based triggering, location-based triggering (UE and Satellite), time-based triggering, timing advance value-based triggering, and triggering based on the elevation angles of the source and target cells [54]. While each approach offers specific advantages under certain conditions, their practical imple-

mentation and management are often complicated by the highly dynamic and time-varying characteristics of satellite-based NTN. Alternatively, the ORAN architecture presents an opportunity to integrate intelligent analysis and prediction capabilities through the collaboration of the Non-RT and Near-RT RICs [55]. Current frameworks exploit the predictability of satellite orbits and beam coverage patterns, enabling the Non-RT RIC to train AI/ML models using inputs such as satellite ephemeris, UE location information, and beam topology. These trained models can then be deployed to the Near-RT RIC for real-time inference and decision-making. However, further research is required to fully leverage this capability, particularly in addressing the dynamic and uncertain aspects of satellite-based NTN environments.

Specifically, future work can focus on the development of NTN-specific xApps capable of jointly optimizing handover timing, Doppler shift compensation, and beam prediction. Additionally, the design of advanced AI/ML algorithms tailored for spatio-temporal learning to capture how satellite coverage and UE mobility evolve across space and time is essential. Beyond model design, several additional open challenges remain to be addressed. These include developing generalized models capable of operating effectively across diverse satellite constellations, enabling real-time adaptability to dynamic network conditions, and integrating policy-driven control mechanisms within the RIC architecture to support flexible and context-aware decision-making [52].

D. Intelligent Edge computing (Edge AI)

Over the past decade, edge computing and edge AI have emerged as promising paradigms to overcome the limitations of centralized cloud computing. By enabling data processing at the edge of the network, closer to end devices, these models effectively address key challenges such as high latency, privacy concerns, and excessive bandwidth consumption. Moreover, edge AI refers to the integration of AI and ML capabilities at the network edge, enabling real-time decision-making and intelligent automation within the network. For NTN, emerging standards such as 3GPP Release 18 for Advanced 5G have already adopted edge computing at the satellites to reduce delays. In addition, onboard edge computing platforms are already available. The envisioned solution of integrated NTN and terrestrial network in future 6G networks will require edge-AI-enabled network flexible configurations to support the desired use cases, such as autonomous and AI-assisted driving and V2X using vehicular edge computing, virtual reality (VR), and their stringent reliability requirements [56]. In recent research [57], the authors extended edge AI to space using LEO-based ORAN architecture, enabling edge computing in regions with limited terrestrial coverage, and an LEO-assisted Near-RT RIC was introduced to handle the mobility and link reliability for AI of Things (AIoT) services.

Beyond conventional edge AI approaches, large language models (LLMs) have recently emerged as a powerful tool to improve the generalizability and adaptability of AI solutions in dynamic network environments. Traditional ML models, which typically rely on offline training, often face difficulties adapting to rapidly changing system conditions inherent to the NTN scenarios. To address this challenge, recent works have proposed integrating LLM-empowered applications within the O-RAN architecture. For example, the authors in [58] presented an ORAN system employing LLM-empowered xApps deployed in the Near-RT RIC to enable resilient, real-time decision-making in next-generation wireless networks. Similarly, the authors in [59] introduced a novel edge AI and network service orchestration framework that leverages LLM agents deployed as ORAN rApps to enable interactive and intuitive orchestration. Given the inherent mobility and temporal variability of NTN environments, since the LLM is promising for enhancing resilience, adaptability, and decision-making intelligence, future work can focus on the integration of LLM-empowered xApps and rApps in the ORAN-based NTN architecture to enable a more robust and generalized AI-driven network management.

E. Cross-domain AI

Cross-domain AI, also referred to as multi-domain AI, is defined as the integration and collaboration of AI-enabled functionalities across multiple network domains [60]. In wireless networks, this involves the synthesis of information, data exchange, collaborative model training and inference, as well as the sharing of computing resources across the three primary domains: the RAN, the TN, and the CN shown in Fig. 2.

Unlike the hierarchical ML approaches discussed in Section B, which focus only on optimization within the RAN domain, cross-domain AI aims to jointly optimize network parameters across the multiple network domains. This includes tasks such as power allocation in the RAN, routing strategies in the TN, and slicing configurations in the CN. By enabling coordinated decision-making across domains, cross-domain AI has the potential to achieve large-scale and network-level optimal performance for MNOs.

It is worth noting that the proposed multi-domain SMO layer inherently supports cross-domain AI capabilities. However, several critical challenges must be addressed before fully exploiting the advantages of cross-domain AI. First, each domain within the network exhibits distinct optimization objectives. For instance, the RAN domain typically focuses on optimizing the reliability, latency, and throughput of RAN, whereas the CN domain emphasizes meeting service-level agreements (SLAs) for emerging applications such as augmented reality (AR), VR, and real-time automation. Hence, designing an E2E optimization framework that effectively accommodates the specific objectives of each domain remains a critical challenge. Second, as shown in Fig. 2, the cross-domain AI controller collects multiple

domain-specific data flows at different timescales. This necessitates the design of customized AI models capable of processing each data flow based on its corresponding domain knowledge. In particular, the data flows from the transport and CN domains should be investigated to further achieve efficient fusion processing. Furthermore, the various link conditions, inherent transmission delays in NTN or the integration of NTN and terrestrial networks, and the expected variety of differentiated services in B5G and 6G networks, further challenge the development of the cross-domain AI algorithms.

F. Digital Twin for ORAN-based NTNs

The digital twin (DT) is a virtual replica of a physical system, designed to simulate, analyze, and optimize system behavior within a risk-free environment. For example, aerospace engineers leverage simulation environments to evaluate aircraft designs under varying operational conditions, thereby mitigating the risks associated with real-world testing and system failures. This approach detects potential flaws or improvements before physical testing occurs, saving costs and minimizing risks linked to direct testing.

It is noted that telecom companies frequently test new network setups in a controlled lab setting with limited data and a small number of users. This approach, often called a "pilot environment", allows service providers to assess how a new technology interacts with existing systems without risking widespread customer disruption. Pilot testing has inherent limitations, whereas direct testing in live networks carries significant risks. The risks are that the failures during direct testing in operational networks can be considerable, often resulting in service outages and high costs, including loss of revenue, customer compensation, and even reputational damage. Therefore, implementing DT in wireless networks is crucial for operators and users, which balances the accuracy of these "pilot environments" in mimicking real networks and the costs associated with inadequate testing and service disruptions in actual environments [61].

As discussed above, the ORAN enables the NTN to perform on-orbit tests and upgrades, which avoids the costly and time-consuming launching process. However, on-orbit tests and upgrades in real networks still face much higher risks than traditional terrestrial networks due to large-scale coverage and complex environments, which demand a high-fidelity DT technique for NTN. It is noted that the Near-RT RIC inherently facilitates the creation of a virtual replica of the ORAN-based NTN by providing AI inference capability. To guarantee the accuracy of inference, the Near-RT RIC is required to achieve stringent synchronization with the physical systems, including O-RU, O-DU, and O-CU. However, different from the traditional terrestrial DT with adequate communication and computation capabilities in the central server, the Near-RT RIC is required to guarantee the execution of xAPPs and the existing communication overheads with other components. More importantly, the

mobility of Near-RT RIC also leads to the synchronization challenge along with the mobility of O-RU, O-DU, and O-CU. To solve the challenge above, one potential solution is to develop a hierarchical DT framework for ORAN-based NTN. Specifically, the DT of Near-RT RIC is constructed first to predict its mobility and available communication/computation resources. Then, the Near-RT RIC schedules the communication and computation resources to construct the DT of ORAN-based NTN for inference.

VII. Use cases

The utilization of ORAN-based solutions for NTNs will enable a variety of innovative use cases in the upcoming 6G networks. In this section, we present three candidate use cases for the proposed scalable ORAN-based NTN architecture, including emergency communication, remote areas coverage, and V2X communications, which exploit its advantages of fast deployment, cost efficiency, and edge computing capability.

A. Emergency Communication

The emergency communication requires the fast deployment of networks to replace the destroyed terrestrial infrastructure and provide additional capacity to support post-disaster recovery activities. Although NTN has been regarded as a promising solution for emergency communication due to its large coverage, the fixed orbit of NTN limits its application to provide timely connectivity in emergency communication. For example, in order to provide additional capacity to the disaster area, the satellite orbit transfer techniques are utilized to schedule the satellites and change its orbital parameters, such as altitude, inclination, or eccentricity, which may take several days for a single MNO to establish end-to-end links via the Hohmann transfer orbit. However, the proposed ORAN-based NTN architecture enables interoperation between MNOs, allowing multiple MNOs to coordinate their access link, FH link, midhaul link, and backhaul link resources to promptly establish the emergency communication network. Moreover, ORAN enables network slicing, allowing for the creation of dedicated, prioritized network slices for emergency services. This ensures that critical communications, such as voice, data, drone video feeds, and sensor information, are allocated sufficient bandwidth, even during network congestion. Additionally, Near-RT and Non-RT RICs dynamically and swiftly allocate resources, further prioritizing emergency communications and facilitating effective crisis management.

B. Remote Areas Coverage

Although NTNs have the potential to provide ubiquitous connections, a single MNO may not be willing to invest in sufficient NTN infrastructure for remote areas due to the high cost of testing, deployment, and operation. In LEO satellite-based NTNs, a single operator may need to deploy anywhere from several hundred to thousands of satellites to establish

its own network, where each satellite provides service only while it is within the range of a particular geographic area. Given the lower penetration and shorter propagation distances of mmWave and sub-THz waves, a significantly higher number of BSs will be required for deployment in NTN. To lower the substantial deployment cost associated with such a system, operators across different countries can benefit from sharing LEO satellite infrastructure by standardizing the interfaces between ground stations and satellites, and between satellites. This is the same concept as sharing O-RU/O-DU among operators in ORAN. Therefore, ORAN-based NTN has the potential to significantly reduce the cost of providing connections to remote areas, based on on-orbit test and upgrade advantages along with the collaboration of multiple MNOs.

C. V2X Communications

In B5G and 6G networks, V2X communications are expected to evolve significantly, supporting advanced use cases like autonomous driving, cooperative awareness, and real-time traffic coordination. The integration of ORAN with NTNs offers a promising path to extend these capabilities, particularly in areas underserved by traditional terrestrial infrastructure. It is noted that the 5G Automotive Association has already highlighted the transformative potential of NTNs for connected vehicles, with deployments expected to gain traction by 2027 and broader adoption by 2030 [62].

ORAN-based NTNs can play a pivotal role in addressing key V2X challenges. By combining the flexibility of ORAN with the global coverage of satellites or HAPs, vehicles can maintain persistent and reliable connectivity in rural, mountainous, or remote areas, which are regions where terrestrial networks are often unavailable or inconsistent. This is especially crucial for mission-critical V2X functions such as safety alerts, collision avoidance, and remote driving support [63].

Leveraging edge computing at satellite gateways or aerial platforms, ORAN-based NTN can support ultra-low latency for safety-critical V2X communication. The open and disaggregated nature of ORAN-based architecture facilitates the integration of AI-powered RICs, which can dynamically optimize vehicular communication flows, prioritize traffic during congestion or emergencies, and adapt to vehicular mobility patterns in real-time.

Moreover, the programmable network slicing capabilities of ORAN can be extended over NTN links to provide dedicated slices for diverse vehicular needs, ensuring URLLC for autonomous control, while also supporting enhanced mobile broadband (eMBB) slices for infotainment and diagnostics [64]. This ability to tailor services, across hybrid terrestrial and non-terrestrial domains, is critical for supporting heterogeneous V2X demands. Ultimately, the convergence of ORAN and NTN technologies under open standards and multi-vendor frameworks enables a path toward ubiquitous, intelligent, and resilient vehicular connectivity, foundational

for the next generation of autonomous and connected transportation systems.

VIII. Conclusions

The development and deployment of efficient and flexible NTN architectures are essential for future AI-assisted wireless networks to achieve ubiquitous coverage and support advanced use cases. This review paper investigates native-AI-assisted ORAN-based candidate solutions for scalable NTNs integration in B5G and 6G networks. Specifically, upon a concise overview of the recent literature on the integration of ORAN for NTNs, we examine the unique challenges encountered throughout the DevOps lifecycle in the NTN environment, which are more complex and constrained compared to those in conventional terrestrial networks. To address these challenges, a network-level framework enabling dynamic configurations of different components in the ORAN-based NTNs solution, with end-to-end cross-domain orchestration, is proposed to facilitate flexible ORAN functional splits and native integrated intelligence. Finally, the envisioned use cases and the related research topics for future ORAN-based NTNs are mapped out.

ACKNOWLEDGMENT

The authors would like to thank the support of the interdisciplinary research center for communication systems and sensing (IRC-CSS), King Fahd University of Petroleum and Minerals. The authors would also like to thank the support of the Office of Sponsored Research, King Abdullah University of Science and Technology.

REFERENCES

- [1] C.-X. Wang, X. You, X. Gao, X. Zhu, Z. Li, C. Zhang, H. Wang, Y. Huang, Y. Chen, H. Haas, J. S. Thompson, E. G. Larsson, M. D. Renzo, W. Tong, P. Zhu, X. Shen, H. V. Poor, and L. Hanzo, "On the road to 6g: Visions, requirements, key technologies, and testbeds," *IEEE Communications Surveys & Tutorials*, vol. 25, no. 2, pp. 905–974, 2023.
- [2] H. Pennanen, T. Hänninen, O. Tervo, A. Tölli, and M. Latva-Aho, "6g: The intelligent network of everything," *IEEE Access*, vol. 13, pp. 1319–1421, 2025.
- [3] J. Chen, X. Liang, J. Xue, Y. Sun, H. Zhou, and X. Shen, "Evolution of ran architectures toward 6g: Motivation, development, and enabling technologies," *IEEE Communications Surveys & Tutorials*, vol. 26, no. 3, pp. 1950–1988, 2024.
- [4] J. Baranda, M. Caus, L. Blanco, C. J. Vaca-Rubio, E. Zeydan, K. Dev, Z. Li, and T. DeCola, "On the architectural split and radio intelligence controller placement in integrated o-ran-enabled non-terrestrial networks," *arXiv preprint arXiv:2507.02680*, July 2025.
- [5] C. T. Nguyen, Y. M. Saputra, N. V. Huynh, T. N. Nguyen, D. T. Hoang, D. N. Nguyen, V.-Q. Pham, M. Voznak, S. Chatzinotas, and D.-H. Tran, "Emerging technologies for 6g non-terrestrial-networks: From academia to industrial applications," *IEEE Open Journal of the Communications Society*, vol. 5, pp. 3852–3885, 2024.
- [6] S. T. Shah, R. M. Sohaib, M. A. Shawky, P. Yadav, and A. Almogren, "Ullc challenges in ntn: An analysis of o-ran split-function architectures," *IEEE Wireless Communications*, vol. 32, no. 3, pp. 38–44, 2025.
- [7] F. Veisi, P. B. Velloso, T. De Cola, B. Mafakheri, and S. Secci, "Non-terrestrial disaggregated ran: Prospective architectures and performance insights," *IEEE Network*, pp. 1–1, 2025.

- [8] S. Mahboob, J. Dai, A. Soysal, and L. Liu, "Transforming future 6g networks via o-ran-empowered ntms," *IEEE Communications Magazine*, vol. 63, no. 3, pp. 76–82, 2025.
- [9] J. Choi, B. Li, B. Al Homssi, J. Park, and S.-L. Kim, "Spectrum sharing through marketplaces for o-ran based non-terrestrial and terrestrial networks," *IEEE Internet of Things Magazine*, vol. 7, no. 5, pp. 128–134, 2024.
- [10] "Deployments of o-ran-based non-terrestrial networks," Tech. Rep. White Paper, O-RAN Alliance, Feb. 2025.
- [11] O. R. Alliance, "O-ran: Towards an open and smart ran," *White paper*, vol. 19, 2018.
- [12] J. Wang, H. Roy, and C. Kelly, "Openran: the next generation of radio access networks," *Telecom Infra Project*, vol. 57, 2019.
- [13] L. Bonati, M. Polese, S. D'Oro, S. Basagni, and T. Melodia, "Open, programmable, and virtualized 5g networks: State-of-the-art and the road ahead," *Computer Networks*, vol. 182, p. 107516, 2020.
- [14] M. Polese, L. Bonati, S. D'Oro, S. Basagni, and T. Melodia, "Understanding o-ran: Architecture, interfaces, algorithms, security, and research challenges," *IEEE Communications Surveys & Tutorials*, vol. 25, no. 2, pp. 1376–1411, 2023.
- [15] M. Wani, M. Kretschmer, B. Schröder, A. Grebe, and M. Rademacher, "Open ran: A concise overview," *IEEE Open Journal of the Communications Society*, vol. 6, pp. 13–28, 2025.
- [16] B. Agarwal, R. Irmer, D. Lister, and G.-M. Muntean, "Open ran for 6g networks: Architecture, use cases and open issues," *IEEE Communications Surveys & Tutorials*, pp. 1–1, 2025.
- [17] M. Hosseinian, J. P. Choi, S.-H. Chang, and J. Lee, "Review of 5g ntn standards development and technical challenges for satellite integration with the 5g network," *IEEE Aerospace and Electronic Systems Magazine*, vol. 36, no. 8, pp. 22–31, 2021.
- [18] M. El Jaafari, N. Chuberre, S. Anjuere, and L. Combelles, "Introduction to the 3gpp-defined ntn standard: A comprehensive view on the 3gpp work on ntn," *International Journal of Satellite Communications and Networking*, vol. 41, no. 3, pp. 220–238, 2023.
- [19] J. Deng, F. Benkhelifa, and M.-S. Alouini, "Orthogonality analysis in lora uplink satellite communications affected by doppler effect," *IEEE Trans. Aersp. Electron. Syst.*, pp. 1–15, Jun. 2025. Early Access.
- [20] X. Lin, S. Rommer, S. Euler, E. A. Yavuz, and R. S. Karlsson, "5g from space: An overview of 3gpp non-terrestrial networks," *IEEE Communications Standards Magazine*, vol. 5, no. 4, pp. 147–153, 2021.
- [21] J. Wigard, E. Juan, J. Stanczak, M. Lauridsen, A. Marcone, S. Hoppe, A. Ahmadzadeh, A. Masri, and D.-H. Tran, "Ubiquitous 6g service through non-terrestrial networks," *IEEE Wireless Communications*, vol. 30, no. 6, pp. 12–18, 2023.
- [22] M. M. Saad, M. A. Tariq, M. T. R. Khan, and D. Kim, "Non-terrestrial networks: An overview of 3gpp release 17 & 18," *IEEE Internet of Things magazine*, vol. 7, no. 1, pp. 20–26, 2024.
- [23] M. Rihan, T. Düe, M. Vakili, D. Wübben, and A. Dekorsy, "Ran functional split options for integrated terrestrial and non-terrestrial 6g networks," in *2023 11th International Japan-Africa Conference on Electronics, Communications, and Computations (JAC-ECC)*, pp. 152–158, IEEE, 2023.
- [24] M.-I. Corici, F. Eichhorn, R. Bless, M. Gundall, D. Lindenschmitt, B. Bloessl, M. Petrova, L. Wimmer, R. Kreuch, T. Magedanz, and H. D. Schotten, "Organic 6g networks: Vision, requirements, and research approaches," *IEEE Access*, vol. 11, pp. 70698–70715, 2023.
- [25] Ericsson, "Massive mimo handbook 2024," Tech. Rep. Extended third edition, Ericsson, 2024. Accessed: 2025-06-02.
- [26] Huawei, "5g power whitepaper," tech. rep., Huawei, 2019. Accessed: 2025-06-02.
- [27] A. U. Haq, S. S. Sefati, S. J. Nawaz, A. Mihovska, and M. J. Beliatas, "Need of uavs and physical layer security in next-generation non-terrestrial wireless networks: Potential challenges and open issues," *IEEE Open Journal of Vehicular Technology*, vol. 6, pp. 554–595, Jan 2025.
- [28] DJI, "Matrice 350 RTK." Accessed: Jun 02, 2025.
- [29] DJI, "DJI Flycart 30." Accessed: Jun 02, 2025.
- [30] DAGONG, "DG-M20." Accessed: Jun 02, 2025.
- [31] Stratospheric Platforms, "Technology." Accessed: Jun 02, 2025.
- [32] 3rd Generation Partnership Project (3GPP), "System architecture for the 5g system (5gs)," Tech. Rep. TS 23.501 V19.3.0, 3rd Generation Partnership Project (3GPP), Mar 2025. Release 19.
- [33] 3rd Generation Partnership Project (3GPP), "Telecommunication management; network sharing; concepts and requirements," Tech. Rep. TS 32.130 V19.0.0, 3rd Generation Partnership Project (3GPP), Mar 2025. Release 19.
- [34] L. M. Larsen, A. Checko, and H. L. Christiansen, "A survey of the functional splits proposed for 5g mobile crosshaul networks," *IEEE Communications Surveys & Tutorials*, vol. 21, no. 1, pp. 146–172, 2018.
- [35] O. Andersson and O. Andersson, "Functional splits: the foundation of an open 5g ran," *5G Technology World*, 2021.
- [36] S.-H. Park, O. Simeone, O. Sahin, and S. S. Shitz, "Fronthaul compression for cloud radio access networks: Signal processing advances inspired by network information theory," *IEEE Signal Processing Magazine*, vol. 31, no. 6, pp. 69–79, 2014.
- [37] J. Lee, H. W. Kim, J.-G. Ryu, Y. B. Zikria, B. C. Jung, and H. Yu, "O-ran based ntn architecture: Open ntn concept and optimization of power allocation and fronthaul compression," *IEEE Transactions on Aerospace and Electronic Systems*, 2025.
- [38] T. Zhang, X. Sun, and C. Wang, "On optimizing the divergence angle of an fso-based fronthaul link in drone-assisted mobile networks," *IEEE Internet of Things Journal*, vol. 9, no. 9, pp. 6914–6921, 2021.
- [39] Ericsson AB, *Massive MIMO Handbook: Guiding the Industry on How to Make the Best Use of Massive MIMO*. Ericsson AB, second edition ed., 2023. Extended Version.
- [40] Y. Hokazono, H. Kohara, Y. Kishiyama, and T. Asai, "Extreme coverage extension in 6g: Cooperative non-terrestrial network architecture integrating terrestrial networks," in *2022 IEEE Wireless Communications and Networking Conference (WCNC)*, pp. 138–143, IEEE, 2022.
- [41] R. J. Pousa, G. T. Nguyen, R. Bassoli, and F. H. Fitzek, "Road to dynamic functional split in radio access networks," in *2024 IEEE 22nd Mediterranean Electrotechnical Conference (MELECON)*, pp. 844–849, IEEE, 2024.
- [42] M. Polese, M. Dohler, F. Dressler, M. Erol-Kantarci, R. Jana, R. Knopp, and T. Melodia, "Empowering the 6g cellular architecture with open ran," *IEEE Journal on Selected Areas in Communications*, vol. 42, no. 2, pp. 245–262, 2024.
- [43] A. Farajzadeh, A. Yadav, and H. Yanikomeroglu, "Federated learning in ntn: Design, architecture, and challenges," *IEEE Communications Magazine*, vol. 63, no. 6, pp. 26–33, 2025.
- [44] J. Deng, H. Zhou, and M.-S. Alouini, "Distributed coordination for heterogeneous non-terrestrial networks," *arXiv preprint arXiv:2502.17366*, 2025.
- [45] H. Hojeij, M. Sharara, S. Hoteit, and V. Vèque, "Dynamic placement of o-cu and o-du functionalities in open-ran architecture," in *2023 20th Annual IEEE International Conference on Sensing, Communication, and Networking (SECON)*, pp. 330–338, IEEE, 2023.
- [46] "Study on enhancement of management data analytics (mda)," Tech. Rep. TR 28.809 V17.0.0, 3rd Generation Partnership Project (3GPP), Mar. 2021. Release 17.
- [47] S. Marinova and A. Leon-Garcia, "Intelligent o-ran beyond 5g: Architecture, use cases, challenges, and opportunities," *IEEE Access*, vol. 12, pp. 27088–27114, 2024.
- [48] GSMA, "Infrastructure sharing: An overview," Feb 2025. Accessed: Jun 02, 2025.
- [49] M. A. Habib, H. Zhou, P. E. Iturria-Rivera, Y. Ozcan, M. Elsayed, M. Bavand, R. Gaigalas, and M. Erol-Kantarci, "Machine learning-enabled traffic steering in o-ran: A case study on hierarchical learning approach," *IEEE Communications Magazine*, vol. 63, no. 1, pp. 100–107, 2025.
- [50] N. Ghafouri, J. S. Vardakas, K. Ramantas, and C. Verikoukis, "A multi-level deep ri-based network slicing and resource management for o-ran-based 6g cell-free networks," *IEEE Transactions on Vehicular Technology*, vol. 73, no. 11, pp. 17472–17484, 2024.
- [51] X. You, Y. Huang, S. Liu, D. Wang, J. Ma, C. Zhang, H. Zhan, C. Zhang, J. Zhang, Z. Liu, J. Li, M. Zhu, J. You, D. Liu, Y. Cao, S. He, G. He, F. Yang, Y. Liu, J. Wu, J. Lu, G. Li, X. Chen, W. Chen, and W. Gao, "Toward 6g TKμ extreme connectivity: Architecture, key technologies and experiments," *IEEE Wireless Communications*, vol. 30, no. 3, pp. 86–95, 2023.
- [52] O-RAN Alliance, "O-ran architecture description," Tech. Rep. O-RAN.WG1.O-RAN-Architecture-Description-v04.00, O-RAN Alliance, July 2022. Accessed: 2025-05-31.

- [53] A. A. R. Alsaeedy and E. K. P. Chong, "A survey of mobility management in non-terrestrial 5g networks: Power constraints and signaling cost," *IEEE Access*, vol. 12, pp. 107529–107551, 2024.
- [54] "Solutions for nr to support non-terrestrial networks (ntn)," Tech. Rep. TR 38.821 V16.0.0, 3rd Generation Partnership Project (3GPP), Dec. 2019. Release 16.
- [55] E. Baena, P. Testolina, M. Polese, D. Koutsonikolas, J. Jornet, and T. Melodia, "Space-o-ran: Enabling intelligent, open, and interoperable non terrestrial networks in 6g," 2025.
- [56] P. Charatsaris, M. Diamanti, E. Stai, A. Zafeiropoulos, and S. Papavasiliou, "From ground to orbit: A reliable ai framework for unified network management," *IEEE Communications Standards Magazine*, pp. 1–1, 2025.
- [57] Q. Wang, S. Chen, C. Yang, Z. Li, Y. Wang, and T. Chen, "Minimizing energy and latency in leos-assisted open ran architecture toward ai of things," *IEEE Internet of Things Journal*, vol. 12, no. 11, pp. 16813–16828, 2025.
- [58] X. Wu, Y. Wang, J. Farooq, and J. Chen, "Llm-driven agentic ai approach to enhanced o-ran resilience in next-generation networks," *Authorea Preprints*, 2025.
- [59] Y. Tang, U. C. Srinivasan, B. J. Scott, O. Umealor, D. Kevogo, and W. Guo, "End-to-end edge ai service provisioning framework in 6g oran," *arXiv preprint arXiv:2503.11933*, 2025.
- [60] O-RAN Alliance, "Research report on cross-domain ai." White paper, O-RAN Alliance, May 2024.
- [61] H. Al-Hraishawi, M. Alsenwi, J. Ur Rehman, E. Lagunas, and S. Chatzinotas, "Digital twin for enhanced resource allocation in 6g non-terrestrial networks," *IEEE Communications Magazine*, vol. 63, no. 3, pp. 47–53, 2025.
- [62] 5G Automotive Association (5GAA), "Non-terrestrial networks (ntn) and road alert services (ras) - technical report." <https://5gaa.org/content/uploads/2024/09/5gaa-ntn-ras-technical-report.pdf>, 2024. Accessed: 2025-06-23.
- [63] O-RAN Alliance, "O-ran enabling 5g private networks." White paper, O-RAN Alliance, May 2025. Available at <https://www.o-ran.org/oran-ecosystem-resources/o-ran-enabling-5g-private-networks> (accessed Jun 2025).
- [64] K. Alam, M. A. Habibi, M. Tammen, D. Krummacker, W. Saad, M. D. Renzo, T. Melodia, X. Costa-Pérez, M. Debbah, A. Dutta, and H. D. Schotten, "A comprehensive tutorial and survey of o-ran: Exploring slicing-aware architecture, deployment options, use cases, and challenges," *arXiv preprint arXiv:2405.03555*, May 2024.