

DIARYPLAY: AI-Assisted Authoring of Interactive Vignettes for Everyday Storytelling

Jiangnan Xu
 jiangnan.xu@tuni.fi
 Rochester Institute of Technology
 West Henrietta, New York, United States

Haeseul Cha
 jjchs1@kaist.ac.kr
 KAIST
 Daejeon, Korea, Republic of

Gosu Choi
 coregosu1227@gmail.com
 KAIST
 Daejeon, Korea, Republic of

Gyu-cheol Lee
 gc.lee@kt.com
 Korea Telecom
 Seoul, Korea, Republic of

Yeo-Jin Yoon
 yjin.yun@kt.com
 Korea Telecom
 Seoul, Korea, Republic of

Zucheul Lee
 polelee@kt.com
 Korea Telecom
 Seoul, Korea, Republic of

Konstantinos Papangelis
 kxpigm@g.rit.edu
 Rochester Institute of Technology
 Rochester, New York, United States

Dae Hyun Kim
 dhkim16@yonsei.ac.kr
 Department of Computer Science and Engineering, Yonsei University
 Seoul, Korea, Republic of

Juho Kim
 juho@juhokim.com
 School of Computing, KAIST
 Daejeon, Korea, Republic of

(a) Interactive Vignette Authoring Component

Text Story
 My friend Julie helped me make a new Indonesian dish. We had dinner together. Then, Jack practiced his guitar and Julie sang a new song she had been practicing.

Environment
 oven [Generate] Add to environment

Characters
 PC NPC1 NPC2
 Name: Jack Age: 28 Personality: supportive
 Social Role: room mate Current Mood: happy Language Style: says "umm" a lot
 Description: He loves music, and likes to keep things organized.
 Suggestions: Try to talk with this NPC
 Me: Jack, I feel so stressed lately with exams.
 NPC: Hey Kelly, don't worry too much. Anything I can do to help?
 Enter your message

Events

PC	NPC1	NPC2
Cooking Indon	Having dinner	Singing a new
Helping with co	Having dinner	Practicing guit
	1-kitchen-table	

(b) Interactive Vignette Viewing Component

Viewer
 My friend Julie helped me make a new Indonesian dish. We had dinner together. Then, Jack practiced his guitar and Julie sang a new song she had been practicing.

Interactive Vignette
 Player Character
 Non-Player Characters

cooking dinner
 Julie: helping with cooking
 Jack: reading a book

Me: How much spice should I put?
 Julie: Just a pinch or to taste!

Enter your message to... Julie Send

Figure 1: DIARYPLAY assists everyday storytellers in creating interactive vignettes. It contains two components: (a) The Interactive Vignette Authoring Component, which guides the everyday storyteller (author) to complete and refine the interactive vignette elements through surfacing the gap between what is captured by the natural language story input and the information requirements for an interactive vignette, (b) The Interactive Vignette Viewing Component, which enables the viewer to take on the role of the main character (player character; PC) to follow the author-defined storyline or engage in divergent activities within the environment, and plan non-player characters' (NPCs) behaviors in response to the viewer's interactions.

Abstract

An *interactive vignette* is a popular and immersive visual storytelling approach that invites viewers to role-play a character and influences the narrative in an interactive environment. However, it has not been widely used by everyday storytellers yet due to authoring complexity, which conflicts with the immediacy of everyday storytelling. We introduce DIARYPLAY, an AI-assisted authoring system for interactive vignette creation in everyday storytelling. It takes a natural language story as input and extracts the three core elements of an interactive vignette (environment, characters, and events), enabling authors to focus on refining these elements instead of constructing them from scratch. Then, it automatically transforms the single-branch story input into a branch-and-bottleneck structure using an LLM-powered narrative planner, which enables flexible viewer interactions while freeing the author from multi-branching. A technical evaluation (N=16) shows that DIARYPLAY-generated character activities are on par with human-authored ones regarding believability. A user study (N=16) shows that DIARYPLAY effectively supports authors in creating interactive vignette elements, maintains authorial intent while reacting to viewer interactions, and provides engaging viewing experiences.

CCS Concepts

• **Human-centered computing** → **Empirical studies in HCI; Interactive systems and tools.**

Keywords

Interactive Storytelling, Everyday Storytelling, Interactive Vignette, Role-Playing, Authoring System, Human-AI Collaboration, Large Language Model

ACM Reference Format:

Jiangnan Xu, Haeseul Cha, Gosu Choi, Gyu-cheol Lee, Yeo-Jin Yoon, Zucheul Lee, Konstantinos Papangelis, Dae Hyun Kim, and Juho Kim. 2018. DIARYPLAY: AI-Assisted Authoring of Interactive Vignettes for Everyday Storytelling. In *Proceedings of Make sure to enter the correct conference title from your rights confirmation email (Conference acronym 'XX)*. ACM, New York, NY, USA, 18 pages. <https://doi.org/XXXXXXXX.XXXXXXX>

1 Introduction

People are *everyday storytellers*, who express and share narratives based on their daily moments with their acquaintances, friends,

Permission to make digital or hard copies of all or part of this work for personal or classroom use is granted without fee provided that copies are not made or distributed for profit or commercial advantage and that copies bear this notice and the full citation on the first page. Copyrights for components of this work owned by others than the author(s) must be honored. Abstracting with credit is permitted. To copy otherwise, or republish, to post on servers or to redistribute to lists, requires prior specific permission and/or a fee. Request permissions from permissions@acm.org.
Conference acronym 'XX, June 03–05, 2018, Woodstock, NY

© 2018 Copyright held by the owner/author(s). Publication rights licensed to ACM.
ACM ISBN 978-1-4503-XXXX-X/18/06
<https://doi.org/XXXXXXXX.XXXXXXX>

and family. Everyday storytelling is an intrinsic part of human nature [30], and with the rise of digital media, its forms have expanded beyond in-person verbal narration to digital storytelling, gaining widespread popularity [11, 24]. The essence of everyday storytelling lies not in presenting meticulously crafted narratives but in their immediacy [54], creating content with minimal curation and editing [72] so everyday storytellers can engage with the viewers in-the-moment.

With the rise of digital media, *interactive vignettes*—a form of visual storytelling that enables the viewer to control a character and actively participate in the story by interacting with the characters and the objects (e.g., interactive drama [48, 67], role-playing video games [20, 47])—have gained popularity as an immersive storytelling medium [25, 35]. This rise in popularity has led to multiple tools and user-generated content platforms for supporting interactive vignette authoring (e.g., RPGMaker [28], Unity [69], and Roblox Studio [60]). Yet, the use of these tools has been limited to professional media designers and storytellers and has not been widely adopted by everyday storytellers.

Despite their potential to engage viewers [25, 35, 62], why haven't everyday storytellers widely adopted the creation of interactive vignettes? Literature highlights the high technical demands (e.g., scene design, character behavior scripting, and event branching) and time-intensive nature of authoring interactive vignettes [3, 5, 26, 63], which can conflict with the immediacy inherent in everyday storytelling. Recent advancements in large language models (LLMs) have demonstrated technical potential to generate interactive narratives through text stories [38, 39, 80], but authors struggle to express their intent just by prompting [37, 45]. Through a formative study with 13 participants (Section 3), we validated the motivation for creating interactive vignettes in everyday storytelling and identified storytellers' desired outcomes. Building on these insights, we propose two key design goals for an interactive vignette authoring system in everyday storytelling: (1) automatically transform a single-branch story into a multi-branch structure, and (2) enable authors to refine system-generated content to align with their intent.

Based on the design goals, we introduce DIARYPLAY (Figure 1), an AI-assisted authoring system for interactive vignette creation. It takes a natural language text story as input and outputs an interactive vignette that offers a guided yet explorable narrative experience, where the viewer controls the main character (player character; PC) to perform activities by interacting with objects in the environment, watch other characters (non-player characters; NPCs) perform activities, and engage in conversations with NPCs. The authoring system comprises two main components: (1) The *Interactive Vignette Authoring Component*, which assists the author to complete the three key elements (environment, characters, and events) to reach the interactive vignette specification, guiding the author to modify and refine the details based on the system generation.

(2) The *Interactive Vignette Viewing Component*, which unfolds the interactive vignette by enlivening the characters and responding to viewer interactions (PC activities and dialogues). To react to viewer interactions, we introduce the Controlled Divergence (CD) module, which dynamically plans NPC behaviors and provides guidance cues for the PC. The CD module enables a new mode of interactive narrative authoring by supporting multi-branching narratives without requiring authors to predefine multiple branches, while preserving authorial intent through predefined character personas and the story’s logical constraints.

To validate the quality of system-generated NPC activities as a core component of the CD module, we conducted a preliminary technical evaluation (N=16, Section 5) using the metric of believability, a widely accepted standard for assessing character behaviors in interactive narratives [14, 23, 42]. The preliminary technical evaluation results demonstrate that the system-generated character activities were comparable in believability to human-authored ones. To assess the practical impact of DIARYPLAY in assisting everyday storytellers with interactive vignette authoring and delivering the viewing experience, we conducted a user study (N=16, Section 6). Results showed that DIARYPLAY effectively supported authors in generating interactive vignette elements from their input stories. Though system-generated content did not always satisfy, it provided a strong foundation that can be further refined through an intuitive authoring interface. Moreover, the resulting interactive vignettes provided engaging viewer experiences, enabling flexible yet guided viewer interactions. Overall, DIARYPLAY met everyday storytellers’ expectations by supporting the creation of engaging interactive vignettes with immediacy (within 20 minutes) and low effort (without requiring multi-branch crafting or building the interactive vignette elements from scratch). As Figure 9 illustrates, the interactive vignette format is particularly suited for stories with a sequence of events, due to its dynamic nature and the opportunity for viewer participation, opening up new possibilities in everyday storytelling beyond traditional media (e.g., text, image, video).

In summary, this paper makes the following contributions:

- DIARYPLAY, an end-to-end AI-assisted interactive vignette authoring system for everyday storytelling.
- Controlled Divergence module (CD module), an LLM-powered narrative planner that can plan NPC behaviors and provide PC cues that react to viewer interactions in real-time, allowing divergent events but still controlling them to align with the author-intended storyline.
- Empirical findings from a user study with 16 participants show that DIARYPLAY effectively assists in creating interactive vignettes and delivers intelligible and engaging viewing experiences.

2 Related Work

Our work is related to three main areas of research: (1) interactive vignette authoring, (2) AI assistance in building multi-branch narratives, and (3) LLM-powered believable characters in storytelling.

2.1 Interactive Vignette Authoring

In interactive digital storytelling, role-playing [53] is a widely used approach that allows viewers to control a character and interact with other characters and objects within the story. Role-playing

fosters deep immersion and empathy [25, 35], resulting in memorable and impactful storytelling experiences [62]. Our work specifically focuses on role-playing visual storytelling, excluding purely text-based interactive narratives [70, 76]. We adopt the term *interactive vignette* to describe a genre of visual storytelling media that integrates role-playing within an interactive environment, as seen in interactive drama [27, 48, 67, 71] and role-playing games (RPGs) [20, 47, 49]. Our work adopts the framework proposed by Zhao et al. [80], which defines an interactive vignette through three core elements: environment, characters, and events.

Traditionally, creating interactive vignettes has been considered resource-intensive and time-consuming [18, 38, 56, 63]. Authoring tools like Unity [69] and RPGMaker [28] require creators to conceptualize assets, design or source visual representations, manage interactions, and carefully script narrative events. To this end, while user-generated storytelling content is gaining popularity on social media (e.g., vlogs, blogs, etc.), interactive vignette creation has not been widely embraced by everyday storytellers.

Recent advancements in generative AI, particularly LLMs, have significantly streamlined the creation of various elements in digital storytelling, including role-play chatbots [39, 65, 80], interactive objects [78], interactive scenes [8], autonomous characters [52], and narrative beats [38]. AI-assisted authoring tools now enable content generation from natural language inputs, such as descriptive prompts, dialogue, or text stories. These tools demonstrate the technical feasibility of reducing the complexity traditionally associated with the authoring process. However, researchers have also raised concerns that AI-generated content may diminish author agency [19]. To address this, human-in-the-loop storytelling systems like PatchView [12] and FairyTailor [4] combine AI automation with human modifications, ensuring that authors retain creative control while benefiting from AI-generated assistance. Building on this human-AI collaborative approach, our work leverages LLM-driven generation to reduce the authoring burden of interactive vignettes while maintaining author agency.

2.2 AI Assistance in Building Multi-branch Interactive Narratives

Interactive storytelling systems adopt different narrative structures to balance authorial control and viewer interactions [36]. Single-branch narratives follow a strictly linear progression where all users experience the same story as the author designed. Multi-branch narratives, in contrast, allow users to make divergences that lead to different narrative paths. However, multi-branching does not necessarily mean multiple endings. Some structures allow divergence while eventually converging back to a shared storyline. A common approach to mitigating the complexity of fully branching narratives is the *branch-and-bottleneck structure* [57], where narratives temporarily diverge based on viewer decisions but later realign at predefined points. Other multi-branch structures include the parallel path model, where different branches run alongside each other with limited crossover, and the loop-and-grow model, where choices influence character development while keeping the core narrative intact. These structural considerations are crucial for designing interactive vignettes that maintain the coherence of an authored story while enabling meaningful viewer participation.

Interactive vignettes foster viewer engagement by allowing them to explore and influence the narrative’s progression [38]. However, this introduces the challenge of ensuring that the narrative dynamically reacts to viewer interactions while maintaining a coherent narrative [3, 58]. Since authors are not present when the story unfolds, they must predefine a narrative structure that accounts for various viewer interactions, often requiring a multi-branch storytelling approach.

According to Kumaran et al. [38], there are two primary approaches to enabling multi-branch storytelling. The first approach represents interactive narratives as story graphs, where story states are connected through causal edges, allowing a story runtime component to track and control narrative progression. For instance, the interactive storytelling authoring system StoryTec [22] requires authors to specify conditions and actions for each narrative branch, while art-E-fact [43] relies on constructing a narrative graph to define multiple branching paths. AI-assisted storytelling tools such as GENEVA [41] and Spindle [9] support authors in constructing multi-branch narratives during the authoring phase. The second approach allows the story runtime component to revise narrative elements dynamically as the story unfolds. For example, StoryVerse [73] integrates LLM-driven character simulation with a high-level authorial structure called abstract acts, enabling authors to guide narrative progression while allowing characters to adapt dynamically to an evolving game world. While StoryVerse demonstrates the potential of using LLMs to generate emergent narratives at runtime, it restricts authorial input to defining key conflicts or turning points rather than allowing authors to provide a complete story as input. Similarly, Façade [46] provides AI assistance by dynamically selecting and sequencing pre-authored narrative branches (behavior trees) in response to player interactions, ensuring a coherent storyline.

However, everyday storytellers, who are often non-experts, are typically accustomed to single-branch storytelling, and the requirement to conceptualize multi-branch narratives can contradict their natural storytelling habits, making the authoring process challenging [33, 64]. To address this, we aim to develop an implicit approach that transforms single-branch stories into interactive narratives without requiring authors to manually craft multiple branching paths [64].

NarrativeGenie [38] represents an initial attempt at leveraging LLMs to generate narrative structures dynamically during runtime. It creates a partially ordered sequence of events based on an author’s high-level story description and uses an LLM-based pipeline to select and reorder events in response to viewer interactions. However, in everyday storytelling, event sequence plays a crucial role in preserving the author-intended temporal flow [40]. Therefore, we aim to explore a story runtime-generated emergent narrative that maintains the authored story’s progression while enabling emergent narratives[2] to react to dynamic viewer interactions.

2.3 LLM-powered Believable Characters in Storytelling

Virtual characters, such as NPCs in games, are designed to interact with users and simulate real-life behaviors within digital environments. To create engaging and immersive experiences, *believability*

has been set as a central design goal [52], meaning characters should exhibit lifelike behaviors, make decisions autonomously, and respond naturally to evolving scenarios [6, 68].

A well-defined persona serves as the foundation for character believability [1, 42, 44]. While traditional methods rely on explicitly defined attributes, recent innovations explore conversation-based character construction, where authors engage in LLM-simulated conversations with characters to support character construction [56]. Beyond initial character construction, a character architecture is necessary to sustain character interactions and ensure that responses remain consistent with the persona. The generative agent framework [52] offers a memory-based approach where characters perceive their environment, store experiences in a memory stream, and retrieve relevant memories to inform future actions, long-term planning, and reflective reasoning. This allows characters to dynamically adapt to new situations while preserving consistency with their persona. Our work would extend from this to explore the believable characters in a narrative who need to behave and align with the intended storyline by the author [45, 75].

While existing work primarily focuses on the importance of persona consistency [77], in storytelling, we argue that believable character behaviors should also ensure the narrative’s logical coherence [59]. However, persona consistency and narrative coherence might conflict in a narrative planning [59, 74]. For instance, if a character is portrayed as a person who loves traveling and is set in the storyline to “work hard for a final exam” as a future activity, their behavior becomes less believable if they are shown engaging in a “go on a road trip.” Because it might disrupt the logical flow of the narrative, even if their activity remains consistent with their persona. To address this issue, our work proposes a character activity planning approach that considers both the character’s persona consistency as well as narrative coherence.

3 Formative Interview

To understand everyday storytellers’ authoring motivations, desired outcomes, and authoring supports needed in creating interactive vignettes, we conducted an IRB-approved formative interview.

3.1 Participants

We recruited 13 participants through online communities within *<Anonymized Institute>*. To capture the potential target users of interactive vignette authoring systems, we screened that the participants perform everyday storytelling in digital formats (e.g., writing blogs, editing vlogs, creating photo storyboards) at least once a week. The study lasted roughly 1.5 hours in-person, and the participants received 22,000 KRW (\approx 17 USD) as compensation.

3.2 Procedure

After a brief introduction, we began the first part of the semi-structured interview, which aimed to explore the everyday storytellers’ motivations for creating interactive vignettes. To minimize potential biases, we first introduced various modalities of everyday storytelling (text, images, videos) and asked participants to discuss each modality from both the viewer’s and the author’s perspectives.

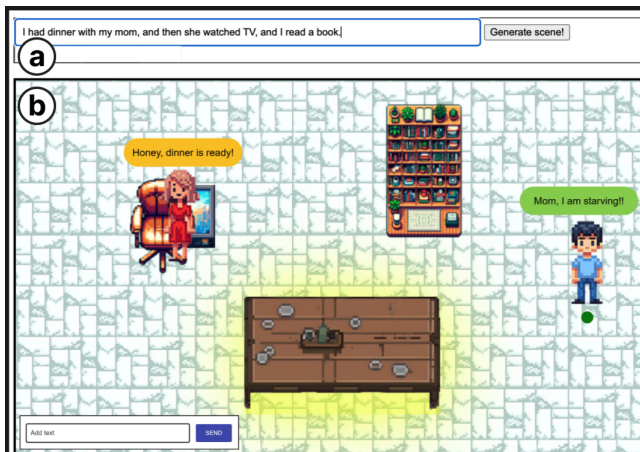


Figure 2: User interface of the research probe. (a) text story input box. (b) display of automated output featuring objects mentioned in the story and characters acting on events, as well as a simple chat feature.

From the author’s perspective, we inquired about their motivations for authoring and their expected outcomes for an interactive vignette, assuming they would have adequate authoring supports.

In the second half of the interview, we shifted focus to the participants’ expectations for an interactive vignette authoring system. To ground the discussion in concrete examples, we asked participants to interact with a research probe (Figure 2) we developed. This probe uses an LLM to automatically convert short text stories into scenes with objects and characters mentioned in the story. The goal of the second half was to gather more specific insights about what an ideal output of an interactive vignette authoring system would look like for everyday storytellers, as well as to understand where the authoring system could assist authors in their creative process.

For the analysis of the collected data, we conducted an open coding [31] on the interview transcripts and observation notes, identifying themes and consolidating them through iterative discussions. We include further descriptions of the research probe and the study protocol in the Supplementary Material.

3.3 Results and Design Goals

Through the formative interview, we identified not only opportunities but also design goals for an interactive vignette authoring system.

3.3.1 Authoring Motivations and Desired Outcome. Participants indicated strong desires to create an interactive vignette in everyday storytelling. They particularly valued the role-playing and interactive aspects, which allowed them to “actively engage the viewers in the character’s position and presence in the story” (P7). At the same time, they perceived the complexity of authoring interactive vignettes and emphasized the need for a “low-effort” and “not time-consuming” process, reaffirming the importance of immediacy in everyday storytelling. As P8 noted, “Everyday storytelling should be a lightweight task, not too time-consuming or laborious.”

Regarding the desired outcome of the interactive vignette, participants’ descriptions concurred with prior work on the three key elements required for interactive vignettes: environment, characters, and events [80]. However, the outcome of the research probe dissatisfied participants, and they described their desired interactive vignette outcome. Regarding the *environment*, most participants (11/13) preferred an object-rich design (e.g., “sandbox environment like RPGs,” P9) rather than sparse, activity-associated objects randomly positioned. Regarding *characters*, many participants (9/13) wanted characters to resemble not only the visual representation but also demonstrate persona in their behaviors, such as mood, personality, and social relationships. Regarding *events*, all participants appreciated the ability to control the main character’s movement and observe other characters navigating the scene, as it made the media feel “immersive and vivid” (P3). Interestingly, most participants (10/13) wanted their input story to serve as a “central skeleton with key events as checkpoints” (P5). They expected the viewer can experience beyond their predefined key events, but ensuring the order of key events is preserved.

3.3.2 Design Goals. Based on users’ expectations for output interactive vignettes, we distill the design opportunities and propose two design goals for DIARYPLAY.

[DG1] Automatically transform a single-branch story into a multi-branch structure. Participants wanted to allow flexibility for viewers to engage in activities beyond their original single-branch story input, which requires a multi-branch structure to react to divergent activities. However, we found that single-branch stories were the default mental model for everyday storytellers, and manually designing an interactive, multi-branch narrative structure is challenging. P10 shared their struggle: “I tell my everyday story in only one situation (branch). Now I have to edit my story that has multiple paths, it is very difficult for me.” This reflects findings in the literature [33, 64], which suggest that non-expert storytellers often struggle to create multi-branch narratives. To address this, an automatic transformation of single-branch stories into a multi-branch structure could significantly reduce the authoring burden.

Specifically, participants expected the narrative structure both allow divergence and ensure the key events are progressed in the original order. This aligns with the branch-and-bottleneck narrative structure [57], which enables divergent events while ensuring a return to *key events*, making it a suitable framework for interactive vignettes in everyday storytelling. Specifically, we adopt a branch-and-bottleneck structure with a single starting and ending point, allowing for divergence between key events while preserving the author-intended storyline (Figure 3).

[DG2] Enable authors to refine system-generated content to align with their intent. All participants favored using natural language text stories as initial input, as it is a natural and accessible form of storytelling [51]. While they appreciated the system-generated content based on their input, they expressed a desire for “a step to modify” (P13), aligning with the human-in-the-loop concept [79].

Importantly, we found that directly transforming a natural language story into an interactive vignette is not feasible. Participants highlighted the inherent differences between text descriptions and

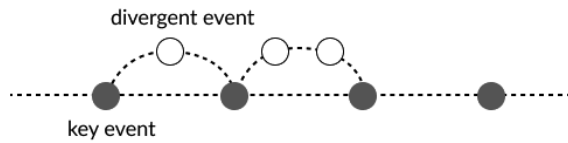


Figure 3: Illustration of the branch-and-bottleneck structure in interactive storytelling. Solid black circles represent key events that all viewers encounter, ensuring alignment with the author-intended storyline. Hollow circles represent divergent events, which offer optional or personalized paths that allow for variation in experience. Despite branching paths, the narrative converges at key events.

the specification required for interactive vignettes. Participants noted that text stories often omit character attributes, and additional information needs to be gathered about the persona and characteristics of the characters for them to behave in a believable manner [44]. In addition, text stories often lack specific details for action targets (e.g., “I cooked lunch” without specifying the object “stove”), but this is important for an interactive vignette to present the character’s activity with a certain object in the environment. Furthermore, participants suggested that the environment should include objects beyond those explicitly mentioned in the text story to maintain realism (e.g., a bedroom should naturally include a bed). As a result, the authoring system should clearly show the interactive vignette specification and assist the author in further concretizing these elements after inputting the text story.

Although fully system-generated content could not perfectly align with their intentions, participants valued the system-generated content, noting that “*changing things is easier than building from scratch*” (P4), which aligns with the “no blank canvas” concept [13]. To balance the advantages of system generation with author agency, the authoring system should allow authors to collaborate with the system, making modifications as needed.

4 The DIARYPLAY System

Based on the findings and the design goals derived from the formative interview (Section 3), we present DIARYPLAY, an AI-assisted interactive vignette authoring system designed for everyday storytellers. The system comprises two components (Figure 4): (1) the *Interactive Vignette Authoring Component*, which guides everyday storytellers to complete and refine the interactive vignette elements through surfacing the gap between what is captured by the natural language story input and the information requirements for an interactive vignette (DG2); and (2) the *Interactive Vignette Viewing Component*, which automates the delivery of the branch-and-bottleneck interactive narrative based on the interactive vignette elements defined by the author with the Interactive Vignette Authoring Component (DG1).

4.1 Interactive Vignette Elements Specification

Based on previous literature [80] and the formative interview, we use three core elements to represent interactive vignettes: *environment*, *characters*, and *events*. For each of these three core elements, we define its fields using prior literature, existing systems, as well

as what the details that the participants identified in the formative interview.

- **Environment:** The visual setup of the interactive scene in which the story unfolds. The environment includes the layout of the rooms in the scene as well as the placement of the objects. Each object in the scene is represented as its location, scale, actions characters can perform with the object, and interaction zones (i.e., where characters have to be spatially when interacting with the object (e.g., on top, in front, next to)).
- **Characters:** Persona and visuals of the player character (PC) and the non-player characters (NPCs). Based on the character generation forms in existing AI character constructions [10, 52, 56], the fields for each of the characters include the name, age, personality, social role (e.g., relationship to other characters, occupation), current mood, language style, examples of conversation snippets for the persona, and character sprites for the visuals.
- **Events:** An ordered sequence of *key events*, each of which are groups of simultaneous character activities (e.g., Kelly cooks dinner while Julie helps with cooking, Event 1 of Figure 4). Each character activity is represented as a (character, action, object) tuple, which specifies “*who* (character) *did what* (action) while *interacting with what* (object)” in the input story. The order of the key events indicates the chronological order of the events (before/after). We note that not all characters need to have an assigned activity for each key event if not specified in the input story.

The information available in the specification allows the Interactive Vignette Viewing Component to automatically generate a branch-and-bottleneck narrative structure by enlivening the NPCs who interact with the environment in a way that is consistent with the NPCs’ persona and the key events.

4.2 Interactive Vignette Authoring Component

The Interactive Vignette Authoring Component of the DIARYPLAY interacts with the author to arrive at a well-defined elements specification that the Interactive Vignette Viewing Component can use to deliver an immersive and reactive experience to the viewer. Based on DG2, the authoring component first receives a text story input from the author and utilizes the *Interactive Vignette Elements Extractor* to collaboratively define each of the elements from the input story and the author’s implicit intent. During the process, the authoring component guides authors to complete and modify the system-extracted elements on the *Authoring Interface* (Figure 5a).

4.2.1 Authoring Scenario & Interface. Here, we illustrate the authoring interface by walking through a user scenario in steps. Kelly, who enjoys sharing her daily moments with friends on social media, decides to use DIARYPLAY to create an interactive vignette.

Step 1. Input a story. Kelly begins by entering an everyday story¹ into the story input box: *My friend Julie helped me make a new Indonesian dish. We had dinner together. Then, Jack practiced his guitar and Julie sang a new song she had been practicing.* Once the system processes the input, Kelly sees three panels, displaying each of the initial extraction results of three interactive vignette elements (Figure 6a).

¹The example is collected from a pilot study.

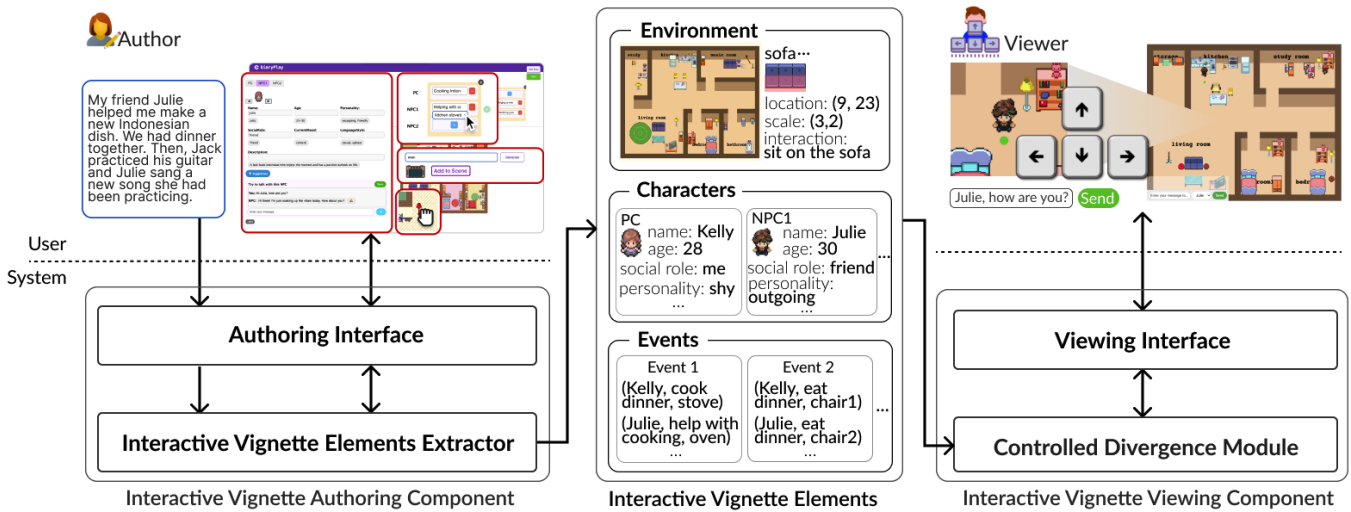


Figure 4: DIARYPLAY system overview. The Interactive Vignette Authoring Component takes the author’s text story as input, extracts core elements (environment, characters, and events), and guides the author in refining them into structured interactive vignette elements. The Interactive Vignette Viewing Component enlivens NPCs and allows the viewer to control the PC, enabling an interactive narrative experience grounded in the authored storyline.

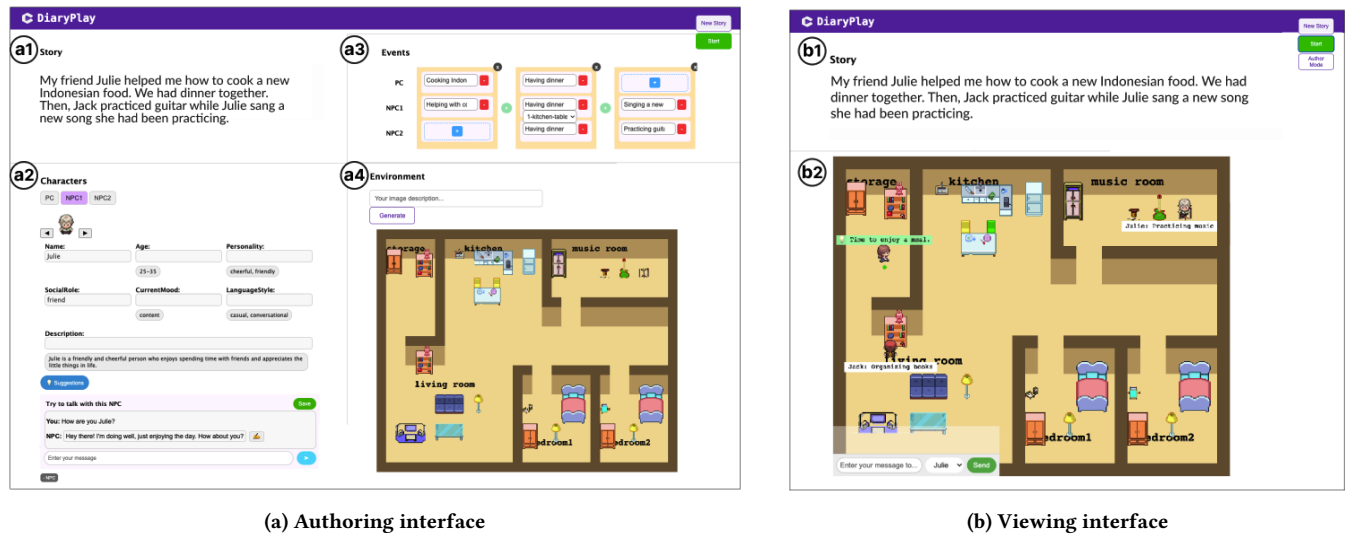


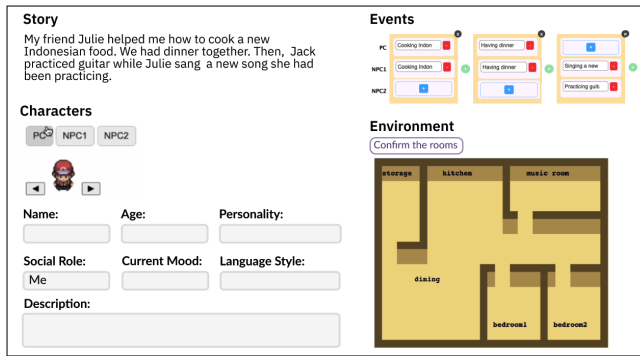
Figure 5: Authoring interface, including (a1) Text story input, (a2) Characters panel, (a3) Events panel, and (a4) Environment panel; and Viewing interface, including (b1) Text story caption and (b2) Interactive vignette.

Step 2. Review & revise room labels. Kelly decides to begin with the Environment panel, where she sees a home map layout with several empty pre-labeled rooms (e.g., “bedroom,” “kitchen”; Figure 6b). She revises the “dining” to “living room” to better align with her intended setup, then clicks the “Confirm the rooms” button to continue.

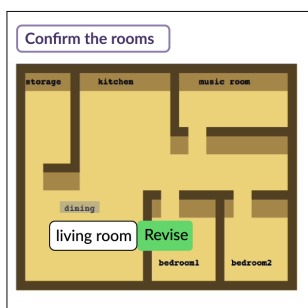
Step 3. Review & revise objects and placement. Soon, she sees the rooms automatically populated by the system (Figure 6c), including objects relevant to each room (e.g., a bed for each bedroom) and objects required for the events in the story (e.g., a guitar for Jack

to practice). To customize the environment, Kelly uses mouse drag-and-drop to reposition objects. Noticing that the living room feels crowded, she right-clicks to remove a carpet. She notices a chair is missing and then decides to add a dining chair in the kitchen, so she types “dining chair” in the input box above the map, and clicks the “Generate” button, then places the new chair in her desired location.

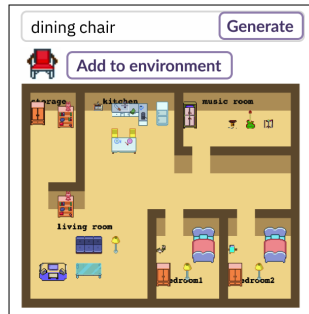
Step 4. Complete the character profiles. Next, Kelly moves to the Character Panel. She notices three tabs (Figure 6d), each representing a character from her input story: the PC, which will



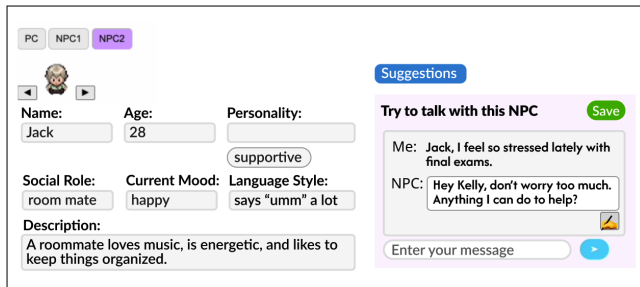
(a) Step 1: Input a story



(b) Step 2: Review & revise room labels



(c) Step 3: Review & revise objects and placement



(d) Step 4: Complete the character profiles



(e) Step 5: Refine the events with object assignment

Figure 6: Steps in the Authoring Scenario.

be controlled by the viewer; and two NPCs, her friends Julie and Jack. Each character tab includes an avatar selection and several blank fields for defining their personas. Kelly customizes the avatars by cycling through options using arrow buttons. When filling in the persona fields, she struggles to articulate Jack’s personality, so she uses the “Try to talk with this NPC” feature to simulate a

real-life conversation she had with him. After reviewing the system-generated response, she refines Jack’s dialogue to better reflect how he would actually speak. Once satisfied with the conversation sample, she clicks the “Suggestions” button and receives a suggestion bubble beneath the personality field. Agreeing with the suggestion (“supportive”), she clicks the bubble to automatically fill in the blank field.

Step 5. Refine the events with object assignment. After completing the Characters panel, Kelly navigates to the Events panel, where she finds a visual timeline of key events (Figure 6e), each containing character activities. She carefully reviews each event to verify that the system’s extracted activities align with her input story. Noticing that the system misunderstood her intent that “we had dinner” should include all three characters, not just Julie and Kelly; Kelly realizes that Jack is not included in the “having dinner” activity. To correct this, she clicks the add button (+) and types “having dinner” to add it to Jack’s activities. After making this revision, Kelly feels that the events are now now in-line with her intended story, with character activities arranged chronologically and simultaneous activities grouped within the same event. Next, to review and edit the target objects for each activity, she clicks on each activity and sees the system’s automatic assignments and opens the drop-down menu to select an object from the list.

Satisfied with the elements of the three panels, Kelly clicks the “Start” button to preview her interactive vignette (Figure 5b). If she wants to refine it further, she can click “Author mode” to continue making adjustments.

4.2.2 Interactive Vignette Elements Extractor. The Interactive Vignette Elements Extractor takes the author’s input story and initially extracts three elements – environment, characters, and events – and presents them in the corresponding panels on the Authoring Interface, where the author can review, complete, and modify them with system guidance.

Environment Building: To avoid overwhelming the authors with having to perform major edits on an already completed environment, the Interactive Vignette Elements Extractor breaks down the process into two steps, each followed by user confirmation and modification: (1) defining the environment layout and (2) populating the rooms with the objects.

To first define the environment layout, the Interactive Vignette Elements Extractor begins by using the LLM to pair the input story with the tags (e.g., residential, retail, office) on one of the layouts designed based on the urban space classification by Pissourios et al. [55]. Then, it uses the LLM again to label each of the rooms (e.g., kitchen, bedroom) based on its functionality, and asks the author for review and revision.

Once the author confirms the layout and the labels for each of the rooms, the Interactive Vignette Elements Extractor then populates each of the rooms with *necessary objects* (either event-related (e.g., guitar for Jack’s practice) or environment-related (e.g., bed in a bedroom)) using a greedy algorithm. If there is still room for additional objects, the extractor generates *decorative objects* that enhance realism (e.g., a lamp in a bedroom). The positioning of the objects is based on the LLM’s reasoning of object-object relationships (e.g., chairs close to tables), and object-room relationships

(e.g., fridges next to walls), as well as the presence of paths to the objects. Once the population of the rooms is complete, the authors can review the objects and generate, remove, or relocate objects.

For each of the objects, the system assigns possible actions and appropriate trigger zone type – where the character sprite needs to be with respect to the object to trigger an interaction – by prompting the LLM with the object’s name to reason how people typically interact with it: *on* (e.g., sleeping on a bed), *partial* (e.g., sitting on the seat portion of a sofa), *around* (e.g., sitting around a table), and *directional* (e.g., opening a fridge from the front side).

Characters Construction: Based on the interactive vignette elements specification about the characters, the extractor utilizes the LLM to analyze the characters mentioned in the story. It identifies the first-person pronoun (e.g., “I”) as the PC and other characters as NPCs. For each character, the system extracts explicitly provided persona attributes, such as names and social roles, while leaving unspecified attributes blank for the author to fill in later. Although the LLM is capable of inferring persona attributes not explicitly mentioned in the story, such as a character’s current mood from the story in our running example, we choose not to do so to avoid over-guiding the authors.

To provide a richer data reference for authoring the character attributes, the system includes a conversation simulation feature. This feature helps the author to construct the character based on concrete conversation examples with NPCs. Based on the author’s refined conversation samples, the system leverages the LLM to suggest updated persona attributes and stores the conversation as a reference for future NPC dialogue generation.

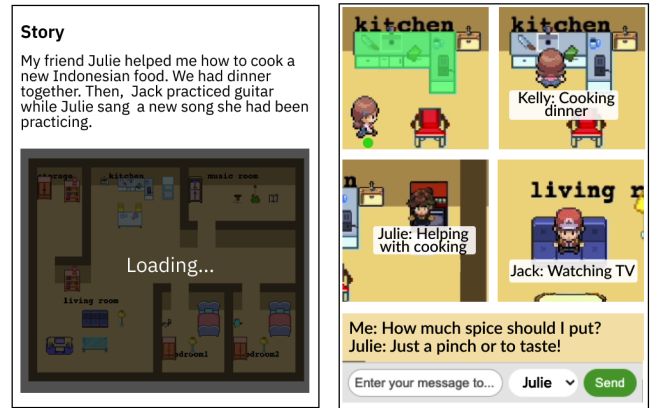
Events Scheduling: Based on the interactive vignette elements specification about the events, the extractor first prompts the LLM with the characters extracted during character construction and the input story to list the actions performed by each character, matching them to the most appropriate objects in the environment, thereby creating the (character, action, object) tuple. Next, the extractor prompts the LLM to group simultaneous activities by multiple characters into a single key event. Finally, the system asks the LLM to organize these key events into a time-ordered sequence.

4.3 Interactive Vignette Viewing Component

The Interactive Viewing Component enables the viewer to take on the role of the PC to follow the key events, engage in divergent activities within the environment, and plan NPC behaviors in response to viewer interactions. The component consists of (1) the *Viewing Interface* (Figure 5b), which presents the interactive vignette and shows the text story as a caption to the viewer, and (2) the *Controlled Divergence Module*, which automatically transforms the single-branch sequence of events in the specification into a branch-and-bottleneck narrative structure reacting to the viewer interactions (DG1).

4.3.1 Viewing Scenario & Interface. To introduce the viewing scenario and the interface, we continue with the example user scenario. Kelly sends the interactive vignette to her friend, Bob.

Step 1. Read the interactive vignette caption. Bob starts by reading the text story as a caption (Figure 7a) to get an overview of the characters and events. He learns that he will role-play as



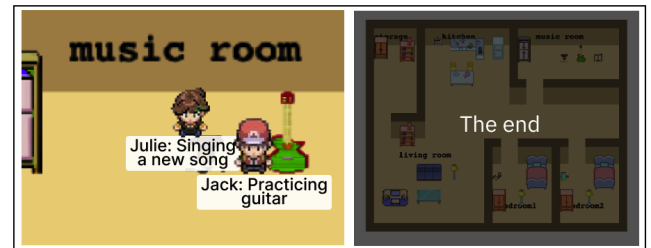
(a) Step 1: Read the interactive vignette caption

(b) Step 2: Engage with the first key event



(c) Step 3: Diverge from the key events

(d) Step 4: Return to the author-intended storyline



(e) Step 5: Complete the interactive vignette experience

Figure 7: Viewing Scenario Steps.

Kelly (the PC) and interact with two other characters, Julie and Jack (NPCs).

Step 2. Engage with the first key event. As the interactive vignette loads, Bob notices the kitchen stove top glowing (Figure 7b), signaling that an activity is about to take place at the stove. To trigger the activity, he uses the arrow keys to move the PC toward it. Upon approaching, the activity starts; Bob sees the glow disappear, and a speech bubble appears under the PC’s avatar to show the PC’s activity: “cooking dinner.” Bob then observes Julie moving in the kitchen, and her speech bubble reads: “helping with cooking.” Although the text story does not specify Jack’s activity during the cooking, Bob notices that Jack is sitting on the sofa and watching TV rather than remaining idle, giving Bob a sense of character

liveliness. As the cooking event continues, Bob engages with the interactive vignette by role-playing as Kelly and talking with Julie. He types into the message box to ask Julie, “How much spice should I add?” Julie responds, “Just a pinch or to taste!”

Step 3. Diverge from the key events. After the cooking event is done, Bob sees the chair glowing, signaling the transition to the next key event – having dinner. However, instead of moving the PC to the glowing chair (Figure 7c) immediately, Bob decides to explore the home environment further. He moves the PC to the storage room and triggers the activity “cleaning the bookshelf” at the bookshelf. Interestingly, Bob realizes Jack and Julie are not abandoning the PC to have dinner without Kelly. Instead, Bob observes that Jack and Julie are doing other activities. Jack is “organizing the wardrobe”, and Julie is “practicing music.” Meanwhile, Bob receives a subtle inner voice bubble reading: “Time to enjoy a meal!” Trying to diverge from eating dinner, Bob types to Jack: “I want to skip dinner.” Jack responds, “Dinner is important. Let’s have dinner together,” guiding the PC toward the next key event.

Step 4. Return to the author-intended storyline. Following the inner voice and Jack’s response, Bob decides to move the PC to the glowing dining chair. After the PC arrives at the dining chair, Bob sees Jack and Julie join the PC for dinner (Figure 7d).

Step 5. Complete the interactive vignette experience. After the “having dinner” event, Bob notices Jack and Julie moving to the music room to practice guitar and singing (Figure 7e). With no more glowing objects in the environment, Bob realizes he is free to move the PC, interacting with the characters and objects in the environment. After Jack and Julie complete their guitar practice and singing, Bob sees the end screen, marking the conclusion of the viewing experience.

4.3.2 Controlled Divergence Module. The purpose of the Controlled Divergence (CD) module is to allow both the PC and the NPCs to freely take *divergent activities*, while being subtly guided to stay within the *controlled boundaries* defined by the storyline from the author. From the interactive vignette author’s perspective, the CD module offloads the manual effort of crafting a multi-branch narrative; from the viewer’s perspective, the CD module provides viewer agency within the viewing experience.

We considered three principles when designing the CD module. First, the CD module must provide *real-time* responses to ensure an immersive and coherent narrative experience. Second, the CD module should provide *subtle PC guidance* toward the key events when they diverge, to preserve the author-intended storyline. Third, the CD module should ensure *believable NPCs* that behave consistently with their personas and the overarching story logic. Based on these principles, the CD module plans NPC activities and reacts to PC activities in a two-stage loop (Figure 8):

Stage 1: Plan NPC activities. To ensure real-time responsiveness despite the computational delay from activity generation, the CD module plans NPC activities in advance, triggering planning for the next activity as soon as the current activity begins. The design of the CD module takes inspiration from how the human brain copes with the delay between the sensing of the environment and

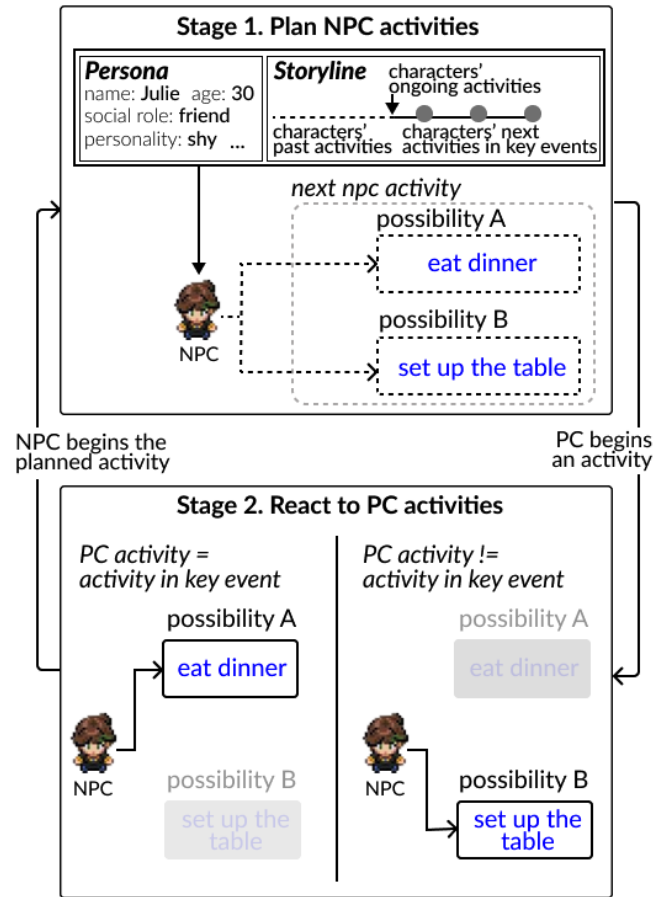


Figure 8: The CD module plans NPC activities and reacts to PC activities in a two-stage loop.

the processing of the information by generating multiple possible action plans and then pruning them according to incoming information [29].

Specifically, the CD module generates two *next* activity plans for each NPC using the LLM based on the NPC’s *persona* and the *storyline*, which includes all past activities, the characters’ ongoing activities and the activities in next key events (Figure 8 top): one for when the PC takes action according to the key event (may be defined in the specification; possibility A), and another for when the PC engages in a divergent activity (possibility B).

Stage 2: React to PC activities. Regarding the NPC activities, the CD module continuously monitors PC activities and takes the activity A or B based on whether the PC took the activity defined in the next key event (Figure 8 bottom). Once the NPC begins taking the planned action, the CD module returns to Stage 1 to plan the next activity.

The CD module also detects the PC’s deviation from the key events to guide the viewer back to the flow of the story through two mechanisms: *inner voice* and *chat-based guidance from the NPCs*. The inner voice is triggered when the PC does not take the activity defined in the next key event; the CD module prompts the LLM

to write out what the next activity is in a green thought bubble (e.g., Figure 7c; “Time to enjoy a meal”). When the PC’s chat shows intention to deviate too far from the key events, the CD module uses the NPCs’ chats to guide the PC back. For example, if the PC attempts to skip a key event (e.g., “Can I skip dinner?”), the NPC would not agree to the PC but rather provide a response suggesting returning to the author-intended storyline, “Dinner is important. Let’s enjoy it together.”

4.4 Implementation Notes

We developed DIARYPLAY with Phaser², a well-known platform for game development. Based on the JavaScript environment of Phaser, we used Tiled³ to build the map layout templates. The visual assets are sourced from online open resources⁴ and generated by DALL-E 2. We utilize the gpt-4o-2024-05-13 from OpenAI⁵ in our system, and prompts are reported in the Supplementary Material. To manage computational costs, the current version of DIARYPLAY supports a maximum of three characters. To prevent harmful conversation, the CD module monitors dialogues and withholds responses if they violate OpenAI’s usage policies⁶.

5 Preliminary Technical Evaluation

The NPC activities generated by the CD module are at the core of delivering an immersive and interactive experience to the viewers. In this preliminary technical evaluation, we focus on the believability of the generated character activities as a primary metric, as it is widely considered crucial in narratives [14, 23, 42]. Hence, to understand (1) whether the CD module can generate believable NPC activities given the interactive vignette elements [23], and (2) whether the two properties (persona and storyline) contribute to generating believable NPC activities, we performed an IRB-approved preliminary technical evaluation with five conditions:

- **CD Module Condition [CD]:** We use the CD module of our system to generate NPC activities based on persona and storyline properties.
- **Baseline Condition [BL]:** We use a simple baseline module that randomly selects an object in the environment and prompts the LLM to assign an activity to it.
- **Human Author Condition [HA]:** We asked the original author of each of the interactive vignettes used in the study to directly fill in the NPC activities. This condition serves as an optimal solution to the activity generation problem.
- **Persona Only Condition [PO]:** We generate NPC activities with our CD module with only the persona and without the storyline property.
- **Storyline Only Condition [SO]:** We generate NPC activities with our CD module with only the storyline and without the persona property.

With these conditions, we consider two hypotheses:

[H1]: The CD module is capable of generating NPC activities more believable than the baseline module and on par with the authors themselves.

²<https://phaser.io/>

³<https://www.mapeditor.org/>

⁴<https://itch.io/>

⁵<https://platform.openai.com/docs/models/gpt-4o>

⁶<https://openai.com/policies/usage-policies/>

[H2]: Both the persona and the storyline contribute to generating more believable NPC activities.

We note that the preliminary technical evaluation was performed with an earlier version of the system that only included limited environment editing features. However, the system included complete support for character and event extraction, which are highly relevant for the preliminary technical evaluation.

5.1 Method

To first obtain the interactive vignettes that we could generate the NPC activities on for each of the five conditions, we recruited 16 participants within <Anonymized Institute> through recruitment posts. Each participant authored an interactive vignette with DIARYPLAY. Next, another participant interacted with the interactive vignette as the viewer; everyone triggered the CD module to either fill in unspecified activities or divergent activities (average 3 times). We then showed the character-activity table (Table 1) to the original author of each interactive vignette with the CD module’s generated NPC activities redacted and collected the author’s intended NPC activities for the HA Condition. For the two ablation conditions (PO, SO), we used the appropriate variants of the CD module to generate NPC activities.

Next, to compare the conditions, we recruited a disjoint set of 16 evaluators within <Anonymized Institute> through recruitment posts. After introducing the character-activity table, we provided evaluators with the character attributes and input story as supporting material, along with the character-activity tables generated under five different conditions. We then asked them to rank the believability of the NPC activities (highlighted in green in Table 1) across these five conditions (1 is the best, 5 is the worst). We then asked the evaluators to leave any free-form comments on each of the rankings. Throughout the evaluation, we did not describe how the activities were generated and randomized the order in which the five conditions were shown to avoid potential biases. Each evaluator ranked the NPC activities from 12 sets of conditions; we collected a total of 192 sets of rankings.

Each of the participants and the evaluators received 25000 KRW (\approx 19 USD) for 2 hours of their time. We include detailed preliminary technical evaluation materials in the Supplementary Material.

5.2 Results

The average rankings of the character activities generated for each condition were 2.37 for CD, 2.58 for HA, 2.74 for PO, 3.31 for SO, and 4.00 for BL.

A Friedman’s test shows that there exist significant differences in the ranking of the believability of the conditions ($\chi^2 = 113.78, p < 0.001$). To understand where the pairwise differences are, we apply the Nemanji post-hoc test (Table 2); we analyze each of the differences further along each of the hypotheses.

5.2.1 Assessing H1. The character activities generated by the CD module ($\mu = 2.37$) ranked significantly better than those generated in the baseline condition ($\mu = 4.00; p < 0.01$). As E3 commented, character activities generated by the CD module were “*more temporally logical and relevant to previous and later activities*” and “*captured established characters well*,” but those generated in the baseline conditions were “*quite random*.”

We did not find a significant difference between the ranking of character activities generated by the CD module ($\mu = 2.37$) and human authors ($\mu = 2.58$; $p = 0.71$). This result indicates that the CD module generates character activities on par with human authors regarding the believability.

5.2.2 Assessing H2. The character activities generated in the PO condition ($\mu = 2.74$) ranked significantly better than those generated in the baseline condition ($\mu = 4.00$; $p < 0.01$). This result suggests that persona contributes to believable character activity generation. In addition, the character activities generated in the SO condition ($\mu = 3.31$) ranked significantly better than those generated in the baseline condition ($\mu = 4.00$; $p < 0.01$). This result suggests that the storyline contributes to believable character activity generation.

The character activities generated by the CD module ($\mu = 2.37$) ranked significantly better than those generated in the SO condition ($\mu = 3.31$; $p < 0.01$), suggesting that combining persona with storyline leads to more believable activity generation than using storyline alone. The character activities generated by the CD module ($\mu = 2.37$) ranked better than those generated in the PO condition ($\mu = 2.74$; $p = 0.14$) on average, although we did not see a significant difference between PO and CD.

In sum, the preliminary technical evaluation supports [H1] and [H2]. The CD module generated more believable NPC activities than the baseline and was on par with the human authors, and both the persona and the storyline contributed to generating more believable NPC activities.

Table 1: A character/activity table prints the activities of all characters in a temporal order. The NPC activities generated by the CD module are highlighted in green.

Events	PC (Me)	NPC1 (Name)	NPC2 (Name)
1	(sleep, bed)	(cook dinner, oven)	(watch TV, sofa)
2	(eat dinner, chair1)	(eat dinner, chair2)	(eat dinner, chair3)
...
n	(shower, bathroom)	(painting, art desk)	(do laundry, dryer)

Table 2: Pairwise p-values between five conditions were calculated using Nemenyi's test. The cells for significant pairs ($p < 0.01$) are bolded. The average ranking for each condition is shown after the condition names.

	CD ($\mu=2.37$)	BL ($\mu=4.00$)	HA ($\mu=2.58$)	PO ($\mu=2.74$)	SO ($\mu=3.31$)
CD	-	< 0.01	0.71	0.14	< 0.01
BL	-	-	< 0.01	< 0.01	< 0.01
HA	-	-	-	0.84	< 0.01
PO	-	-	-	-	< 0.01
SO	-	-	-	-	-

6 User Study

We conducted an IRB-approved user study to understand the authoring and viewing experiences of interactive vignettes using DIARYPLAY. Specifically, we gathered qualitative feedback about the system around the following research questions:

RQ1: How does DIARYPLAY assist interactive vignette authoring?

RQ2: How is the viewing experience delivered by the interactive vignette generated with DIARYPLAY?

6.1 Participants

We recruited study participants through recruitment posts within <Anonymized Institute>. We recruited a total of 16 participants, forming eight pairs. We paired two participants per session to facilitate the viewer to report their takeaway messages from the viewing experience to the author and the author to comment if they are aligned with their intention. To complete the study experience, we provided the solo participant with an interactive vignette from the preliminary technical evaluation as viewing material. Each user study session lasted around 1.5 hours, and each participant received 30000 KRW (≈ 21 USD) as compensation.

6.2 Procedure

We began each in-person user study session by introducing the study's purpose, key terms, and a tutorial on using DIARYPLAY.

Following the introduction, we let each participant create an interactive vignette with DIARYPLAY on the provided device independently. Throughout the authoring process, we asked the participant to think aloud while operating on the interface. With participant consent, we recorded the on-screen actions and took observation notes of their authoring behaviors.

After the participant completed the authoring task, we conducted a semi-structured interview about their authoring experience. We asked about their overall authoring experience, perceived workload, the effectiveness of system features in authoring assistance, satisfaction with the created interactive vignette, and suggestions for system improvements in supporting interactive vignette creation.

Then, we invited the two participants to experience each other's interactive vignette as a viewer. We asked the viewer to report their takeaway messages of the characters, events, and feelings after the viewing experience, and we asked the author to comment on how accurately it aligns with their intentions.

Finally, we conducted another semi-structured interview about participants' viewing experience. We asked about their overall viewing experience, the engagement of the interactive vignette, and suggestions for system improvements in presenting interactive vignettes in everyday storytelling.

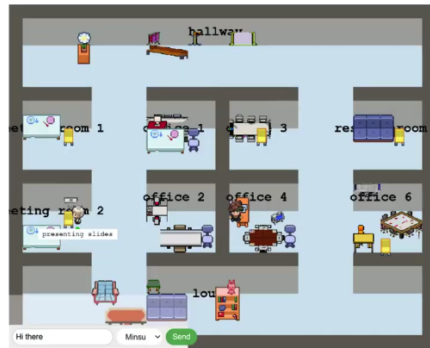
We used thematic analysis [7] to analyze interview data, observational notes, and screen-recording videos. Three authors independently reviewed the data, collaboratively discussed emerging codes and themes, and refined them through iterations.

6.3 Results

RQ1: DIARYPLAY provides sufficient authoring assistance for everyday storytellers with system generations and intuitive modification capabilities.

Participants completed their interactive vignettes in 12 to 19 minutes, with an average duration of 16 minutes. All participants considered this a reasonable amount of time for an everyday storytelling task. As shown in Figure 9, DIARYPLAY were able to support the participants in creating interactive vignettes with different

Today, I went to the office. I take a meeting with my co-workers, and Minsu who is one of my co-worker is presenting about his idea. After the meeting, we eat coffee and snack in the resting room.



Today I went to the museum with my mother and father. I bought coffee for my father. My father went to toilet. My mother waited me and my father. Finally, We met at center of museum and went to see contents.



In the morning, I woke up early to prepare to go to school, but my roommates told me that the class is cancelled. Instead, we decided to make some popcorn and watch a movie together. After the movie, we decided to go back to sleep.



Today I went to the shopping mall located in the city center with my best friend. We met my friend's mother there. She bought us ice-cream and helped to find the cute dress.



I met my friend at the school cafeteria to have lunch. We both had Chinese food for the lunch. As I arrived faster, I was already starting my meal when she is ordering some food. We had great lunch, and leaving cafeteria for the next class.



Yesterday I went to the theater with my gf. She said she wanted to have some coke, so I went to buy that. While carrying a cup of coke, I spilled it on the floor, which made me buy another cup.



Figure 9: Example interactive vignettes created by participants from the user study.

themes, capturing diverse moments in daily lives (e.g., meeting a colleague in the office, a museum tour with parents, theater night with girlfriend, shopping with friends, etc). Many participants (12/16) mentioned that the interactive vignette is a suitable storytelling format for stories with a sequence of events, due to its dynamic nature and the opportunity for viewer participation, offering an engaging and immersive storytelling experience. In addition, all participants expressed satisfaction with the resulting interactive vignette, particularly given the low effort required. As P8 described: *“All I really did was write a daily moment in several sentences, fill in some blanks, and move a few objects in the environment. But I was very surprised at how great the interactive vignette turned out to be.”*

Overall, participants found the authoring interface intuitive, even as first-time users. They appreciated how the system intelligently interpreted their stories and provided a good starting point for interactive vignette creation. As P1 commented, *“The system is very smart. It understands my input story very well and prepares a great foundation for authoring, so I just need to modify, not build things from scratch.”* In addition, participants felt maintained author agency over the interactive vignette authoring process, like P6 mentioned: *“Though the system generates things for me, it is up to me to decide whether to use it or not. I can correct things and modify as I want.”*

In the **Environment** panel, all participants appreciated the fact that the system assists in object generation and placement, so they did not have to build it from scratch. P5 remarked, *“Without the system to build the environment for me, I wouldn’t even know how to start. It requires a lot of resources and effort to find all assets and put them into the map one by one.”*

The system performed well in preparing author-required objects in many cases (12/16), with only one participant reported a necessary object was missing (a missing chair for the two characters to sit around the table) and three participants used the “add new object” feature to add a decorative object (i.e., a screen, a plant, or a picture frame) to the environment. To add an object, participants mentioned the feature was easy to use: *“I just need to type down what I need and the system will generate it for me. Then I move it to the place I want.”* (P4)

Also, the system placed objects in the appropriate rooms, but participants often needed to adjust their exact positions within the room. We observed that participants adjusted the placement of three to five objects, but all changes were made within the same room. For instance, P11 moved a sofa previously far away from the TV much closer to it and made a better alignment of two chairs to make the environment more *“realistic and visually appealing”*

Though the initial system-generated environment did not always align perfectly with the authors' expectations, participants found it easy to modify the environment through direct manipulations and text-to-object generation. Most participants (13/16) were satisfied with the current modification capabilities, believing them to be sufficient for everyday storytelling. The rest three participants recommended that they would like additional features, such as the ability to rotate and resize objects.

In the **Character** panel, the system correctly parsed all characters in the 16 input stories, eliminating the need for authors to add or remove character entries manually. When filling in persona attributes, around half of the participants (9/16) found it difficult to describe personalities without any hint and relied heavily on the system's conversation simulation and suggestion features. For example, P4 initially struggled to find words to describe a friend's personality. By simulating a conversation with his friend, the system generated the personality trait "supportive," which P4 found to be highly accurate. As P4 explained, *"I think the attribute suggestion feature is very helpful. I found it difficult to describe a character's personality because I can only think of 'good' or 'bad', which is too plain. But providing a conversation sample is an easy and helpful way. With the system suggested traits, I could come up with better words."*

In the **Event** panel, in most cases (14/16), the system accurately understood, structured, and visualized key events in alignment with the authors' input stories. However, in two instances, vagueness in the original story led to mismatches. P13's story used the pronoun "we" without specifying the number of people, and P9 intended "had a meeting" and "talked about research topics" as two events, which the system initially interpreted as one event. Despite these discrepancies, participants found it easy to make corrections. They simply clicked the add button in the corresponding event and typed the desired activity. As P9 noted, *"The event visualization is very intuitive. It's easy to see if something differs from my expectation, and fixing it is quite simple."*

RQ2: DIARYPLAY conveys the author's intended story accurately and provides engaging viewing experiences.

After hearing the takeaways shared by their paired participant (the viewer), all participants (the authors) felt that DIARYPLAY accurately conveyed their intended storyline and characters. As P8 commented, *"I felt the viewer understood what happened in my story very well. And the viewer also learned well about the character characteristics, like their speaking tones and personality, through viewing the interactive vignette."* Interestingly, although all viewers engaged in at least one divergent activity that introduced new events beyond the author's original input story, and yet, the viewers still accurately identified the main takeaways as intended by the authors. A major contributing factor may have been the presence of the text story that had a complementary role with the interactive vignette. As P3 noted: *"With the text story as a caption, I can grasp the core storyline the author wanted to convey."* Additionally, many viewers (14/16) mentioned that the inner voice feature provided a subtle yet intuitive reminder to stay along the author-intended storyline. As P11 noted, *"It's a very intuitive way to remind me what I should do next without feeling forced."* Furthermore, many viewers (13/16) highlighted that the glowing object feature effectively

demonstrated the storyline progression, guiding them to do the next author-defined activity in the interactive environment.

Overall, all participants demonstrated high engagement while viewing the interactive vignettes and expressed a strong desire to see them integrated into everyday storytelling experiences. Most participants (15/16) mentioned that the role-playing in the interactive vignette is an "immersive" way to actively experience others' everyday stories. In particular, P15 mentioned, *"On social media, I usually just browse others' daily updates quickly, but if I saw someone post an interactive vignette, I would definitely stop and play it for a while."*

Participants especially appreciated the liveliness of the characters, noting that the system kept NPCs active not only during key events but also when the PC engaged in divergent activities. As P11 observed, *"In RPGs I've played, some NPCs just stand there and feel oddly lifeless, but in my viewing experience, I felt like all the characters were thinking and alive."*

More than half of them (12/16) viewed the interactive vignette multiple times to explore different interactions. For example, P7 viewed the interactive vignette three times and performed divergent activities at different situations to see *"how other characters would react for fun"* and found it fascinating that she could experience *"the same story with slightly different paths."* Similarly, P14 conducted different conversations in multiple playthroughs and found the experience deeply immersive, stating, *"It felt like living inside the story."*

Participants also provided suggestions for improving the viewing experience. First, while participants were positive towards the pixel art style, some (7/16) recommended enhancing the visual quality of the object assets. Second, two participants envisioned using smaller screens (e.g., smartphones) in everyday storytelling and suggested adding a zoom-in feature to see the details.

7 Discussion

Based on the preliminary technical evaluation and user study findings, we discuss the interplay between text story and interactive vignette, trade-offs between system automation and author agency, divergent narratives controlled by author intentions, and the generation of believable character behaviors in narrative planning.

7.1 Interplay Between Text Story and Interactive Vignettes

While a text story is an intuitive and low-barrier modality for storytelling [51], it often lacks the precision needed to fully specify spatial and interactive details required for creating interactive vignettes. Text stories rely on readers' imagination to determine visual details, character behaviors, and spatial arrangements, whereas interactive vignettes, being a rich media format [15], require these elements to be explicitly defined. To bridge this information gap, DIARYPLAY introduces an authoring component, which helps concretize the author's intentions beyond the initial text input.

DIARYPLAY introduces an authoring component that visualizes system-inferred interactive vignette elements from the initial text story input, helping authors further express their narrative intentions [37]. Many user study participants (12/16) mentioned that working on the authoring interface inspired them to dig deeper into

the spatial or temporal details they missed or described vaguely in the initial story input. Interestingly, we also observed that after completing the interactive vignette creation, some participants (6/16) tried to edit the initial story input by adding details about the environment, characters, and events. This user behavior might suggest a potential of leveraging the system to support text story authoring in a reverse direction — starting from visual elements to refine the written narrative. As P2 suggested: *“I am not a good writer, so my input story actually was not good. But through creating the interactive vignette, I realized I have many things to add to the text, enriching my writing.”*

We also found that presenting the text story as a caption supported viewers’ understanding of the interactive vignette. This may be because the static and easily digestible nature of the text provides a stable reference point that helps viewers make sense of the dynamic unfolding of the interactive vignette. This finding is consistent with prior research that highlights the importance of linking information across different media formats to improve comprehension [32, 34]. At present, viewers must manually connect the text story with the progression of the interactive vignette. To improve the viewing experience, future designs could include features such as aligning interactive vignettes with specific parts of the text story or visualizing a timeline that shows the current stage of the interactive vignette.

7.2 Tradeoffs Between System Automation and Author Agency

With the surge of AI-assisted authoring tools for storytelling [12, 38, 45, 66, 73], the tradeoff between system automation and author agency has become a central topic of discussion [19]. Specifically, while AI-powered systems can reduce the author’s burden by automatically generating various narrative contents (e.g., character dialogues, narrative events, object assets), they also risk introducing conflicts or overlooking author intentions [75]. Thus, AI-assisted authoring tools should carefully leverage system automation and maintain author agency. Our work explores the tradeoff between system automation and author agency in the context of everyday storytelling.

In the interactive vignette authoring component, DIARYPLAY adopts a human-in-the-loop approach [79], ensuring author agency by allowing modifications to system-generated content (DG2). System-generated contents in interactive environments, characters, and events serve only as an initial starting point, allowing authors to further modify them. Results from the user study show that this design achieved a good balance between providing a low-effort authoring process through system generative assistance while still preserving author intentions. We found that the current level of modification capabilities met most participants’ needs as everyday storytellers in our user study, who prioritized immediacy and low authoring effort. However, we suggest that future authoring systems targeting different user groups adjust the level of modification capabilities based on user needs. For example, when authors prioritize a higher degree of customization, a finer-grained modification capability may be desirable.

7.3 Divergent Narratives Controlled by Author Intentions

DIARYPLAY offers viewers the flexibility to either follow the author’s intended storyline or explore divergent activities. In response, NPCs adapt by either participating in key events or engaging in alternative behaviors that align with the story context.

Results from the user study show that even when NPC behaviors extended beyond the original input story, participants generally felt these deviations remained consistent with their intended character personas and the overall logic of the story. As one participant noted, *“The NPCs behaved as I defined, and were still bound by the logic of my input story.”* (P3) This consistency is due to the system’s strict control over NPC divergence, generating their activities and dialogues based on the author-defined personas and story events.

In contrast to the system’s tight control over NPCs, viewers experienced more open-ended interaction when performing PC activities. Unlike prior interactive narrative experiences that rely on limited, choice-based viewer interaction [21], DIARYPLAY enables viewer interaction with any object in the environment. In our user study, the viewer interactions did not significantly alter the overarching narrative arc, likely because the available interactions were grounded in mundane, everyday activities that naturally limited the scope of divergence. Additionally, the system gently guides viewers back to the next key event, ensuring that the overall progression remains aligned with the author’s input story. As everyday storytellers, participants responded positively to the idea that viewers might expand the original storyline by engaging in divergent activities between key events. As P1 remarked, *“Viewers will still experience all the key events in the order I defined. These divergent activities don’t drastically change the story arc, so I’m not worried. I’m actually glad they can experience a more enriched narrative.”* However, this openness may not apply to all storytelling domains. In contexts such as game design [45] or educational storytelling [62], where maintaining events’ causal links or meeting instructional goals is critical, authors may require stricter control over viewer interactions. To support these use cases, the system could offer configurable constraints, allowing authors to limit interaction areas, designate non-interactive objects, or lock specific events to prevent narrative divergence.

7.4 Generation of Believable Character Behaviors in Narrative Planning

As the preliminary technical evaluation (Section 5) reports, persona is an important property in contributing character believability in narrative planning. Interestingly, the NPC activities generated in the PO condition were perceived as significantly more believable than those generated in the SO condition (Table 2). This suggests that a persona might play a more significant role than storyline in enhancing the believability of NPC behaviors in narratives. This may be because, within the range of logically coherent narratives, many activities can make sense. For instance, between “eat dinner” and “sleep,” a character can engage in various activities that maintain logical behavior, such as “watch TV” or “take a shower.” However, for each distinct character, fewer activities truly reflect their persona. Suppose the character is an artist who enjoys painting in her spare time. In that case, engaging in persona-aligned

activities (e.g., “sketch on an iPad”) makes her behavior appear more believable because this implies that the character has thought about and planned their actions rather than performing random activities just to keep the logical progression of the story [14].

While the storyline provides a structural safeguard to prevent illogical behaviors, persona-consistent activities are what make characters feel unique and intentional. We believe future storytelling systems in narrative planning should put an emphasis on maintaining persona consistency and thus persona building. Currently, we use attributes and conversation samples to construct character personas, which is a one-time and static approach. We suggest future explorations to build character persona in an iterative and dynamic approach, which could update the character persona based on previous behaviors and dynamically evolving story context. This will be beneficial for longer-form storytelling, where character development through narrative unfolding is a key believability aspect [1, 16].

8 Limitations and Future Work

We describe the limitations of our work and suggest future research directions.

System design: improvement for object placements. Our system eases the authoring burden of environment-building by automating object placement based on story input, but there is still room for improvement. While authors can easily adjust object placement using mouse drag-and-drop, improving the initial placement quality could further reduce the manual effort to adjust object placement. In the current 2D top-down oblique environment of our system, we did not consider object orientation (e.g., detecting the front of a TV). In future iterations, we propose to label the orientation of assets, helping the system better perform object placement. To extend to 3D environments [18], we propose that future work could integrate text-to-3D environment models [17, 50]. However, current text-to-3D models often require detailed spatial descriptions as input prompts (e.g., “A bed is in the middle of the bedroom”), yet such descriptions are often missing from everyday stories. Therefore, we suggest adding an intermediate step in the environment-building pipeline that uses LLM to generate detailed spatial layouts from the story text before passing them to 3D generation models.

System evaluation: broader metrics and long-term usage. We conducted a preliminary technical evaluation to assess the believability of system-generated NPC activities. Although it provided meaningful insights into the combination effect of persona and storyline in creating believable character behaviors, believability is only one crucial dimension for measuring the quality of the generated character activities. Other important metrics, such as the diversity and creativity of generated activities, remain to be explored in future evaluations. We also conducted a user study with 17 participants and gathered qualitative feedback as an initial evaluation of the system’s user experience. The user study focused only on a one-time experience. To better understand DIARYPLAY’s impact on everyday storytelling and authoring practices, future work should explore long-term engagement and understand how users interact with the system over time. Additionally, expanding the participant pool and incorporating quantitative measures, such as usability surveys, would offer a more comprehensive evaluation.

System generalizability: beyond everyday storytelling. DIARYPLAY lowers the barrier to creating interactive vignettes, making it more accessible to non-expert storytellers and empowering anyone, regardless of their technical background, to craft meaningful, dynamic, and interactive narrative experiences. Beyond everyday storytelling, DIARYPLAY’s low-effort authoring process, roleplay capabilities, and branch-and-bottleneck narrative structure open up potential for its application in other storytelling contexts. For example, in mental health counseling [61], patients could use the system to share personal experiences through roleplay with therapists or engage with a therapist-authored interactive vignette that allows for divergence and self-expression. Similarly, in educational storytelling [62], teachers could design interactive vignettes that allow students to explore historical and cultural narratives in an engaging, participatory manner. Extending DIARYPLAY to these domains would require adapting the interactive vignette specification to meet the needs of each storytelling context. Nonetheless, the system’s potential flexibility opens up exciting opportunities for future exploration.

9 Conclusion

We introduce DIARYPLAY, an AI-assisted authoring system that supports the authoring of interactive vignettes from natural language story inputs. It leverages generative AI in extracting the story input, generating the three core elements of interactive vignette (i.e., environment, characters, and events), and allowing authors to refine them through an authoring interface. Adopting the Controlled divergence module, an LLM-powered narrative planner, the system transforms single-branch story input into a branch-and-bottleneck structure that enables viewer-driven interactions and maintains the author’s intended storyline. Our technical evaluation showed that DIARYPLAY can generate character activities with believability comparable to human-authored ones. A user study showed that DIARYPLAY could support effective authoring assistance through system generation based on story input as a good starting point, assist further modification on intuitive interface, and handle dynamic viewer interactions alleviate authors from multi-branching crafting. Overall, this work demonstrates how generative AI can be meaningfully integrated into interactive narrative authoring tools, enabling new forms of interactive storytelling in everyday contexts.

References

- [1] Rehaf Aljammaz, Noah Wardrip-Fruin, and Michael Mateas. 2023. Towards an understanding of character believability. Proceedings of the 18th International Conference on the Foundations of Digital Games, 1–9.
- [2] Ruth Aylett. 2000. Emergent narrative, social immersion and “storification”, Vol. 8. Proceedings of the 1st international workshop on narrative and interactive learning environments, 35–44.
- [3] Ruth Aylett, Sandy Louchart, and Allan Weallans. 2011. Research in interactive drama environments, role-play and story-telling. In *International Conference on Interactive Digital Storytelling*. Springer, 1–12.
- [4] Eden Bensaid, Mauro Martino, Benjamin Hoover, and Hendrik Strobelt. 2021. Fairytailor: A multimodal generative framework for storytelling. *arXiv preprint arXiv:2108.04324* (2021).
- [5] Mark Bernstein, Mirjam Palosaari Eladhari, Hartmut Koenitz, Sandy Louchart, Frank Nack, Chris Martens, Giulia Carla Rossi, Anne-Gwenn Bossler, and David E Millard. 2020. ICIDS2020 Panel: Building the Discipline of Interactive Digital Narratives. In *Interactive Storytelling: 13th International Conference on Interactive Digital Storytelling, ICIDS 2020, Bournemouth, UK, November 3–6, 2020, Proceedings 13*. Springer, 3–11.

- [6] Anton Bogdanovych, Tomas Trescak, and Simeon Simoff. 2016. What makes virtual agents believable? *Connection Science* 28, 1 (2016), 83–108.
- [7] Virginia Braun and Victoria Clarke. 2006. Using thematic analysis in psychology. *Qualitative research in psychology* 3, 2 (2006), 77–101. <https://doi.org/10.1191/1478088706qp0630a>
- [8] Jake Bruce, Michael D Dennis, Ashley Edwards, Jack Parker-Holder, Yuge Shi, Edward Hughes, Matthew Lai, Aditi Mavalankar, Richie Steigerwald, Chris Apps, et al. 2024. Genie: Generative interactive environments. In *Forty-first International Conference on Machine Learning*.
- [9] Alex Calderwood, Noah Wardrip-Fruin, and Michael Mateas. 2022. Spinning Coherent Interactive Fiction through Foundation Model Prompts.. In *ICCC*. 44–53.
- [10] Character.AI. [n. d.]. Character.AI: Conversational Characters Powered by Language Models. <https://character.ai>. Accessed: 2025-04-03.
- [11] Yee Bee Choo, Tina Abdullah, and Abdullah Mohd Nawi. 2020. Digital storytelling vs. oral storytelling: An analysis of the art of telling stories now and then. *Universal Journal of Educational Research* 8, 5A (2020), 46–50.
- [12] John Joon Young Chung and Max Kreminski. 2024. Patchview: LLM-Powered Worldbuilding with Generative Dust and Magnet Visualization. *arXiv preprint arXiv:2408.04112* (2024).
- [13] Kate Compton and Michael Mateas. 2015. Casual Creators.. In *ICCC*. 228–235.
- [14] Cassidy Curtis, Sigurdur Orn Adalgeirsson, Horia Stefan Ciurdar, Peter McDermott, JD Velásquez, W Bradley Knox, Alonso Martinez, Dei Gaztelumendi, Norberto Adrian Goussies, Tianyu Liu, et al. 2022. Toward believable acting for autonomous animated characters. In *Proceedings of the 15th ACM SIGGRAPH Conference on Motion, Interaction and Games*. 1–15.
- [15] Richard L Daft and Robert H Lengel. 1986. Organizational information requirements, media richness and structural design. *Management science* 32, 5 (1986), 554–571.
- [16] Magy Seif El-Nasr, Leslie Bishko, Veronica Zammito, Michael Nixon, Athanasios V Vasiliakos, and Huaxin Wei. 2009. Believable characters. *Handbook of Multimedia for Digital Entertainment and Arts* (2009), 497–528.
- [17] Weixi Feng, Wanrong Zhu, Tsu-jui Fu, Varun Jampani, Arjun Akula, Xuehai He, Sugato Basu, Xin Eric Wang, and William Yang Wang. 2023. Layoutgpt: Compositional visual planning and generation with large language models. *Advances in Neural Information Processing Systems* 36 (2023), 18225–18250.
- [18] Awal Ahmed Fime, Saifuddin Mahmud, Arpita Das, Md Sunzidul Islam, and Hong-Hoon Kim. 2024. Automatic Scene Generation: State-of-the-Art Techniques, Models, Datasets, Challenges, and Future Prospects. *arXiv preprint arXiv:2410.01816* (2024).
- [19] Joshua A Fisher. 2023. Centering the Human: Digital Humanism and the Practice of Using Generative AI in the Authoring of Interactive Digital Narratives. In *International Conference on Interactive Digital Storytelling*. Springer, 73–88.
- [20] FromSoftware. 2022. Elden Ring. <https://en.bandainamcoent.eu/elden-ring/elden-ring>
- [21] Jacob Garbe, Max Kreminski, Ben Samuel, Noah Wardrip-Fruin, and Michael Mateas. 2019. StoryAssembler: an engine for generating dynamic choice-driven narratives. In *Proceedings of the 14th International Conference on the Foundations of Digital Games*. 1–10.
- [22] Stefan Göbel, Luca Salvatore, and Robert Konrad. 2008. StoryTec: A digital storytelling platform for the authoring and experiencing of interactive and non-linear stories. In *2008 International Conference on Automated Solutions for Cross Media Content and Multi-Channel Distribution*. Ieee, 103–110.
- [23] Paulo Gomes, Ana Paiva, Carlos Martinho, and Arnab Jhala. 2013. Metrics for character believability in interactive narrative. In *Interactive Storytelling: 6th International Conference, ICIDS 2013, Istanbul, Turkey, November 6-9, 2013, Proceedings 6*. Springer, 223–228.
- [24] Jack Goody. 2006. From oral to written: An anthropological breakthrough in storytelling. *The novel* 1 (2006), 3–36.
- [25] Eric Gordon and Steven Schirra. 2011. Playing with empathy: digital role-playing games in public meetings. In *Proceedings of the 5th International Conference on Communities and Technologies*. 179–185.
- [26] Daniel Green, Charlie Hargood, and Fred Charles. 2021. Use of tools: UX principles for interactive narrative authoring tools. *Journal on Computing and Cultural Heritage (JOCCH)* 14, 3 (2021), 1–25.
- [27] Chris Hales. 2015. Interactive cinema in the digital age. In *Interactive Digital Narrative*. Routledge, 36–50.
- [28] KADOKAWA CORPORATION. 2024. RPG Maker. <https://www.rpgmakerweb.com/>. Accessed: May 18, 2024.
- [29] Eric R. Kandel, John D. Koester, Sarah H. Mack, and Steven A. Siegelbaum. 2021. *Visual Processing for Attention and Action*. McGraw Hill, New York, NY. [neurology.mhmedical.com/content.aspx?aid=1180642180](https://www.nature.com/content.aspx?aid=1180642180)
- [30] Aisling Kelliher and Glorianna Davenport. 2007. Everyday storytelling: supporting the mediated expression of online personal testimony. In *Human-Computer Interaction. HCI Applications and Services: 12th International Conference, HCI International 2007, Beijing, China, July 22-27, 2007, Proceedings, Part IV 12*. Springer, 926–933.
- [31] Shahedul Huq Khandkar. 2009. Open coding. *University of Calgary* 23, 2009 (2009), 2009.
- [32] Dae Hyun Kim, Enamul Hoque, and Maneesh Agrawala. 2020. Answering questions about charts and generating visual explanations. In *Proceedings of the 2020 CHI conference on human factors in computing systems*. 1–13.
- [33] Hartmut Koenitz and Sandy Louchart. 2015. Practicalities and Ideologies, (Re-) Considering the Interactive Digital Narrative Authoring Paradigm. 1–4.
- [34] Nicholas Kong, Marti A. Hearst, and Maneesh Agrawala. 2014. Extracting References Between Text and Charts Via Crowdsourcing. In *Proceedings of the SIGCHI Conference on Human Factors in Computing Systems*. Association for Computing Machinery, New York, NY, USA, 31–40. <https://doi.org/10.1145/2556288.2557241>
- [35] Anastasia G Konstantopoulou, Eleni N Nikolaou, Georgios N Fessakis, Stamatia P Volika, and Georgios M Markogiannakis. 2018. Designing interactive digital storytelling as a strategy of raising children’s awareness of bullying in preschool education: implications for bullying prevention. *Andreas Moutsios-Rentzos* 21, 23/09 (2018), 91.
- [36] Sam Kortzenbosch. 2015. Standard Patterns in Choice-Based Games. <https://heterogenoustasks.wordpress.com/2015/01/26/standard-patterns-in-choice-based-games/> Accessed: 2025-03-31.
- [37] Max Kreminski, John Joon Young Chung, and Melanie Dickinson. 2024. Intent Elicitation in Mixed-Initiative Co-Creativity.. In *IUI Workshops*.
- [38] Vikram Kumaran, Jonathan Rowe, and James Lester. 2024. NARRATIVEGENIE: generating narrative beats and dynamic storytelling with large language models. In *Proceedings of the AAAI Conference on Artificial Intelligence and Interactive Digital Entertainment*, Vol. 20. 76–86.
- [39] Vikram Kumaran, Jonathan Rowe, Bradford Mott, and James Lester. 2023. SCENECRAFT: automating interactive narrative scene generation in digital games with large language models. In *Proceedings of the AAAI Conference on Artificial Intelligence and Interactive Digital Entertainment*, Vol. 19. 86–96.
- [40] William Labov and Joshua Waletzky. 1997. Narrative analysis: Oral versions of personal experience. (1997).
- [41] Jorge Leandro, Sudha Rao, Michael Xu, Weijia Xu, Nebojsa Jovic, Chris Brockett, and Bill Dolan. 2024. GENEVA: GENERating and Visualizing branching narratives using LLMs. In *2024 IEEE Conference on Games (CoG)*. IEEE, 1–5.
- [42] Michael Sangyeob Lee and Carrie Heeter. 2012. What do you mean by believable characters?: The effect of character rating and hostility on the perception of character believability. *Journal of Gaming & Virtual Worlds* 4, 1 (2012), 81–97.
- [43] Maria Teresa Linaza, Hector Eskudero, Carlos Lamsfus, and Gorka Marcos. 2004. An Authoring Tool for Interactive Digital Storytelling.. In *VAST*. 203–211.
- [44] A Bryan Loyall. 1997. *Believable agents: building interactive personalities*. Ph.D. Dissertation. Carnegie Mellon University.
- [45] Zhuoran Lu, Qian Zhou, and Yi Wang. 2025. WhatELSE: Shaping Narrative Spaces at Configurable Level of Abstraction for AI-bridged Interactive Storytelling. *arXiv preprint arXiv:2502.18641* (2025).
- [46] Michael Mateas and Andrew Stern. 2003. Façade: An experiment in building a fully-realized interactive drama. In *Game developers conference*, Vol. 2. Citeseer, 4–8.
- [47] Maxis. 2000. Bloodborne. Electronic Arts.
- [48] Michael Mateas, Andrew Stern. 2005. Façade. Interactive drama.
- [49] Mojang Studios. 2011. Minecraft. <https://www.minecraft.net/>. Accessed: 2024-09-11.
- [50] Başak Melis Öcal, Maxim Tatarchenko, Sezer Karaoğlu, and Theo Gevers. 2024. SceneTeller: Language-to-3D Scene Generation. In *European Conference on Computer Vision*. Springer, 362–378.
- [51] Joanna Odrowąż-Sypniewska. 2021. *Vagueness in Natural Language*. Cambridge University Press, 300–316.
- [52] Joon Sung Park, Joseph O’Brien, Carrie Jun Cai, Meredith Ringel Morris, Percy Liang, and Michael S Bernstein. 2023. Generative agents: Interactive simulacra of human behavior. In *Proceedings of the 36th Annual ACM Symposium on User Interface Software and Technology*. 1–22.
- [53] Federico Peinado and Pablo Gervás. 2004. Transferring game mastering laws to interactive digital storytelling. In *International Conference on Technologies for Interactive Digital Storytelling and Entertainment*. Springer, 48–54.
- [54] Rodrigo Perez-Vega, Kathryn Waite, and Kevin O’Gorman. 2016. Social impact theory: An examination of how immediacy operates as an influence upon social media interaction in Facebook fan pages. *The Marketing Review* 16, 3 (2016), 299–321.
- [55] Ioannis A Pissourios and Alexandros Ph Lagopoulos. 2017. The classification of urban uses. *Urban science* 1, 3 (2017), 26.
- [56] Hua Xuan Qin, Shan Jin, Ze Gao, Mingming Fan, and Pan Hui. 2024. CharacterMeet: Supporting Creative Writers’ Entire Story Character Construction Processes Through Conversation with LLM-Powered Chatbot Avatars. In *Proceedings of the CHI Conference on Human Factors in Computing Systems*. 1–19.
- [57] Anna Marie Rezk and Mads Haahr. 2022. Beyond free will: Understanding approaches to agency and their suitability for Bandersnatch-like titles. *Entertainment Computing* 43 (2022), 100500.
- [58] Mark Owen Riedl and Vadim Bulitko. 2013. Interactive narrative: An intelligent systems approach. *Ai Magazine* 34, 1 (2013), 67–67.

- [59] Mark O Riedl and Robert Michael Young. 2010. Narrative planning: Balancing plot and character. *Journal of Artificial Intelligence Research* 39 (2010), 217–268.
- [60] Roblox Corporation. [n. d.]. Roblox - Powering Imagination. <https://www.roblox.com/>. Accessed: 2024-09-11.
- [61] Solrun Brenk Rønning and Stål Bjørkly. 2019. The use of clinical role-play and reflection in learning therapeutic communication skills in mental health education: an integrative review. *Advances in medical education and practice* (2019), 415–425.
- [62] Ulrike Spierling. 2006. Learning with digital agents—Integration of simulations, games, and storytelling. In *Digital game based learning, Proceedings of the 4th international symposium for information design*. Universitätsverlag Karlsruhe, 115–148.
- [63] Ulrike Spierling and Nicolas Szilas. 2009. Authoring Issues beyond Tools. In *Interactive Storytelling*, Ido A. Iurgel, Nelson Zagalo, and Paolo Petta (Eds.). Springer Berlin Heidelberg, Berlin, Heidelberg, 50–61.
- [64] Ulrike Martina Spierling. 2012. *'IMPLICIT CREATION'—NON-PROGRAMMER CONCEPTUAL MODELS FOR AUTHORIZING IN INTERACTIVE DIGITAL STORYTELLING*. Ph. D. Dissertation. University of Plymouth.
- [65] Yuqian Sun, Xuran Ni, Haozhen Feng, Ray LC, Chang Hee Lee, and Ali Asadipour. 2022. Bringing stories to life in 1001 nights: A co-creative text adventure game using a story generation model. In *International Conference on Interactive Digital Storytelling*. Springer, 651–672.
- [66] Yuqian Sun, Phoebe J Wang, John Joon Young Chung, Melissa Roemmele, Tae-wook Kim, and Max Kreminski. 2025. Drama Llama: An LLM-Powered Storylets Framework for Authorable Responsiveness in Interactive Narrative. *arXiv preprint arXiv:2501.09099* (2025).
- [67] The Hollywood Reporter. 2018. Black Mirror: Bandersnatch - Netflix's Interactive Film Explained. *The Hollywood Reporter* (2018). <https://www.hollywoodreporter.com/tv/tv-news/black-mirror-bandersnatch-netflixs-interactive-film-explained-1171486/>
- [68] Frank Thomas. 1995. The illusion of life. (1995).
- [69] Unity Technologies. 2023. *Unity*. <https://unity.com/> Game development platform.
- [70] Jack Urbanek, Angela Fan, Siddharth Karamcheti, Saachi Jain, Samuel Humeau, Emily Dinan, Tim Rocktäschel, Douwe Kiela, Arthur Szlam, and Jason Weston. 2019. Learning to speak and act in a fantasy text adventure game. *arXiv preprint arXiv:1903.03094* (2019).
- [71] Renato Verdugo, Miguel Nussbaum, Pablo Corro, Pablo Nuñez, and Paula Navarrete. 2011. Interactive films and coconstruction. *ACM Transactions on Multimedia Computing, Communications, and Applications (TOMM)* 7, 4 (2011), 1–24.
- [72] Elena Villaespesa and Sara Wowkowych. 2020. Ephemeral storytelling with social media: Snapchat and Instagram stories at the Brooklyn Museum. *Social Media+ Society* 6, 1 (2020), 2056305119898776.
- [73] Yi Wang, Qian Zhou, and David Ledo. 2024. StoryVerse: Towards co-authoring dynamic plot with LLM-based character simulation via narrative planning. In *Proceedings of the 19th International Conference on the Foundations of Digital Games*. 1–4.
- [74] Stephen Ware and R Michael Young. 2014. Glave: a state-space narrative planner supporting intentionality and conflict. In *Proceedings of the AAAI Conference on Artificial Intelligence and Interactive Digital Entertainment*, Vol. 10. 80–86.
- [75] Stephen G Ware and Cory Siler. 2021. Sabre: A narrative planner supporting intention and deep theory of mind. In *Proceedings of the AAAI Conference on Artificial Intelligence and Interactive Digital Entertainment*, Vol. 17. 99–106.
- [76] Yadong Xi, Xiaoxi Mao, Le Li, Lei Lin, Yanjiang Chen, Shuhan Yang, Xuhan Chen, Kailun Tao, Zhi Li, Gongzheng Li, et al. 2021. Kuileixi: a Chinese open-ended text adventure game. In *Proceedings of the 59th Annual Meeting of the Association for Computational Linguistics and the 11th International Joint Conference on Natural Language Processing: System Demonstrations*. 175–184.
- [77] Yang Xiao, Yi Cheng, Jinlan Fu, Jiashuo Wang, Wenjie Li, and Pengfei Liu. 2023. How far are we from believable AI agents? A framework for evaluating the believability of human behavior simulation. *arXiv preprint arXiv:2312.17115* (2023).
- [78] Hui Ye, Chufeng Xiao, Jiaye Leng, Pengfei Xu, and Hongbo Fu. 2025. Mo-GraphGPT: Creating Interactive Scenes Using Modular LLM and Graphical Control. *arXiv preprint arXiv:2502.04983* (2025).
- [79] Fabio Massimo Zanzotto. 2019. Human-in-the-loop artificial intelligence. *Journal of Artificial Intelligence Research* 64 (2019), 243–252.
- [80] Runcong Zhao, Wenjia Zhang, Jiazheng Li, Lixing Zhu, Yanran Li, Yulan He, and Lin Gui. 2024. NarrativePlay: An Automated System for Crafting Visual Worlds in Novels for Role-Playing. *Proceedings of the AAAI Conference on Artificial Intelligence* 38, 21 (Mar. 2024), 23859–23861. <https://doi.org/10.1609/aaai.v38i21.30589>

Received 20 February 2007; revised 12 March 2009; accepted 5 June 2009