

# Designing Parallel Algorithms for Community Detection using Arachne

Fuhuan Li, Zhihui Du, David A. Bader

*Department of Data Science*

*New Jersey Institute of Technology*

Newark, New Jersey, USA

{fl28,zhihui.du,bader}@njit.edu

**Abstract**—The rise of graph data in various fields calls for efficient and scalable community detection algorithms. In this paper, we present parallel implementations of two widely used algorithms: Label Propagation and Louvain, specifically designed to leverage the capabilities of Arachne which is a Python-accessible, open-source framework for large-scale graph analysis. Our implementations achieve substantial speedups over existing Python-based tools like NetworkX and igraph, which lack efficient parallelization, and are competitive with parallel frameworks such as NetworKit. Experimental results show that Arachne-based methods outperform these baselines, achieving speedups of up to 710x over NetworkX, 75x over igraph, and 12x over NetworKit. Additionally, we analyze the scalability of our implementation under varying thread counts, demonstrating how different phases contribute to overall performance gains of the parallel Louvain algorithm. Arachne, including our community detection implementation, is open-source and available at <https://github.com/Bears-R-Us/arkouda-njit>.

**Index Terms**—Graph Algorithms, Community Detection, Parallel Algorithms, High-Performance Data Analytics

## I. INTRODUCTION

Community detection, also referred to as graph clustering, aims to partition the vertices of a network into groups characterized by dense intra-cluster connections and sparse inter-cluster connections. It is important to comprehend the structure of complex networks, as community members usually exhibit similar roles within the network. In recent years, community detection has had a wide range of applications in various fields, including urban transportation [1], social network [2], biology [3], FinTech [4], and more.

As networks continue to grow in size, it is necessary to utilize effective parallel algorithms. For graphs with millions to billions of edges, only (near) linear time community detection algorithms are practical. To address this, we focus on two parallel algorithms. Label Propagation [5] is a simple yet effective method where vertices iteratively adopt the most frequent community label among their neighbors until stable communities emerge. The Louvain algorithm [6], widely recognized for its heuristic modularity optimization, has proven highly efficient for clustering large, real-world networks. Its performance has been further enhanced through various optimizations and parallel implementations [7]–[11]. In this paper, we implement in parallel and evaluate these two

algorithms. Furthermore, they are integrated into the open-source framework Arachne [12], enabling scalable exploratory graph analysis.

Arachne [12] is an actively developed framework, integrated with Arkouda [13], which combines the productivity of Python at the front end with the high-performance computing capability of the Chapel programming language [14] at the back end. Arachne provides a comprehensive set of graph analytics algorithms, organized within a cohesive framework, with all Chapel and Python code available on GitHub. Our research focuses on developing and integrating parallel graph algorithms into Arachne, enabling data scientists to take advantage of Python and use their laptops to conduct real-world graph analysis on large compute platforms productively.

The primary contributions of this paper are as follows:

1) **Scalable Parallel Implementations of Community Detection Algorithms:** We develop high-performance parallel versions of two widely used community detection algorithms: Label Propagation and Louvain, optimized for large-scale graphs. By leveraging the parallel computing capabilities of Chapel, our implementations efficiently process graphs with billions of edges, achieving up to 710x speedup over NetworkX, 75x over igraph, and 12x over NetworKit.

2) **Comprehensive Evaluation across Various Graphs:** We conduct extensive experiments to assess the efficiency, scalability, and output quality of our implementations. Results show that our methods consistently outperform widely used Python-based libraries across a variety of real-world graphs, while delivering comparable or better solution quality than both sequential and parallel baselines.

3) **Integration with the Arachne Graph Analytics Framework:** This work demonstrates how Arachne, a flexible and scalable open-source framework, facilitates the efficient implementation and execution of advanced community detection algorithms. By leveraging Arachne’s design and capabilities, we enable seamless scalability and high performance, providing a practical tool for analyzing massive graphs. This integration highlights Arachne’s potential as a robust platform for a broad range of graph analytics tasks beyond community detection.

## II. PRELIMINARIES

### A. Notation

Let  $G(V, E, w)$  be an undirected, weighted graph, where  $V$  represents the set of  $n$  vertices,  $E \subseteq \{\{u, v\} \mid u, v \in V\}$  denotes the set of  $m$  edges.  $N(v)$  denotes the neighbor of  $v$ . An edge  $e$  is said to be incident to a vertex  $v$  if  $v$  is one of the two vertices that  $e$  connects. Loops, edges that connect a vertex to itself, are also allowed. The weight associated with an edge  $e_{ij}$  is denoted by  $w_{ij}$ . In the case of an unweighted graph, we assume all edges have unit weight, i.e.,  $w_{ij} = 1$ . Following the convention of [15], the degree of a vertex is defined as the number of its neighbors:

$$\deg(v) = |\{e \mid e \in E, v \in e\}|$$

For the weighted degree, we sum the weights of all incident edges

$$\deg_w(v) = \sum_{e \in E \mid v \in e} w(e) + L_v$$

where  $L_v$  is the weight of the loop on  $v$  if one exists, and is 0 otherwise. Loops are counted twice, similar to how they are treated in directed graphs. The weighted volume of a set of vertices  $S$  is the sum of their weighted degrees:

$$\text{vol}_w(S) = \sum_{v \in S} \deg_w(v)$$

For two disjoint subsets of vertices  $A, B \subset V$ , the weighted cut is defined as the total weight of all edges between  $A$  and  $B$ :

$$\text{cut}_w(A, B) = \sum_{\{u, v\} \mid \{u, v\} \in E, u \in A, v \in B} w(\{u, v\})$$

We use  $\text{cut}_w(A)$  as shorthand for the cut between  $A$  and the rest of the graph, i.e.,  $\text{cut}_w(A, V \setminus A)$ . Similarly,  $\text{cut}_w(v, A)$  is used to represent  $\text{cut}_w(\{v\}, A)$ .

### B. Community Detection

Community detection is a widely used technique in network science to partition a network into a set of disjoint communities,  $C = c_1, \dots, c_n$ , where each community  $c_i \subseteq V$ ,  $\cup c_i = V$ , and  $c_i \cap c_j = \emptyset$ . While some methods allow for overlapping communities, in this paper, we assume communities are disjoint, so overlapping is not considered in this context.

### C. Modularity

Modularity, introduced by Newman and Girvan in 2004 [16], is a widely used metric for evaluating the quality of communities identified by heuristic-based community detection algorithms. Communities with high modularity are characterized by dense internal connections and sparse connections between them. The modularity ranges from -0.5 to 1 [17], with higher values indicating better community structures. As mentioned by [18], modularity can be written as:

$$\sum_{c \in C} \frac{\text{vol}_w(c) - \text{cut}_w(C)}{\text{vol}_w(V)} - \frac{\text{vol}_w(C)^2}{\text{vol}_w(V)^2}$$

Modularity can be changed by moving vertices between communities. A move consists of removing a vertex from its current community and assigning it to a different one. Let  $A$  represent  $v$ 's current community and  $B$  the target community. Denote by  $A^-$  and  $B^-$  the communities  $A$  and  $B$  excluding  $v$ , respectively. The modularity change,  $\Delta Q_{v \rightarrow B}$ , resulting from such a move is given by:

$$\Delta Q_{v \rightarrow B} = 2 * \left( \frac{\text{cut}_w(v, B^-) - \text{cut}_w(v, A^-)}{\text{vol}_w(V)} - \deg_w(V) * \frac{\text{vol}_w(B^-) - \text{vol}_w(A^-)}{\text{vol}_w(V)^2} \right) \quad (1)$$

### D. Arachne

Arachne is an extension to the existing library, Arkouda, which provides Pandas- and NumPy-like operations at a super-computing scale. Arachne integrates into typical exploratory data analytics workflows within Arkouda by providing methods to automatically convert tabular data into graph structures, enabling large-scale graph operations and queries. It efficiently executes graph analytical kernels on shared memory and distributed memory, transferring data as needed between compute nodes and processors as required.

Currently, Arachne includes a variety of optimized graph kernels such as connected components [19], subgraph isomorphism [20], and k-truss [21], among others.

## III. ALGORITHMS

In this section, we describe two parallel variants of existing community detection algorithms, as well as the implementation details.

### A. Parallel Label Propagation

1) *Algorithm*: The Label Propagation Algorithm (LPA), introduced by Raghavan et al. [5], is a widely used method for community detection in large-scale networks due to its simplicity and scalability. The algorithm initializes each vertex with a unique label and iteratively updates vertex labels based on their neighbors. In each iteration, a vertex adopts the label with the highest aggregate edge weight in its neighborhood (for weighted graphs), effectively forming communities through local greedy updates. The process continues until convergence, defined as the number of label updates falling below a user-defined threshold  $\theta$ . LPA has near-linear time complexity; each iteration takes  $\mathcal{O}(m)$  time, and the total runtime is  $\mathcal{O}(L \cdot m)$ , where  $L$  is the number of iterations. Although  $L$  depends on network structure rather than size, LPA typically converges in only a few iterations in practice, despite the lack of formal guarantees.

2) *Implementation*: Algorithm 1 shows the pseudocode of our parallel label propagation implementation. The algorithm is parallelized by dividing the vertex set across threads, each operating independently on a shared label array (line 14). This asynchronous approach accelerates convergence but may lead to race conditions—when evaluating the neighborhood of vertex  $u$  (line 15), its neighbor  $v$  might hold either the

---

**Algorithm 1** Parallel Label Propagation (PLP).

---

```
1: Input: Graph  $G = (V, E)$ ,  $maxIteration$ ,  $threshold$ 
2: Output:  $C$ : Community of each vertex

3: function PLP( $G$ )
4:    $C \leftarrow [0..|V|]$   $\triangleright$  initialized as singleton
5:    $V_{active} \leftarrow V$   $\triangleright$  active vertices in each iteration
6:    $\Delta N \leftarrow 0$   $\triangleright$  number of vertices changed
7:   for  $l_i \in [0..maxIteration]$  do
8:      $\Delta N \leftarrow \text{PLPMove}(G, C)$ 
9:     if  $\Delta N \leq \text{THRESHOLD}$  then
10:      break
11:     end if
12:   end for
13:   return  $C$ 
14: end function

15: function PLPMove( $G, C$ )
16:    $\Delta N \leftarrow 0$ 
17:   Parallel for active vertex  $v \in V$  do
18:      $c^* \leftarrow \text{argmax}_c \{ \sum_{u \in N(v): C(u)=c} w(v, u) \}$ 
19:     if  $c^* = C[v]$  then
20:        $V_{active} \leftarrow V_{active} \setminus v$ 
21:       continue
22:     end if
23:      $C[v] \leftarrow c^*$ 
24:      $\Delta N \leftarrow \Delta N + 1$ 
25:      $V_{active} \leftarrow V_{active} \cup N(v)$ 
26:   return  $\Delta N$ 
27: end function
```

---

previous label  $C_{i-1}(v)$  or the current label  $C_i(v)$ . However, these race conditions are acceptable and even beneficial. In the original description of the algorithm [5], the vertices are traversed in random order. We make this step optional in our parallel version, relying instead on the inherent randomization provided by thread execution.

To improve efficiency, we maintain a set of active vertices,  $V_{active}$ , which is initialized in line 5. A vertex becomes inactive if its label remains unchanged after an iteration, as implemented in lines 19 and 20, and is removed from the active set. It is reactivated only if one of its neighbors updates its label, as handled in line 25. This selective update strategy significantly reduces redundant computations and focuses computation on regions of the graph still undergoing change. The algorithm terminates when the number of updated vertices falls below a user-defined threshold, which is checked in line 9, or when the predefined maximum number of iterations is reached, as specified in line 7. These termination criteria ensure efficient execution while preserving community quality, particularly in the presence of high-degree vertices that may otherwise delay convergence.

### B. Parallel Louvain Algorithm

The Louvain algorithm, introduced by Blondel *et al.* [6], is a multi-level greedy method designed to maximize modularity and identify high-quality, disjoint communities in large networks. The approach begins by assigning each vertex to its own community, resulting in an initial singleton partition, where each vertex is in a community by itself. In this way, every vertex is assigned a community ID equal to its vertex ID, an integer that uniquely identifies each vertex.

The algorithm proceeds through two iterative phases: the local-moving phase and the aggregation phase. During the local-moving phase, each vertex  $v$  evaluates whether moving to a neighboring community would increase modularity, and greedily joins the community that provides the highest gain. In the aggregation phase, all vertices within the same community are merged into a super-vertex, reducing the graph's size.

These two phases together form one iteration of the algorithm, which is repeated until no further improvement in modularity can be achieved.

In our parallel implementation of the Louvain algorithm, we go beyond the straightforward approach of parallelizing the main for-loop. Our primary optimizations leverage the features of Arachne and Arkouda to accelerate both the local-moving and aggregation phases of the algorithm. The specific improvements and detailed workings of our approach are outlined below:

1) *Local-moving Phase:* The pseudocode for the local-moving phase is shown in Alg. 2.

At the beginning of each local-moving phase, since we calculate  $\Delta Q$  using Equation. 1, we need to initialize two distributed arrays in parallel as shown in 1 of Algorithm. 2: *volVertex* and *volCom*, representing the volume of vertices and the volume of community. In line 4, each vertex is assigned its own community by setting the community ID to its vertex ID, effectively creating singleton communities. As a result, both *volVertex* and *volCom* are arrays initialized in lines 5-6 with lengths equal to the number of vertices, and their initial values are set to  $w(v)$ , the weight of the respective vertex.

The core of our local moving phase lies in the parallel vertex movement evaluation process starting from line 9. For each vertex  $v$ , the algorithm concurrently examines if moving  $v$  to one of its neighboring communities yields a positive  $\Delta Q$ . Specifically in lines 13-15, we parallelly compute the  $\Delta Q$  for each neighboring community. After identifying a neighboring community that yields the maximum increase in  $\Delta Q$  in line 16, the algorithm updates both the community membership and volume information. When a beneficial move is found, lines 17-19 show how we adjust the volumes by simultaneously decreasing *volCom*[ $c$ ] and increasing *volCom*[ $d$ ] by *volVertex*[ $v$ ], followed by updating the vertex's community ID.

To optimize computation, line 7 introduces an atomic boolean array, *needCheck*, which tracks whether a vertex should be reconsidered for movement in the next iteration. The parallel processing in line 11 ensures that a vertex is

---

**Algorithm 2** Parallel Local-Moving

---

```
1: Input: Graph  $G = (V, E)$ ,  $maxIteration$ 
2: Output: Updated communities for all vertices
3: for  $v \in V$  do
4:    $comID[v] \leftarrow vertexID[v]$   $\triangleright$  communityID
5:    $volVertex[v] \leftarrow w(v)$   $\triangleright$  volume of vertex
6:    $volCom[v] \leftarrow w(v)$   $\triangleright$  volume of community
7:    $needCheck[v] \leftarrow true$ 
8: end for
9: repeat
10:  Parallel for  $v \in V$  do
11:     $tmpNeedCheck[v] \leftarrow false$ 
12:    if  $needCheck[v] = true$  then
13:      Parallel for  $u \in N(v)$  do
14:         $\Delta Q_u \leftarrow \Delta Q_{v \rightarrow comID[u]}$ 
15:      End Parallel for
16:       $\Delta Q_{final} \leftarrow \argmax_{u \in N(v)} \Delta Q_u$ 
17:      if  $\Delta Q_{final} > 0$  then
18:         $volCom[comID[v]] -= volVertex[v]$ 
19:         $volCom[comID[final]] += volVertex[v]$ 
20:         $comID[v] \leftarrow comID[final]$ 
21:         $tmpNeedCheck[v] \leftarrow true$ 
22:      end if
23:    end if
24:  End Parallel for
25:   $needCheck \leftarrow tmpNeedCheck$ 
26: until No vertex changes community or iteration count
27:   exceeds  $maxIteration$ 
28: return  $comID$ 
```

---

only evaluated if it's marked for checking, which happens when either its community or that of one of its neighbors has changed. This selective processing significantly reduces unnecessary computations. The operation shown in line 25 updates the *needCheck* array for the next iteration based on the changes made in the current round. As specified in line 26, the local-moving phase continues this parallel process until either no vertex changes its community or the maximum iteration count is reached.

2) *Aggregation Phase:* In the implementation of the aggregation phase of the Louvain algorithm, we adopt a streamlined but robust strategy to remap and construct higher-level graphs iteratively. After determining the updated community assignments for each vertex at the start of the aggregation phase, the community IDs are first remapped to a contiguous range starting from 0 to the total number of unique communities. This ensures efficient indexing and facilitates following graph processing.

Subsequently, the edge list is traversed to update the endpoints of each edge according to the new community IDs. During this step, edge weights are recalculated based on the interactions between the communities represented by the endpoints. This updated edge list, now representing the coarsened graph, is transmitted back to the Python front end.

The Arachne framework leverages Arkouda's `GroupBy`

and `Broadcast` functionality during the graph reconstruction process. This critical step automatically merges edges with identical endpoints, aggregating their weights to produce the final edge weights for the coarsened graph. This integration of `GroupBy` and `Broadcast` not only simplifies the graph reconstruction but also ensures computational efficiency by offloading the aggregation process to Arkouda's optimized backend.

Following this, the algorithm alternates between the local-moving and aggregation phases in an iterative manner. During each iteration, vertices are reassigned to communities in the local-moving phase based on modularity optimization, and the edge list is updated in the aggregation phase to reflect the new community assignments and then reconstruct a new graph. These steps are repeated until no further changes in vertex community assignments occur, representing convergence and the termination of the algorithm. The overall process is outlined in the following pseudo-code.

---

**Algorithm 3** Parallel Louvain Algorithm

---

```
1: Input: Graph  $G = (V, E)$ ,  $maxIteration$   $\theta$ 
2: Output: Final communities for all vertices
3: function LOUVAIN(Graph  $G$ )
4:   repeat
5:      $C \leftarrow LocalMoving(G, \theta)$ 
6:      $done \leftarrow |\{c \mid c \in C\}| == |V(G)|$   $\triangleright$  Convergence
7:     if not  $done$  then
8:        $G \leftarrow Aggregation(G, C)$ 
9:     end if
10:  until  $done$ 
11:  return  $C$ 
12: end function
13: function AGGREGATION(Graph  $G$ , Partition  $C$ )
14:   $V \leftarrow C$   $\triangleright$  Remapping
15:   $E \leftarrow \{\{A, B\} \mid \{u, v\} \in E(G) : u \in A \in C, v \in B \in C\}$ 
16:  return Graph( $V, E$ )
17: end function
```

---

## IV. IMPLEMENTATION AND EXPERIMENTAL SETUP

### A. Datasets

In this section, we present an experimental analysis using several real-world datasets, including `com-amazon`, `com-dblp`, `com-youtube`, `com-livejournal`, `as-skitter`, and `com-orkut`. These datasets are commonly used in network analysis studies and are publicly available at SNAP [22]. The number of vertices in these datasets ranges from 0.335 million to 4.00 million, while the number of edges spans from 0.926 million to 117 million. Detailed information about each dataset is presented in Table I

### B. Experimental configuration

The experiments were conducted on an AMD EPYC 7763 server with dual sockets and 512GB of memory. Each socket

TABLE I: Dataset Statistics

Graph	$ V $	$ E $	Diameter
com-amazon	334,863	925,872	44
com-dblp	317,080	1,049,866	21
com-youtube	1,134,890	2,987,624	20
com-livejournal	3,997,962	34,681,189	17
as-skitter	1,696,415	11,095,298	25
com-orkut	3,072,441	117,185,083	9

contains 64 cores, providing a total of 128 cores. The system is equipped with 64KB of L1 caches, 512KB L2 caches, and 32MB L3 caches. Arachne is set up to work in the client-server model, where the client, typically a Python script or Jupyter notebook, interacts with an Arkouda server running on a high-performance computing (HPC) system. The relevant code was compiled using GCC version 13.2.0.

## V. EXPERIMENT RESULTS

### A. Comparing performance

We evaluate the performance of our parallel implementations of two community detection algorithms: Label Propagation and Louvain using Arachne. These implementations are compared to established Python libraries, including igraph, NetworkX and NetworkKit. The runtime for each algorithm is measured five times, and the average is reported to ensure accuracy and consistency.

1) *Label Propagation Algorithm*: As shown in Fig 1, our experimental results demonstrate that Arachne-LPA exhibits superior performance across all test graphs. For smaller graphs such as com-dblp and com-amazon, Arachne-LPA achieves execution times of 0.5s and 0.4s respectively, demonstrating speedups of 96.9x and 42.7x compared to igraph implementations. This performance advantage becomes more pronounced with larger graphs: on com-livejournal, Arachne-LPA completes in 16.3s compared to igraph’s 425.6s (26.2x speedup), while on com-orkut, it achieves a 15.4x speedup over igraph (31.9s vs 492.5s). Notably, NetworkX-LPA shows significant performance degradation on larger graphs, requiring 3686.4s for com-orkut.

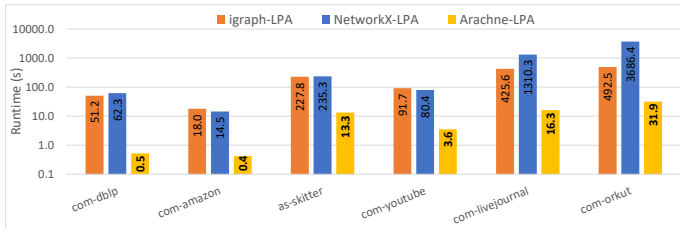


Fig. 1: Runtime in seconds with igraph-LPA, NetworkX-LPA, and Arachne-LPA

2) *Louvain Algorithm*: The runtime comparison of different Louvain implementations is presented in Fig. 2. The Arachne-Louvain implementation consistently outperforms other methods across almost all tested datasets. For smaller graphs like com-dblp and com-amazon, Arachne completes in 1.54s

and 1.57s, respectively, compared to 5.50s and 4.00s for igraph, 41.75s and 30.33s for NetworkX, and 0.44s and 0.62s for NetworkKit. While NetworkKit achieves lower runtimes on some small graphs, Arachne demonstrates strong scalability and becomes increasingly advantageous on larger datasets. For instance, on com-livejournal Arachne completes in 5.59s, significantly faster than igraph (417.34s), NetworkX (2214.39s), and NetworkKit (69.31s). The largest performance gain appears on com-orkut, where Arachne completes in 15.60s, compared to 1176.58s for igraph, 11072.52s for NetworkX, and 109.14s for NetworkKit. As shown in Fig. 3,

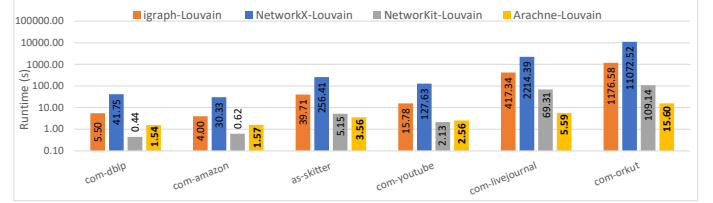


Fig. 2: Runtime in seconds with igraph-Louvain, NetworkX-Louvain, NetworkKit-Louvain, and Arachne-Louvain

Arachne-Louvain achieves modularity that are highly comparable to those produced by sequential implementations. For example, on com-amazon and as-skitter, Arachne reaches modularity values of 0.9248 and 0.8289, closely matching the results from igraph (0.9262 and 0.8404) and NetworkX (0.9260 and 0.8462). In contrast, NetworkKit tends to produce lower modularity values on several datasets, such as 0.6918 on com-amazon and 0.7503 on as-skitter. These results suggest that Arachne not only provides significantly faster execution than sequential implementations but also delivers higher quality results than existing parallel baselines like NetworkKit.

3) *Analysis across Graph Sizes*: The experimental results reveal consistent performance characteristics across the two algorithms. Our experiments demonstrate that the relative performance advantage of Arachne implementations exhibits a strong correlation with graph size. For smaller graphs such com-dblp and com-amazon, we observe moderate but consistent performance improvements. However, the efficiency becomes substantially more significant for large-scale graphs like com-livejournal and com-orkut, where performance improvements frequently span multiple orders of magnitude. This scaling behavior suggests that Arachne’s

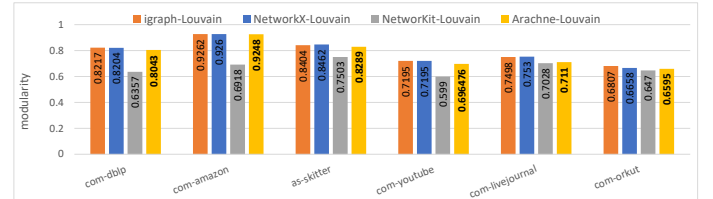


Fig. 3: Modularity with igraph-Louvain, NetworkX-Louvain, NetworkKit-Louvain, and Arachne-Louvain

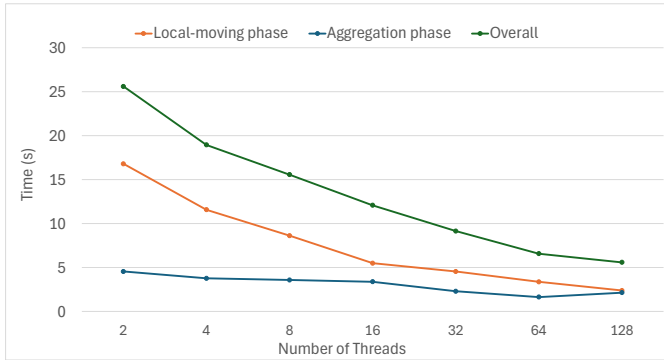


Fig. 4: Scalability of execution times as the number of threads is increased for the Louvain implementation.

parallel processing approach becomes particularly effective as graph size increases, making it especially suitable for large-scale graph analysis tasks.

### B. Strong Scaling

The strong scaling experiments were conducted on the `com-livejournal` dataset to evaluate the parallel efficiency of our Louvain implementation, as shown in Fig. 4. We varied the number of threads from 2 to 128 by configuring the `CHPL_RT_NUM_THREADS_PER_LOCALE` environment variable in Chapel. To provide deeper insights into the scaling behavior, we also break down the runtime of different phases to better understand the individual performance.

Our experimental results demonstrate that the Louvain implementation achieves strong scalability. As the number of threads increases, we observe substantial performance improvements. Specifically, the total execution time decreases from 25.6 seconds with 2 threads to 5.6 seconds with 128 threads, yielding a 4.6 $\times$  speedup.

When it comes to phase-level analysis, the local-moving phase, which dominates the sequential execution time in Louvain algorithm, shows the most significant improvement with parallelization. Specifically, its execution time improves by 7 $\times$  when scaling from 2 to 128 threads, reducing from 16.8s to 2.4s. This indicates that the label-update operations in this phase are highly parallelizable. In contrast, the aggregation phase exhibits limited scalability due to its global communication requirements.

## VI. RELATED WORK

Numerous community detection algorithms have been developed, tackling the problem from various perspectives.

Label propagation is a widely used local heuristic for community detection. Introduced by Raghavan et al. [5], it gained popularity due to its simplicity, efficiency, and ease of implementation. Various improvements have since been proposed to address its limitations. For example, Zhang [23] introduced edge clustering coefficients into the update rule to enhance stability and accuracy, while Wang [24] proposed NI-LPA, which incorporates a vertex importance index—computed via

k-core decomposition, neighborhood signal propagation, and Jaccard similarity—into the label selection process. These enhancements aim to improve the robustness and quality of label propagation methods.

The Louvain algorithm is a greedy modularity optimization method for detecting communities with high modularity. To scale it to large graphs, several parallel Louvain methods (PLMs) have been proposed. A key challenge in PLMs is the synchronization of vertex updates. Some methods use non-real-time strategies where vertex states are updated only after each full iteration. For instance, Lu [9] implemented a non-real-time Louvain variant using OpenMP. In contrast, real-time strategies update vertex information immediately during local moves. Naim [25] adopts this approach using two hash tables to manage vertex and community data, achieving up to 270 $\times$  speedup on medium-scale graphs. However, such methods can incur high storage and computation costs.

Other work focuses on leveraging hardware acceleration. Forster [26] employs CUDA to implement Louvain on GPUs, achieving up to 12 $\times$  speedup compared to CPU-based versions. Bhowmick et al. [27] proposed HyDetect, a hybrid CPU-GPU Louvain algorithm, and later extended it to support multi-node, multi-GPU systems [28]. Chou’s Nido system applies a batched clustering strategy optimized for GPUs, enabling processing of graphs exceeding aggregate GPU memory.

Several graph analytics libraries provide community detection capabilities. NetworkKit [29] is a hybrid C++/Python framework offering parallel implementations of Louvain and Leiden [30]. cuGraph, part of NVIDIA’s RAPIDS suite, delivers GPU-accelerated graph analytics through a Python interface, with core routines written in CUDA/C++.

## VII. CONCLUSION AND FUTURE WORK

Large graph analysis presents significant challenges for data scientists, particularly in community detection, which is a common task. In this paper, we have developed and implemented several parallel and optimized algorithms for community detection with the open-source framework, Arachne. Arachne facilitates large-scale graph analytics by leveraging supercomputers and cloud resources while providing a user-friendly Python interface. Our experimental results show that our implementation within the Arachne framework achieves substantial performance improvements, with absolute speedups compared to existing Python toolkits like NetworkX, igraph, and NetworkKit, demonstrating great scalability as well.

For future work, we plan to expand the capabilities of Arachne by implementing additional community detection algorithms. In the meantime, we aim to conduct comparative experiments against other state-of-the-art implementations to further validate the performance advantages of Arachne. By continuing to enhance and optimize our software, we try to empower data scientists to analyze and derive insights from large-scale graph data.

## VIII. ACKNOWLEDGEMENT

We thank the Chapel and Arkouda communities for their support and guidance. This research is supported in part by NSF grants CCF-2109988, OAC-2402560. and CCF-2453324.

## REFERENCES

- [1] M. Yildirimoglu and J. Kim, "Identification of communities in urban mobility networks using multi-layer graphs of network traffic," *Transportation Research Part C: Emerging Technologies*, vol. 89, pp. 254–267, 2018.
- [2] P. Bedi and C. Sharma, "Community detection in social networks," *Wiley interdisciplinary reviews: Data mining and knowledge discovery*, vol. 6, no. 3, pp. 115–135, 2016.
- [3] A. C. Lewis, N. S. Jones, M. A. Porter, and C. M. Deane, "The function of communities in protein interaction networks at multiple scales," *BMC systems biology*, vol. 4, no. 1, pp. 1–14, 2010.
- [4] J. Gavin and M. Crane, "Community detection in cryptocurrencies with potential applications to portfolio diversification," in *FinTech Research and Applications: Challenges and Opportunities*. World Scientific, 2023, pp. 177–202.
- [5] U. N. Raghavan, R. Albert, and S. Kumara, "Near linear time algorithm to detect community structures in large-scale networks," *Physical review E*, vol. 76, no. 3, p. 036106, 2007.
- [6] V. D. Blondel, J.-L. Guillaume, R. Lambiotte, and E. Lefebvre, "Fast unfolding of communities in large networks," *Journal of statistical mechanics: theory and experiment*, vol. 2008, no. 10, p. P10008, 2008.
- [7] X. Que, F. Checconi, F. Petrini, and J. A. Gunnels, "Scalable community detection with the Louvain algorithm," in *2015 IEEE International Parallel and Distributed Processing Symposium*. IEEE, 2015, pp. 28–37.
- [8] S. Ghosh, M. Halappanavar, A. Tumeo, A. Kalyanaraman, H. Lu, D. Chavarria-Miranda, A. Khan, and A. Gebremedhin, "Distributed Louvain algorithm for graph community detection," in *2018 IEEE international parallel and distributed processing symposium (IPDPS)*. IEEE, 2018, pp. 885–895.
- [9] H. Lu, M. Halappanavar, and A. Kalyanaraman, "Parallel heuristics for scalable community detection," *Parallel Computing*, vol. 47, pp. 19–37, 2015.
- [10] J. Shi, L. Dhulipala, D. Eisenstat, J. Łacki, and V. Mirrokni, "Scalable community detection via parallel correlation clustering," *arXiv preprint arXiv:2108.01731*, 2021.
- [11] S. Sahu, "GVE-Louvain: Fast Louvain Algorithm for Community Detection in Shared Memory Setting," *arXiv preprint arXiv:2312.04876*, 2023.
- [12] O. A. Rodriguez, Z. Du, J. Patchett, F. Li, and D. A. Bader, "Arachne: an Arkouda package for large-scale graph analytics," in *2022 IEEE High Performance Extreme Computing Conference (HPEC)*. IEEE, 2022, pp. 1–7.
- [13] M. Merrill, W. Reus, and T. Neumann, "Arkouda: interactive data exploration backed by Chapel," in *Proceedings of the ACM SIGPLAN 6th on Chapel Implementers and Users Workshop*, 2019, pp. 28–28.
- [14] B. L. Chamberlain, D. Callahan, and H. P. Zima, "Parallel programmability and the chapel language," *The International Journal of High Performance Computing Applications*, vol. 21, no. 3, pp. 291–312, 2007.
- [15] F. Nguyen, "Leiden-based parallel community detection," *Bachelor's Thesis. Karlsruhe Institute of Technology*, 2021.
- [16] M. E. Newman and M. Girvan, "Finding and evaluating community structure in networks," *Physical review E*, vol. 69, no. 2, p. 026113, 2004.
- [17] U. Brandes, D. Delling, M. Gaertler, R. Gorke, M. Hoefer, Z. Nikoloski, and D. Wagner, "On modularity clustering," *IEEE Transactions on Knowledge and Data Engineering*, vol. 20, no. 2, pp. 172–188, 2007.
- [18] M. Hamann, "Scalable Community Detection," Ph.D. dissertation, Dissertation, Karlsruhe, Karlsruher Institut für Technologie (KIT), 2020, 2021.
- [19] Z. Du, O. A. Rodriguez, F. Li, M. Dindoost, and D. Bader, "Minimum-Mapping based Connected Components Algorithm." The 10th Annual Chapel Implementers and Users Workshop (CHIUIW), 2023.
- [20] M. Dindoost, O. A. Rodriguez, S. Bagchi, P. Pauliuchenka, Z. Du, and D. A. Bader, "VF2-PS: Parallel and Scalable Subgraph Monomorphism in Arachne." 28th Annual IEEE High Performance Extreme Computing Conference (HPEC), 2024.
- [21] Z. Du, J. Patchett, O. A. Rodriguez, F. Li, and D. A. Bader, "High-Performance Truss Analytics in Arkouda," in *2022 IEEE 29th International Conference on High Performance Computing, Data, and Analytics (HiPC)*. IEEE, 2022, pp. 105–114.
- [22] J. Leskovec and A. Krevl, "SNAP Datasets: Stanford large network dataset collection," <http://snap.stanford.edu/data>, Jun. 2014.
- [23] X.-K. Zhang, X. Tian, Y.-N. Li, and C. Song, "Label propagation algorithm based on edge clustering coefficient for community detection in complex networks," *International Journal of Modern Physics B*, vol. 28, no. 30, p. 1450216, 2014.
- [24] T. Wang, S. Chen, X. Wang, and J. Wang, "Label propagation algorithm based on node importance," *Physica A: Statistical Mechanics and its Applications*, vol. 551, p. 124137, 2020.
- [25] M. Naim, F. Manne, M. Halappanavar, and A. Tumeo, "Community detection on the GPU," in *2017 IEEE International Parallel and Distributed Processing Symposium (IPDPS)*. IEEE, 2017, pp. 625–634.
- [26] R. Forster, "Louvain community detection with parallel heuristics on GPUs," in *2016 IEEE 20th Jubilee International Conference on Intelligent Engineering Systems (INES)*. IEEE, 2016, pp. 227–232.
- [27] A. Bhowmik and S. Vadhiyar, "Hydect: A hybrid CPU-GPU algorithm for community detection," in *2019 IEEE 26th International Conference on High Performance Computing, Data, and Analytics (HiPC)*. IEEE, 2019, pp. 2–11.
- [28] A. Bhowmick, S. Vadhiyar, and V. PV, "Scalable multi-node multi-GPU Louvain community detection algorithm for heterogeneous architectures," *Concurrency and Computation: Practice and Experience*, vol. 34, no. 17, p. e6987, 2022.
- [29] C. L. Staudt, A. Sazonovs, and H. Meyerhenke, "NetworkKit: A tool suite for large-scale complex network analysis," *Network Science*, vol. 4, no. 4, pp. 508–530, 2016.
- [30] C. L. Staudt and H. Meyerhenke, "Engineering parallel algorithms for community detection in massive networks," *IEEE Transactions on Parallel and Distributed Systems*, vol. 27, no. 1, pp. 171–184, 2015.