

A Method for Optimizing Connections in Differentiable Logic Gate Networks

Wout Mommen^{*†}, Lars Keuninckx^{*}, Matthias Hartmann^{*}, Piet Wambacq[†]

^{*}Novel Algorithms and Compute Systems (NACS)
imec, Leuven, Belgium
Email: Wout.Mommen@imec.be

[†] Electronics and Informatics (ETRO)
Vrije Universiteit Brussel (VUB), Brussels, Belgium
Email: Piet.Wambacq@vub.be

Abstract—We introduce a novel method for partial optimization of the connections in Deep Differentiable Logic Gate Networks (LGNs). Our training method utilizes a probability distribution over a subset of connections per gate input, selecting the connection with highest merit, after which the gate-types are selected. We show that the connection-optimized LGNs outperform standard fixed-connection LGNs on the Yin-Yang, MNIST and Fashion-MNIST benchmarks, while requiring only a fraction of the number of logic gates. When training all connections, we demonstrate that 8000 simple logic gates are sufficient to achieve over 98% on the MNIST data set. Additionally, we show that our network has 24 times fewer gates, while performing better on the MNIST data set compared to standard fully connected LGNs. As such, our work shows a pathway towards fully trainable Boolean logic.

Index Terms—Artificial intelligence, Backpropagation, Neural network hardware, Logic gates, Ultra low power, Neuromorphic computing, AI accelerators, Edge AI

I. INTRODUCTION

In recent years it has become clear that running AI models requires a lot of power [1], [2]. As such, a strong interest has been shown to make these models and their associated hardware more energy efficient, especially on the inference side [3], [4]. One example is the field of neuromorphic computing that uses bio-inspired Spiking Neural Networks (SNNs) [5], [6] to save a great deal of energy by considering the inputs to all layers to be binary. In that way, the multiply-accumulate (MAC) operations that are needed for determining the neuron activations are reduced to accumulate-only operations. These SNNs can be sparsified [7] and their weight values quantized [8] to a low number of bits, again saving energy and using less hardware. Clearly, neuromorphic methods such as SNNs have delivered their successes in energy efficiency [9], [10], however the question arises if this is the best solution possible.

Very recently, it has become clear that directly training a network of Boolean gates, i.e. the very fabric of digital

hardware, is possible [11]. These so-called Deep Differentiable Logic Gate Networks (LGNs) are feedforward multi-layered networks of logic gates, in which each gate has two input connections. These networks have fixed random connections but trainable gate-types, which are relaxed to 16 different differentiable expressions, one for each two-input Boolean operator, and are trained with backpropagation. A convolutional approach to LGNs has also been demonstrated showing state-of-the-art performance in throughput speed, accuracy and number of gates [12]. Additionally, there exist methods that use other digital hardware elements as “neurons” such as monostable multivibrator (MMV) networks [13], lookup table (LUT) networks [14], [15] and networks of multiplexers (MUXes) [16].

In this work we propose a method to extend the paradigm of LGNs with trainable connections. Our contributions are the following:

- We introduce a novel method for learning the connections in LGNs. Currently, the connections in LGNs are fixed, hence it is likely not the optimal way of obtaining the smallest network of logic gates for a certain task. In this work, the number of learnable connections per gate input is a hyperparameter that can be chosen.
- This method is tested on the Yin-Yang, MNIST and Fashion-MNIST benchmarks. It is shown that LGNs with trained connections are significantly smaller compared to LGNs with fixed connections, while maintaining the same state-of-the-art accuracy and throughput.
- A first attempt at training all connections in LGNs with this method is tried out. Although the increase of accuracy is only valid up to two layer deep networks, we show that our fully connected network needs 24 times fewer gates compared to fixed connection networks, while achieving a higher accuracy on the MNIST data set. Even when comparing our fully connected network to a convolutional network with fixed connections, we still use 9 times less gates.

II. TRAINING METHOD

A. Standard training method

The standard way of training the gates in LGNs is by learning a probability distribution $(p_g)_{k,i}^l$ over all 16 possible 2-input Boolean operations f_i (e.g. AND, OR, XNOR, ...). Here l is the layer number, k is the index of the gate within that layer and i refers to gate operation f_i . Each of these 16 operations is explained in [11]. The output of gate k in layer l is represented in the following way:

$$g_k^l = \sum_{i=0}^{15} (p_g)_{k,i}^l \cdot f_i(a_k^l, b_k^l) = \sum_{i=0}^{15} \frac{e^{(w_g)_{k,i}^l/T_g}}{\sum_j e^{(w_g)_{k,j}^l/T_g}} \cdot f_i(a_k^l, b_k^l). \quad (1)$$

Here a_k^l and b_k^l are the input values to logic gate k of layer l . The probability distribution $(p_g)_{k,i}^l$ is given by the output of a softmax function that contains trainable weights $(w_g)_{k,i}^l$, such that for each gate in each layer there is an associated weight for each gate operation f_i . The temperature T_g is a hyperparameter. After training the gates in a network with non-trainable connections, the gate operation f_i matching the largest probability is chosen as in [11]. Residual initialization is used to initialize weight values of the gates as described in [12].

B. Training the connections

We now extend this method of learning the correct gate operation for each gate through a softmax probability distribution, to learning the connections to the gates. The first input a of gate k in layer l is given by

$$a_k^l = \sum_{i=0}^{N_c-1} (p_a)_{k,i}^l \cdot g_i^{l-1} = \sum_{i=0}^{N_c-1} \frac{e^{(w_a)_{k,i}^l/T_c}}{\sum_j e^{(w_a)_{k,j}^l/T_c}} \cdot g_i^{l-1}. \quad (2)$$

Here N_c are the number of connections that are trained for each input of each gate, which is equal to $N^{(l-1)}$ when all connections are trained. A weight matrix $(w_a)_{k,i}^l$ for the first input of gate k in layer l is learned and each of the weight values are normalized by a connection temperature T_c . The index i refers to the i^{th} gate in the previous layer ($l-1$). The expression for the second input b_k^l is similar, but with probability $(p_b)_{k,i}^l$ and weight matrix $(w_b)_{k,i}^l$. Similarly to the gates, the softmax is changed into an argmax distribution, selecting the connection with the highest probability. This is done by starting with a high T_c and slowly lowering it to a chosen minimum value during training. In that way, the output of the softmax function changes from having a very uniform distribution at the beginning of training, to a very peaked one at the end of training. Hence, the softmax function can be seen as a smooth argmax function. Implementation-wise, if $N_c = N^{(l-1)}$, a weight matrix is used that contains full precision values at the start of training. A softmax is calculated for each row of the $(w_a)_{k,i}^l$ and $(w_b)_{k,i}^l$ matrices. A matrix-vector multiplication between these matrices and the inputs are performed. By slowly lowering T_c , each row will

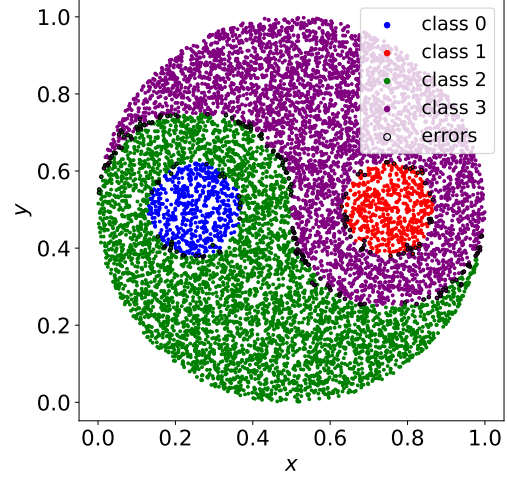


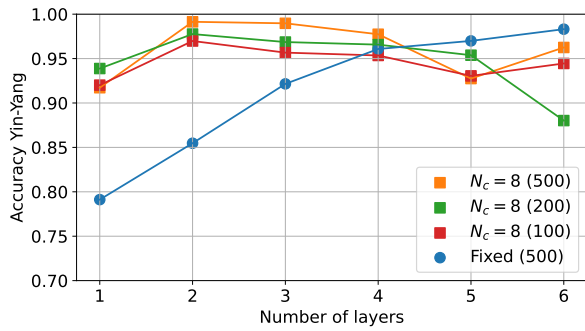
Fig. 1: The test output of the Yin-Yang data set using a 2-layer network of 500 gates/layer with the number of trainable connections per gate input (N_c) equal to 16. A test accuracy of 99.22% was observed on these 10 000 data points.

converge to an N_c -dimensional one-hot encoded vector. If N_c is quite small (e.g. 8 or 16), only indices are used to refer to inputs of the previous layer, which requires less memory. The matrix-vector multiplication is then replaced by the Hadamard product. In the next section, we apply our method to three different common data sets.

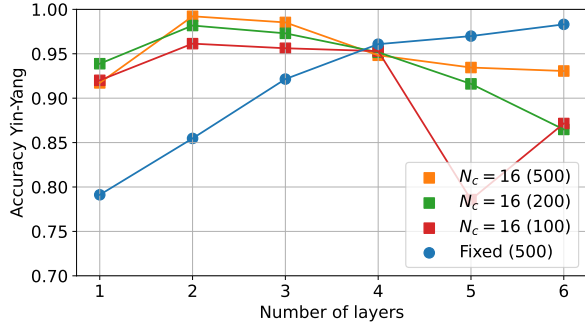
III. RESULTS AND DISCUSSION

A. Yin-Yang

The goal of the Yin-Yang data set [17] is to classify points in the xy -plane into four different regions, as given in Figure 1. The (x, y) coordinates are encoded in 12-bit vectors, such that the input dimension of the networks is 24. The train set consists of 200 000 data points and the test set contains 10 000 data points. The accuracy as a function of layer depth can be seen in Figure 2a for $N_c = 8$ and Figure 2b for $N_c = 16$. A value of 12 is chosen for N_c for the first layer. All models are trained with a learning rate of 0.01 for 100 epochs. For the models with trainable connections, T_c is lowered from 1 to 10^{-4} from epoch 60 to 80 and T_g is lowered from 1 to 10^{-4} from epoch 80 to 100. From Figure 2a and Figure 2b it is clear that training the connections improves the accuracy significantly for shallow networks, since all models with trainable connections perform better up to around 3-4 layers. For example, a network with trainable connections consisting of 200 gates (2 layers of 100 gates/layer) achieves a higher accuracy (96.98%) than a network with fixed connections of 2000 gates (4 layers of 500 gates/layer, 96.08%), resulting in one order of magnitude less hardware. Due to a smaller output layer size of 100 gates/layer compared to 500 gates/layer, the population counters will be smaller, again saving hardware.



(a)

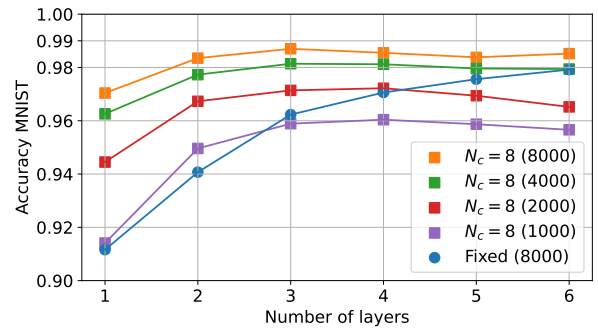


(b)

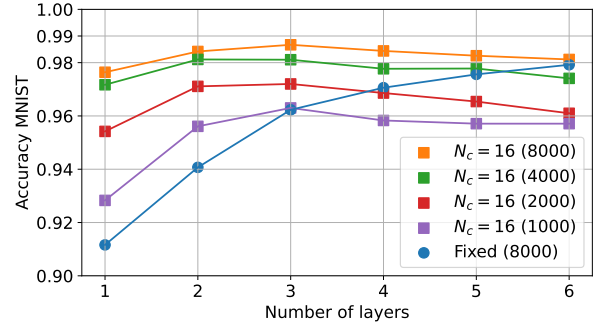
Fig. 2: Accuracy on the Yin-Yang data set as a function of number of layers for (a) $N_c = 8$ and (b) $N_c = 16$ compared with a network of fixed connections. Here N_c is the number of trainable connections per input per gate. The number of gates per layer are given between brackets.

B. MNIST

The MNIST data set [18] consist of 28x28 grayscale images of handwritten digits ranging from 0 until 9. Before inputting these 784 pixel values into the model, a threshold of 0.5 is used to binarize them. Figure 3a and 3b give the accuracy of the MNIST data set as a function of layer depth for $N_c = 8$ and $N_c = 16$ respectively. All models are trained using a learning rate of 0.01. The models with fixed or trainable connections are trained for 200 or 240 epochs respectively. In the latter case, T_c is lowered from epoch 160 until 200 and T_g is lowered from epoch 200 until 240, using the same start and end values as mentioned before. Again, the networks with trainable connections outperform the ones with fixed connections, using the same number of gates/layer. The largest improvement is found for more shallow networks, i.e. a 3-layer network of 4000 gates/layer with trainable connections performs better (98.14%) than a 6-layer network of 8000 gates/layer (97.92%). This is an improvement by a factor of 4 with respect to the number of gates and connections. Another example is the 1-layer network of 1000 gates with $N_c = 16$, which performs better (92.83%) than a 1-layer network with fixed connections (91.16%), while having 8 times less gates and connections. Again, it is expected that less logic is needed for the population counts.



(a)



(b)

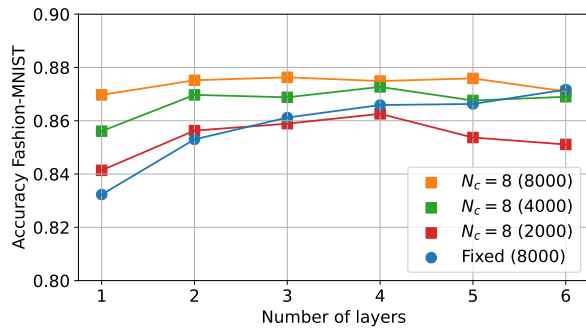
Fig. 3: Accuracy on the MNIST data set as a function of number of layers for (a) $N_c = 8$ and (b) $N_c = 16$ compared with a network of fixed connections. Here N_c is the number of trainable connections per input per gate. The number of gates per layer are given between brackets.

C. Fashion-MNIST

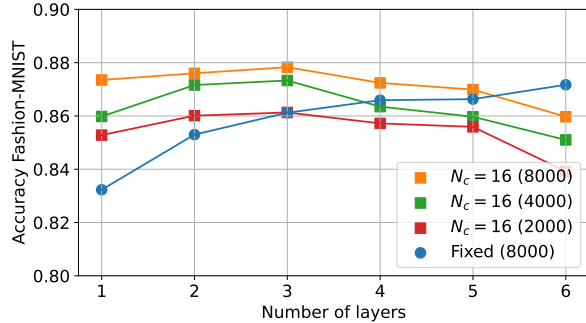
The Fashion-MNIST data set [19] is similar to the MNIST data set, but instead of handwritten digits, there are 10 classes of clothing items. Thresholds of 0.25, 0.5 and 0.75 are used to encoded the data into a binary format such that it can be used as input to the models. All models are trained using the same settings as for the MNIST data set. The accuracy as a function of number of layers can be seen in Figure 4a and Figure 4b for $N_c = 8$ and $N_c = 16$ respectively. Up to 5 layers, the networks with trainable connections clearly outperform the networks with fixed connections. For example, a network with trainable connections using 2 layers of 4000 gates/layer has a similar accuracy (87.16%) as a network using 6 layers of 8000 gates/layer (87.17%) with fixed connections, requiring 6 times less gates and connections.

D. Training all connections

We attempt to train all connections of LGNs on the MNIST data set. An accuracy increase up to two layer deep networks was achieved, but for deeper networks the accuracy slightly decreased. Using a network of 1x8000 and 2x8000 gates, accuracies of 98.19% and 98.68% were observed respectively, showcasing that 8000 simple logic gates are all you need to obtain more than 98% on MNIST. According to [12], 384 000



(a)



(b)

Fig. 4: Accuracy on the Fashion-MNIST data set as a function of number of layers for (a) $N_c = 8$ and (b) $N_c = 16$ compared with a network of fixed connections. Here N_c is the number of trainable connections per input per gate. The number of gates per layer are given between brackets.

gates (fully connected) and 147 000 gates (convolutional) are needed to obtain accuracies of 98.47% and 98.46% respectively. This means that our fully connected network achieves a higher accuracy (98.68%), while having a factor of 24 (fully connected) and 9 (convolutional) fewer gates.

IV. CONCLUSION

Partially training the connections in LGNs leads to a better performance using significantly smaller networks, especially for shallow networks. It was observed that the networks trained on the Yin-Yang, MNIST and Fashion-MNIST data sets needed 10, 8 and 6 times fewer gates and connections respectively, while having an equivalent or higher accuracy. When training all connections of a fully connected network, this factor was equal to 24 (fully connected with fixed connections) or 9 (convolutional with fixed connections). In future work we will focus on further improving the algorithm to deeper networks and applying it to Convolutional Differentiable LGNs. Only training a low number of connections can already be useful for fully training the convolutional filters in these types of networks. The classification part is usually quite shallow and could be trained fully. Ultimately, this leads to more efficient scaling for larger networks, broadening the range of applications of LGNs.

ACKNOWLEDGMENT

This work has received funding from the Flemish Government under ‘‘Onderzoeksprogramma Artiificiële Intelligentie Vlaanderen’’ (Flanders AI Research).

REFERENCES

- [1] J. Sevilla, L. Heim, A. Ho, T. Besiroglu, M. Hobbhahn, and P. Villalobos, ‘‘Compute Trends Across Three Eras of Machine Learning,’’ in *2022 International Joint Conference on Neural Networks (IJCNN)*, Jul. 2022, pp. 1–8.
- [2] R. Desislavov, F. Martínez-Plumed, and J. Hernández-Orallo, ‘‘Trends in AI inference energy consumption: Beyond the performance-vs-parameter laws of deep learning,’’ *Sustainable Computing: Informatics and Systems*, vol. 38, p. 100 857, Apr. 2023.
- [3] M. Rastegari, V. Ordonez, J. Redmon, and A. Farhadi, ‘‘XNOR-Net: ImageNet Classification Using Binary Convolutional Neural Networks,’’ en, in *Computer Vision – ECCV 2016*, B. Leibe, J. Matas, N. Sebe, and M. Welling, Eds., Cham: Springer International Publishing, 2016, pp. 525–542.
- [4] I. Hubara, M. Courbariaux, D. Soudry, R. El-Yaniv, and Y. Bengio, ‘‘Quantized Neural Networks: Training Neural Networks with Low Precision Weights and Activations,’’ *Journal of Machine Learning Research*, vol. 18, no. 187, pp. 1–30, 2018.
- [5] C. D. Schuman, S. R. Kulkarni, M. Parsa, J. P. Mitchell, P. Date, and B. Kay, ‘‘Opportunities for neuromorphic computing algorithms and applications,’’ *Nature Computational Science*, vol. 2, no. 1, pp. 10–19, Jan. 2022.
- [6] J. K. Eshraghian, M. Ward, E. O. Neftci, *et al.*, ‘‘Training Spiking Neural Networks Using Lessons From Deep Learning,’’ *Proceedings of the IEEE*, vol. 111, no. 9, pp. 1016–1054, Sep. 2023.
- [7] N. Rathi, P. Panda, and K. Roy, ‘‘STDP-Based Pruning of Connections and Weight Quantization in Spiking Neural Networks for Energy-Efficient Recognition,’’ *IEEE Transactions on Computer-Aided Design of Integrated Circuits and Systems*, vol. 38, no. 4, pp. 668–677, Apr. 2019.
- [8] R. V. W. Putra and M. Shafique, ‘‘Q-SpiNN: A Framework for Quantizing Spiking Neural Networks,’’ in *2021 International Joint Conference on Neural Networks (IJCNN)*, Jul. 2021, pp. 1–8.
- [9] P. U. Diehl, B. U. Pedroni, A. Cassidy, P. Merolla, E. Neftci, and G. Zarella, ‘‘TrueHappiness: Neuromorphic emotion recognition on TrueNorth,’’ in *2016 International Joint Conference on Neural Networks (IJCNN)*, Jul. 2016, pp. 4278–4285.
- [10] S. Kim, S. Park, B. Na, and S. Yoon, ‘‘Spiking-YOLO: Spiking Neural Network for Energy-Efficient Object Detection,’’ en, *Proceedings of the AAAI Conference on Artificial Intelligence*, vol. 34, no. 07, pp. 11 270–11 277, Apr. 2020.
- [11] F. Petersen, C. Borgelt, H. Kuehne, and O. Deussen, ‘‘Deep Differentiable Logic Gate Networks,’’ en, *Advances in Neural Information Processing Systems*, vol. 35, pp. 2006–2018, Dec. 2022.
- [12] F. Petersen, H. Kuehne, C. Borgelt, J. Welzel, and S. Ermon, ‘‘Convolutional Differentiable Logic Gate Networks,’’ en, *Advances in Neural Information Processing Systems*, vol. 37, pp. 121 185–121 203, Dec. 2024.
- [13] L. Keuninckx, M. Hartmann, P. Detterer, A. Safa, and I. Ocket, *Not Biologically Inspired: On Training Networks of Monostable Multivibrator Timer Neurons*, en, Apr. 2023.
- [14] E. Wang, J. J. Davis, P. Y. K. Cheung, and G. A. Constantinides, *LUTNet: Rethinking Inference in FPGA Soft Logic*, Apr. 2019.
- [15] E. Wang, J. J. Davis, P. Y. K. Cheung, and G. A. Constantinides, *LUTNet: Learning FPGA Configurations for Highly Efficient Neural Network Inference*, Mar. 2020.
- [16] Y. Y. Lee, Z. A. Halim, M. N. A. Wahab, and T. A. Almohamad, ‘‘Stochastic Computing Convolutional Neural Network Architecture Reinvented for Highly Efficient Artificial Intelligence Workload on Field-Programmable Gate Array,’’ *Research*, vol. 7, p. 0307, Mar. 2024.
- [17] L. Kriener, J. Göltz, and M. A. Petrovici, *The Yin-Yang dataset*, Jan. 2022.
- [18] Y. LeCun, C. Cortes, and C. J.C. Burges, *MNIST database of handwritten digits*, 1998. [Online]. Available: <http://yann.lecun.com/exdb/mnist/>.
- [19] H. Xiao, K. Rasul, and R. Vollgraf, *Fashion-MNIST: A Novel Image Dataset for Benchmarking Machine Learning Algorithms*, Sep. 2017.