

---

# CRITICAL NODES IDENTIFICATION IN COMPLEX NETWORKS: A SURVEY

---

A PREPRINT

**Duxin Chen \***

School of Mathematics  
Southeast University  
Nanjing 211189, China  
chendx@seu.edu.cn

**Jiawen Chen \***

School of Mathematics  
Southeast University  
Nanjing 211189, China  
jiawenchen@seu.edu.cn

**Xiaoyu Zhang**

School of Mathematics  
Southeast University  
Nanjing 211189, China  
220242060@seu.edu.cn

**Qinghan Jia**

School of Mathematics  
Southeast University  
Nanjing 211189, China  
220242053@seu.edu.cn

**Xiaolu Liu**

School of Automation  
Nanjing Institute of Technology  
Nanjing 211167, China  
emspc@126.com

**Ye Sun**

School of Mathematics  
Southeast University  
Nanjing 211189, China  
yesun@seu.edu.cn

**Linyuan Lü**

School of Cyber Science and Technology,  
University of Science and Technology of China  
Hefei 230026, China  
linyuan.lv@ustc.edu.cn

**Wenwu Yu †**

School of Mathematics  
Southeast University  
Nanjing 211189, China  
wwyu@seu.edu.cn

## ABSTRACT

Complex networks have become essential tools for understanding diverse phenomena in social systems, traffic systems, biomolecular systems, and financial systems. Identifying critical nodes is a central theme in contemporary research, serving as a vital bridge between theoretical foundations and practical applications. Nevertheless, the intrinsic complexity and structural heterogeneity characterizing real-world networks, with particular emphasis on dynamic and higher-order networks, present substantial obstacles to the development of universal frameworks for critical node identification. This paper provides a comprehensive review of critical node identification techniques, categorizing them into seven main classes: centrality, critical nodes deletion problem, influence maximization, network control, artificial intelligence, higher-order and dynamic methods. Our review bridges the gaps in existing surveys by systematically classifying methods based on their methodological foundations and practical implications, and by highlighting their strengths, limitations, and applicability across different network types. Our work enhances the understanding of critical node research by identifying key challenges, such as algorithmic universality, real-time evaluation in dynamic networks, analysis of higher-order structures, and computational efficiency in large-scale networks. The structured synthesis consolidates current progress and highlights open questions, particularly in modeling temporal dynamics, advancing efficient algorithms, integrating machine learning approaches, and developing scalable and interpretable metrics for complex systems.

**Keywords:** Complex Network, Critical Nodes, Network Structure, Complex System

## 1 Introduction

Complex networks and systems are fundamental to diverse fields, including social network analysis, urban traffic modeling [1], biomolecular structure analysis [2], and financial system [3], where understanding the interplay between network structure, system architecture, and functionality is a central research focus [4]. A typical network consists of

---

\*Co-author: Contributed equally to this article

†Corresponding author: wwyu@seu.edu.cn

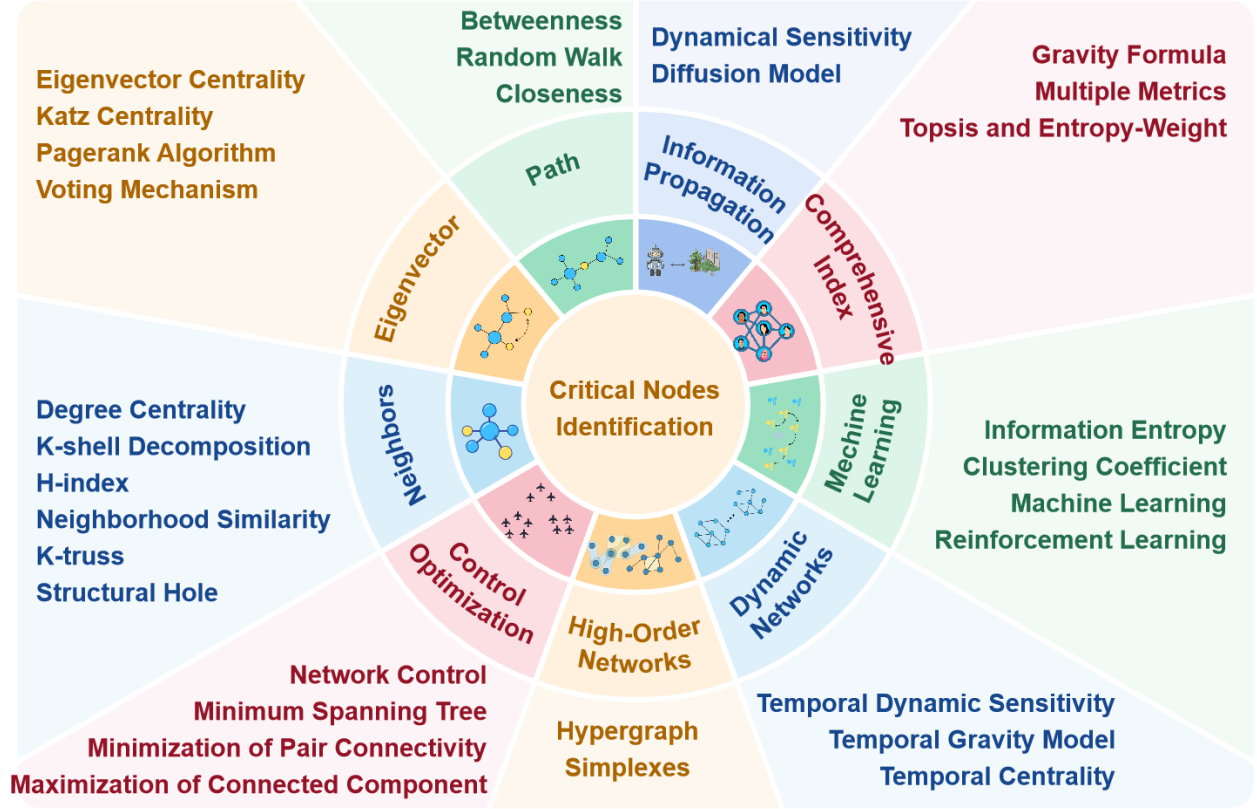


Figure 1: Graphic Abstract.

nodes, representing entities within a real system, and edges, which encode relationships between them. By leveraging graph structures to model real-world systems, researchers can systematically analyze the interactions that govern their dynamics. A key challenge in complex network research is identifying important nodes, a topic that has garnered significant attention due to its broad applications. In neural brain networks, neurons are interconnected through nerve fibers, and the transmission of signals enables autonomous decision-making. In transportation networks, identifying critical nodes aids in traffic prediction, optimization, and infrastructure planning. Similarly, in epidemiological networks, infections originating from a few individuals can rapidly propagate through contact links, posing significant risks to public health. In communication networks, detecting key nodes enhances resource allocation and strengthens network security. Likewise, in social networks, pinpointing influential individuals or communities facilitates targeted marketing and improves user engagement. Advances in structural analysis and feature extraction continue to refine our understanding of network robustness, efficiency, and optimization, shedding light on the fundamental principles that govern complex systems.

Table 1: Comparison of existing studies on critical node identification across different methodological aspects.

	Centrality	CNDP	IM	Control	AI	Higher-order	Dynamic
Liu et al. [5]	✓	✗	✗	✗	✗	✗	✗
Ren et al. [6]	✓	✗	✗	✗	✗	✗	✗
Lalou et al. [7]	✗	✓	✗	✗	✗	✗	✗
Hafiene et al. [8]	✗	✗	✗	✓	✗	✗	✗
Zhang et al. [9]	✗	✗	✗	✗	✗	✗	✗
Li et al. [10]	✗	✗	✓	✗	✗	✗	✗
Jaouadi et al. [11]	✗	✗	✓	✗	✗	✗	✓
Liu et al. [12]	✗	✗	✗	✗	✗	✓	✗
<b>Chen et al.(Ours)</b>	✓	✓	✓	✓	✓	✓	✓

Recent years have seen a growing number of review articles providing systematic overviews of node importance in complex networks. Various terms—such as key nodes, critical nodes, important nodes, and influence-maximizing nodes—have been used to describe structurally and functionally significant elements, leading to the development of a wide range of methods for assessing node importance in different contexts. For instance, Liu et al. [5] reviewed advances in node influence ranking by considering both network structure and diffusion dynamics, analyzing the strengths, limitations, and applicability of different approaches. Ren et al. [6] introduced over 30 methods for identifying important nodes, categorizing them based on criteria such as node neighbors, network paths, feature vectors, and contraction techniques. Their study evaluated node importance from the perspectives of network robustness, vulnerability, and diffusion dynamics, yet the effectiveness of these methods remains constrained by network size and computational complexity. Lalou et al. [7] focused on the Critical Node Deletion Problem (CNDP), classifying solution algorithms based on problem variants and constraints related to network fragmentation. While their work systematically examined the impact of node removal on network connectivity and vulnerability, its applicability to dynamic and real-world networks remains an open challenge. More recent reviews have explored influence maximization (IM) and node ranking in greater depth. Hafiene et al. [8] addressed the IM problem in social networks, aiming to select a set of users that maximize influence spread. However, existing IM approaches often struggle with high computational costs and scalability in large-scale networks. Zhang et al. [9] classified influential node ranking methods (INRM) and compared validation models based on cascade failure, linear threshold, and epidemic processes, yet integrating these models with real-time applications remains a challenge. Li et al. [10] summarized key challenges in diffusion models, such as computational complexity and parameter tuning, and examined how reinforcement learning and graph learning improve efficiency and generalizability. Nevertheless, machine learning-based approaches often require extensive training data and careful model selection. Jaouadi et al. [11] provided a comprehensive classification of IM models, highlighting their evolution from static to dynamic networks and emerging trends in handling large-scale systems, though trade-offs between accuracy and efficiency remain a concern. In addition to traditional network models, recent efforts have extended node importance analysis to high-order networks. Liu et al. [12] reviewed statistical indices for hypergraphs and simplicial complexes, introducing physically meaningful measures such as degree-dependent indicators, clustering coefficients, centrality metrics, and entropy-based indices. These studies highlight the diversity of methods for evaluating node importance, as well as significant progress in influence propagation, network robustness, and higher-order structures. However, most previous reviews have focused on specific types of network structures, such as static or higher-order networks, and there is still a lack of comprehensive and unified analyses covering multiple network forms. From the perspective of application scenarios, including influence maximization and network fragmentation, the importance of nodes in relation to network control and stability has been largely overlooked. Similarly, from a methodological perspective, while centrality measures, node deletion strategies, and infection models have been discussed, systematic reviews of machine learning-based approaches and comprehensive index-based methods remain insufficient. This paper provides a comprehensive review of recent advances in identifying critical nodes in complex networks. Our key contributions are as follows:

- **Categorization of Application Scenarios:** From the application scenario oriented perspective of key nodes, this study systematically classifies existing methods into three key categories as depicted in Figure. 2: (1) topological representation, which assesses node importance by structural metrics such as degree, eigenvalues, and path-based centrality; (2) influence maximization, where the goal is to select a set of Top- $k$  influential seed nodes,  $\{v_1, v_2, \dots, v_k\}$ , to maximize information spread under diffusion models; and (3) network robustness examines the impact of node removal on network connectivity, modeled as an optimization problem with an objective function  $f(G \setminus S)$ , where  $S \subseteq V$  represents the set of removed nodes.
- **Bridging Gaps in Existing Surveys:** Despite prior studies focusing on specific aspects such as centrality, influence propagation, and critical node deletion problems, there exists a lack of unified discourse regarding the methods and application scenarios of machine learning techniques in recent years. As presented in Table. 1, this study bridges this gap by integrating artificial intelligence methods. These methods will be classified based on their methodological foundations and practical applications. Via comparative analysis, the study underscores the advantages, limitations, and applicability of these methods across different network types.
- **Comprehensive Review of Methodologies:** From a methodological standpoint, this study analyzes nine key node identification techniques across various network structures and dynamic environments as tabulated in Table. 2. This includes traditional topology-based approaches (e.g., centrality and shortest paths), optimization and control-based frameworks, information diffusion models, machine learning-driven methods, and recent advances in dynamic and higher-order networks.

In this paper, we conduct a structured and comprehensive study of this field. We not only review the existing identification of key nodes in the network and the understanding of application scenarios from the perspective of network structure, methodology, and application scenario, but also discuss key challenges and unresolved issues. Note that the definitions of symbols used in this paper are provided in the Table 3.

Table 2: Overview of Structure, Categorization and Contributions.

Ranking Methods	Categories	Details and Contributions
Neighbors-Based	Degree Centrality K-shell Decomposition H-index K-truss Structural Hole Neighborhood Similarity	Focus on local structural features, including node degrees, coreness, neighbor influence, and cohesive subgraphs, providing intuitive and efficient influence estimation.
Eigenvector-Based	Eigenvector Centrality Katz Centrality Pagerank Algorithm Voting Mechanism	Utilize spectral properties and iterative propagation principles to assess global influence, emphasizing connections to other influential nodes.
Path-Based	Betweenness Centrality Closeness Centrality Random Walk	Measure node importance based on shortest paths, traversal distances, or probabilistic walks, capturing both local and global topological information.
Control-Optimization	Network Control Maximization of Connected Component Minimization of Pair Connectivity Minimum Spanning Tree	Formulate node selection as optimization or control problems, identifying key nodes for structural stability, synchronization, or influence maximization.
Machine Learning-Based	Information Entropy Clustering Coefficient Machine Learning Reinforcement Learning	Leverage machine learning models, including classical, deep, and reinforcement learning, to learn influence patterns from structural or dynamic features.
Comprehensive Index	Gravity Formula Multiple Metrics Topsis and Entropy-Weight	Integrate multiple metrics or criteria into unified indices, achieving more balanced and adaptable node ranking by considering multiple dimensions of importance.
Information Propagation	Diffusion Model Dynamical Sensitivity	Estimate node influence through simulation or modeling of propagation dynamics, linking rankings to spreading.
High-order Networks		Capture complex relational patterns beyond pairwise links to improve influence identification accuracy .
Dynamic Networks		Address temporal evolution of networks to track time-dependent variations in node importance .

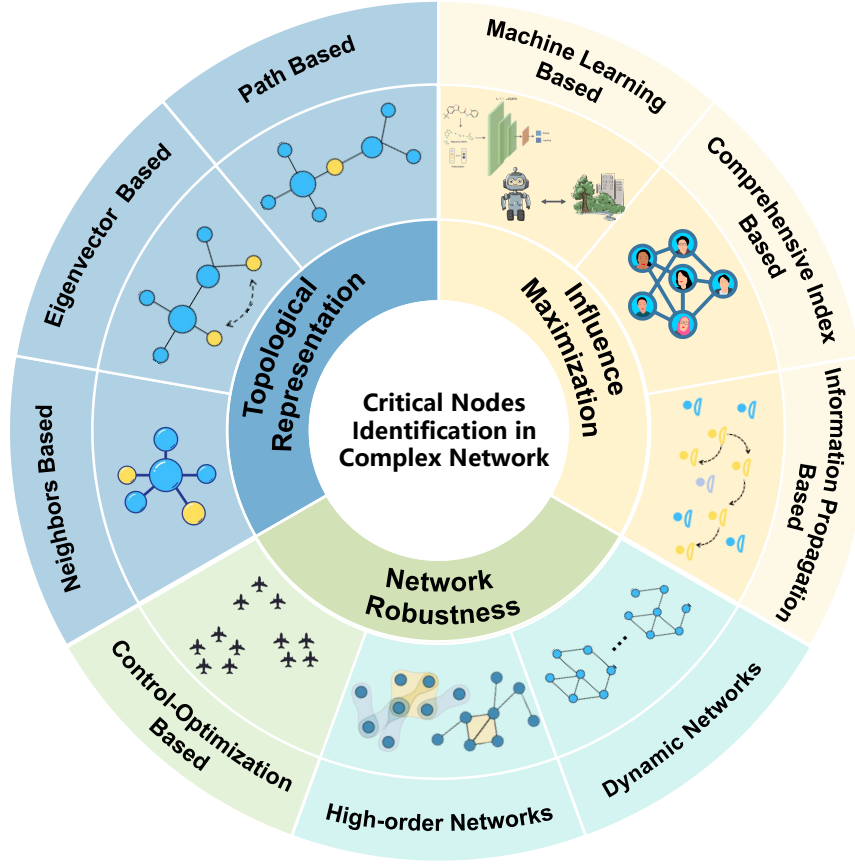


Figure 2: Taxonomy of Critical Node Identification Methods in Complex Networks.

Table 3: Table of Symbols.

Symbol	Definition
$G$	Graph
$V = \{v_1, v_2, \dots, v_n\}$	Set of nodes
$E = \{e_{12}, e_{13}, \dots, e_{ij}   v_i, v_j \in V\}$	Set of edges, $e_{ij}$ denotes an edge connecting nodes $v_i$ and $v_j$
$n =  V $	Number of nodes
$m =  E $	Number of edges
$\Gamma(v)$	Set of first-order neighbors of node $v$
$N(v)$	Set of first-order and second-order neighbors of node $v$
$d_{ij}$	Path between vertices $v_i$ and $v_j$
$\sigma_{ij}$	Shortest path length between two nodes
$A = \{a_{ij}\}_{n \times n}$	Adjacency matrix
$k(v_i)$	Degree of vertex $v_i$
$\Delta_{ijk}$	Triangle formed by nodes $v_i, v_j$ , and $v_k$
$X = [x_1, x_2, \dots, x_n]$	Eigenvector of the network

## 2 Neighbors-Based Ranking Methods

In complex network analysis, the contribution of neighbors can better measure the importance of nodes, and the essence of the node's position and role in the network can be captured through domain information. This section discusses node ranking methods based on the neighbor information of nodes in the network topology as displayed in Table. 4. They can provide a detailed perspective on node importance by considering the local network structure, strike a balance between computational efficiency and accuracy, and are suitable for large-scale networks.

### 2.1 Degree Centrality

In the study of social network structures, Bavelas et al. [13] introduced the concept of centrality, and Nieminen et al. [14] addressed the complex and cumbersome calculation of point centrality metrics by proposing a direct measure of node importance through the adjacency matrix. Specifically, the degree of node  $v_i$  is defined as follows:

$$D'(v_i) = \sum_{j=1}^n a_{ij}, \quad a_{ij} \in A = \{a_{ij}\}_{n \times n}. \quad (1)$$

The advantage of this metric is that it is intuitive and easy to understand, with simple computation. However, the node degree metric cannot have comparability across networks of different scales. Building on this, the concept of degree centrality for the entire network is introduced, defined as:

$$k(v_i) = \sum_{j=1}^n a_{ij} / n - 1. \quad (2)$$

The improved metric enables comparisons across networks of varying sizes. Intuitively, a node with more neighbors is likely to be more influential. However, this metric only considers the local state of node  $v_i$  and cannot take into account the local environment of the node. To address the limitations of high computational cost and low local relevance in centrality measures, Chen et al. [15] introduced semi-local centrality (SLC), which incorporates the degrees of both first and second-order neighbors with flexible parameters. While degree centrality performs effectively in scenarios with low diffusion probabilities, semi-local centrality is better suited for larger diffusion probabilities, capturing broader network influence. To mitigate the sensitivity of centrality measures to diffusion probabilities, Ma et al. [16] proposed Laplacian centrality, which measured node influence by the energy change of a network after node removal. It can be easily computed using node degree, significantly reducing computational complexity and offering good scalability, though it only considered nodes and their first-order information. Zhu et al. [17] introduced an Improved Laplacian Centrality (ILC) based on the self-consistency concept, incorporating global topological structure information.

### 2.2 K-shell Decomposition

Kitsak et al. [18] proposed the  $k_s$  index based on node local neighbors, which characterizes the topological structure of each node in the network. The method starts by removing all nodes with  $k(v) = 1$  from the network, and these nodes are defined as  $k_s(v) = 1$ . This process repeats until only nodes with  $k(v) \geq 2$  remain. Next, all nodes with  $k(v) = 2$  in the subgraph are removed, and these nodes are assigned an index of  $k_s = 2$ . This process continues until only nodes with  $k(v) \geq 3$  are left. The procedure stops when no nodes remain in the subgraph. In this way, each node is assigned to a corresponding  $k$ -shell layer, and the overall  $k$ -shell decomposition is obtained. This method has low time complexity, but it cannot distinguish the importance of nodes within the same layer.

To distinguish the importance of nodes within the same  $k$ -shell layer, the  $k$ -shell index overlooks the edges connected to the deleted nodes and the removal order of nodes during the node ranking process. Zeng et al. [19] proposed the Mixed Degree Decomposition (MDD), which combines the degree of remaining and removed nodes to better distinguish nodes in the same  $k$ -shell layer. This method is effective in networks with special structures, such as trees, stars, and regular graphs. Li et al. [20] further classified neighbors by removal order and assigned weights to more accurately capture a node's spreading capability. Liu et al. [21] estimated node influence using the shortest distance to core nodes, while Zareie et al. [22] used the distance to the network boundary as a proxy for core proximity. However, the  $O(n^2)$  computational complexity of shortest path calculations poses challenges for large-scale networks.

Extensive numerical simulations have shown that in some networks, nodes with high  $k$ -shell indices, even those classified as core nodes, are not always the most influential in information propagation [21, 22]. This indicates a discrepancy between the actual network core and the  $k$ -shell decomposition index. Ibnoulouafi et al. [23] introduced M-Centrality, which integrates the  $k$ -shell index with the degree variation features of both nodes and their neighbors. This metric demonstrates robust performance in dynamic transmission and network connectivity, while maintaining

a time complexity of  $O(n)$ . Liu et al. [24] proposed a link entropy metric that quantifies link diversity within shells by averaging the link diversity of nodes within the same shell. By normalizing for varying node counts, this method effectively distinguishes true core nodes from quasi-core groups. Additionally, Liu et al. [25] argued that dense interconnections among core nodes could hinder effective information diffusion. They introduced edge diffusion importance by removing edges with low diffusion intensity between nodes, and applying  $k$ -shell decomposition to the pruned network, yielding a more accurate characterization of node importance.

### 2.3 H-index

H-index is originally designed to gauge the impact of academic journals and researchers. Lü et al. [26] extended the H-index to measure node importance in networks. The H-index of node  $v_i$  is defined as:

$$h_i = H(k_{j1}, k_{j2}, \dots, k_{jk_i}), \quad (3)$$

where  $H(\cdot)$  is the operator that finds the largest integer  $h$  such that the node has at least  $h$  neighbors with degree no less than  $h$ . If the H-index of node  $v_i$  is  $h$ , it means that node  $v_i$  has at least  $h$  neighbors with degree no less than  $h$ . In large-scale social citation networks, nodes with the same H-index are often hard to distinguish. To address this, Liu et al. [27] proposed the LH-index, incorporating both node and neighbor information. Gao et al. [28] introduced the Weighted H-index for weighted networks by integrating edge weights. Furthermore, Zareie et al. [29] proposed the Extended H-index centrality (EHC), which considers the cumulative contributions of all neighbors.

### 2.4 K-truss

Cohen et al. [30] introduced the concept of K-truss decomposition for a given unweighted undirected network. Let  $e_{ij}$  represent the edge between nodes  $v_i$  and  $v_j$ . In the K-truss decomposition, the support of edge  $e_{ij}$  is the number of distinct triangles it forms, denoted as:

$$\text{sup}(e_{ij}) = |\Delta_{ijk} : \Delta_{ijk} \in \Delta_G|, \quad (4)$$

where  $\Delta_{ijk}$  represents a triangle with vertices  $i, j$ , and  $k$ ,  $k$  is a common neighbor of the two nodes, and  $\Delta_G$  is the set of all triangles in network  $G$ . The higher the support of an edge, the higher its clustering characteristic. The decomposition proceeds based on edge support. Initially, set the parameter to  $k = 3$ . Then, remove edges in the network with support less than  $k - 2$ , and reduce the support of the two other edges forming a triangle with each edge by 1, updating the network topology. Continue removing edges with support less than  $k - 2$  until all edges in the network have support greater than or equal to  $k - 2$ . Nodes removed in this stage are assigned to the  $k$ -truss layer. For the next step, increase  $k + 1$ , and repeat the process of removing edges with support less than  $k - 2$  until all nodes in the network are completely assigned to the corresponding layers. Malliaros et al. [31] introduced a triangle-graph-based  $k$ -core decomposition that refines the analysis of densely connected networks. Their method calculates the "trustness" of an edge, defined by its participation in a  $k$ -truss (the number of triangles it is part of). This approach offers a more detailed analysis compared to  $k$ -shell decomposition, making it particularly effective for identifying influential communities within networks.

### 2.5 Structural Hole

Yu et al. [32] introduced the concept of "structural hole" to identify key nodes in a network by defining a node influence matrix  $P$ . If there is no direct connection or indirect redundancy relationship between two entities or communities, the obstruction between them is called a structural hole:

$$p_{ij} = \frac{a_{ij}}{\sum_{j \in \Gamma(v_i)} a_{ij}}, \quad (5)$$

where  $p_{ij}$  represents the proportion of total effort that node  $v_i$  contributes to maintaining node  $v_j$  as a neighbor, and  $\Gamma(v_i)$  is the set of neighbors of node  $v_i$ . The network constraint coefficient of node  $v_i$  is calculated as:

$$C_i = \sum_{j \in \Gamma(v_i)} \left( p_{ij} + \sum_q p_{iq} p_{qj} \right)^2, \quad q \neq i, j, \quad (6)$$

where  $q$  is an intermediate node connecting  $v_i$  and  $v_j$ , and  $p_{iq}$  and  $p_{qj}$  represent the total effort proportions of nodes  $v_i$  and  $v_j$  in maintaining their neighborhoods with a common neighbor  $q$ . A smaller constraint coefficient signifies a larger structural hole, making the node more influential in information propagation. Yu et al. [33] proposed an improved structural hole method (ISH) that integrates degree and nearest-neighbor information, effectively identifying critical nodes for information propagation by considering edge weights based on neighbor degrees.

In contrast, while the  $k$ -shell index prioritizes central nodes, it overlooks neighbor interactions and broader topological features. To address this, Xu et al. [34] introduced a local centrality measure (VKC) that combines neighborhood information with structural hole concepts, using outward-link diversity and network constraint coefficients. Building on these ideas, Liu et al. [35] developed an information control capability index (ICC), integrating  $k$ -shell values and enhanced structural hole theory. Zhao et al. [36] further refined this approach with the SHKS node ranking index, combining  $k$ -shell and structural hole metrics, identifying vital bridging nodes with lower  $k$ -shell indices. While "structural holes" focus on nodes controlling parts of the network, they typically overlook the broader network topology. The combination of structural hole theory and  $k$ -shell methods enhances the overall network capacity [37].

## 2.6 Neighborhood Similarity

In a network, two similar nodes are more likely to be interested in transmitting the same information, and the likelihood of information propagating through the edges between the nodes is higher. Wang et al. [38] defined the similarity between nodes  $v_i$  and  $v_j$  based on the number of their common neighbors. Specifically, the more common neighbors two nodes have, the more similar they are. The similarity is mathematically defined as:

$$HP(v_i, v_j) = \frac{|\Gamma(v_i) \cap \Gamma(v_j)|}{\min(|\Gamma(v_i)|, |\Gamma(v_j)|)}, \quad (7)$$

where  $v_i$  and  $v_j$  represent the starting node and the randomly selected neighboring node, respectively. Lu et al. [39] proposed an Extended Similarity Coefficient Ranking Method (ESCRM), which connected the importance of nodes to the local structural similarity between nodes and their neighbors. Ai et al. [40] introduced Resource Allocation Similarity (RAS), simulating resource transfers based on the inverse sum of common neighbors to capture both structural and functional similarities. Rao et al. [41] discovered small communities from the multilayer network by dice neighborhood similarity (DNS), merging smaller communities and generating larger communities to maximize community influence and find  $k$  seed nodes in the multilayer network. Tong et al. [42] proposed an Extended Tanimoto Correlation (TC) for topological clustering of neighborhood sets to measure node importance.

Table 4: Comparison of Neighbors-Based Ranking Methods.

Title	Related Works	Advantages / Disadvantages
Degree Centrality	[13], [14], [15], [16], [17]	+ Simple and computationally efficient. – Fails to capture global network structure, only reflects local connectivity of neighbours.
$k$ -shell Index	[18], [19], [20], [21], [22], [23], [24], [25]	+ Suitable for large-scale networks, identifies core nodes. – Cannot differentiate nodes within the same layer, information spread may not correlate directly with $k$ -shell values.
H-index	[26], [27], [28], [29]	+ Incorporates degree and neighbor influence. – Cannot distinguish nodes with the same H-index, dependent on neighborhood degree distribution.
K-truss	[30], [31]	+ Identifies community cores and modules. – High computational cost, ineffective in sparse networks.
Structural Hole	[32], [33], [34], [35], [36], [37]	+ Identifies bridging nodes, effective for information spread. – Computationally expensive, requires global information.
Neighborhood Similarity	[38], [39], [40], [41], [42]	+ Beneficial for social networks and recommendation systems. – High computational complexity in large networks.



### 3 Eigenvector-Based Ranking Methods

Eigenvector-based methods evaluate node importance by considering both the number and influence of connections through eigenvector analysis and iterative computation as details in Table. 5. These methods extend beyond simple neighbor counting by incorporating the significance of connected nodes. They are extensively used in social network analysis to identify influential entities, in web search algorithms for page ranking, and in biological networks to detect critical components. The key strength of these methods lies in their ability to capture the recursive nature of importance: a node is deemed important if it is connected to other important nodes. This property enables more accurate assessment of node significance compared to approaches based solely on local neighborhood information. Nevertheless, such methods entail several limitations, including high computational cost, sensitivity to parameter settings, and the necessity for cautious interpretation across diverse network contexts.

#### 3.1 Eigenvector Centrality

Eigenvector Centrality (EC) takes into account the importance of a node's neighbors [43] [44]. It uses the eigenvectors and eigenvalues of the network's adjacency matrix to measure the importance of nodes. The main idea is to assume that the importance of node  $v_i$  is denoted as  $x_i$ . Thus, the eigenvector centrality of node  $v_i$  is defined as:

$$EC(v_i) = x_i = c \sum_{j=1}^n a_{ij} x_j, \quad (8)$$

where  $c$  is the proportionality constant, and initializing  $x = [x_1, x_2, \dots, x_n]$ , after several iterations, it converges to  $x = cAx$ , rewritten as  $Ax = c^{-1}x$ , meaning  $x$  is the eigenvector corresponding to the eigenvalue  $c^{-1}$  of the adjacency matrix  $A$ . Building on this, Ilyas et al. [45] introduced Principal Component Centrality (PCC) to identify social hubs in large-scale networks, measuring node influence based on its position using eigenvectors of the adjacency matrix. To identify influential members in social networks, Estrada et al. [46] defined subgraph centrality, which sums closed paths within a node's subgraph, with shorter paths contributing more. Ahajjam et al. [47] proposed the LeadersRank algorithm, ranking nodes based on eigenvector centrality and identifying communities through second-order neighbors. However, this algorithm primarily bases node importance on immediate neighbors, leading to slow convergence and neglect of external influences.

To address eigenvector centrality's localization issue, which concentrates weight on a few nodes, Martin et al. [48] introduced a method based on a non-backtracking matrix. This method avoids localization while yielding similar results to eigenvector centrality in dense networks. Zhong et al. [49] combined Jaccard similarity with the dissimilarity between nodes and proposed the ECDS centrality method, which takes the weighted sum of the centralities of its neighboring nodes to form an iterative formula similar to the eigenvector centrality.

#### 3.2 Katz Centrality

Katz centrality [50] extended eigenvector centrality by adding a constant term to describe the importance of the central node itself. It is defined as:

$$x_i = c \sum_{j=1}^N A_{i,j} x_j + \beta, \quad (9)$$

where  $\beta$  is a constant, and in matrix form, it can be represented as  $x = cAx + \beta$ , which is equivalent to  $x = (I - cA)^{-1} \beta$ . Here,  $x$  represents the Katz centrality vector for all nodes in the network. It assigns different weights to all paths in the network, assuming that longer paths are less important than shorter ones. However, it has a high time complexity and is only applicable to smaller networks with few loops. To address the limitation of betweenness centrality, which only considers the shortest paths and ignores non-shortest paths, Zhang et al. [51] proposed the BKC algorithm, which combines path-information and Katz centrality. This approach takes into account both local and global features, overcoming the limitation of evaluating node importance based solely on neighboring nodes.

#### 3.3 Pagerank Algorithm

Traditional ranking methods for webpages rely on "keyword density," but this can be undermined by "malicious keywords." Page et al. [52] proposed the core algorithm of Google's search engine, Pagerank. The value of node  $v_i$  at time  $t$  is defined as:

$$PR_i(t) = \sum_{j=1} n a_{ji} \frac{PR_j(t-1)}{k_j^{out}}, \quad (10)$$

where  $k_j^{out}$  represents the out-degree of node  $v_j$ . However, in practice, there are cases where webpages are unreachable. To address this issue, a random jump probability  $c$  is introduced:

$$PR_i(t) = (1 - c) \sum_j^n a_{ji} PR_j(t-1) / k_j^{out} + c/n, \quad (11)$$

where  $c$  is a constant derived from experiments. In the PageRank algorithm, each node has the same random jump probability, and the parameter  $c$  can be flexibly adjusted based on the network characteristics. The algorithm measures the importance of a webpage based on the quality and quantity of its inbound links. If a webpage is linked by many pages or high-quality pages, it is considered to have greater importance.

To address the limitations of PageRank, such as its failure to incorporate node attributes or external information, Yang et al. [53] described the frequency and duration of contact between nodes in a directed weighted network to capture the importance of nodes based on their in-degrees and out-degrees. They proposed the Two-Way-PageRank method to identify important nodes in directed weighted networks. Hsu et al. [54] introduced the AttriRank model, which integrates node attribute similarity into the ranking process. This model utilizes random walks, capturing associations between nodes based on both network structure and attribute similarity. The random walk is framed as a Markov chain, with a transition matrix that balances information propagation across the network and node attributes. Building on this, Sheng et al. [55] proposed the Trust-PageRank (TPR) algorithm, which combines attribute similarity and trust values, defined through structural degree ratios. TPR effectively merges node attributes and network structure to refine node rankings. Su et al. [56] introduced a cascade failure and directionally weighted PageRank method tailored for power grid networks. This approach incorporates grid connectivity, electrical topology, and power flow direction, thus enhancing the grid's resilience by mitigating the impact of cascading failures.

Table 5: Comparison of Eigenvector-Based Ranking Methods.

Title	Related Works	Advantages / Disadvantages
Eigenvector Centrality	[43], [44], [45], [46], [47], [48], [49]	+ Considers neighbor importance, widely used in networks. – Suffers from localization issues, slow convergence.
Katz Centrality	[50], [51]	+ Balances local and global influence. – High computational cost, sensitive to parameters.
PageRank Algorithm	[52], [53], [54], [55], [56]	+ Scales well for large networks, robust. – Sensitive to damping factor, ignores node attributes.
Voting Mechanism	[57], [58], [59], [60], [61], [62], [63]	+ Simple and adaptable for various networks. – Affected by network structure, struggles in dense graphs.

### 3.4 Voting Mechanism

To address the parameter adjustment issue in the PageRank algorithm, Lü et al. [57] introduced a background node  $g$  in the network, which establishes bidirectional connections with all other nodes, making the network strongly connected. They proposed the LeaderRank (LR) algorithm. Initially, all pages are assumed to have a LR value of 1, while the background node has a LR value of 0. After convergence, the LR value for node  $i$  is defined as:

$$LR_i = LR_i(t_c) + \frac{LR_g(t_c)}{n}. \quad (12)$$

After traversing all the nodes in the network, the LR value is obtained. Compared to PageRank, LeaderRank has stronger robustness in resisting spammer attacks and random interference. Building on this, Li et al. [58] introduced the weight-LeaderRank algorithm for weighted networks, which modifies the standard random walk by incorporating a biased random walk. This adjustment ensures that neighboring nodes receive higher scores, thereby improving the identification of influential propagators. To address the issue of overlapping influence in methods such as PageRank, ClusterRank, and  $k$ -shell, Zhang et al. [59] proposed the iterative VoteRank method. In this approach, nodes receive votes from their neighbors, and their importance is determined by the number of votes they accumulate. This method reduces to degree-based ranking when all nodes have the same voting ability.

Building on the information of node neighborhood within the network topology, Kumar et al. [60] proposed the NCVoteRank method, which adjusts the voting weights according to the core degree of neighboring nodes, adding flexibility to the voting framework. Sun et al. [61] enhanced this concept by introducing the weight-VoteRank method, which incorporates both the number of neighbors and edge weights, allowing for a more nuanced measure of node importance in weighted networks. Li et al. [62] further refined the VoteRank algorithm with the introduction of Linearity and Importance (DIL) [63]. This method initializes node scores and voting abilities based on local importance, and updates the voting capabilities of neighbors in each round. Through iterative voting, the Top- $k$  nodes with the highest scores are selected, improving the efficiency and accuracy of the ranking process. These methods collectively advance the VoteRank algorithm by integrating node neighborhood information, edge weights, and local importance, thereby enhancing the precision and efficiency of node ranking in complex networks.

## 4 Path-Based Ranking Methods

Path-based ranking methods assess node importance through the analysis of paths connecting nodes, taking into account their positions and roles within network connectivity and information dissemination. These methods characterize the global structure and connection patterns of networks by evaluating shortest paths, average distances, and random walk processes as details in Table. 6. Applications include identifying intermediaries and pivotal communicators in social networks, locating critical hubs in transportation systems, and understanding material or information transfer mechanisms in biological networks. The primary advantage of these approaches lies in their capability to capture the global influence of nodes and highlight those that function as bridges or central connection points within the network. However, these methods are computationally intensive, particularly for large-scale networks, necessitating simplifications or approximations to ensure practical feasibility.

### 4.1 Betweenness Centrality

Freeman et al. [64] reviewed traditional centrality measures to determine the importance of nodes in social networks. Based on the connectivity between nodes, they introduced Betweenness Centrality (BC), which measures the importance of a node by counting the number of shortest paths that pass through the node. It is defined as:

$$BC(v) = \sum_{i,j \neq v} \frac{|d_{ij}(v)|}{|d_{ij}|}, \quad (13)$$

where  $|d_{ij}|$  is the number of shortest paths between nodes  $v_i$  and  $v_j$ , and  $|d_{ij}(v)|$  is the number of shortest paths between nodes  $v_i$  and  $v_j$  that pass through node  $v$ . BC takes into account the global features of the network, but its path computation has a high time complexity. Hage et al. [65] proposed using the maximum distance between a node and all other nodes in the network as a measure of the node's eccentricity centrality, ECC. The eccentricity centrality of node  $v_i$  is defined as:

$$ECC(v_i) = \max_j (d_{ij}), \quad j = 1, 2, \dots, n, \quad (14)$$

where the network diameter is the maximum eccentricity value among all nodes in the network  $G$ , and the network radius is defined as the minimum eccentricity value among all nodes. Clearly, the node whose eccentricity centrality value equals the network radius is the central node. Boccaletti et al. [66] proposed the ASP index, which measures a node's importance based on its effective information transfer to all other nodes. The ASP index is defined as the sum of the shortest path distances from a node to all other nodes, standardized by the total number of node pairs in the network. However, the ASP index becomes ineffective when a node is removed, as it can disconnect the network. To address this, Lü et al. [67] introduced the Relative Change of Average Shortest Path (RASP) centrality, which focuses on the change in the average shortest path in the network after a node is removed. RASP measures the node's importance in maintaining network connectivity by calculating the relative change in the average shortest path.

To address the high time complexity of betweenness centrality, Song et al. [68] introduced load centrality (LC), which measures the change in network paths after node removal to assess the node's impact on connectivity. Ventresca et al. [69] developed the CNICC algorithm, which determines node connectivity and capacity based on path length, the number of paths, and network scale. Many real-world networks display hierarchical and modular structures. Zhang et al. [70] proposed a multi-scale node importance metric using a kernel function, where bandwidth determines the range of interactions. Small bandwidth captures short-range interactions, while large bandwidth highlights long-range interactions, offering insights into node influence across different scales during dynamic processes. In power systems, Yang et al. [71] introduced the Electric Observability Capability Index (EOCI) and the Electrical Dynamic Characteristics Index (EKI) to identify critical nodes influencing power system observability and controllability. Kianian et al. [72] used degrees and independent influence paths to approximate influence propagation, reducing computational

cost by pruning insignificant nodes. Xiao et al. [73] applied LASP theory to identify critical nodes, combining local average shortest paths and extended neighborhoods for efficient processing in large-scale networks.

## 4.2 Closeness Centrality

To address the interference of special values in paths, Freeman et al. [74] introduced Closeness Centrality by calculating the average distance of a node to all other nodes in the network. The smaller the average shortest distance  $d_i$  from node  $v_i$  to other nodes in the network, the closer node  $v_i$  is to the other nodes in the network. The reciprocal of  $d_i$  is defined as the closeness centrality of node  $v_i$ :

$$CC(i) = \frac{1}{d_i} = \frac{n-1}{\sum_{j \neq i} d_{ij}}. \quad (15)$$

In a connected network, the smaller the average distance between a node and all other nodes in the network, the larger the closeness centrality of that node. This can be understood as determining the importance of a node by the average transmission time of information in the network. To improve closeness centrality for network efficiency, Latora et al. [75] extended betweenness centrality to disconnected networks and proposed the EFF index. However, this approach requires calculating the distances between all node pairs, which is computationally expensive for large networks. To reduce this complexity, Salavati et al. [76] applied the Louvain community detection algorithm to identify network communities. By maximizing modularity, they extracted community structures and selected key nodes using betweenness centrality. They also introduced a method to identify gateway nodes linking communities and reduced computation by focusing on a subset of special nodes. Okamoto et al. [77] proposed the RAND algorithm to estimate average node distances efficiently. It selects top candidate nodes based on these estimates and ranks them precisely, balancing computational efficiency with accuracy. Sheng et al. [78] introduced the GLS method, which calculates the influence of nodes by considering common neighbors and structural characteristics. This method combines local and global structural influence based on their information exchange capabilities.

Table 6: Comparison of Path-Based Ranking Methods.

Title	Related Works	Advantages / Disadvantages
Betweenness Centrality	[64], [65], [66], [67], [68], [69], [70], [71], [72], [73]	+ Captures shortest paths, global influence, robustness. – High computational cost, sensitive to network changes.
Closeness Centrality	[74], [75], [76], [77], [78]	+ Measures reachability efficiency, effectiveness. – Ineffective in disconnected networks, computationally expensive in large graphs.
Random Walk	[79], [80], [81]	+ Models information spread, considers network topology, improves influence ranking. – Computationally intensive, rely on walk length.

## 4.3 Random Walk

Currently, methods for identifying key nodes based on heuristic centrality measures are used only for specific network topologies or unique dynamic models for analysis and demonstration. Iannelli et al. [79] proposed a method based on the random walk effective distance  $D_{ij}^{RW}(\lambda)$  between pairs of nodes, using the adjacency matrix  $A_{ij}$  and the diffusion dynamic parameter  $\lambda$  to quantify the influence of nodes during the network diffusion process. The ViralRank score for node  $v_i$  is defined as the average random walk effective distance between all source nodes and target nodes in the network:

$$v_i(\lambda) = \frac{1}{N} \sum_j (D_{ij}^{RW}(\lambda) + D_{ji}^{RW}(\lambda)), \quad (16)$$

$$D_{ij}^{RW}(\lambda) = -\ln \sum_{k \neq j} \left( I^j - e^{-\lambda P^{(j)}} \right)_{ik}^{-1} e^{-\lambda p_k^{(j)}},$$

where  $i \neq j$ ,  $D_{ii}^{RW} = 0$ ,  $P^{(j)}, I^{(j)} \in R^{(N-1) \times (N-1)}$  are partition matrices of the Markov matrix,  $(P)_{ij} = A_{ij} / \sum_k A_{ik}$ , and the identity matrix  $(I)_{ij} = \theta_{ij}$  are obtained by removing the  $i$ -th row and  $j$ -th column, respectively.  $p^{(j)}$  is the  $j$ -th row of  $P$  after removing the  $v_j$ -th element. A node's smaller average effective distance means a higher

ViralRank score, indicating central nodes cause larger outbreaks than peripheral ones as "seed" nodes. Dong et al. [80] proposed the Semi-Local Centrality (SLC) method, integrating topological features with dynamic processes. SLC starts a random walk from node  $v_i$ , adding influential neighboring nodes to the path. The semi-local centrality of a node is defined by the length of the random walk path formed by its influential neighbors, improving the accuracy. To address the limitations of current centrality measures and their incompatibility with distributed environments, Kermarrec et al. [81] proposed second-order centrality, which calculates the standard deviation of return times recorded by each node during a random walk. This approach supports distributed computation and provides a local value for each node, reflecting its relative importance. It allows unbiased identification of key nodes through random walk, enabling a global understanding of network topology.

## 5 Control-Optimization Based Ranking Methods

Control optimization-based ranking methods identify key nodes by employing network control theory and optimization techniques. These methods aim to characterize the influence of nodes on network dynamics, controllability, and connectivity, offering valuable insights for applications in security, robustness enhancement, and regulation of dynamic processes as details in Table. 7. In security, they help detect vulnerable links and improve resilience against attacks. In infrastructure networks, they aid in designing effective control strategies. The primary advantage of these approaches lies in their ability to offer a dynamic and interactive perspective on node importance, revealing the impact of individual nodes on overall network functionality and stability. However, these methods face challenges such as high computational complexity as well as control and optimization theory.

### 5.1 Network Control

Existing research has highlighted the importance of specific nodes in regulating network dynamics and functionality. Li et al. [82] employed the Watts-Strogatz propagation model to explore spreading mechanisms in small-world networks. Their analysis of delayed control propagation with linear and nonlinear feedback controllers, demonstrating how network parameters influence stability and oscillatory behavior. Ghosh et al. [83] emphasized the critical role of dynamic synchronization in maintaining global network coherence. Their findings showed that proper weighting procedures significantly enhance synchronization in static complex networks, with key nodes exerting disproportionate influence on system stability. D'Souza et al. [84] proposed a framework for network control that integrates node dynamics and macroscopic network properties, refining control strategies through higher-order interactions. Liu et al. [85] developed analytical tools to assess the controllability of arbitrary directed networks, establishing that the number of driver nodes required for full control is primarily dictated by the network's degree distribution. Their work uncovered a fundamental relationship between network structure and control feasibility: sparse, heterogeneous networks are the most difficult to control, whereas dense, homogeneous networks require fewer driver nodes. The controllability of a system governed by linear time-invariant dynamics:

$$\frac{dx(t)}{dt} = Ax(t) + Bu(t), \quad (17)$$

where  $x(t) \in \mathbb{R}^N$  represents the system state of  $N$  nodes at time  $t$ ,  $A \in \mathbb{R}^{N \times N}$  is the adjacency matrix encoding interaction dynamics, and  $B \in \mathbb{R}^{N \times M}$  identifies the driver nodes influenced by control inputs  $u(t) \in \mathbb{R}^M$ . The system is controllable if and only if the controllability matrix,  $C = (B, AB, \dots, A^{n-1}B) \in \mathbb{R}^{N \times NM}$ . The system is controllable if and only if  $\text{Rank}(C) = N$ , meaning it can transition from any initial state to any final state within a finite time. Furthermore, the minimum number of driver nodes  $N_D$  required for full control can be estimated using the structural controllability framework as  $N_D = \max\{1, N - \text{rank}(A)\}$ . To address the problem of identifying an optimal driver node set for minimizing control cost, recent studies have proposed formulations such as

$$\min_B |u(t)|^2 \quad \text{subject to} \quad \frac{dx(t)}{dt} = Ax(t) + Bu(t), \quad (18)$$

which seeks the control input  $u(t)$  with the smallest energy expenditure required to guide the system toward the desired state. To address the minimal-cost control problem, Ding et al. [86] proposed the Projection Gradient Method Extension (R-PGME) algorithm, which leverages Monte Carlo simulations and identifies a minimal set of key nodes for effective control. Lu et al. [87] applied the Warshall algorithm to Boolean control networks (BCNs), determining the smallest set of nodes required for stability in large-scale systems. Expanding on these approaches, Zhu et al. [88] integrated structural information and developed a low-complexity structural controller for large-scale Boolean networks, efficiently identifying the minimal feedback node set for robust control.

The eigenvalues of the Laplacian matrix play a critical role in pinning control and network controllability, directly influencing the selection of optimal driver nodes for synchronizing large-scale networks. Yu et al. [89] proposed a

distributed adaptive strategy that adjusts coupling weights based on local node dynamics to achieve synchronization, later extending their work to establish synchronization criteria for various network topologies, including strongly and weakly connected graphs [90]. Ding et al. [91] demonstrated that denser and more homogeneous networks exhibit superior controllability, with controlled nodes typically having lower in-degree than the network average. Amani et al. [92] introduced the Eigenvalue Sensitivity Index (ESI), which ranks nodes using extremal Laplacian eigenvectors to estimate their importance in pinning control. They further developed a computationally efficient method based on sensitivity analysis of the Laplacian matrix to identify near-optimal driver nodes [93]. Liu et al. [94] evaluated pinning effectiveness via the smallest eigenvalue of the grounded Laplacian, linking controllability to network structure. Several optimization strategies have been investigated. Wang et al. [95] achieved full network control through structural perturbations using a single driver node. Bof et al. [96] showed that energy-efficient control depends on the left and right Perron eigenvectors of the network matrix. Zhou et al. [97] proposed the ControlRank metric, validating degree-based rankings in scale-free networks. Liu et al. [98] refined driver node selection by prioritizing nodes with the largest eigenvector components corresponding to the dominant Laplacian eigenvalue. Bomela et al. [99] applied the Moore–Penrose pseudoinverse of the Laplacian to identify Most Influential Nodes (MIN) in oscillatory networks. Recent studies have emphasized minimal intervention strategies. Jiang et al. [100] showed that large-scale synchronization can often be achieved with minimal control effort or higher-order interactions. Sun et al. [101] analyzed optimal control in reaction-diffusion networks, revealing the influence of topology and diffusion parameters on epidemic dynamics. Collectively, these works highlight the strong interdependence between spectral properties, network structure, and dynamic processes, underscoring the value of targeted interventions for achieving efficient and robust network control.

The contribution of network edges, including loops, to overall network dynamics is fundamentally governed by the eigenvector corresponding to the smallest nonzero eigenvalue of the Laplacian matrix, known as the Fiedler vector. The cumulative effect of all edges is encapsulated in the network’s algebraic connectivity, which dictates synchronization and diffusion properties. Zhang et al. [102] analyzed the impact of adding feedback edges in directed acyclic graphs (DAGs) on consensus behavior in multi-agent systems. They identified disruptive feedback edges that degrade convergence speed and formulated a necessary and sufficient condition for their identification. Mo et al. [103] extended this by introducing a topology-based optimization framework for directed graphs, enabling the systematic selection of edges that enhance convergence. They demonstrated that in strongly connected weighted digraphs, the second smallest Laplacian eigenvalue remains real and established conditions for edge selection that improve consensus dynamics. Jiang et al. [104] proposed a method to assess the importance of loops in complex networks, ranking key loops based on their influence on the Fiedler value. Similarly, Cao et al. [105] developed a theoretical framework for synchronization acceleration by optimizing directed edge placement and weights. They derived a necessary and sufficient condition for selecting edges that enhance convergence, allowing efficient identification through Laplacian eigenspace computations. Zhang et al. [106] reaffirmed the existence of disruptive feedback edges in DAGs and explicitly constructed conditions for their identification. Gao et al. [107] further examined how weighted edge additions influence algebraic connectivity in directed graphs, proving that changes in Laplacian eigenvalues are localized within subgraphs containing the added edges. Their findings underscore the dependence of algebraic connectivity on edge weight, range, and distribution along network paths. These studies further reveal how interventions of network edges and cycles control dynamic behavior, highlighting the role of spectral properties in optimizing synchronization and controllability.

## 5.2 Maximization of Connected Component

In a network, there exists a set of important nodes that influence the network’s robustness and connectivity. By removing these nodes or attacking the network, we can identify a critical set of nodes. Deleting this set of nodes can minimize or maximize the connectivity components (such as the largest connected component or node pair connectivity) in the remaining network, which is known as the Critical Nodes Deletion Problem. Aringhieri et al. [108] designed a general framework to address several classic critical node problems (CNPs), specifically: (1) **Pairwise connectivity**: Minimize the number of connected node pairs in the remaining network by deleting up to  $K$  nodes, ensuring the pairwise connectivity is reduced to a threshold  $P$ . (2) **Largest connected component**: Minimize the size of the largest connected component in the remaining network by deleting up to  $K$  nodes, ensuring its size cannot exceed a threshold  $L$ . (3) **Number of connected components**: Maximize the number of connected components in the remaining network by deleting the fewest nodes possible, ensuring it meets or exceeds a threshold  $N$ . It discusses greedy algorithm design rules for these problems and proposes general algorithms for solving various CNPs, providing solutions for subsequent derivations and improvements of CNP models. Alozie et al. [109] focused on optimizing distance-based connectivity metrics by removing a subset of nodes. They aimed to minimize two specific metrics: (1) the number of node pairs connected by the longest path, and (2) the Harary index or efficiency of the graph. To achieve this, they proposed a general mixed-integer programming formulation and a separation algorithm based on breadth-first search tree generation, designed to solve the constraint inequalities.

Thulasiraman et al. [110] evaluated node value using cut vertices and edges for network diagnostics and security, employing link testing and node connection statistics. In protein interaction networks, Boginski et al. [111] aimed to identify key nodes by solving the Cardinality Constrained-CNDP (CC-CNDP), defined as minimizing the set of deleted nodes  $R$  such that the largest connected component in the remaining subgraph  $G(V \setminus A)$  of the network cannot exceed  $L$ , as follows:

$$\begin{aligned}
 & \text{minimize} \quad \sum_{i \in V} v_i \\
 \text{s.t.} \quad & e_{ij} + v_i + v_j \geq 1, \quad \forall (i, j) \in E, \quad (1) \\
 & e_{ij} + e_{jk} - e_{ki} \leq 1, \quad \forall (i, j, k) \in V, \quad (2) \\
 & e_{ij} - e_{jk} + e_{ki} \leq 1, \quad \forall (i, j, k) \in V, \quad (3) \\
 & -e_{ij} + e_{jk} + e_{ki} \leq 1, \quad \forall (i, j, k) \in V, \quad (4) \\
 & \sum_{i, j \in V} e_{ij} \leq L, \quad (5) \\
 & v_i \in \{0, 1\}, \quad \forall i \in V, e_{ij} \in \{0, 1\}, \quad \forall i, j \in V, \quad (6)
 \end{aligned} \tag{19}$$

where  $e_{ij}$  represents the edge between nodes  $v_i$  and  $v_j$ , (1) ensures that there is an edge between nodes  $v_i$  and  $v_j$ , meaning that both nodes are in the network, (2-4) constrain the connectivity of the node set  $(i, j, k)$  to be minimal, and (5) constrains the size of the largest connected component in the network. This CNDP problem is transformed into an integer programming optimization problem to identify critical network disruptions and target proteins for drug neutralization. In self-organizing networks, Karygiannis et al. [112] defined critical nodes as breakpoints under failures or attacks. They used graph theory's vertex and edge cut principles to reveal network vulnerability through subgraph generation and involved solving optimization problems where their removal satisfies specific constraints.

Table 7: Comparison of Control Optimization-Based Ranking Methods.

Title	Related Works	Advantages / Disadvantages
Network Control	[82], [83], [84], [85], [86], [87], [88], [89], [90], [91], [92], [93], [94], [95], [96], [97], [98], [99], [100], [101], [102], [103], [104], [105], [106], [107]	+ Beneficial for dynamic networks and control applications, quantifies node controllability. - Requires accurate network topology information, relies on control theory.
Maximization of Connected Component Optimization	[108], [109], [110], [111], [112], [113], [114], [115], [116], [117], [118], [119], [120], [121]	+ Increases network fragmentation, applicable to security and IDS applications. - Excessively breaks the network, affecting normal operations.
Minimization of Pair Connectivity Optimization	[122], [123], [124], [125], [126], [127], [128], [129], [130], [131], [132], [133], [134], [135], [136], [137], [138], [139]	+ Effective in suppressing spreading and network attacks. - High computational demand in large-scale network.
Minimum Spanning Tree	[140], [141], [142], [143], [144], [145]	+ Simple and computationally efficient. - cannot fully capture network complexity and dynamics.

Furthermore, Arulselvan et al. [113] proposed a risk management-based method to detect a set of nodes that, when deleted, cause the connectivity index of the resulting subgraph to fall below a threshold. This problem is defined as the cardinality-constrained critical node problem (CC-CNP) and modeled as an integer linear programming problem, which is solved using a heuristic genetic algorithm. In social networks, there exists a set of  $k$  mediator nodes aimed at maximizing the probability of information activation from a source node to a target node. Li et al. [114] defined this problem as the  $k$ -Mediators problem. Based on the independent cascade propagation model, they optimized information propagation by considering path probability effects and structural connectivity, using the product of edge weights to more accurately simulate the information spread process. They proposed a three-step greedy method to iteratively construct the best propagation tree (BPT), connecting all source and target nodes and optimizing the propagation paths to maximize activation probabilities. Ventresca et al. [115] developed a multi-objective critical node detection algorithm.

It removes nodes to maximize the connected components in the remaining network while minimizing the size variance among these components. Veremyev et al. [116] introduced two critical node deletion problems: (1) deleting  $K$  nodes to minimize the remaining connected node pairs; (2) deleting the fewest nodes to ensure the largest component has no more than  $L$  nodes. They reduced the solving time through constraints, making it possible to tackle large-scale network optimization issues. Ren et al. [117] proposed a reverse greedy strategy to identify nodes crucial for maintaining connectivity. Starting from an empty network, it adds nodes with the least impact on the largest component, ranking by addition order, with the last added node deemed most critical.

To address the high computational costs of greedy algorithms on large networks. Wang et al. [118] developed a community-based greedy algorithm using node edge weights for propagation speed, incorporating information diffusion for community detection and dynamic programming to identify influential nodes. Lam et al. [119] used simulations in the NetLogo multi-agent environment to identify critical infrastructure components, assessing node failure impacts via attack scenarios and the giant component metric. Ventresca et al. [120] proposed a depth-first search method with  $O(|V| + |E|)$  complexity, integrated into greedy algorithms for quick key node identification in large networks, enabling efficient CNDP objective function solving. Tang et al. [121] introduced a Discrete Shuffling Frog Leaping Algorithm based on virtual frog population topology, featuring novel encoding, evolution rules, and a local degree-based replacement strategy for efficiency.

### 5.3 Minimization of Pair Connectivity

To minimize pairwise connectivity by removing a fixed number of nodes, Di Summa et al. [122] proposed an integer linear programming (ILP) model with non-polynomial constraints, as follows:

$$\begin{aligned}
 & \text{maximize} && \sum_{i,j \in V, i \neq j} e_{ij} \\
 \text{s.t.} &&& \sum_{i \in V} v_i \leq K, \quad (1) \\
 &&& v_i + v_j \geq e_{ij}, i, j \in E, \quad (2) \\
 &&& e_{ij} + e_{jk} - e_{ik} \geq 0, i, j, k \in K, i < j < k, \quad (3) \\
 &&& e_{ij} - e_{jk} + e_{ik} \geq 0, i, j, k \in V, i < j < k, \quad (4) \\
 &&& -e_{ij} + e_{jk} + e_{ik} \geq 0, i < j < k, \quad (5) \\
 &&& v_i \in \{0, 1\}, e_{ij} \in \{0, 1\}, i, j \in V, i < j, \quad (6)
 \end{aligned} \tag{20}$$

where constraint (1) limits the number of deletions to  $K$ , while (2) ensures that removing an edge implies removing both its endpoints. Constraints (3)–(5) enforce connectivity dependencies, ensuring that if  $\{i, j\}$  is disconnected in the remaining graph, then the node pairs  $(i, k)$  and  $(k, j)$  cannot be connected.

In small-scale networks, heuristic algorithms are commonly used to identify critical nodes that impact connectivity. Arulselvan et al. [123] employed a combinatorial heuristic integrating integer programming to efficiently minimize pairwise connectivity by selectively removing nodes. Similarly, Shen et al. [124] introduced an adaptive algorithm that identifies critical nodes without requiring full recalculations after topological changes, enhancing efficiency and response speed. Ventresca et al. [125] developed an approximation algorithm for undirected, unweighted graphs, combining integer linear programming with randomized rounding. By handling vertex and triangle inequality constraints separately, their method effectively reduces subgraph connectivity while capping the number of deleted nodes at  $k$ , with solution quality bounded by a constant factor. Dinh et al. [126] assessed network vulnerability under dynamic conditions using expected pairwise connectivity (EPC) as a metric, transforming the problem into a stochastic optimization framework based on probabilistic graphs. Sarker et al. [127] proposed an enumeration algorithm that accounts for connection costs and node weights, achieving high time efficiency and controlled complexity. Their approach, applied to river drainage networks, confirms power-law fragmentation behavior following the removal of critical nodes.

To address the complexity and accuracy balance in identifying critical nodes in large-scale networks, Pullan et al. [128] proposed a Greedy Randomized Adaptive Search Procedure (GRASP) with Path Relinking. The algorithm introduces an evolutionary path relinking mechanism during the path search process. It was shown that the GRASP with Path Relinking is more efficient than algorithms like neighborhood search and simulated annealing in solving the Critical Node Deletion Problem. Addis et al. [129] proposed a "hybrid" heuristic algorithm based on the basic greedy algorithm. By combining two greedy rules, "node addition and deletion," the algorithm addresses the CNDP problem of removing  $K$  nodes to minimize the residual network connectivity. The algorithm alternates between node addition and deletion operations in the feasible solution space, effectively avoiding local optimal solutions. Chen et al. [130] focused on the critical node fragmentation problem in weighted networks. They proposed a non-convex mixed-integer quadratic



programming (MIQP) model for undirected weighted networks. A greedy algorithm is employed to approximate the optimal solution, and the algorithm iteratively selects  $K$  critical nodes (Critical Node Set, CNS) that cause the most significant decrease in network pairwise connectivity, identifying the critical node combination that maximizes network performance.

To mitigate the high computational complexity of the critical node deletion problem, Ventresca et al. [131] employed a population-based incremental learning algorithm combined with combinatorial simulated annealing to detect critical nodes, leveraging depth-first search to minimize pairwise connectivity. For dense networks where pairwise connectivity computations remain  $O(n^2)$ , Shen et al. [132] developed a hybrid iterative linear programming rounding (HILPR) algorithm, which transforms the problem into ILP, improving solving efficiency through local search and constraint pruning. Ventresca et al. [133] proposed a region-growing dual-criterion method using LP relaxation to iteratively expand a fixed-radius ball, providing a logarithmic approximation for optimal node removal. Addressing weighted social networks, Yin et al. [134] introduced the Mixed Strength Decomposition (MSD) method, dynamically setting thresholds for node removal based on connection weights, improving the precision of critical node identification. These advancements enhance computational efficiency in solving CNDP, enabling more effective identification of critical nodes in large-scale networks.

Recent studies have focused on optimizing critical node detection and network robustness under adversarial conditions. Zhang et al. [135] formulated the Critical Node Detection problem in interdependent networks as a Bi-objective Optimization Problem (BICND) and designed a method integrating single-layer and multi-layer network transfer. This approach reduced algorithmic complexity while enhancing accuracy in identifying critical nodes. Fortz et al. [136] proposed a compact integer programming formulation for the node attack optimization problem using pseudo-components within a two-level model, addressing performance limitations of prior iterative methods. Jiang et al. [137] introduced the EBC method, leveraging loop structures to assess network robustness against targeted attacks and precisely identify edges critical to resilience. Kouam et al. [138] simulated adversarial behavior to evaluate node influence, modeling attack progression toward the target. Zhou et al. [139] examined the NP-hard nature of the protection node problem and optimized key node selection via an influence redundancy mechanism. By minimizing the adjacency matrix's spectral radius after key node removal, they demonstrated submodular properties in the objective function and achieved an approximation ratio of  $O(N \log N)$ . These advances enhance network resilience by refining critical node and edge, offering efficient solutions for targeted attacks. The multi-area power system can be described using power grid models and associated control models. In contrast, the networked  $T - S$  fuzzy system is modeled using  $T - S$  fuzzy models that consist of multiple fuzzy rules. The research on "Critical-metrics-based attack strategy and resilient  $H_\infty$  state estimator design for multi-area power systems" presents a critical-metrics-based attack strategy. From the attacker's perspective, this strategy targets the critical information packets in the key areas of the power system, thereby amplifying the impact of the attack on system performance. Correspondingly, from the defender's perspective, a resilient state estimator is designed to alleviate the adverse effects of potential critical-metrics-based attacks.

## 5.4 Minimum Spanning Tree

Chen et al. [140] evaluated the relative importance of two sets of nodes by comparing the number of spanning trees in the remaining network after node deletion. The fewer the number of spanning trees in the corresponding network after removing a set of nodes and their associated edges, the more important that set of nodes is considered to be. This method is simple to compute and provides a more accurate reflection of node importance. When the network size is large, the algorithm complexity of solving the problem increases. To improve the solving efficiency, the objective function is decomposed into multiple subproblems. Di Summa et al. [141] studied the minimization of the number of connected node pairs in the remaining graph after node deletion, designing the network as a tree structure to extend the solution to the CNP subproblem. Hermelin et al. [142] discussed the Critical Node Cut (CNC) problem: given a graph  $G$  with  $n$  vertices, determine  $k$  nodes, and after their removal, the remaining graph has at most  $x$  connected node pairs. Using a parameterized method, they proved that the problem can be solved in polynomial time by preprocessing it into a subproblem with lower complexity.

Regarding the linear framework of the network traffic and connectivity constraint problem, Addis et al. [143] focused on the combinatorial problem of node deletion. They provided a dynamic programming recursive method for solving the tree decomposition problem based on graphs, which can solve the CNP problem in polynomial time on general and special graphs (split graphs, bipartite graphs, and the complements of bipartite graphs). Aringhieri et al. [144] proposed two metaheuristics based on iterative local search and variable neighborhood search frameworks to achieve maximum fragmentation of graphs. They designed two computationally efficient neighborhoods, evaluated different exploration strategies, and found that the improved strategy produced a large number of new best solutions. Using betweenness centrality, they were able to reduce the runtime without compromising the solution quality. Wang et al. [145] combined the advantages of the minimum spanning tree (MST) structure and the minimum connected dominating set (MCDS)

properties, introducing edge weight normalization to calculate the connection strength between nodes. They defined the minimum connected dominating set efficiency (SEW) and excluded non-critical endpoints, further distinguishing node importance.

## 6 Machine Learning-based Ranking Methods

Machine learning-based ranking methods have transformed the identification of influential nodes in complex networks by leveraging advanced techniques such as information entropy, clustering coefficients, graph neural networks, and reinforcement learning to capture intricate structural patterns and relationships. These methods find applications in diverse domains, including social network analysis, information diffusion, network security, and infrastructure management as details in Table. 8. Compared to traditional approaches, machine learning enables more accurate and nuanced assessment of node importance, while also being capable of handling large-scale networks and capturing nonlinear dependencies that conventional methods may overlook. However, these approaches introduce new challenges, such as the requirement for extensive training data, dependence on model design and generalization capability, and limitations in computational resources.

### 6.1 Information Entropy

Entropy-based measures quantify the uncertainty or diversity in information propagation and have been widely applied to assess node centrality. Nikolaev et al. [146] introduced entropy centrality, which evaluates a node’s potential for dissemination via discrete Markov processes. Specifically, a node’s entropy centrality is defined as

$$H_i^t = - \sum_{j=1}^N (p_{ij}^{(t)} + p_{ij'}^{(t)}) \log_2(p_{ij}^{(t)} + p_{ij'}^{(t)}). \quad (21)$$

The term  $p_{ij}^{(t)} + p_{ij'}^{(t)}$  represents the probability that an object originates from node  $v_i$  and that during  $t$  time periods, the node itself is found to possess node  $v_j$ . Higher entropy indicates a more uniform spread, implying greater unpredictability in the information’s destination. Building on this foundation, Zareie et al. [147] incorporated Shannon entropy and Jensen–Shannon divergence to develop the Diversity Strength Ranking (DSR) and Extended DSR (EDSR) algorithms, which account for both neighbor dispersion and influence range.

Other studies have leveraged entropy in various contexts. Nitt et al. [148] proposed a degree centrality mapping entropy (ME) to identify critical nodes through local interactions. Similarly, Fu et al. [149] defined global node information entropy based on the  $k$ -shell index. To address the issue in the VoteRank algorithm where all nodes are roughly assigned the same voting capacity and attenuation factor during voting, Guo et al. [150] addressed limitations in VoteRank by introducing the EnRenew algorithm, which integrates connection-based entropy and an attenuation factor to update nodes’ propagation capabilities. In response to the susceptibility of road networks to cascading failures caused by traffic accidents or abnormal events, Xu et al. [151] applied entropy concepts in the Origin-Destination Entropy and Flow (ODEF) and Crossroad Ranking (CRRank) to evaluate node importance using vehicle trajectory data. Tulu et al. [152] further developed a Community-based Mediator (CbM) method that combines internal and external density entropy with node degree to identify critical mediators in large-scale networks.

Network entropy is typically used to characterize the amount of information encoded in a network structure. Based on the assumption that removing more important nodes may lead to greater structural changes, Ai et al. [153] defined node importance as the change in network entropy before and after its removal. Wu et al. [154] proposed  $k$ -order entropy combined with betweenness centrality to capture global and local information through different order neighbor dependencies. Based on K-shell, the internal and external effects of neighbor subnet structure are defined as information entropy and cross-entropy [155], respectively, to identify the information disseminator. Li et al. [156] further extended this approach by incorporating mutual information to derive a centrality measure (EMI) that considers both direct and second-order neighbor effects, effectively quantifying redundant and complementary information flows. These entropy-based approaches offer a rigorous framework to evaluate node importance by measuring the uncertainty and diversity inherent.

### 6.2 Clustering Coefficient

The clustering coefficient is a crucial factor in determining the local influence of nodes. Chen et al. [157] combined the number of node neighbors, the influence of neighbor nodes, and the clustering coefficient to propose the ClusterRank

method for local node importance ranking, specifically defined as:

$$s_i = c(v_i) \sum_{j \in \Gamma(v_i)} (k_j^{out} + 1). \quad (22)$$

The local clustering coefficient  $c(v_i)$  of node  $v_i$  is defined as:  $c(v_i) = R(v_i) / (k(v_i)(k(v_i) - 1))$ , where  $R(v_i)$  represents the number of triangles formed by node  $v_i$ , and  $\Gamma_i$  denotes the neighbors of node  $v_i$ . The term "+1" accounts for the degree contribution of the node itself to its neighboring nodes. When ranking nodes based on local centrality, traditional methods overlook the structural connections among neighbors. To address this, Gao et al. [158] proposed Local Structural Centrality (LSC), which integrates both the number of a node's neighbors and their topological interconnectivity. By incorporating the local clustering coefficient, LSC quantifies the extent to which a node's neighbors are interconnected, capturing structural nuances often ignored in purely degree-based metric. The local clustering coefficient reflects the density of connections among a node's immediate neighbors, offering insights into its influence within the network. Nodes with similar local centrality values but higher clustering coefficients tend to exhibit stronger propagation capabilities, as their tightly connected neighborhoods facilitate more effective information diffusion. In addition, the traditional K-truss method, which decomposes networks based on edge clustering, may be affected by "false cores" when clustering characteristics are not accurately captured. Yang et al. [159] proposed an improved K-truss approach that incorporates both edge diffusivity and edge clustering coefficients, thus providing a balanced metric for identifying influential nodes. Complementarily, Zareie et al. [160] developed the ECRM method, which posits that nodes with lower correlation to their neighbors are more likely to be influential, as they can more effectively disseminate information to the network periphery.

To overcome the limitations of undirected graphs in representing conditional independence, Dablander et al. [161] developed a causal framework based on directed acyclic graphs (DAGs). Assuming the Markov condition holds, they introduced the concept of "faithfulness" to ensure that the DAG accurately captures variable independencies. They further quantified causal impacts using Average Causal Effect (ACE) and Kullback-Leibler (KL) divergence. Their findings indicate that eigenvector centrality outperforms traditional metrics in predicting the causal influence of nodes within such networks. Liu et al. [162] integrated latent group information in power systems by developing the Group-Driven Framework for Identifying Critical Nodes (GDF-ICN) algorithm. This framework combines the structural and operational states of power systems with node group affiliations, iteratively optimizing group partitions around critical nodes. A fuzzy closeness metric is incorporated to enhance the description of group structure, while leveraging clustering effects to bolster the robustness of critical node identification. Wang et al. [163] proposed an influential node evaluation algorithm grounded in information entropy theory. By defining metrics based on the number of triangles and edge weights, they introduced the concept of edge entropy weights—capturing differences in edge weights and their influence on neighboring nodes. This approach integrates k-core metrics to characterize local node influence, with higher entropy values indicating greater complexity and overall influence within the network. Zhang et al. [164] presented a novel method focused on maximizing the range of influence. Their approach constructs an information transmission probability matrix, which quantifies the probability of information transfer between arbitrary node pairs.

### 6.3 Machine Learning

Machine learning offers a powerful framework for identifying influential nodes by reframing the problem as a regression task. These methods leverage supervised learning algorithms trained on node labels derived from epidemic model simulations and traditional centrality measures, capturing complex relationships between network structure and propagation potential. Zhao et al. [165] employed information infection vectors to encode topological characteristics and infection dynamics across diverse propagation scenarios. Using node labels obtained from SIR model simulations, they trained classifiers and regressors—including Naïve Bayes, decision trees, random forests, SVM, KNN, logistic regression, and MLP—to predict node importance. Yang et al. [166] introduced a network-aware local centrality index (NLC) that integrates topology with node embeddings. Applying DeepWalk to project network structures into a low-dimensional space, they incorporated third-order neighborhood information to refine influence estimation. Rezaei et al. [167] further advanced this paradigm by engineering collective node features—spanning connectivity, degree, and coreness measures—and training an SVR model with an RBF kernel, demonstrating the efficacy of tailored feature representations in predicting node influence. However, existing models face limitations in feature representation and scalability. The development of deep learning and graph neural network approaches provides a powerful new framework for analyzing node attributes and quantifying influence.

**Graph Convolutional Network:** Zhao et al. [168] pioneered the deep learning framework InfGCN based on graph convolutional networks (GCN). InfGCN constructs node structural features—including degree, closeness, betweenness, and clustering coefficient—and builds a fixed neighbor network via breadth-first search (BFS). By training with actual infection rate vectors from SIR model simulations, InfGCN minimizes the error between predicted and actual infection

rates to accurately estimate node influence. Similarly, Kumar et al. [169] adopted the Stru2vec node embedding algorithm [170] along with a message-passing neural network (MPNN) to process node embeddings and SIR-based influence vectors, identifying the Top- $k$  influential nodes. Zhang et al. [171] combined convolutional neural networks (CNN) with GNNs in their CGNN algorithm, which simplifies feature matrices and focuses on first- and second-order neighbors to label nodes via the SIR model and optimize a loss function for precise identification of critical nodes. Liu et al. [172] developed a ranking method based on self-supervised learning and graph convolutional models, leveraging both node features and network structural information.

**Graph Embeddings:** Wei et al. [173] focused on reducing computational complexity. They selected candidate nodes based on shell connections and topological features, then used deep learning to generate low-dimensional vectors for calculating propagation dependency. Keikha et al. [174] proposed DeepIM, which extracts global and local structural features via CARE, constructs custom paths, and employs Word2vec to learn node feature vectors for measuring user relevance. Bouyer et al. [175] presented ETIM, combining shell decomposition, graph embedding, and local structure features to decrease computation. Wu et al. [176] constructed node features using rule-equivalent similarity and Graph Convolutional Networks. Ahmad et al. [177] proposed frameworks (LCNN) that merge CNNs with local node representations and multi-scale metrics. Rashid et al. [178] introduced the GN model, integrating deep learning and probabilistic properties via Graph Convolutional Networks to detect overlapping communities and key nodes. Xiong et al. [179] proposed the AGNN algorithm, fusing autoencoders with GNNs to generate topological feature embeddings through GCN and optimizing the ranking prediction model using listMLE. Yu et al. [180] developed methods RCNN that integrate GCNs and CNN-based adjacency features for effective critical node detection.

**Graph Attention Network:** Most existing node importance assessments in knowledge graphs fail to fully utilize available information and cannot capture node relationships and attribute features. To address this, Park et al. [181] GENI uses predicate-aware attention mechanisms and flexible centrality adjustments to aggregate node and neighbor information across multiple GNN layers. It updates node embeddings via an aggregation function with a nonlinear transformation and maps these to importance scores using a scoring neural network. GENI also incorporates node in-degree centrality to adjust importance estimates. Define a GNN with  $L$  layers of networks, where the  $l$ -th aggregates information from the  $l - 1$  th layer as follows,

$$\begin{aligned}\vec{h}_{N(i)}^l &\leftarrow \text{TransForm}^l \left( \text{Aggregate} \left( \left\{ \left( \vec{h}_j^{l-1}, w_{i,j}^l \right) \mid j \in N(i) \right\} \right) \right), \\ \vec{h}_i^l &\leftarrow \text{Combine} \left( \vec{h}_i^{l-1}, \vec{h}_{N(i)}^l \right),\end{aligned}\tag{23}$$

where  $\vec{h}_i^{l-1}$  is the  $v_i$  represents the information aggregation of the  $(l - 1)$  th layer, each neighbor node  $N(i)$  of node  $v_i$  denotes the set of its neighbors (each initialized with a weight  $w_{i,j}^l$ ). The aggregation function and nonlinear transformation function share parameters across all nodes. At each layer, node scores are updated through a weighted combination of their own value and neighbors' values, with attention mechanisms dynamically adjusting connection influence. Initial node scores come from feature embeddings processed through a neural scoring network. GENI also incorporates a centralization score based on node in-degree, refined through scaling and offset adjustments. Finally, a nonlinear activation function integrates this score with learned representations. Furthermore, Park et al. [182] designed MultiImport, an end-to-end latent variable model to infer node importance from multiple sparse and possibly overlapping input signals. MultiImport uses edge-aware attention aggregation and node centralization adjustment within a GNN framework to learn robust node representations. It models the knowledge graph structure and uses clustering to group nodes with similar functional signals. Munikoti et al. [183] introduced ILGR, a scalable GNN-based framework that approximates node and link importance through attention-driven embedding. ILGR encodes local structure by aggregating neighborhood information, with an attention mechanism assigning adaptive weights based on structural roles. Ge et al. [184] proposed MFA-NIE, integrating structural, relational, and attribute features with an enhanced attention mechanism for feature extraction, and adjusts node importance using TOPSIS centrality. Chen et al. [185] developed a hierarchical graph-enhanced variational autoencoder that reconstructs neighborhood representations to learn social influence patterns, using hierarchical graph attention networks to capture influential neighborhoods and mitigate data sparsity. Liu et al. [186] introduced NIE-GAT for inter-domain routing networks, mapping static node features to dynamic cascading failure impacts through graph attention networks. Additionally, Kou et al. [187] refined GCN-based approaches by framing node influence prediction as a regression task and using a multi-head attention mechanism to integrate neighbor importance, with the IC model providing simulation-based ground truth for optimization.

**Graph Contrast Learning:** Recent advancements in contrastive learning have improved node importance estimation by integrating multi-view representations and attention mechanisms. Liu et al. [188] addressed the limitations of single-graph models by introducing the MCRL framework, which employs dual graph encoders and contrastive learning to derive multi-perspective node representations. This approach enhances the estimation of node importance by comparing embeddings generated through graph convolutional networks (GCN) and graph attention mechanisms (GAT). By incorporating a positive-negative sampling strategy, MCRL identifies nodes that maintain both high similarity

and distinctiveness across multiple structural views—key indicators of importance. Building on this concept, Zhang et al. [189] developed the Label-Contrastive Pretraining (LICAP) model, which employs hierarchical sampling to prioritize top-ranked nodes. LICAP utilizes a Predicate-Aware Graph Attention Network (PreGAT) to refine node embeddings, ensuring robust differentiation between influential and peripheral nodes. Meanwhile, Shu et al. [190] proposed AGCL, a contrastive learning framework for heterogeneous networks that leverages attention mechanisms to quantify both local and global node importance. By extracting structural features through contrastive learning and computing importance weights via attention mechanisms, AGCL offers a comprehensive approach to evaluating node influence in complex networks.

**Graph Neural Networks:** Huang et al. [191] introduced HIVEN, a GNN-based framework designed for heterogeneous information networks (HINs). By integrating a heterogeneous information aggregator and a meta-path-based mechanism, HIVEN effectively captures the structural and relational intricacies of HINs, improving both accuracy and efficiency in node ranking. Building on structural knowledge integration, Chen et al. [192] developed SKES (Deep Structural Knowledge Exploitation and Synergy), which incorporates node centrality and similarity metrics to learn high-dimensional feature distributions. SKES refines importance predictions using optimal transport theory, enabling precise characterization of node significance within heterogeneous graphs. Similarly, Lin et al. [193] leveraged Large Language Models (LLMs) in the LENIE framework to enhance semantic representations in knowledge graphs. By employing a clustering-based triplet sampling strategy and node-specific adaptive prompts, LENIE enriches node embeddings, thereby improving the initialization of node importance estimation models. Higher-order network structures have also been incorporated into learning-based ranking methods. Zhao et al. [194] proposed HONNMA, a high-order neural network framework that employs motif attention to capture complex topological dependencies. This model encodes interactions through a weighted motif adjacency matrix and refines node embeddings using a skip-connected architecture, allowing for more robust node importance estimation. Addressing the Critical Node Detection Problem, Michos et al. [195] applied Hopfield Neural Networks (HNN) to optimize network resilience. By reformulating as an energy minimization task, their approach identifies critical nodes by converging toward stable network states with minimal energy.

## 6.4 Reinforcement Learning

Reinforcement learning influences key node selection by using rewards and penalties to guide the process, treating the impact of nodes—whether on overall network performance or individual propagation capability—as the value incentive. In this framework, the objective is to identify a set of important nodes by either maximizing or minimizing a value-based objective function. To tackle high time complexity in critical node identification, Fan et al. [196] proposed the FINDER framework. It minimizes the accumulated normalized connectivity (ANC) through a node deletion strategy. The ANC is defined as:

$$R(v_1, v_2, \dots, v_N) = \frac{1}{N} \sum_{k=1}^N \frac{\sigma(\mathcal{G} \setminus \{v_1, v_2, \dots, v_k\})}{\sigma(\mathcal{G})} c_{v_k}, \quad (24)$$

where  $c(v_k)$  is the normalized removal cost of node  $v_k$ , and  $\sigma$  measures network connectivity. This optimization process is modeled as a Markov Decision Process (MDP), defined by the following components: state space  $\mathcal{S}$  represents the residual graph  $\mathcal{G}'$  after a sequence of node removals, action space  $\mathcal{A}$  denotes the selection of a node  $v \in V(\mathcal{G}')$  for removal at each step, and reward function  $r : \mathcal{S} \times \mathcal{A}$  is the reduction in ANC resulting from removing node  $v$ , incentivizing actions that lead to rapid network fragmentation. A strategy for selecting the next node to delete, updated iteratively via reinforcement learning algorithms as policy  $\pi(a|s)$ . The iterative process involves evaluating candidate actions based on their expected rewards, selecting the node that maximizes the reward signal, and updating model parameters using a greedy or approximate policy improvement strategy. To further reduce the computational complexity of heuristic algorithm-based node deletion, Tan et al. [197] proposed a feature-sensitive graph attention network. This method represents nodes by their features and, combined with an adversarial double-depth network, constructs a flexible end-to-end framework for generalizing critical node identification across different scales.

To address information diffusion features in node importance analysis, several studies have integrated reinforcement learning with graph-based methods. Jaques et al. [198] used a multi-agent reinforcement learning framework with counterfactual reasoning and measures like KL divergence to assess the impact of alternative actions on other agents, identifying influential nodes. Chen et al. [199] proposed DeepELE, combining graph embeddings with reinforcement learning in an SIS model. Each node is assigned a diffusion weight, and a state-action value function evaluates the network-wide infection impact after node removal, selecting key nodes by minimizing an objective function. Li et al. [200] introduced DISCO, combining network embedding with deep reinforcement learning for various node-related problems. Chen et al. [201] developed ToupleGDD, an end-to-end deep reinforcement learning framework coupling three graph neural networks with a double deep Q-network for parameter learning, addressing influence maximization while overcoming limitations like narrow IM formulations and low scalability. Ling et al. [202] introduced

DeepIM, generating latent representations of seed sets in a data-driven manner to capture diverse information diffusion patterns, and designing a novel objective function for optimal seed sets under flexible node centrality constraints. Li et al. [203] presented PIANO, merging deep reinforcement learning with network embedding to estimate node influence, providing a pre-trained model pool for direct application. Uthayasuriyan et al. [204] introduced DERL, integrating differential evolution with DQN-based reinforcement learning, and Li et al. [205] proposed AdaRisk, a risk-adaptive deep reinforcement learning framework for detecting fragile nodes in uncertain graphs. Xu et al. [206] developed HEDRL-IM, reformulating influence maximization in hypergraphs as a network weight optimization task solved via deep Q-networks, integrating evolutionary algorithms and propagation simulation. Zhu et al. [207] proposed BiGDN, employing bidirectional neighborhood aggregation and integrating deep reinforcement learning with multi-head attention for robust node representations. Ahmad et al. [208] developed CoreQ, using K-core decomposition and Q-learning to identify candidate seed nodes.

Table 8: Comparison of Machine Learning-Based Ranking Methods.

Title	Related Works	Advantages / Disadvantages
Information Entropy	[146], [147], [148], [149], [150], [151], [152], [153], [154], [155], [156]	+ Robustness to various network structures. – Dependent on accurate data, hard for large or dynamic networks.
Clustering Coefficient	[157], [158], [159], [160], [161], [162], [163], [164]	+ Improves identification of influential nodes. – Potential oversimplification of network dynamics, reliance on local information.
Graph Conventional Network	[168], [169], [171], [172]	+ Straightforward implementation, robustness in various network types. – Limited ability to capture complex patterns, potential inefficiency with large-scale networks.
Graph Embeddings	[173], [174], [175], [176], [177], [178], [179], [180]	+ Improves accuracy for influential nodes. – Reliance on quality of embeddings.
Graph Attention Network	[181], [182], [183] [184], [185], [186], [187]	+ Heightened accuracy in ranking influential nodes, the ability to focus on important features. – Dependency on hyperparameter tuning, potential overfitting in small datasets.
Graph Contrast Learning	[188], [189], [190]	+ Effective identification of key nodes by leveraging differences between subgraph representations. – High computational cost, potential overfitting.
Graph Neural Networks	[191], [192], [193], [194], [195]	+ Superior ability to capture complex patterns, adaptability to diverse network structures. – Dependence on extensive training data and difficulties in model interpretability.
Reinforcement Learning	[196], [197], [198], [199], [200], [201], [202], [203], [204], [205], [206] [207], [208]	+ Dynamic adaptation to network changes, improves decision-making over time. – Complexity in setting reward structures, reliance on extensive exploration and training periods.

## 7 Comprehensive Index Based Ranking Methods

Comprehensive index ranking methods evaluate node importance by integrating multiple network attributes and advanced analytical techniques. These methods combine various centrality measures, gravity models, and decision-making frameworks to overcome the limitations of single-indicator approaches and provide a more holistic assessment of node significance in complex networks. These indicators are widely applied across domains such as social network analysis, biological networks, transportation systems, and infrastructure management. The primary advantage of these methods is their ability to incorporate diverse structural and functional indicators, thereby offering a more nuanced characterization of node importance. However, they also introduce challenges, including increased computational complexity and careful selection and integration of relevant indicators.

## 7.1 Gravity Formula

The law of universal gravitation has been innovatively applied in network science. By defining the gravitational constant multiplied by the product of the masses of two nodes divided by the square of the distance between the nodes, the centrality and statistical indicators of nodes are considered as "mass", and the shortest distance between nodes is used as the distance, thus constructing a new framework for measuring node importance. Ma et al. [209] combined the K-shell index of nodes and the shortest path between nodes to identify important nodes in the network through the gravitational calculation formula, defining the importance of node  $v_i$  as:

$$GM(v_i) = \sum_{j \in \Psi} ks(i) \cdot ks(j) / d_{ij}^2, \quad (25)$$

where  $ks(i)$  and  $ks(j)$ , denote the  $k$ -shell values of nodes  $v_i$  and  $v_j$ ,  $d_{ij}$  is the shortest path between them, and  $\Psi$  is the set of neighbors within a radius  $r$  of node  $v_i$ . In parallel, Maji et al. [210] addressed limitations stemming from empirically set free parameters in improved  $k$ -shell decomposition algorithms by considering the influence of different levels of neighbors, thereby enhancing the adaptability, efficiency, and accuracy of the model.

In addition, Li et al. [211] proposed the Local Gravity Model (LGM), which extends the basic gravity model to include neighborhood information; nodes surrounded by neighbors with high  $k$ -shell indices are considered closer to the network's center. Li et al. [212] further modified the model by replacing the  $k$ -shell metric with the degree of neighboring nodes. Recognizing that a degree-based gravity model captures only local information. Liu et al. [213] introduced the eigenvector exponent of the adjacency matrix into the gravitational formula, proposing the Generalized Gravity Model (GMM) that incorporates both local and global network characteristics. Yang et al. [214] utilized  $k$ -shell values to define an attraction coefficient between nodes, taking into account critical positional attributes of a node's neighborhood. Li et al. [215] measured local information using each node's local clustering coefficient and clustering degree, thereby defining a node's spreading ability as its mass derived from both neighbor information and node degree. In a related approach, Fei et al. [216] assessed node importance by defining mutual attraction based on the inverse-square law, though this method may overlook more complex inter-node relationships.

A single centrality measure often fails to fully capture the importance of nodes in a network. To address this, researchers have introduced weighted models based on gravitational principles, incorporating multiple attributes to assess node influence. Wang et al. [217] enhanced the GM method by integrating  $k$ -shell value and degree centrality while further considering neighbor information to improve accuracy. Building on this approach, Li et al. [218] proposed the MCCM method, which defines node importance as a weighted combination of degree,  $k$ -shell value, and eigenvector centrality. To ensure comparability across different networks, these metrics are normalized, with a balancing parameter introduced to prevent the  $k$ -shell value from disproportionately influencing smaller networks. Similarly, Yan et al. [219] adopted a multi-attribute decision-making approach, constructing a decision matrix based on multiple centrality measures and using entropy weighting to determine a node's overall importance. Beyond centrality weighting, researchers have also addressed the issue of influence overlap among high-centrality nodes. Wang et al. [220] introduced the centripetal centrality index, which integrates node attributes and connectivity to reduce redundancy in influence propagation, albeit at a high computational cost. Yang et al. [221] developed the AIGCrank algorithm, combining gravitational centrality with a recursive ranking strategy that integrates the h-index, domain core centrality, and clustering coefficient, effectively distinguishing key nodes while mitigating influence overlap. Other approaches focus on probability-based propagation and structural optimization. Zhu et al. [222] introduced the HVGC method, incorporating the h-index, node distance, and an exponential decay factor to accurately identify bridge nodes that connect different network regions, even if they exhibit low  $k$ -shell values. Additionally, Liu et al. [223] developed the SEGM and EGM models, respectively, leveraging information entropy to capture the diffusion capabilities of nodes more effectively.

To mitigate the high computational cost of shortest path calculations, researchers have proposed alternative approaches that approximate or replace shortest path metrics with more efficient methods. Zhao et al. [224] employed random walks to estimate node distances, using degree centrality as a proxy for node influence. Extending this idea, Zhao et al. [225] introduced the NEGM model, which replaces shortest path lengths with Euclidean distances derived from Node2Vec embeddings. Similarly, Shang et al. [226] defined a probabilistic distance using Markov chain-based transition probabilities, capturing latent inter-node relationships without computing exact shortest paths. Beyond shortest path approximations, alternative gravity-based models have been proposed. Curado et al. [227] introduced a method leveraging return-based random walks and effective distance to capture both static and dynamic network topologies. Yang et al. [228] refined interaction range definitions by incorporating an adaptive truncation radius and considering all-channel paths instead of shortest path constraints. Chen et al. [229] proposed the DCGM model, integrating degree and average neighbor degree to enhance influence estimation. Further advancements address asymmetric interactions and multilayer structures. Meng et al. [230] developed the Asymmetric Attraction Model (AAM), transforming adjacency matrices into asymmetric attraction matrices to capture directional dependencies. Xu et al. [231] introduced the CAGM model, incorporating influence probability,  $k$ -shell, and degree information for adaptive gravity-based estimation. Li

et al. [232] extended gravity-based models to multilayer networks, proposing the APAMGM algorithm for multiplex transportation networks. Lü et al. [233] introduced PRGC, integrating multi-PageRank centrality with weighted shortest path distances. Chi et al. [234] developed a semi-global centrality measure inspired by stellar models, incorporating variable propagation speeds and the gravitational slingshot effect to quantify node efficiency in information diffusion.

## 7.2 Multiple Metrics

To address challenges in identifying critical nodes arising from varied network structures and densities, researchers have developed composite centrality measures that integrate multiple metrics. For instance, Comin et al. [235] proposed a comprehensive centrality index that balances global and local characteristics by analyzing three different information propagation strategies. De Arruda et al. [236] further explored dynamic propagation by proposing the Random Walk Accessibility (RWA) expansion indicator, based on nine centrality measures, to assess the ability of nodes to spread information in both spatial and non-spatial networks. To integrate multiple centrality measures, Hu et al. [237] adopted linear discriminant analysis to integrate eigenvector, betweenness, closeness, degree centrality, and mutual information, developing a multi-metric evaluation algorithm. Hu et al. [238] then proposed the NICCM method, constructing a contribution matrix that defines importance by combining efficiency with weighted contributions.

Several studies have integrated multiple centrality measures to enhance prediction accuracy. Bucur et al. [239] combined statistical classifiers into composite metrics, demonstrating high predictive power in SIR epidemic models. Wei et al. [240] developed a heterogeneous mean-field model incorporating betweenness, degree, H-index, and core degree, showing that betweenness-based immunization strategies are effective in BA networks, whereas degree-based strategies perform well in real networks. An et al. [241] introduced the DIRCI method, leveraging dynamic influence scope, network layer centrality, and community centrality for critical node identification in multilayer networks. Wu et al. [242] proposed radiation centrality, which models information dissipation using attenuation and scattering theories. Other approaches combine local and global structural features. Cao et al. [243] introduced INLGC, integrating local network constraint coefficients with global community structure. Kopsidas et al. [244] merged centrality measures from different transport networks to assess metro station criticality. Wang et al. [245] proposed a multi-factor information matrix centrality algorithm, incorporating node influence, neighbor influence, and feedback-based mutual influence. Lei et al. [246] developed the Weighted Information Index (WII), which utilizes second-order neighbor information to construct an information distribution vector. Ullah et al. [247] introduced NPIC, integrating neighborhood and path information, while Zhang et al. [248] employed the Comprehensive Voting Ranking (CVR) algorithm, incorporating mutual information and  $k$ -center clustering to identify critical nodes in urban rail networks. Several iterative and hybrid models have also been proposed. Lee et al. [249] developed the Balanced Iterative Influence (BII) algorithm, iteratively combining local structural information with global influence. Esfandiari et al. [250] introduced HNPR, which integrates  $k$ -shell and PageRank into a novel linear metric. Chen et al. [251] proposed the SFIMCO method, distinguishing overlapping from non-overlapping nodes to quantify intra-community influence. Zhang et al. [252] introduced the SLCMF metric, integrating structural, social, and semantic factors while improving scalability via distributed subgraphs and shortest path approximations. Dempster-Shafer evidence theory has also been applied to node importance estimation. Mo et al. [253] developed Comprehensive Evidence Centrality (CEC), integrating degree, betweenness, and closeness centrality. Xu et al. [254] introduced the Local-Global-Position (LGP-DS) algorithm, which combines global, local, and positional attributes, leveraging information entropy to evaluate and aggregate their contributions to node importance.

To address the challenge of distinguishing nodes within the same  $k$ -shell layer, Sheikahmadi et al. [255] introduced the MCDE hybrid index, integrating node shell, degree, and entropy information to enhance accuracy and efficiency. Wang et al. [256, 257], Sheikahmadi et al. [258], and Yang et al. [259] developed iterative removal-based indices that combine node position and factor indices to achieve efficient  $O(n)$  complexity. Namtirtha et al. [260] introduced the NGSC indicator, a weighted sum of  $k$ -shell values and neighbor degrees, adaptable to both dense and sparse networks. Hybrid approaches integrating local and global structure have also been explored. Ullah et al. [261] developed the Global Structure Model (GSM) to capture global node influence, while the Local and Global Centrality (LGC) metric [262] combines  $k$ -shell entropy with neighbor degree sums. Hu et al. [263] proposed a neighbor similarity coefficient, integrating  $k$ -shell hierarchy and node degrees for improved influence evaluation. Wang et al. [264] developed the ALSI method, incorporating both inherent and neighbor-driven influence. Mukhtar et al. [265] introduced H-GSM, combining degree centrality and  $k$ -shell centrality to overcome single-metric limitations. Yang et al. [266] refined influence ranking using a structural iteration factor method, distinguishing nodes through iteration steps to mitigate propagation limitations. Qiu et al. [267] proposed a hierarchical composite algorithm, integrating constraint coefficients from the salton index with improved  $k$ -shell for local-global ranking.



### 7.3 Topsis and Entropy-Weight

The Technique for Order Preference by Similarity to Ideal Solution (TOPSIS) method integrates multiple centrality metrics, offering a comprehensive and objective approach to evaluate node importance. Du et al. [268] proposed a new method for assessing node importance in complex networks using the TOPSIS method. A decision matrix  $D = (x_{mn})$  is constructed using the multiple attributes of nodes in the network, and the decision matrix is normalized as  $r_{ij} = x_{ij} / \sum_{j=1}^m x_{ij}^2$ ,  $i = 1, \dots, m, j = 1, \dots, n$ . Then, multiply each column of this normalized matrix by its corresponding weight to obtain the weighted decision matrix  $A = (v_{mn}) : v_{ij} = w_{ij} \times r_{ij}$  where  $w_j$  is the weight of the  $v_j$  column. The TOPSIS method selects the alternative that is simultaneously closest to the positive ideal solution and furthest from the negative ideal solution. Define the positive ideal solution as  $A^+$  and the negative ideal solution as  $A^-$ , defined as follows:

$$\begin{aligned} A^+ &= \{v_1^+, v_2^+, \dots, v_n^+\} = \left\{ \left( \max_i v_{ij} | j \in K_b \right) \left( \min_i v_{ij} | j \in K_c \right) \right\}, \\ A^- &= \{v_1^-, v_2^-, \dots, v_n^-\} = \left\{ \left( \min_i v_{ij} | j \in K_b \right) \left( \max_i v_{ij} | j \in K_c \right) \right\}, \end{aligned} \quad (26)$$

where  $K_b$  and  $K_c$  are benefit and cost sets. The Euclidean distances to these ideals,  $S_i^+$  and  $S_i^-$  were calculated, and the relative closeness  $C_i = \frac{S_i^-}{S_i^- + S_i^+}$ ,  $i = 1, \dots, m$ . A higher  $C_i$  indicates that the node is closer to the positive ideal solution and farther from the negative ideal, thus signifying greater importance. Several studies have applied and extended this methodology. For instance, Liu et al. [269] used degree, betweenness, closeness, and  $k$ -shell values to construct and standardize a decision matrix for TOPSIS-based node evaluation. Hu et al. [270] incorporated the SIR model to adjust attribute weights and optimize the TOPSIS model. Other researchers have tailored TOPSIS to specific network types. Li et al. [271] combined resistance centrality with a weighted TOPSIS approach for weighted power grids. Dong et al. [272] defined a communication probability matrix based on shortest path length and number of paths between nodes, using relative entropy to measure differences in communication distributions in their TOPSIS system. These adaptations highlight TOPSIS's flexibility and effectiveness in evaluating node importance across diverse network types.

The entropy weight method and empowerment method enhance the highest attribute in the comprehensive evaluation system, increasing the distinction of relative tightness. Chen et al. [273] introduced an adjustable TOPSIS method to address the entropy weight method's tendency to overemphasize attributes with high data diversity. This method incorporates a weight coefficient to modulate the influence of entropy weights on the evaluation outcomes. Ishfaq et al. [274] employed the entropy weight technique to assign objective weights to each criterion and then applied TOPSIS to rank nodes. Yang et al. [275] proposed a local centrality indicator that incorporates multi-layer neighbor and clustering coefficient information. When combined with grey relational analysis (GRA) and the SIR model, this indicator more accurately identifies key nodes compared to traditional weighted TOPSIS. Vega-Oliveros et al. [276] introduced the multi-centrality index (MCI) for document keyword extraction by optimizing the combination of centrality indicators. Lu et al. [277] used relative entropy and gray relational degree to improve node evaluation in power networks. Zhang et al. [278] proposed a Multi-attribute Critic Network Decision Indicator (MCNDI) that integrates the H-index, closeness centrality, and other metrics using the objective CRITIC method for weighting. Ju et al. [279] introduced the Multi-Criteria Compromise Ranking Method (VIKOR) combined multiple rail transit networks into a multi-layer regional network, determined centrality criterion weights using an objective method.

## 8 Information Propagation Based Ranking Methods

Ranking methods based on information propagation assess node importance by simulating and analyzing the spread of information or disease across the static network as illustrated in Table. 9. These methods offer valuable insights into dynamic spreading processes and are widely applied in social network analysis, public health disease control, and marketing strategies. Their main advantage lies in capturing both structural and dynamic aspects of diffusion, enabling a more realistic evaluation of node information maximization. However, they also face several challenges, including the difficulty of accurately modeling propagation dynamics, high computational demands for large-scale networks, and the need for domain-specific knowledge to interpret results effectively.

### 8.1 Diffusion Model

Diffusion-based ranking methods assess node influence by modeling information or disease spread. Macdonald et al. [280] applied the SIR model to compare centrality metrics, demonstrating that eigenvector centrality effectively identifies high-impact spreaders above a critical infection threshold. Borgatti et al. [281] introduced the KPP-POS

and KPP-NEG algorithms: KPP-POS optimizes information flow by maximizing average diffusion efficiency, while KPP-NEG disrupts network connectivity by removing key nodes, enhancing influence identification for targeted dissemination. Zhuge et al. [282] proposed Topological Centrality (TC), iteratively updating node and edge weights to quantify influence, with a stable weight of 1 indicating centrality. Aral et al. [283] applied randomized experiments and a continuous-time proportional hazards model to distinguish individual influence from peer susceptibility. Addressing location-aware influence maximization, Li et al. [284] developed approximation-ratio greedy algorithms: a boundary greedy method leveraging upper and lower bounds for Top- $k$  spreader identification, and a hint-based approach precomputing clues for efficient high-impact node detection in real-time dissemination.

To overcome the limitations of traditional centrality metrics in assessing the spreading capability of non-topologically dominant nodes, Lawyer et al. [285] introduced the Expected Force (EXP) metric, which incorporates entropy to model the distribution of infectiousness across multiple propagation rounds. Similarly, Chen et al. [286] proposed three diffusion-based indicators—NEGD, diffusion speed, and diffusion scale—where NEGD, defined as the ratio of Expected Geodesic Distance (EGD) to Largest Geodesic Distance (LGD), quantifies overall propagation efficiency. Although these methods effectively identify influential nodes within local neighborhoods, they do not guarantee global optimality. Robinaugh et al. [287] improved influence estimation by introducing single-step and multi-step expected impact measures for analyzing psychopathology networks. Bozorgi et al. [288] proposed the INCIM algorithm, which combines local propagation dynamics with global network structure to evaluate both inter- and intra-community influence under the linear threshold model. Meanwhile, Holme et al. [289] investigated outbreak size, vaccination effects, and information diffusion using SIR simulations. Collectively, these diffusion-based approaches simulate the spread of information or disease to assess node influence, integrating both local and global network characteristics to offer practical solutions for identifying critical nodes in diverse network environments.

Recent advances further enhance influence estimation. Yin et al. [290] leveraged Compressed Sensing Theory (CST) to frame node identification as sparse signal reconstruction, applying the SIR model for efficient target detection. He et al. [291] proposed the TIFIM framework, combining descending iteration and top-advantage metrics for seed node selection. Tulu et al. [292] developed the Node Willingness and Influence (NWI) algorithm, integrating network structure and interaction frequency for key spreader detection. Zhong et al. [293] introduced the Improved Information Entropy (IIE) method, leveraging higher-order neighborhoods and weighted entropy to refine node importance. Li et al. [294] employed a Spearman-like correlation to enhance ranking precision, outperforming degree and betweenness centrality. Gong et al. [295] proposed the Probability-Driven Structure-Aware (PDSA) algorithm, which updates influence estimates via graph traversal in the IC model. Wang et al. [296] introduced the HGIM method, constructing a heterogeneous propagation graph to integrate topology with diffusion cascades. To model dynamic influence, Mohammadi et al. [297] proposed the Two-Sided Sign-Aware Matching (TSM) framework, incorporating trust and reciprocity in signed networks. Wang et al. [298] introduced the Dynamic Propagation Probability (DPP) model, redefining neighbor influence within a three-hop neighborhood. Xu et al. [299] developed the Local Propagation Probability (LPP) model, integrating hierarchical propagation influence across different orders.

For large-scale networks, Ai et al. [300] proposed the SPC method, which balances network connectivity with propagation precision by defining infection probabilities within a truncated radius. Zareie et al. [301] optimized key node selection using the Gray-golf algorithm, incorporating second-order neighbor effects for propagation efficiency. Chen et al. [302] introduced the Dynamic Influence Seed Selection (DYISSE) method, integrating two-hop triangular influence measures for robust diffusion estimation. Fink et al. [303] introduced virus centrality, leveraging weighted directed networks to estimate propagation potential. Sun et al. [304] further refined IDME by integrating neighborhood similarity and centrality. Ullah et al. [305] proposed the Local Structure System (LSS), which incorporates  $k$ -shell, degree, and triangle count to quantify influence. Finally, Corsin et al. [306] developed an agent-based information diffusion model, demonstrating that source persistence has a greater impact on network consensus than source quantity, particularly in polarized environments.

## 8.2 Dynamical Sensitivity

Liu et al. [307] has proposed the dynamic sensitive centrality (DSC) by integrating topological features and dynamic characteristics, considering a discrete time spreading model in which an infected node will infect its neighbors with a spreading rate  $\beta$  and recover with a recovery rate  $\mu$ . Let  $x(t)$  ( $t > 0$ ) denote the approximate value of the cumulative probability of nodes being activated between time step 1 and  $t$ , then  $x(t) - x(t-1)$  ( $t > 1$ ) is approximated as the probability of a node being infected at time step  $t$ . If  $v_i$  is the unique initial infected node, then  $x_i(0) = 1$  and  $x_{j \neq i}(0) = 0$ . In the first time step,  $x(1) = \beta A x(0)$ , and for  $t > 1$ :  $x(t) - x(t-1) = \beta A[\beta A + (1 - \mu)I]^{t-1} x(0)$ , where  $v_i$  is the identity matrix. Let  $H = \beta A + (1 - \mu)I$ , then the cumulative probability of nodes being infected

between time step 1 and  $t$  can be approximated as

$$x(t) = \sum_{r=2}^t [x(r) - x(r-1)] + x(1) = \sum_{r=0}^{t-1} \beta A H^r x(0). \quad (27)$$

Define  $S_i(t)$  as the spreading influence of node  $i$  at time step  $t$ . In the case where node  $i$  is initially infected, it can be quantified as the sum of the infection probabilities of all nodes. The infection probability in the equation above is  $x(t) = \sum_{r=0}^{t-1} \beta A H^r e_i$  where  $e_i = (0, \dots, 0, 1, \dots, 0)^T$  is a vector with only the  $i$ -th entry being 1. Therefore, the spreading influence of node  $v_i$  can be defined as  $S_i(t) = [(\beta A + \beta A H + \dots + \beta A H^{t-1})^T L]$  where  $L = (1, 1, \dots, 1)^T$  is a vector of size  $n \times 1$ . DS centrality directly measures node influence, capturing both structural and dynamic factors. Mo et al. [308] integrated multiple centrality metrics—including degree, betweenness, efficiency, and correlation—using the Dempster-Shafer (D-S) evidence theory. By treating these metrics as distinct probability assignments and applying evidence combination rules, they developed a comprehensive indicator for node importance. Du et al. [309] introduced an Improved Topological Potential Model (ITPE) that leverages topological entropy to assign weights to centrality measures such as weighted degree, betweenness, closeness, and eigenvector centrality. By optimizing control parameters to minimize topological entropy.

Table 9: Comparison of Comprehensive Index-Based and Information Propagation Based Ranking Methods.

Title	Related Works	Advantages / Disadvantages
Gravity Formula	[209], [210], [211], [212], [213], [214], [215], [216], [217], [218], [219], [220], [221], [222], [223], [224], [225], [226], [227], [228], [229], [230], [231], [232], [233], [234]	+ Comprehensive consideration of multiple factors, flexibility in handling various network structures. – Potential complexity in parameter tuning, reliance on accurate index weightings.
Topsis and Entropy-Weight Multiple Metrics	[235], [236], [237], [238], [239], [240], [241], [242], [243], [244], [245], [246], [247], [248], [249], [250], [251], [252], [253], [254], [255], [257], [258], [259], [261], [262], [263], [264], [265], [266], [267], [268], [269], [270], [271], [272], [273], [274], [275], [276], [277], [278], [279]	+ Holistic analysis by integrating multiple evaluation criteria, increases accuracy in identifying critical nodes, adaptability to different network types. – Difficulties in balancing and weighting diverse criteria effectively.
Information propagation method	[280], [281], [282], [283], [284], [285], [286], [287], [288], [289], [290], [291], [292], [293], [294], [295], [296], [297], [298], [299], [300], [301], [302], [303], [304], [305], [306], [307], [308], [309]	+ Effective identification of nodes crucial for information flow, applicability to diverse network types. – Potential computational intensity, reliance on accurate modeling of propagation processes.

## 9 High-order Networks Based Ranking Methods

Unlike traditional pairwise connections as Graph in Figure. 3 (a), high-order networks, such as simplicial complexes and hypergraphs as shown in Figure. 3 (b)(c). Centrality measures typically used in conventional networks can be extended by integrating higher-order relationships, leading to the development of novel node importance metrics. Recent advancements in hypergraph-based ranking methods have improved node importance estimation by integrating higher-order relationships. Kapoor et al. [310] extended degree centrality to hypergraphs, defining weighted degree centrality as the sum of weights of hyperedges connecting a node to others. Specifically, Given a hypergraph  $H = (V, E)$ , the

weighted degree centrality of a node is defined as

$$C_d^h(i) = \sum_{j=1, j \neq i}^N \sum_{k=1, \{v_i, v_j\} \subset e_k}^L w_k, \quad (28)$$

where  $w_k$  is the weight of the hyperedge  $e_k$ . Furthermore, Kapoor et al. [310] introduced a distinction between strong and weak ties based on Granovetter’s concept of tie strength, which enables more accurate node importance estimation. In a similar vein, Lee et al. [311] introduced hyperedge betweenness centrality, adapting traditional betweenness measures for hypergraphs by converting them into bipartite graphs. This method refines the understanding of node influence in complex networks. Building on these methods, St-Onge et al. [312] developed an approximate master equation to study influence propagation in heterogeneous hypergraphs. They quantified node spreading potential using hyperedge cardinality and hyperdegree, identifying key seed nodes. Xie et al. [313] proposed HADP, which prioritizes nodes with the highest initial fitness as seed set members. It constructs and updates an adaptive set of seed node neighbors, applying degree penalty terms across all nodes in large-scale networks. This approach applies degree penalty terms across all nodes in large-scale networks, thus avoiding the complexity of individually calculating the fitness of each node. Lee et al. [314] and Mancastropa et al. [315] proposed decomposing hypergraphs into hypercores, where nodes belong to at least  $k$  hyperedges of size at least  $m$ . This method identifies localized diffusing nodes more effectively than core degree metrics.

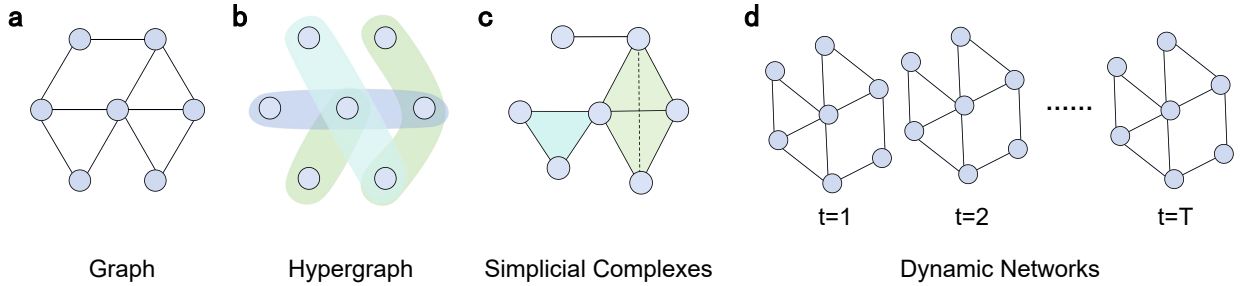


Figure 3: Network Structure Illustration.

In terms of hypergraph eigenvector centrality, Benson et al. [316] extended eigenvector centrality to uniform hypergraphs using tensor Perron-Frobenius theory. Zhao et al. [317] introduced higher-order centrality measures incorporating low-order network metrics. These metrics incorporate low-order network metrics to more accurately assess the relative importance of clusters in higher-order structures. Li et al. [318] proposed an electrostatic field-based algorithm to identify seed node sets in hypergraphs. Xie et al. [319] introduced LHGC, which incorporates node degree and higher-order distance in a gravitational model. The lack of research on higher-order relationships in dynamic networks has been addressed by Zhao et al. [320] developed centrality matrices for Pagerank, Hub, and Authority by adjusting weights of network motifs at different orders.

Beyond binary network models, simplicial complexes, composed of  $k + 1$  vertices forming  $k$ -dimensional simplexes such as edges, triangles, and tetrahedra, offer a natural framework to capture higher-order interactions in complex systems [321]. By incorporating simplexes of different orders, these structures allow a more detailed representation of the intricate relationships within networks, as highlighted by Goldberg [322] and Estrada et al. [323]. Building on this framework, Serrano et al. [324] introduced generalized adjacency measures based on the intersection patterns among simplices, extending traditional centrality concepts to higher-order contexts. Their approach, which includes random walk-based measures over sequences of  $k$ -order simplexes, enables the characterization of structural features such as shortest path lengths, eccentricity, and network diameter [325]. This methodology offers a comprehensive perspective for probing both global structure and local properties. Furthermore, several studies have adapted classical graph-theoretic methods to simplicial complexes. Notably, adjacency matrices defined over  $k$ -order simplexes have been employed to compute eigenvector centrality [44] and Katz centrality [326], thus providing tools to capture both local connectivity patterns and global topological features. Overall, simplicial complex models have emerged as a versatile and powerful framework for the analysis of complex networks, enabling deeper insights into their underlying interactions and dynamic behaviors.

## 10 Dynamic Networks Based Ranking methods

Recent research has focused on developing ranking methods for dynamic networks (Figure. 3(d)) to better capture the evolving nature of node interactions and improve node importance estimation. Kim et al. [327] introduced the time-ordered graph to simplify dynamic networks into static networks of directed flow. They expanded traditional centrality measures, such as degree, betweenness, and closeness to dynamic graphs using the following definitions:

$$\begin{aligned} D_{i,j}(v) &= \sum_{t=i}^j 2D_t(v), \quad C_{i,j}(v) = \sum_{i \leq t < j} \sum_{u \in V \setminus v} \frac{1}{\Delta_{t,j}(v, u)}, \\ B_{i,j}(v) &= \sum_{i \leq t < j} \sum_{s \neq v \neq d \in V, \sigma_{i,j}(s, d) > 0} \frac{\sigma_{t,j}(s, d, v)}{\sigma_{t,j}(s, d)}, \end{aligned} \quad (29)$$

where  $D_i(v)$  represents node  $v$  at time  $i$ ,  $\Delta_{t,j}(v, u)$  is the shortest path length between nodes  $v, u$  in the time interval  $[t, j]$ ,  $\sigma_{i,j}(s, d)$  refers to the shortest path length between nodes  $s, d$  in the time interval  $[i, j]$ , and  $\sigma_{t,j}(s, d, v)$  refers to the shortest path length containing  $u$  in the path between nodes  $s, d$  in the time interval  $[i, j]$ . Tsalouchidou et al. [328] highlighted the significance of temporal betweenness centrality (TBC) in influencing information spread in dynamic networks. They proposed a bi-objective algorithm for the shortest-fastest path (SFP) in temporal graphs, combining spatial and temporal factors to define TBC. This metric is sensitive to spatial and temporal distances between vertices, enhancing the understanding of communication intermediaries in temporal networks. Similarly, Elmezain et al. [329] applied the Opshal algorithm to calculate degree centrality and shortest distances in weighted networks, defining metrics such as temporal degree and temporal closeness to assess node importance over time.

In the realm of multilayer temporal networks, Lü et al. [330] developed the ECMSim method, utilizing a fourth-order tensor to capture node similarity and PageRank for tensor-based networks. They further refined this approach with MTEIGBC and MTPRBC centralities [331], which employ cosine similarity to rank nodes across multiple dimensions including layers and timestamps. Expanding upon these concepts, Lü et al. [332] proposed the MT-HITS centrality. This method incorporates inter-layer similarity coefficients and solves tensor equations to define centrality vectors across multiple dimensions. Bi et al. [333] adapted the gravitational model to dynamic networks through the Temporal Gravity Model (TGM). TGM defines temporal distance based on both network structure and temporal order, integrating static centrality measures with their dynamic extensions.

To address the limitations of fixed constants in multilayer coupled networks, Jiang et al. [334] developed the enhanced similarity index (ESI) to assess interlayer coupling in multilayer networks, moving beyond fixed constants. By integrating node neighbors across two time layers and introducing an attenuation factor, they created a decay-based super adjacency matrix (ASAM) to identify key node pairs affecting the largest connected component in temporal networks. Taylor et al. [335] integrated centrality matrices from different network layers into a joint  $NT \times NT$  matrix, capturing node and time layer importance. They defined marginal and conditional centrality, leading to a time-averaged eigenvector centrality that emphasizes strong interlayer connections. Tao et al. [336] introduced sequential path trees, which require at least one time-related path between the root and any subnode. These trees incorporate propagation time, intermediate nodes, and reachable paths. A normalized feature matrix based on centrality in these trees quantifies node spreading ability. Chen et al. [337] extended the local clustering coefficient to dynamic networks, revealing hidden connectivity through the temporal local clustering coefficient. Pan et al. [338] highlighted the role of temporal distance in information dissemination speed in dynamic networks. Their findings highlight that dissemination speed is constrained by the average temporal distance between nodes, emphasizing the critical role of the temporal dimension in understanding network dynamics.

To track influential nodes in dynamic social networks, Song et al. [339] framed the problem as influence maximization in dynamic environments. They proposed an upper-limit exchange greedy algorithm, which optimizes influence coverage by replacing nodes in the previously identified set of influential nodes, thus enabling efficient continuous tracking as the network evolves. Building on these ideas, Huang et al. [340] extended dynamic sensitivity to temporal networks by introducing Temporal Dynamic Sensitivity Centrality (TDC), which highlights that both the topology and dynamics of the network affect node spread. Additionally, Huang et al. [341] defined a super-evolution matrix to model temporal network structures, effectively reducing computational complexity by transforming the problem of calculating eigenvector centrality into the computation of eigenvectors from low-dimensional matrices. Additionally, Qu et al. [342] introduced the Temporal Information Gathering (TIG) process, which defines node importance based on four key factors: time information gathering depth, time distance matrix, initial information, and a weighting function. Furthermore, Arebi et al. [343] proposed a method based on temporal centrality measures to identify the minimum driver nodes set (MDS) that can fully control the network. Meanwhile, Li et al. [344] proposed a temporal information fusion model, which successfully identifies critical nodes in dynamic power information networks from both a topological and informational perspective.

To address the high settlement cost of temporal Katz centrality, Zhang et al. [345] introduced the Two-stage Attention-based Temporal Knowledge Graph Convolutional Network (TATKC). This framework combines temporal attention mechanisms with MLP to predict node ranking, enhancing performance through normalization and neighbor node sampling strategies. Similarly, Yu et al. [346] constructed a feature matrix based on neighborhood information and used the SIR model to identify key nodes in temporal networks. By employing network embedding and machine learning, they proposed the MLI algorithm, which transforms the identification of key nodes into a regression problem. In addition, Yu et al. [347] proposed a framework that combines GCN and RNN to identify nodes with optimal propagation capabilities, considering the sequential topology of temporal networks. Furthermore, Wang et al. [348] modeled node propagation as a hierarchical infection process, proposing Hierarchical Structure Influence (HSI), which quantifies a node's propagation potential across the entire network.

## 11 Summary and Discussion

In this review, we have systematically examined the concepts and methodologies associated with identifying important, critical, influential, and key nodes in complex networks and systems. Existing research has been broadly categorized into three main classes: structurally important nodes, highly influential nodes in information spreading, and critical nodes under performance constraints. In static networks, traditional centrality measures, such as degree, betweenness, and clustering coefficient, have provided the foundation for assessing node importance. However, the advent of dynamic, multilayer, and higher-order network models has given rise to a new generation of metrics, including spatio-temporal coupling indicators, propagation-based dynamic centralities, and hypergraph-based approaches. These methods have deepened our understanding of node roles and spreading mechanisms, particularly in contexts where interactions evolve over time and across multiple layers. Furthermore, models that incorporate coupling effects, edge weight dynamics, temporal features, and information fusion have enabled more robust identification of critical nodes in complex, real-world settings. Such advances have demonstrated practical relevance across diverse domains, including social networks, biological networks, power grid networks, transportation networks, and geographical networks.

Despite these developments, significant challenges persist in accurately pinpointing key nodes within real-world networks characterized by heterogeneity and dynamic complexity. The following areas require future direction: (1) **Dynamic Network Evolution Patterns:** Existing methods often merely extend static indicators to dynamic networks, with insufficient study on the evolution patterns of key nodes and their spatial distribution in dynamic networks. This limits the exploration of potential patterns in complex systems. Additionally, researchers should focus more on the identifying and inferring higher-order structures and dynamics in higher-order networks. (2) **Efficient Algorithm Development:** As networks grow in scale and complexity, there is an urgent need for efficient algorithms with low computational overhead. Many existing heuristic methods for node removal lack scalability and are ill-suited to large, dynamically evolving systems. Research should focus on developing real-time tracking algorithms, influence estimation techniques, and control strategies tailored to dynamic and multilayer networks. (3) **Integration of Machine Learning and Data-Driven Approaches:** Recent advances in machine learning and data-driven methods, such as network embedding and deep learning, provide new perspectives for node importance identification. The emergence of novel network data structures like semantic text attribute graphs and knowledge graphs offers opportunities to combine traditional centrality measures with modern machine learning models. This integration can enhance prediction accuracy and adaptability in recommendation systems, databases, and other applications. (4) **Cross-Domain Applications and Validation:** Most current node importance measures are context-specific, limiting their generalizability. Developing a unified framework that accounts for structural, dynamic, and higher-order features is essential. Different domains (e.g., social networks, biological systems, power grids, transportation networks) have distinct definitions and requirements for key nodes. Future research should emphasize interdisciplinary collaboration, validate theoretical models with real-world datasets, and develop customized solutions for specific scenarios. In conclusion, the identification of key nodes in complex networks is a vibrant research area with significant theoretical and practical implications. Addressing the aforementioned challenges and future directions will contribute to a deeper understanding of complex systems and enable more effective solutions for real-world problems.

Table 10: Overview of article structure, method categorization, and main representative approaches.

Ranking Methods	Categories	Representative Methods
Neighbors-Based	Degree Centrality	DC [14], SLC [15], LC [16], ILC [17]
	K-shell Decomposition	K-shell [18], MDD [19], M-Centrality [23]
	H-index	H-index [26], LH-index [27], EHC [29]
	K-truss	K-truss [30], Trust-core [31]
	Structural Hole	SH [32], ISH [33], VKC [34], ICC [35], SHKS [36]
Path	Neighborhood Similarity	HP [38], ESCRM [39], DNS [41], TC [42]
	Betweenness Centrality	BC [64], ECC [65], ASP [66], RASP [67], LC [68], CNICC [69] EOCI [71], , LASPN [73]
	Closeness Centrality	CC [74], EFF [75], GLR [76], GLS [78]
	Random Walk	RW [80], DRW [79]
Eigenvector	Eigenvector Centrality	EC [43], PCC [45], LeadersRank [47], ECDS [49]
	Katz Centrality	Katz [50]
	Pagerank Algorithm	Pagerank [52], AttriRank [54], TPR [55], EPR [56]
	Voting Mechanism	LeaderRank [57], WLeaderRank [58], Accumulated Nomination [349], VoteRank [59]
Control-Optimization	Network Control	R-PGME [86], BCNs [87], [82], [89], [90], [101], [102], [103], [104], [105], [106], [107]
	Maximization of Connected Component	CC-CNDP [111], CC-CNP [113], BPT [114], MOCNDP [115], DSFLA [121]
	Minimization of Pair Connectivity	ILP [122], EPC [126], GRASP [128], HHA [129], MIQP [130], HILPR [132], RGDC [133], MSD [134], BICND [135], EBC [137]
	Minimum Spanning Tree	MST [140], CNC [142], CPND [143], MCDS [144]
Machine Learning	Information Entropy	DSR [147], ME [148], EnRenew [150], ODEF [151], CbM [152], EMI [156]
	Clustering Coefficient	ClusterRank [157], LSC [158], ECRM [159], ACE [161], GDF-ICN [162]
	Machine Learning	NLC [166], SVR [167], InfGCN [168], CGNN [171], DeepIM [174], ETIM [175], LCNN [177], AGNN [179], RCNN [180], NIE-GAT [186], MFA-NIE [184], GENI [181], MultiImport [182], ILGR [183], MCRL [188], AGCL [190], MCRL [188], LICAP [189], HIVEN [191], SKES [192], LENIE [193], HONNMA [194]
		FINDER [196], DeepELE [198], DISCO [200], ToupleGDD [201], DeepIM [202], PIANO [203], DERL [204], AdaRisk [205], HEDRL-IM [206], BiGDN [207], CoreQ [208]
Comprehensive Index-Based	Gravity Formula	GM [209], LGM [211] GMM [213], IGM [217], MCCM [218], AIGCrack [221], CAGM [231], HVGC [222], SEGM [223], NEGM [225], DCGM [229], ACM [230], APAMGM [232]
	Multiple Metrics	PRGC [233], IMC [350], KSC [351], RWA [236], NICCM [238], DIRCI [241], INLGC [243], CNT [244], WII [246], NPIC [247], CVR [248], BII [249], HNPR [250], SFIMCO [251], SLCMF [252], CEC [253], LGP-DS [254], MCDE [255], NGSC [260]
	Topsis and Entropy-Weight	TOPSIS [268], Entropy-TOPSIS [272], GRA [275], MCI [276], MCNDI [278], VIKOR [279]
Information Propagation-Based	Diffusion Model	KPP-POS [281], TC [282], EXP [285], NEGD [286], INCIM [288], CST [290], TIFIM [291], NWI [292], IIE [293], PDSA [295], HGIM [296], TSM [297], DPP [298], LPP [299], SPC [300], DYISSE [302], IDME [304], LSS [305]
	Dynamical Sensitivity	DS [307], ITPE [309]
High-order Networks		DC [310], BC [311], HADP [313], HyperCore [315], CEC [316], HOC [317], EFS [318], LHGC [319], Pagerank [320]
Dynamic Networks		TDC [327], TBC [328], ECMSim [330, 331], MT-HITS [332], TGM [333], ESI [334], D-Test [339], TDC [340], TIG [342], MDS [343], TATKC [345], MLI [346], OSAM [347], HSI [348]

## References

- [1] Meisam Akbarzadeh and Ernesto Estrada. Communicability geometry captures traffic flows in cities. *Nature human behaviour*, 2(9):645–652, 2018.
- [2] Manlio De Domenico. More is different in real-world multilayer networks. *Nature Physics*, 19(9):1247–1262, 2023.
- [3] Marco Bardoscia, Paolo Barucca, Stefano Battiston, Fabio Caccioli, Giulio Cimini, Diego Garlaschelli, Fabio Saracco, Tiziano Squartini, and Guido Caldarelli. The physics of financial networks. *Nature Reviews Physics*, 3(7):490–507, 2021.
- [4] Wenwu Yu, Duxin Chen, Hongzhe Liu, He Wang, Jinde Cao, Zengru Di, Xiaojun Duan, Bin Jia, Xiaodong Ding, and Yiguang Hong. Systems science in the new era: intelligent systems and big data. *Science China Information Sciences*, 67(3):136201, 2024.
- [5] Jian Guo Liu, Zhuoming Ren, Qiang Guo, and Binghong Wang. Research progress on node importance ranking in complex networks. *Acta Physica Sinica*, 62(17):178901, 2013.
- [6] Xiaolong Ren and LinYuan Lü. Review of ranking nodes in complex networks. *Chinese Science Bulletin*, 59(13):1175–1197, 2014.
- [7] Mohammed Lalou, Mohammed Amin Tahraoui, and Hamamache Kheddouci. The critical node detection problem in networks: A survey. *Computer Science Review*, 28:92–117, 2018.
- [8] Nesrine Hafiene, Wafa Karoui, and Lotfi Ben Romdhane. Influential nodes detection in dynamic social networks: A survey. *Expert Systems with Applications*, 159:113642, 2020.
- [9] Bing Zhang, Xuyang Zhao, Jiangtian Nie, Jianhang Tang, Yuling Chen, Yang Zhang, and Dusit Niyato. Epidemic model-based network influential node ranking methods: A ranking rationality perspective. *ACM Computing Surveys*, 56(8):1–39, 2024.
- [10] Yandi Li, Haobo Gao, Yunxuan Gao, Jianxiong Guo, and Weili Wu. A survey on influence maximization: From an ml-based combinatorial optimization. *ACM Transactions on Knowledge Discovery from Data*, 17(9):1–50, 2023.
- [11] Myriam Jaouadi and Lotfi Ben Romdhane. A survey on influence maximization models. *Expert Systems with Applications*, 248:123429, 2024.
- [12] Bo Liu, Yujie Zeng, Rongmei Yang, and Linyuan Lü. Fundamental statistics of higher-order networks: a survey. *Acta Physica Sinica*, 73(12):128901, 2024.
- [13] Alex Bavelas. A mathematical model for group structures. *Human Organization*, 7:16–30, 1948.
- [14] Juhani Nieminen. On the centrality in a graph. *Scandinavian Journal of Psychology*, 15(1):332–336, 1974.
- [15] Duanbing Chen, Linyuan Lü, Ming-Sheng Shang, Yi-Cheng Zhang, and Tao Zhou. Identifying influential nodes in complex networks. *Physica A: Statistical Mechanics and its Applications*, 391(4):1777–1787, 2012.
- [16] Yue Ma, Zhulou Cao, and Xingqin Qi. Quasi-laplacian centrality: A new vertex centrality measurement based on quasi-laplacian energy of networks. *Physica A: Statistical Mechanics and its Applications*, 527:121130, 2019.
- [17] Xiaoyu Zhu and Rongxia Hao. Identifying influential nodes in social networks via improved laplacian centrality. *Chaos, Solitons & Fractals*, 189:115675, 2024.
- [18] Maksim Kitsak, Lazaros K Gallos, Shlomo Havlin, Fredrik Liljeros, Lev Muchnik, H Eugene Stanley, and Hernán A Makse. Identification of influential spreaders in complex networks. *Nature Physics*, 6(11):888–893, 2010.
- [19] An Zeng and Cheng-Jun Zhang. Ranking spreaders by decomposing complex networks. *Physics Letters A*, 377(14):1031–1035, 2013.
- [20] Chao Li, Li Wang, Shiwen Sun, and Chengyi Xia. Identification of influential spreaders based on classified neighbors in real-world complex networks. *Applied Mathematics and Computation*, 320:512–523, 2018.
- [21] Jian Guo Liu, Zhuo Ming Ren, and Qiang Guo. Ranking the spreading influence in complex networks. *Physica A: Statistical Mechanics and its Applications*, 392(18):4154–4159, 2013.
- [22] Ahmad Zareie and Amir Sheikhamadi. A hierarchical approach for influential node ranking in complex social networks. *Expert Systems with Applications*, 93:200–211, 2018.
- [23] Ahmed Ibnoulouafi, Mohamed El Haziti, and Hocine Cherifi. M-centrality: identifying key nodes based on global position and local degree variation. *Journal of Statistical Mechanics: Theory and Experiment*, 2018(7):073407, 2018.



- [24] Ying Liu, Ming Tang, Tao Zhou, and Younghae Do. Core-like groups result in invalidation of identifying super-spreader by k-shell decomposition. Scientific Reports, 5(1):9602, 2015.
- [25] Ying Liu, Ming Tang, Tao Zhou, and Younghae Do. Improving the accuracy of the k-shell method by removing redundant links: From a perspective of spreading dynamics. Scientific Reports, 5(1):13172, 2015.
- [26] Linyuan Lü, Tao Zhou, Qian-Ming Zhang, and H Eugene Stanley. The h-index of a network node and its relation to degree and coreness. Nature Communications, 7(1):10168, 2016.
- [27] Qiang Liu, Yu-Xiao Zhu, Yan Jia, Lu Deng, Bin Zhou, Jun-Xing Zhu, and Peng Zou. Leveraging local h-index to identify and rank influential spreaders in networks. Physica A: Statistical Mechanics and its Applications, 512:379–391, 2018.
- [28] Liang Gao, Senbin Yu, Menghui Li, Zhesi Shen, and Ziyao Gao. Weighted h-index for identifying influential spreaders. Symmetry, 11(10):1263, 2019.
- [29] Ahmad Zareie and Amir Sheikhamadi. Ehc: Extended h-index centrality measure for identification of users’ spreading influence in complex networks. Physica A: Statistical Mechanics and its Applications, 514:141–155, 2019.
- [30] Jonathan Cohen. Trusses: Cohesive subgraphs for social network analysis. National Security Agency Technical Report, 2008.
- [31] Fragkiskos D Malliaros, Maria-Evgenia G Rossi, and Michalis Vazirgiannis. Locating influential nodes in complex networks. Scientific Reports, 6(1):19307, 2016.
- [32] Fahong Yu, Xiaoyun Xia, Wenping Li, Jiang Tao, Longhua Ma, and Zhao-quan Cai. Critical node identification for complex network based on a novel minimum connected dominating set. Soft Computing, 21:5621–5629, 2017.
- [33] Hui Yu, Xi Cao, Zun Liu, and Yongjun Li. Identifying key nodes based on improved structural holes in complex networks. Physica A: Statistical Mechanics and its Applications, 486:318–327, 2017.
- [34] Hui Xu, Jianpei Zhang, Jing Yang, and Lijun Lun. Identifying important nodes in complex networks based on multiattribute evaluation. Mathematical Problems in Engineering, 2018(1):8268436, 2018.
- [35] Yongshan Liu, Jianjun Wang, Haitao He, Guoyan Huang, and Weibo Shi. Identifying important nodes affecting network security in complex networks. International Journal of Distributed Sensor Networks, 17(2):1550147721999285, 2021.
- [36] Zhili Zhao, Ding Li, Yue Sun, Ruisheng Zhang, and Jun Liu. Ranking influential spreaders based on both node k-shell and structural hole. Knowledge-Based Systems, 260:110163, 2023.
- [37] Jinlong Ma, Linggang Kong, and Huijia Li. An effective edge-adding strategy for enhancing network traffic capacity. Physica A: Statistical Mechanics and its Applications, 609:128321, 2023.
- [38] Peng Wang, BaoWen Xu, YuRong Wu, and XiaoYu Zhou. Link prediction in social networks: the state-of-the-art. Science China Information Sciences, 1(58):1–38, 2015.
- [39] Pengli Lu and Zhiru Zhang. Critical nodes identification in complex networks via similarity coefficient. Modern Physics Letters B, 36(09):2150620, 2022.
- [40] Jun Ai, Tao He, and Zhan Su. Identifying influential nodes in complex networks based on resource allocation similarity. Physica A: Statistical Mechanics and its Applications, 627:129101, 2023.
- [41] K Venkatakrishna Rao and C Ravindranath Chowdary. Cbim: Community-based influence maximization in multilayer networks. Information Sciences, 609:578–594, 2022.
- [42] Tianchi Tong, Wenying Yuan, Mahdi Jalili, Qian Dong, and Jinsheng Sun. A novel ranking approach for identifying crucial spreaders in complex networks based on tanimoto correlation. Expert Systems with Applications, 255:124513, 2024.
- [43] P Bonacich. Factoring and weighting approaches to clique identification. Journal of Mathematical Sociology, 92:1170–1182, 1971.
- [44] Phillip Bonacich. Some unique properties of eigenvector centrality. Social Networks, 29(4):555–564, 2007.
- [45] Muhammad U Ilyas and Hayder Radha. Identifying influential nodes in online social networks using principal component centrality. In 2011 IEEE International Conference on Communications, pages 1–5. IEEE, 2011.
- [46] Ernesto Estrada and Juan A Rodríguez-Velázquez. Subgraph centrality in complex networks. Physical Review E, 71:056103, May 2005.

- [47] Sara Ahajjam, Mohamed El Haddad, and Hassan Badir. Leadersrank: Towards a new approach for community detection in social networks. In 2015 IEEE/ACS 12th International Conference of Computer Systems and Applications, pages 1–8. IEEE, 2015.
- [48] Travis Martin, Xiao Zhang, and Mark EJ Newman. Localization and centrality in networks. Physical Review E, 90(5):052808, 2014.
- [49] Linfeng Zhong, Mingsheng Shang, Xiaolong Chen, and Shi-Ming Cai. Identifying the influential nodes via eigencentality from the differences and similarities of structure. Physica A: Statistical Mechanics and its Applications, 510:77–82, 2018.
- [50] Leo Katz. A new status index derived from sociometric analysis. Psychometrika, 18(1):39–43, 1953.
- [51] Yanping Zhang, Yuanyuan Bao, Shu Zhao, Jie Chen, and Jie Tang. Identifying node importance by combining betweenness centrality and katz centrality. In 2015 International Conference on Cloud Computing and Big Data, pages 354–357. IEEE, 2015.
- [52] Lawrence Page, Sergey Brin, Rajeev Motwani, and Terry Winograd. The pagerank citation ranking: Bring order to the web. Technical report, Stanford University, 1998.
- [53] Yunyun Yang, Gang Xie, and Jun Xie. Mining important nodes in directed weighted complex networks. Discrete Dynamics in Nature and Society, 2017(1):9741824, 2017.
- [54] Hsu Chinchu, Lai Yian, Chen Wenhao, Feng Minghan, and Lin Shoude. Unsupervised ranking using graph structures and node attributes. In Proceedings of the tenth ACM International Conference on Web Search and Data Mining, pages 771–779, 2017.
- [55] Jinfang Sheng, Jiafu Zhu, Yayun Wang, Bin Wang, and Zheng’ang Hou. Identifying influential nodes of complex networks based on trust-value. Algorithms, 13(11):280, 2020.
- [56] Qingyu Su, Cong Chen, Zhenglong Sun, and Jian Li. Identification of critical nodes for cascade faults of grids based on electrical pagerank. Global Energy Interconnection, 4(6):587–595, 2021.
- [57] Linyuan Lü, Yi-Cheng Zhang, Chi Ho Yeung, and Tao Zhou. Leaders in social networks, the delicious case. PLoS One, 6(6):e21202, 2011.
- [58] Qian Li, Tao Zhou, Linyuan Lü, and Duanbing Chen. Identifying influential spreaders by weighted leaderrank. Physica A: Statistical Mechanics and its Applications, 404:47–55, 2014.
- [59] Jianxiong Zhang, Duanbing Chen, Qiang Dong, and Zhidan Zhao. Identifying a set of influential spreaders in complex networks. Scientific Reports, 6(1):27823, 2016.
- [60] Sanjay Kumar and B. S. Panda. Identifying influential nodes in social networks: Neighborhood coreness based voting approach. Physica A: Statistical Mechanics and its Applications, 553:124215, 2020.
- [61] Hongliang Sun, Duanbing Chen, Jialin He, and Eugene Ch’ng. A voting approach to uncover multiple influential spreaders on weighted networks. Physica A: Statistical Mechanics and its Applications, 519:303–312, 2019.
- [62] Yaxiong Li, Xinzhi Yang, Xinwei Zhang, Mingyuan Xi, and Xiaochang Lai. An improved voterank algorithm to identifying a set of influential spreaders in complex networks. Frontiers in Physics, 10:955727, 2022.
- [63] Jun Liu, Qingyu Xiong, Weiren Shi, Xin Shi, and Kai Wang. Evaluating the importance of nodes in complex networks. Physica A: Statistical Mechanics and its Applications, 452:209–219, 2016.
- [64] Linton C Freeman. A set of measures of centrality based on betweenness. Sociometry, 40(1):35–41, 1977.
- [65] Per Hage and Frank Harary. Eccentricity and centrality in networks. Social Networks, 17(1):57–63, 1995.
- [66] Stefano Boccaletti, Vito Latora, Yamir Moreno, Mario Chavez, and Dong-Uk Hwang. Complex networks: Structure and dynamics. Physics Reports, 424:175–308, 2006.
- [67] Zhiwei Lü, Nan Zhao, Fei Xiong, and Nan Chen. A novel measure of identifying influential nodes in complex networks. Physica A: Statistical Mechanics and its Applications, 523:488–497, 2019.
- [68] Zhichao Song, Hong Duan, Yuanzheng Ge, and Xiaogang Qiu. A novel measure of centrality based on betweenness. In 2015 Chinese Automation Congress, pages 174–178. IEEE, 2015.
- [69] Mario Ventresca and Dionne Aleman. Efficiently identifying critical nodes in large complex networks. Computational Social Networks, 2(1):1–16, 2015.
- [70] Jie Zhang, Xiaoke Xu, Ping Li, Kai Zhang, and Michael Small. Node importance for dynamical process on networks: A multiscale characterization. Chaos: an Interdisciplinary Journal of Nonlinear Science, 21(1), 2011.
- [71] Dongsheng Yang, Yunhe Sun, Bowen Zhou, Xiaoting Gao, and Huaguang Zhang. Critical nodes identification of complex power systems based on electric cactus structure. IEEE Systems Journal, 14(3):4477–4488, 2020.

- [72] Sahar Kianian and Mehran Rostamnia. An efficient path-based approach for influence maximization in social networks. *Expert Systems with Applications*, 167:114168, 2021.
- [73] Yi Xiao, Yuan Chen, Hongyan Zhang, Xinghui Zhu, Yimin Yang, and Xiaoping Zhu. A new semi-local centrality for identifying influential nodes based on local average shortest path with extended neighborhood. *Artificial Intelligence Review*, 57(5):115, 2024.
- [74] Linton C Freeman et al. Centrality in social networks: Conceptual clarification. *Social Network: Critical Concepts in Sociology*. Londres: Routledge, 1(3):238–263, 2002.
- [75] Vito Latora and Massimo Marchiori. Efficient behavior of small-world networks. *Physical Review Letters*, 87(19):198701, 2001.
- [76] Chiman Salavati, Alireza Abdollahpouri, and Zhaleh Manbari. Ranking nodes in complex networks based on local structure and improving closeness centrality. *Neurocomputing*, 336:36–45, 2019.
- [77] Kazuya Okamoto, Wei Chen, and Xiangyang Li. Ranking of closeness centrality for large-scale social networks. In *Proceedings of the 2nd Annual International Workshop on Frontiers in Algorithmics*, FAW '08, page 186–195, Berlin, Heidelberg, 2008. Springer-Verlag.
- [78] Jinfang Sheng, Jinying Dai, Bin Wang, Guihua Duan, Jun Long, Junkai Zhang, Kerong Guan, Sheng Hu, Long Chen, and Wanghao Guan. Identifying influential nodes in complex networks based on global and local structure. *Physica A: Statistical Mechanics and its Applications*, 541:123262, 2020.
- [79] Flavio Iannelli, Manuel S Mariani, and Igor M Sokolov. Influencers identification in complex networks through reaction-diffusion dynamics. *Physical Review E*, 98(6):062302, 2018.
- [80] Jiali Dong, Fanghua Ye, Wuhui Chen, and Jiajing Wu. Identifying influential nodes in complex networks via semi-local centrality. In *2018 IEEE International Symposium on Circuits and Systems*, pages 1–5. IEEE, 2018.
- [81] Anne-Marie Kermarrec, Erwan Le Merrer, Bruno Sericola, and Gilles Trédan. Second order centrality: Distributed assessment of nodes criticality in complex networks. *Computer Communications*, 34(5):619–628, 2011.
- [82] Xiang Li and Xiaofan Wang. Controlling the spreading in small-world evolving networks: stability, oscillation, and topology. *IEEE Transactions on Automatic Control*, 51(3):534–540, 2006.
- [83] Dibakar Ghosh, Mattia Frasca, Alessandro Rizzo, Soumen Majhi, Sarbendu Rakshit, Karin Alfaro-Bittner, and Stefano Boccaletti. The synchronized dynamics of time-varying networks. *Physics Reports*, 949:1–63, 2022.
- [84] Raissa M D’Souza, Mario di Bernardo, and Yangyu Liu. Controlling complex networks with complex nodes. *Nature Reviews Physics*, 5(4):250–262, 2023.
- [85] Yangyu Liu, Jean-Jacques Slotine, and Albert-László Barabási. Controllability of complex networks. *Nature*, 473(7346):167–173, 2011.
- [86] Jie Ding, Changyun Wen, and Guoqi Li. Key node selection in minimum-cost control of complex networks. *Physica A: Statistical Mechanics and its Applications*, 486:251–261, 2017.
- [87] Jianquan Lu, Rongjian Liu, Jungang Lou, and Yang Liu. Pinning stabilization of boolean control networks via a minimum number of controllers. *IEEE Transactions on Cybernetics*, 51(1):373–381, 2019.
- [88] Shiyong Zhu, Jinde Cao, Lin Lin, James Lam, and Shun-ichi Azuma. Toward stabilizable large-scale boolean networks by controlling the minimal set of nodes. *IEEE Transactions on Automatic Control*, 69(1):174–188, 2023.
- [89] Wenwu Yu, Pietro DeLellis, Guanrong Chen, Mario Di Bernardo, and Jürgen Kurths. Distributed adaptive control of synchronization in complex networks. *IEEE Transactions on Automatic Control*, 57(8):2153–2158, 2012.
- [90] Wenwu Yu, Guanrong Chen, Jinhu Lu, and Jürgen Kurths. Synchronization via pinning control on general complex networks. *SIAM Journal on Control and Optimization*, 51(2):1395–1416, 2013.
- [91] Jin Ding, Ping Tan, and Yong-Zai Lu. Optimizing the controllability index of directed networks with the fixed number of control nodes. *Neurocomputing*, 171:1524–1532, 2016.
- [92] Ali Moradi Amani, Mahdi Jalili, Xinghuo Yu, and Lewi Stone. Finding the most influential nodes in pinning controllability of complex networks. *IEEE Transactions on Circuits and Systems II: Express Briefs*, 64(6):685–689, 2017.
- [93] Ali Moradi Amani, Mahdi Jalili, Xinghuo Yu, and Lewi Stone. Controllability of complex networks: Choosing the best driver set. *Physical Review E*, 98(3):030302, 2018.

- [94] Hui Liu, Xuanhong Xu, Jun-An Lu, Guanrong Chen, and Zhigang Zeng. Optimizing pinning control of complex dynamical networks based on spectral properties of grounded laplacian matrices. IEEE Transactions on Systems, Man, and Cybernetics: Systems, 51(2):786–796, 2018.
- [95] Wenxu Wang, Xuan Ni, Yingcheng Lai, and Celso Grebogi. Optimizing controllability of complex networks by minimum structural perturbations. Physical Review E, 85(2):026115, 2012.
- [96] Nicoletta Bof, Giacomo Baggio, and Sandro Zampieri. On the role of network centrality in the controllability of complex networks. IEEE Transactions on Control of Network Systems, 4(3):643–653, 2016.
- [97] Jin Zhou, Xinghuo Yu, and Jun-an Lu. Node importance in controlled complex networks. IEEE Transactions on Circuits and Systems II: Express Briefs, 66(3):437–441, 2018.
- [98] Hui Liu, Bingjun Wang, Junan Lu, and Zengyang Li. Node-set importance and optimization algorithm of nodes selection in complex networks based on pinning control. Acta Physica Sinica, 70(5), 2021.
- [99] Walter Bomela, Michael Sebek, Raphael Nagao, Bharat Singhal, István Z Kiss, and Jr-Shin Li. Finding influential nodes in networks using pinning control: Centrality measures confirmed with electrochemical oscillators. Chaos: An Interdisciplinary Journal of Nonlinear Science, 33(9), 2023.
- [100] Qishu Jiang, Jin Zhou, Bo Li, Haoran Liu, and Jun-an Lu. Pinning synchronization of a complex network: Nodes, edges and higher-order edges. Europhysics Letters, 147(6):61001, 2024.
- [101] Gui-Quan Sun, Runzi He, Li-Feng Hou, Xiaofeng Luo, Shupeng Gao, Lili Chang, Yi Wang, and Zi-Ke Zhang. Optimal control of spatial diseases spreading in networked reaction–diffusion systems. Physics Reports, 1111:1–64, 2025.
- [102] Hai-Tao Zhang, Zhiyong Chen, and Xiaoyu Mo. Effect of adding edges to consensus networks with directed acyclic graphs. IEEE Transactions on Automatic Control, 62(9):4891–4897, 2017.
- [103] Xiaoyu Mo, Zhiyong Chen, and Hai-Tao Zhang. Effects of adding a reverse edge across a stem in a directed acyclic graph. Automatica, 103:254–260, 2019.
- [104] Siyang Jiang, Jin Zhou, Michael Small, Jun-an Lu, and Yanqi Zhang. Searching for key cycles in a complex network. Physical Review Letters, 130(18):187402, 2023.
- [105] Haosen Cao, Hai-Tao Zhang, and Lihua Xie. Synchronization acceleration of networked systems via edge addition to single-root weighted digraphs. IEEE Transactions on Automatic Control, 2024.
- [106] Hai-Tao Zhang, Haosen Cao, and Zhiyong Chen. A necessary and sufficient condition of an interfering reverse edge for a directed acyclic graph. IEEE Transactions on Automatic Control, 67(9):4885–4891, 2022.
- [107] Shanshan Gao, Shenggui Zhang, and Xinzhuang Chen. Effects of adding edges on the consensus convergence rate of weighted directed chain networks. IEEE Transactions on Automatic Control, 2025.
- [108] Roberto Aringhieri, Andrea Grosso, Pierre Hosteins, and Rosario Scatamacchia. A general evolutionary framework for different classes of critical node problems. Engineering Applications of Artificial Intelligence, 55:128–145, 2016.
- [109] Glory Uche Alozie, Ashwin Arulselvan, Kerem Akartunalı, and Eduardo L Pasiliao Jr. Efficient methods for the distance-based critical node detection problem in complex networks. Computers & Operations Research, 131:105254, 2021.
- [110] K. Thulasiraman and M. N. S. Swamy. Graphs: Theory and Algorithms. John Wiley Sons, Inc., USA, 2011.
- [111] Vladimir Boginski and Clayton W. Commander. Identifying Critical Nodes in Protein-Protein Interaction Networks, pages 153–167. Clustering Challenges In Biological Networks, 2008.
- [112] A. Karygiannis, E. Antonakakis, and A. Apostolopoulos. Detecting critical nodes for manet intrusion detection systems. In Second International Workshop on Security, Privacy and Trust in Pervasive and Ubiquitous Computing, pages 9 pp.–15, 2006.
- [113] Ashwin Arulselvan, Clayton W Commander, Oleg Shylo, and Panos M Pardalos. Cardinality-constrained critical node detection problem. Performance Models and Risk Management in Communications Systems, pages 79–91, 2011.
- [114] Chengte Li, Shoude Lin, and Mankwan Shan. Finding influential mediators in social networks. In Proceedings of the 20th International Conference Companion on World Wide Web, pages 75–76, 2011.
- [115] Mario Ventresca, Kyle Robert Harrison, and Beatrice M Ombuki-Berman. An experimental evaluation of multi-objective evolutionary algorithms for detecting critical nodes in complex networks. In European Conference on the Applications of Evolutionary Computation, pages 164–176. Springer, 2015.

- [116] Alexander Veremyev, Vladimir Boginski, and Eduardo L Pasiliao. Exact identification of critical nodes in sparse networks via new compact formulations. Optimization Letters, 8:1245–1259, 2014.
- [117] Tao Ren, Zhe Li, Yi Qi, Yixin Zhang, Simiao Liu, Yanjie Xu, and Tao Zhou. Identifying vital nodes based on reverse greedy method. Scientific Reports, 10(1):4826, 2020.
- [118] Yu Wang, Gao Cong, Guojie Song, and Kunqing Xie. Community-based greedy algorithm for mining top-k influential nodes in mobile social networks. In Proceedings of the 16th ACM SIGKDD International Conference on Knowledge Discovery & Data Mining, pages 1039–1048, 2010.
- [119] Chi Yung Lam, Jiaying Lin, Mong Soon Sim, and Kang Tai. Identifying vulnerabilities in critical infrastructures by network analysis. International Journal of Critical Infrastructures, 9(3):190–210, 2013.
- [120] Mario Ventresca and Dionne Aleman. A fast greedy algorithm for the critical node detection problem. In International Conference on Combinatorial Optimization and Applications, pages 603–612. Springer, 2014.
- [121] Jianxin Tang, Ruisheng Zhang, Ping Wang, Zhili Zhao, Li Fan, and Xin Liu. A discrete shuffled frog-leaping algorithm to identify influential nodes for influence maximization in social networks. Knowledge-Based Systems, 187:104833, 2020.
- [122] Marco Di Summa, Andrea Grosso, and Marco Locatelli. Branch and cut algorithms for detecting critical nodes in undirected graphs. Computational Optimization and Applications, 53:649–680, 2012.
- [123] Ashwin Arulselvan, Clayton W. Commander, Lily Elefteriadou, and Panos M. Pardalos. Detecting critical nodes in sparse graphs. Computers . Operations Research, 36(7):2193–2200, 2009.
- [124] Yilin Shen, Thang N Dinh, and My T Thai. Adaptive algorithms for detecting critical links and nodes in dynamic networks. In 2012 IEEE Military Communications Conference, pages 1–6. IEEE, 2012.
- [125] Mario Ventresca and Dionne Aleman. A derandomized approximation algorithm for the critical node detection problem. Computers Operations Research, 43:261–270, 2014.
- [126] Thang N Dinh and My T Thai. Assessing attack vulnerability in networks with uncertainty. In 2015 IEEE Conference on Computer Communications, pages 2380–2388. IEEE, 2015.
- [127] Shibli Sarker, Alexander Veremyev, Vladimir Boginski, and Arvind Singh. Critical nodes in river networks. Scientific Reports, 9(1):11178, 2019.
- [128] Wayne Pullan. Heuristic identification of critical nodes in sparse real-world graphs. Journal of Heuristics, 21(5):577–598, October 2015.
- [129] Bernardetta Addis, Roberto Aringhieri, Andrea Grosso, and Pierre Hosteins. Hybrid constructive heuristics for the critical node problem. Annals of Operations Research, 238:637–649, 2016.
- [130] Wei Chen, Manrui Jiang, Cheng Jiang, and Jun Zhang. Critical node detection problem for complex network in undirected weighted networks. Physica A: Statistical Mechanics and its Applications, 538:122862, 2020.
- [131] Mario Ventresca. Global search algorithms using a combinatorial unranking-based problem representation for the critical node detection problem. Computers Operations Research, 39(11):2763–2775, 2012.
- [132] Yilin Shen, Nam P Nguyen, Ying Xuan, and My T Thai. On the discovery of critical links and nodes for assessing network vulnerability. IEEE/ACM Transactions on Networking, 21(3):963–973, 2012.
- [133] Mario Ventresca and Dionne Aleman. A region growing algorithm for detecting critical nodes. In International Conference on Combinatorial Optimization and Applications, pages 593–602. Springer, 2014.
- [134] Hang Yin, Jishan Hou, and Chengju Gong. A mixed strength decomposition method for identifying critical nodes by decomposing weighted social networks. Europhysics Letters, 142(6):61003, 2023.
- [135] Lei Zhang, Huaijin Zhang, Xinyi Feng, Haipeng Yang, and Fan Cheng. An evolutionary multitasking method for multi-objective critical node detection on interdependent networks. IEEE Transactions on Cognitive Communications and Networking, 2024.
- [136] Bernard Fortz, Mariusz Mycek, Michał Pióro, and Artur Tomaszewski. Min–max optimization of node-targeted attacks in service networks. Networks, 83(2):256–288, 2024.
- [137] Wenjun Jiang, Peiyan Li, Ting Li, Tianlong Fan, and Chuanfu Zhang. Identifying vital edges based on the cycle structure in complex networks. Physics Letters A, 530:130137, 2025.
- [138] Willie Kouam, Yezekael Hayel, Gabriel Deugoué, and Charles Kamhoua. A novel centrality measure for analyzing lateral movement in complex networks. Physica A: Statistical Mechanics and its Applications, 658:130255, 2025.

- [139] Mingyang Zhou, Hongwu Liu, Hao Liao, Gang Liu, and Rui Mao. Finding the key nodes to minimize the victims of the malicious information in complex network. Knowledge-Based Systems, 293:111632, 2024.
- [140] Yong Chen, A-Qun Hu, Xiao Hu, et al. Evaluation method for node importance in communication networks. Journal of China Institute of Communications, 25(8):129–134, 2004.
- [141] Marco Di Summa, Andrea Grosso, and Marco Locatelli. Complexity of the critical node problem over trees. Computers, Operations Research, 38(12):1766–1774, 2011.
- [142] Danny Hermelin, Moshe Kaspi, Christian Komusiewicz, and Barak Navon. Parameterized complexity of critical node cuts. Theoretical Computer Science, 651:62–75, 2016.
- [143] Bernardetta Addis, Marco Di Summa, and Andrea Grosso. Identifying critical nodes in undirected graphs: Complexity results and polynomial algorithms for the case of bounded treewidth. Discrete Applied Mathematics, 161(16-17):2349–2360, 2013.
- [144] Roberto Aringhieri, Andrea Grosso, Pierre Hosteins, and Rosario Scatamacchia. Local search metaheuristics for the critical node problem. Networks, 67(3):209–221, 2016.
- [145] Huifang Wang, Zhengbo Shan, Gaoliang Ying, Bo Zhang, Guoping Zou, and Benteng He. Evaluation method of node importance for power grid considering inflow and outflow power. Journal of Modern Power Systems and Clean Energy, 5(5):696–703, 2017.
- [146] Alexander G Nikolaev, Raihan Razib, and Ashwin Kucheriya. On efficient use of entropy centrality for social network analysis and community detection. Social Networks, 40:154–162, 2015.
- [147] Ahmad Zareie, Amir Sheikhamadi, and Mahdi Jalili. Influential node ranking in social networks based on neighborhood diversity. Future Generation Computer Systems, 94:120–129, 2019.
- [148] GuoZ Nitt. Using mapping entropy to identify node centrality in complex networks. Physica A: Statistical Mechanics and its Applications, 453:290–297, 2016.
- [149] Yu-Hsiang Fu, Chung-Yuan Huang, and Chuen-Tsai Sun. Identifying super-spreader nodes in complex networks. Mathematical Problems in Engineering, 2015.
- [150] Chungu Guo, Liangwei Yang, Xiao Chen, Duanbing Chen, Hui Gao, and Jing Ma. Influential nodes identification in complex networks via information entropy. Entropy, 22(2):242, 2020.
- [151] Ming Xu, Jianping Wu, Mengqi Liu, Yunpeng Xiao, Haohan Wang, and Dongmei Hu. Discovery of critical nodes in road networks through mining from vehicle trajectories. IEEE Transactions on Intelligent Transportation Systems, 20(2):583–593, 2018.
- [152] Muluneh Mekonnen Tulu, Ronghui Hou, and Talha Younas. Identifying influential nodes based on community structure to speed up the dissemination of information in complex network. IEEE Access, 6:7390–7401, 2018.
- [153] Xinbo Ai. Node importance ranking of complex networks with entropy variation. Entropy, 19(7):303, 2017.
- [154] Yali Wu, Ang Dong, Yuanguang Ren, and Qiaoyong Jiang. Identify influential nodes in complex networks: A k-orders entropy-based method. Physica A: Statistical Mechanics and its Applications, 632:129302, 2023.
- [155] Tianchi Tong, Qian Dong, Jinsheng Sun, and Yuan Jiang. Vital spreaders identification synthesizing cross entropy and information entropy with kshell method. Expert Systems with Applications, 224:119928, 2023.
- [156] Yichuan Li, Weihong Cai, Yao Li, and Xin Du. Key node ranking in complex networks: A novel entropy and mutual information-based approach. Entropy, 22(1):52, 2019.
- [157] Duan-Bing Chen, Hui Gao, Linyuan Lü, and Tao Zhou. Identifying influential nodes in large-scale directed networks: the role of clustering. PLoS One, 8(10):e77455, 2013.
- [158] Shuai Gao, Jun Ma, Zhumin Chen, Guanghui Wang, and Changming Xing. Ranking the spreading ability of nodes in complex networks based on local structure. Physica A: Statistical Mechanics and its Applications, 403:130–147, 2014.
- [159] Li Yang, Yurong Song, Guo-Ping Jiang, and Ling-Ling Xia. Identifying influential spreaders based on diffusion k-truss decomposition. International Journal of Modern Physics B, 32(22):1850238, 2018.
- [160] Ahmad Zareie, Amir Sheikhamadi, Mahdi Jalili, and Mohammad Sajjad Khaksar Fasaee. Finding influential nodes in social networks based on neighborhood correlation coefficient. Knowledge-Based Systems, 194:105580, 2020.
- [161] Fabian Dablander and Max Hinne. Node centrality measures are a poor substitute for causal inference. Scientific Reports, 9(1):6846, 2019.

- [162] Yangyang Liu, Aibo Song, Xin Shan, Yingying Xue, and Jiahui Jin. Identifying critical nodes in power networks: A group-driven framework. *Expert Systems with Applications*, 196:116557, 2022.
- [163] Bin Wang, Junkai Zhang, Jinying Dai, and Jinfang Sheng. Influential nodes identification using network local structural properties. *Scientific Reports*, 12(1):1833, 2022.
- [164] Xiaohang Zhang, Ji Zhu, Qi Wang, and Han Zhao. Identifying influential nodes in complex networks with community structure. *Knowledge-Based Systems*, 42:74–84, 2013.
- [165] Gouheng Zhao, Peng Jia, Cheng Huang, Anmin Zhou, and Yong Fang. A machine learning based framework for identifying influential nodes in complex networks. *IEEE Access*, 8:65462–65471, 2020.
- [166] Xuhua Yang, Zhen Xiong, Fangnan Ma, Xiaozhe Chen, Zhongyuan Ruan, Peng Jiang, and Xinli Xu. Identifying influential spreaders in complex networks based on network embedding and node local centrality. *Physica A: Statistical Mechanics and its Applications*, 573:125971, 2021.
- [167] Ahmad Asgharian Rezaei, Justin Munoz, Mahdi Jalili, and Hamid Khayyam. A machine learning-based approach for vital node identification in complex networks. *Expert Systems with Applications*, 214:119086, 2023.
- [168] Gouheng Zhao, Peng Jia, Anmin Zhou, and Bing Zhang. Infgcnn: Identifying influential nodes in complex networks with graph convolutional networks. *Neurocomputing*, 414:18–26, 2020.
- [169] Sanjay Kumar, Abhishek Mallik, Anavi Khetarpal, and BS Panda. Influence maximization in social networks using graph embedding and graph neural network. *Information Sciences*, 607:1617–1636, 2022.
- [170] Leonardo FR Ribeiro, Pedro HP Saverese, and Daniel R Figueiredo. struc2vec: Learning node representations from structural identity. In *Proceedings of the 23rd ACM SIGKDD International Conference on Knowledge Discovery & Data Mining*, pages 385–394, 2017.
- [171] Min Zhang, Xiaojuan Wang, Lei Jin, Mei Song, and Ziyang Li. A new approach for evaluating node importance in complex networks via deep learning methods. *Neurocomputing*, 497:13–27, 2022.
- [172] Chen Liu, Tingting Cao, and Lixin Zhou. Learning to rank complex network node based on the self-supervised graph convolution model. *Knowledge-Based Systems*, 251:109220, 2022.
- [173] Pengcheng Wei, Jiahui Zhou, Bei Yan, and Yushan Zeng. Enimnr: Enhanced node influence maximization through node representation in social networks. *Chaos, Solitons & Fractals*, 186:115192, 2024.
- [174] Mohammad Mehdi Keikha, Maseud Rahgozar, Masoud Asadpour, and Mohammad Faghih Abdollahi. Influence maximization across heterogeneous interconnected networks based on deep learning. *Expert Systems with Applications*, 140:112905, 2020.
- [175] Asgarali Bouyer, Hamid Ahmadi Beni, Amin Golzari Oskouei, Alireza Rouhi, Bahman Arasteh, and Xiaoyang Liu. Maximizing influence in social networks using combined local features and deep learning-based node embedding. *Big Data*, 2024.
- [176] Yihang Wu, Yanmei Hu, Siyuan Yin, Biao Cai, Xiaochuan Tang, and Xiangtao Li. A graph convolutional network model based on regular equivalence for identifying influential nodes in complex networks. *Knowledge-Based Systems*, 301(C), October 2024.
- [177] Waseem Ahmad, Bang Wang, and Si Chen. Learning to rank influential nodes in complex networks via convolutional neural networks. *Applied Intelligence*, 54(4):3260–3278, 2024.
- [178] Yasir Rashid and Javaid Iqbal Bhat. Olapgn: a multi-layered graph convolution network-based model for locating influential nodes in graph networks. *Knowledge-Based Systems*, 283:111163, 2024.
- [179] You Xiong, Zheng Hu, Chang Su, Shi-Min Cai, and Tao Zhou. Vital node identification in complex networks based on autoencoder and graph neural network. *Applied Soft Computing*, 163:111895, 2024.
- [180] Enyu Yu, Yueping Wang, Yan Fu, Duanbing Chen, and Mei Xie. Identifying critical nodes in complex networks via graph convolutional networks. *Knowledge-Based Systems*, 198:105893, 2020.
- [181] Namyong Park, Andrey Kan, Xin Luna Dong, Tong Zhao, and Christos Faloutsos. Estimating node importance in knowledge graphs using graph neural networks. In *Proceedings of the 25th ACM SIGKDD International Conference on Knowledge Discovery & Data Mining*, pages 596–606, 2019.
- [182] Namyong Park, Andrey Kan, Xin Luna Dong, Tong Zhao, and Christos Faloutsos. Multiimport: Inferring node importance in a knowledge graph from multiple input signals. In *Proceedings of the 26th ACM SIGKDD International Conference on Knowledge Discovery & Data Mining*, pages 503–512, 2020.
- [183] Sai Munikoti, Laya Das, and Balasubramaniam Natarajan. Scalable graph neural network-based framework for identifying critical nodes and links in complex networks. *Neurocomputing*, 468:211–221, 2022.

- [184] Kao Ge and Qing-Bang Han. Node importance estimation for knowledge graphs based on multi-perspectives attention fusion mechanism. *International Journal of Pattern Recognition and Artificial Intelligence*, 38(14):2459017, 2024.
- [185] Ximing Chen, Pui Ieng Lei, Yijun Sheng, Yanyan Liu, and Zhiguo Gong. Social influence learning for recommendation systems. In *Proceedings of the 33rd ACM International Conference on Information and Knowledge Management*, pages 312–322, 2024.
- [186] Zimian Liu, Han Qiu, Wei Guo, Junhu Zhu, and Qingxian Wang. Nie-gat: node importance evaluation method for inter-domain routing network based on graph attention network. *Journal of Computational Science*, 65:101885, 2022.
- [187] Jiangheng Kou, Peng Jia, Jiayong Liu, Jinqiao Dai, and Hairu Luo. Identify influential nodes in social networks with graph multi-head attention regression model. *Neurocomputing*, 530:23–36, 2023.
- [188] Li Liu, Weixin Zeng, Zhen Tan, Weidong Xiao, and Xiang Zhao. Node importance estimation with multiview contrastive representation learning. *International Journal of Intelligent Systems*, 2023(1):5917750, 2023.
- [189] Tianyu Zhang, Chengbin Hou, Rui Jiang, Xuegong Zhang, Chenghu Zhou, Ke Tang, and Hairong Lü. Label informed contrastive pretraining for node importance estimation on knowledge graphs. *IEEE Transactions on Neural Networks and Learning Systems*, 2024.
- [190] Jian Shu, Yiling Zou, Hui Cui, and Linlan Liu. Node importance evaluation in heterogeneous network based on attention mechanism and graph contrastive learning. *Neurocomputing*, page 129555, 2025.
- [191] Chenji Huang, Yixiang Fang, Xuemin Lin, Xin Cao, Wenjie Zhang, and Maria Orlowska. Estimating node importance values in heterogeneous information networks. In *2022 IEEE 38th International Conference on Data Engineering*, pages 846–858. IEEE, 2022.
- [192] Yankai Chen, Yixiang Fang, Qiongyan Wang, Xin Cao, and Irwin King. Deep structural knowledge exploitation and synergy for estimating node importance value on heterogeneous information networks. In *Proceedings of the AAAI Conference on Artificial Intelligence*, volume 38, pages 8302–8310, 2024.
- [193] Xinyu Lin, Tianyu Zhang, Chengbin Hou, Jinbao Wang, Jianye Xue, and Hairong Lü. Node importance estimation leveraging llms for semantic augmentation in knowledge graphs. *arXiv preprint arXiv:2412.00478*, 2024.
- [194] Xiuming Zhao, Hongtao Yu, Ruiyang Huang, Shuxin Liu, Nan Hu, and Xiaochun Cao. A novel higher-order neural network framework based on motifs attention for identifying critical nodes. *Physica A: Statistical Mechanics and its Applications*, 629:129194, 2023.
- [195] Ioannis Michos, Kyriacos Neocleous, and Vicky Papadopoulou Lesta. Critical node detection in sparse graphs using hopfield neural networks. In *Proceedings of the 13th Hellenic Conference on Artificial Intelligence*, pages 1–4, 2024.
- [196] Changjun Fan, Li Zeng, Yizhou Sun, and Yanyu Liu. Finding key players in complex networks through deep reinforcement learning. *Nature Machine Intelligence*, 2(6):317–324, 2020.
- [197] Xuwei Tan, Yangming Zhou, MengChu Zhou, and Zhanghua Fu. Learning to detect critical nodes in sparse graphs via feature importance awareness. *IEEE Transactions on Automation Science and Engineering*, 2024.
- [198] Natasha Jaques, Angeliki Lazaridou, Edward Hughes, Caglar Gulcehre, Pedro Ortega, DJ Strouse, Joel Z Leibo, and Nando De Freitas. Social influence as intrinsic motivation for multi-agent deep reinforcement learning. In *International Conference on Machine Learning*, pages 3040–3049. PMLR, 2019.
- [199] Peiyu Chen and Wenhui Fan. Identifying critical nodes via link equations and deep reinforcement learning. *Neurocomputing*, page 126871, 2023.
- [200] Hui Li, Mengting Xu, Sourav S Bhowmick, Changsheng Sun, Zhongyuan Jiang, and Jiangtao Cui. Disco: Influence maximization meets network embedding and deep learning. *arXiv preprint arXiv:1906.07378*, 2019.
- [201] Tiantian Chen, Siwen Yan, Jianxiong Guo, and Weili Wu. Touplegdd: A fine-designed solution of influence maximization by deep reinforcement learning. *IEEE Transactions on Computational Social Systems*, 11(2):2210–2221, 2023.
- [202] Chen Ling, Junji Jiang, Junxiang Wang, My T Thai, Renhao Xue, James Song, Meikang Qiu, and Liang Zhao. Deep graph representation learning and optimization for influence maximization. In *International Conference on Machine Learning*, pages 21350–21361. PMLR, 2023.
- [203] Hui Li, Mengting Xu, Sourav S Bhowmick, Joty Shafiq Rayhan, Changsheng Sun, and Jiangtao Cui. Piano: Influence maximization meets deep reinforcement learning. *IEEE Transactions on Computational Social Systems*, 10(3):1288–1300, 2022.



- [204] Agash Uthayasuriyan, Kavvin UV, Sabbineni Hema Mahitha, et al. Adaptive hybridization of differential evolution and dqn-reinforcement learning to solve the influence maximization problem in social networks. International Journal of Intelligent Engineering & Systems, 17(4), 2024.
- [205] Fan Li, Zhiyu Xu, Dawei Cheng, and Xiaoyang Wang. Adarisk: risk-adaptive deep reinforcement learning for vulnerable nodes detection. IEEE Transactions on Knowledge and Data Engineering, 2024.
- [206] Long Xu, Lijia Ma, Qiuzhen Lin, Lingjie Li, Maoguo Gong, and Jianqiang Li. Influence maximization in hypergraphs based on evolutionary deep reinforcement learning. Information Sciences, 698:121764, 2025.
- [207] Wenlong Zhu, Kaijing Zhang, Jiahui Zhong, Chengle Hou, and Jie Ji. Bigdn: An end-to-end influence maximization framework based on deep reinforcement learning and graph neural networks. Expert Systems with Applications, page 126384, 2025.
- [208] Waseem Ahmad and Bang Wang. A learning-based influence maximization framework for complex networks via k-core hierarchies and reinforcement learning. Expert Systems with Applications, 259:125393, 2025.
- [209] Lingling Ma, Chuang Ma, Haifeng Zhang, and Binghong Wang. Identifying influential spreaders in complex networks based on gravity formula. Physica A: Statistical Mechanics and its Applications, 451:205–212, 2016.
- [210] Giridhar Maji, Amrita Namtirtha, Animesh Dutta, and Mariana Curado Malta. Influential spreaders identification in complex networks with improved k-shell hybrid method. Expert Systems with Applications, 144:113092, 2020.
- [211] Zhe Li and Xinyu Huang. Identifying influential spreaders in complex networks by an improved gravity model. Scientific Reports, 11(1):22194, 2021.
- [212] Shuyu Li and Fuyuan Xiao. The identification of crucial spreaders in complex networks by effective gravity model. Information Sciences, 578:725–749, 2021.
- [213] Fan Liu, Zhen Wang, and Yong Deng. Gmm: A generalized mechanics model for identifying the importance of nodes in complex networks. Knowledge-Based Systems, 193:105464, 2020.
- [214] Xuan Yang and Fuyuan Xiao. An improved gravity model to identify influential nodes in complex networks based on k-shell method. Knowledge-Based Systems, 227:107198, 2021.
- [215] Hanwen Li, Qiuyan Shang, and Yong Deng. A generalized gravity model for influential spreaders identification in complex networks. Chaos, Solitons Fractals, 143:110456, 2021.
- [216] Liguang Fei, Qi Zhang, and Yong Deng. Identifying influential nodes in complex networks based on the inverse-square law. Physica A: Statistical Mechanics and its Applications, 512:1044–1059, 2018.
- [217] Juan Wang, Chao Li, and Chengyi Xia. Improved centrality indicators to characterize the nodal spreading capability in complex networks. Applied Mathematics and Computation, 334:388–400, 2018.
- [218] Zhe Li, Tao Ren, Xiaoqi Ma, Simiao Liu, Yixin Zhang, and Tao Zhou. Identifying influential spreaders by gravity model. Scientific Reports, 9(1):8387, 2019.
- [219] Xiaoli Yan, Yapeng Cui, and Shun-Jiang Ni. Identifying influential spreaders in complex networks based on entropy weight method and gravity law. Chinese Physics B, 29(4):048902, 2020.
- [220] Yan Wang, Haozhan Li, Ling Zhang, Linlin Zhao, and Wanlan Li. Identifying influential nodes in social networks: Centripetal centrality and seed exclusion approach. Chaos, Solitons & Fractals, 162:112513, 2022.
- [221] Pingle Yang, Laijun Zhao, Chen Dong, Guiqiong Xu, and Lixin Zhou. Aigcrank: A new adaptive algorithm for identifying a set of influential spreaders in complex networks based on gravity centrality. Chinese Physics B, 32(5):058901, 2023.
- [222] Siqi Zhu, Jie Zhan, and Xing Li. Identifying influential nodes in complex networks using a gravity model based on the h-index method. Scientific Reports, 13(1):16404, 2023.
- [223] Yong Liu, Zijun Cheng, Xiaoqin Li, and Zongshui Wang. An entropy-based gravity model for influential spreaders identification in complex networks. Complexity, 2023(1):6985650, 2023.
- [224] Jie Zhao, Tao Wen, Hadi Jahanshahi, and Kang Hao Cheong. The random walk-based gravity model to identify influential nodes in complex networks. Information Sciences, 609:1706–1720, 2022.
- [225] Na Zhao, Qian Liu, Hao Wang, Shenglong Yang, Pingzhou Li, and Jian Wang. Estimating the relative importance of nodes in complex networks based on network embedding and gravity model. Journal of King Saud University-Computer and Information Sciences, 35(9):101758, 2023.
- [226] Qiuyan Shang, Yong Deng, and Kang Hao Cheong. Identifying influential nodes in complex networks: Effective distance gravity model. Information Sciences, 577:162–179, 2021.

- [227] Manuel Curado, Leandro Tortosa, and Jose F Vicent. A novel measure to identify influential nodes: return random walk gravity centrality. *Information Sciences*, 628:177–195, 2023.
- [228] Pingle Yang, Fanyuan Meng, Laijun Zhao, and Lixin Zhou. Aogc: An improved gravity centrality based on an adaptive truncation radius and omni-channel paths for identifying key nodes in complex networks. *Chaos, Solitons & Fractals*, 166:112974, 2023.
- [229] Dan Chen and Housheng Su. Identification of influential nodes in complex networks with degree and average neighbor degree. *IEEE Journal on Emerging and Selected Topics in Circuits and Systems*, 13(3):734–742, 2023.
- [230] Lei Meng, Guiqiong Xu, and Chen Dong. An improved gravity model for identifying influential nodes in complex networks considering asymmetric attraction effect. *Physica A: Statistical Mechanics and its Applications*, 657:130237, 2025.
- [231] Guiqiong Xu and Chen Dong. Cagm: A communicability-based adaptive gravity model for influential nodes identification in complex networks. *Expert Systems with Applications*, 235:121154, 2024.
- [232] Zhitao Li, Jinjun Tang, Chuyun Zhao, and Fan Gao. Improved centrality measure based on the adapted pagerank algorithm for urban transportation multiplex networks. *Chaos, Solitons & Fractals*, 167:112998, 2023.
- [233] Laishui Lü, Ting Zhang, Peng Hu, Dalal Bardou, Shanzhou Niu, Zijun Zheng, Gaohang Yu, and Heng Wu. An improved gravity centrality for finding important nodes in multi-layer networks based on multi-pagerank. *Expert Systems with Applications*, 238:122171, 2024.
- [234] Kuo Chi, Ning Wang, Ting Su, Yongqin Yang, and Hui Qu. Measuring the centrality of nodes in networks based on the interstellar model. *Information Sciences*, 678:120908, 2024.
- [235] Cesar Henrique Comin and Luciano da Fontoura Costa. Identifying the starting point of a spreading process in complex networks. *Physical Review E*, 84(5):056105, 2011.
- [236] Guilherme Ferraz De Arruda, André Luiz Barbieri, Pablo Martín Rodríguez, Francisco A Rodrigues, Yamir Moreno, and Luciano da Fontoura Costa. Role of centrality for the identification of influential spreaders in complex networks. *Physical Review E*, 90(3):032812, 2014.
- [237] Fang Hu and Yuhua Liu. Multi-index algorithm of identifying important nodes in complex networks based on linear discriminant analysis. *Modern Physics Letters B*, 29(03):1450268, 2015.
- [238] Ping Hu, Wenli Fan, and Shengwei Mei. Identifying node importance in complex networks. *Physica A: Statistical Mechanics and its Applications*, 429:169–176, 2015.
- [239] Doina Bucur. Top influencers can be identified universally by combining classical centralities. *Scientific Reports*, 10(1):20550, 2020.
- [240] Xiang Wei, Junchan Zhao, Shuai Liu, and Yisi Wang. Identifying influential spreaders in complex networks for disease spread and control. *Scientific Reports*, 12(1):5550, 2022.
- [241] Zhengyi An, Xianghui Hu, Ruixia Jiang, and Yichuan Jiang. A novel method for identifying key nodes in multi-layer networks based on dynamic influence range and community importance. *Knowledge-Based Systems*, 305:112639, 2024.
- [242] Hongqian Wu, Hongzhong Deng, Jichao Li, Yangjun Wang, and Kewei Yang. Hunting for influential nodes based on radiation theory in complex networks. *Chaos, Solitons & Fractals*, 188:115487, 2024.
- [243] Mengchuan Cao, Dan Wu, Pengxuan Du, Ting Zhang, and Sina Ahmadi. Dynamic identification of important nodes in complex networks by considering local and global characteristics. *Journal of Complex Networks*, 12(2):cnae015, 2024.
- [244] Athanasios Kopsidas and Konstantinos Kepaptsoglou. Identification of critical stations in a metro system: A substitute complex network analysis. *Physica A: Statistical Mechanics and its Applications*, 596:127123, 2022.
- [245] Yan Wang, Ling Zhang, Junwen Yang, Ming Yan, and Haozhan Li. Multi-factor information matrix: A directed weighted method to identify influential nodes in social networks. *Chaos, Solitons & Fractals*, 180:114485, 2024.
- [246] Mingli Lei, Lirong Liu, and Aldo Ramirez-Arellano. Weighted information index mining of key nodes through the perspective of evidential distance. *Journal of Computational Science*, 78:102282, 2024.
- [247] Aman Ullah, JinFang Sheng, Bin Wang, Salah Ud Din, and Nasrullah Khan. Leveraging neighborhood and path information for influential spreaders recognition in complex networks. *Journal of Intelligent Information Systems*, 62(2):377–401, 2024.
- [248] Jianhua Zhang, Yu Zhou, Shuliang Wang, and Qinjie Min. Critical station identification and robustness analysis of urban rail transit networks based on comprehensive vote-rank algorithm. *Chaos, Solitons & Fractals*, 178:114379, 2024.

- [249] Yanli Lee, Yifei Wen, Wenbo Xie, Liming Pan, Yajun Du, and Tao Zhou. Identifying influential nodes on directed networks. *Information Sciences*, 677:120945, 2024.
- [250] Shima Esfandiari and Seyed Mostafa Fakhrahmad. The collaborative role of k-shell and pagerank for identifying influential nodes in complex networks. *Physica A: Statistical Mechanics and its Applications*, 658:130256, 2025.
- [251] Lijuan Chen and Amin Rezaeipanh. Sfmco: Scalable fair influence maximization based on overlapping communities and optimization algorithms. *Neurocomputing*, page 129687, 2025.
- [252] Kun Zhang, Zaiyi Pu, Chuan Jin, Yu Zhou, and Zhenyu Wang. A novel semi-local centrality to identify influential nodes in complex networks by integrating multidimensional factors. *Engineering Applications of Artificial Intelligence*, 145:110177, 2025.
- [253] Hongming Mo, Cai Gao, and Yong Deng. Evidential method to identify influential nodes in complex networks. *Journal of Systems Engineering and Electronics*, 26(2):381–387, 2015.
- [254] Gui-Qiong Xu, Jia-Le Miao, and Chen Dong. Lgp-ds: A novel algorithm for identifying influential nodes in complex networks based on multi-dimensional evidence fusion. *Europhysics Letters*, 149(2):21003, 2025.
- [255] Amir Sheikhhahmadi, Mohammad Ali Nematbakhsh, and Ahmad Zareie. Identification of influential users by neighbors in online social networks. *Physica A: Statistical Mechanics and its Applications*, 486:517–534, 2017.
- [256] Zhixiao Wang, Ya Zhao, Jingke Xi, and Changjiang Du. Fast ranking influential nodes in complex networks using a k-shell iteration factor. *Physica A: Statistical Mechanics and its Applications*, 461:171–181, 2016.
- [257] Zhixiao Wang, Changjiang Du, Jianping Fan, and Yan Xing. Ranking influential nodes in social networks based on node position and neighborhood. *Neurocomputing*, 260:466–477, 2017.
- [258] Amir Sheikhhahmadi and Mohammad Ali Nematbakhsh. Identification of multi-spreader users in social networks for viral marketing. *Journal of Information Science*, 43(3):412–423, 2017.
- [259] Fan Yang, Xiangwei Li, Yanqiang Xu, Xinhui Liu, Jundi Wang, Yi Zhang, Ruisheng Zhang, and Yabing Yao. Ranking the spreading influence of nodes in complex networks: An extended weighted degree centrality based on a remaining minimum degree decomposition. *Physics Letters A*, 382(34):2361–2371, 2018.
- [260] Amrita Namtirtha, Animesh Dutta, Biswanath Dutta, Amritha Sundararajan, and Yogesh Simmhan. Best influential spreaders identification using network global structural properties. *Scientific Reports*, 11(1):2254, 2021.
- [261] Aman Ullah, Bin Wang, JinFang Sheng, Jun Long, Nasrullah Khan, and ZeJun Sun. Identification of nodes influence based on global structure model in complex networks. *Scientific Reports*, 11(1):6173, 2021.
- [262] Aman Ullah, Bin Wang, JinFang Sheng, Jun Long, Nasrullah Khan, and ZeJun Sun. Identifying vital nodes from local and global perspectives in complex networks. *Expert Systems with Applications*, 186:115778, 2021.
- [263] Haifeng Hu, Zejun Sun, Feifei Wang, Liwen Zhang, and Guan Wang. Exploring influential nodes using global and local information. *Scientific Reports*, 12(1):22506, 2022.
- [264] Feifei Wang, Zejun Sun, Quan Gan, Aiwan Fan, Hesheng Shi, and Haifeng Hu. Influential node identification by aggregating local structure information. *Physica A: Statistical Mechanics and its Applications*, 593:126885, 2022.
- [265] Mohd Fariduddin Mukhtar, Zuraida Abal Abas, Azhari Samsu Baharuddin, Mohd Natashah Norizan, Wan Farah Wani Wan Fakhrudin, Wakisaka Minato, Amir Hamzah Abdul Rasib, Zaheera Zainal Abidin, Ahmad Fadzli Nizam Abdul Rahman, and Siti Haryanti Hairol Anuar. Integrating local and global information to identify influential nodes in complex networks. *Scientific Reports*, 13(1):11411, 2023.
- [266] Qing Yang, Yunheng Wang, Senbin Yu, and Wenjie Wang. Identifying influential nodes through an improved k-shell iteration factor model. *Expert Systems with Applications*, page 122077, 2023.
- [267] Fanshuo Qiu, Chengpu Yu, Yunji Feng, and Yao Li. Key node identification for a network topology using hierarchical comprehensive importance coefficients. *Scientific Reports*, 14(1):12039, 2024.
- [268] Yuxian Du, Cai Gao, Yong Hu, Sankaran Mahadevan, and Yong Deng. A new method of identifying influential nodes in complex networks based on topsis. *Physica A: Statistical Mechanics and its Applications*, 399:57–69, 2014.
- [269] Zhonghua Liu, Cheng Jiang, Juyun Wang, and Hua Yu. The node importance in actual complex networks based on a multi-attribute ranking method. *Knowledge-Based Systems*, 84:56–66, 2015.
- [270] Jiantao Hu, Yuxian Du, Hongming Mo, Daijun Wei, and Yong Deng. A modified weighted topsis to identify influential nodes in complex networks. *Physica A: Statistical Mechanics and its Applications*, 444:73–85, 2016.

- [271] Min Li, Shuming Zhou, Dajin Wang, and Gaolin Chen. Identifying influential nodes based on resistance distance. *Journal of Computational Science*, 67:101972, 2023.
- [272] Chen Dong, Guiqiong Xu, Lei Meng, and Pingle Yang. Cpr-topsis: A novel algorithm for finding influential nodes in complex networks based on communication probability and relative entropy. *Physica A: Statistical Mechanics and its Applications*, 603:127797, 2022.
- [273] Pengyu Chen. Effects of the entropy weight on topsis. *Expert Systems with Applications*, 168:114186, 2021.
- [274] Umar Ishfaq, Hikmat Ullah Khan, and Saqib Iqbal. Identifying the influential nodes in complex social networks using centrality-based approach. *Journal of King Saud University-Computer and Information Sciences*, 34(10):9376–9392, 2022.
- [275] Pingle Yang, Guiqiong Xu, and Huiping Chen. Multi-attribute ranking method for identifying key nodes in complex networks based on gra. *International Journal of Modern Physics B*, 32(32):1850363, 2018.
- [276] Didier A Vega-Oliveros, Pedro Spoljaric Gomes, Evangelos E Milios, and Lilian Berton. A multi-centrality index for graph-based keyword extraction. *Information Processing & Management*, 56(6):102063, 2019.
- [277] Mengke Lu. Node importance evaluation based on neighborhood structure hole and improved topsis. *Computer Networks*, 178:107336, 2020.
- [278] Yongheng Zhang, Yuliang Lu, Guozheng Yang, and Zijun Hang. Multi-attribute decision making method for node importance metric in complex network. *Applied Sciences*, 12(4):1944, 2022.
- [279] Yanni Ju, Zongping Li, Yufan Chen, and Runchao Feng. A novel method to evaluation node importance in multilayer regional rail transit network. In *International Conference on Intelligent Transportation Engineering*, pages 295–307. Springer, 2021.
- [280] Brian Macdonald, Paulo Shakarian, Nicholas Howard, and Geoffrey Moores. Spreaders in the network sir model: An empirical study. *arXiv preprint*, 2012.
- [281] Stephen P Borgatti. Identifying sets of key players in a social network. *Computational & Mathematical Organization Theory*, 12:21–34, 2006.
- [282] Hai Zhuhe and Junsheng Zhang. Topological centrality and its e-science applications. *Journal of the American Society for Information Science and Technology*, 61(9):1824–1841, 2010.
- [283] Sinan Aral and Dylan Walker. Identifying influential and susceptible members of social networks. *Science*, 337(6092):337–341, 2012.
- [284] Guoliang Li, Shuo Chen, Jianhua Feng, Kian-lee Tan, and Wen-syan Li. Efficient location-aware influence maximization. In *Proceedings of the 2014 ACM SIGMOD International Conference on Management of Data*, pages 87–98, 2014.
- [285] Glenn Lawyer. Understanding the influence of all nodes in a network. *Scientific Reports*, 5(1):8665, 2015.
- [286] Xin Chen. Critical nodes identification in complex systems. *Complex & Intelligent Systems*, 1:37–56, 2015.
- [287] Donald J Robinaugh, Alexander J Millner, and Richard J McNally. Identifying highly influential nodes in the complicated grief network. *Journal of Abnormal Psychology*, 125(6):747, 2016.
- [288] Arastoo Bozorgi, Hassan Haghighi, Mohammad Sadegh Zahedi, and Mojtaba Rezvani. Incim: A community-based algorithm for influence maximization problem under the linear threshold model. *Information Processing & Management*, 52(6):1188–1199, 2016.
- [289] Petter Holme. Three faces of node importance in network epidemiology: Exact results for small graphs. *Physical Review E*, 96(6):062305, 2017.
- [290] Hao-fei Yin, Aobo Zhang, and An Zeng. Identifying hidden target nodes for spreading in complex networks. *Chaos, Solitons & Fractals*, 168:113103, 2023.
- [291] Qiang He, Xingwei Wang, Zhencheng Lei, Min Huang, Yuliang Cai, and Lianbo Ma. Tifim: A two-stage iterative framework for influence maximization in social networks. *Applied Mathematics and Computation*, 354:338–352, 2019.
- [292] Muluneh Mekonnen Tulu, Ronghui Hou, and Talha Younas. Vital nodes extracting method based on user’s behavior in 5g mobile social networks. *Journal of Network and Computer Applications*, 133:39–50, 2019.
- [293] Linfeng Zhong, Yu Bai, Yan Tian, Chen Luo, Jin Huang, and Weijun Pan. Information entropy based on propagation feature of node for identifying the influential nodes. *Complexity*, 2021(1):5554322, 2021.
- [294] Pei Li, Ke Liu, Keqin Li, Jianxun Liu, and Dong Zhou. Estimating user influence ranking in independent cascade model. *Physica A: Statistical Mechanics and its Applications*, 565:125584, 2021.

- [295] Yudong Gong, Sanyang Liu, and Yiguang Bai. A probability-driven structure-aware algorithm for influence maximization under independent cascade model. *Physica A: Statistical Mechanics and its Applications*, 583:126318, 2021.
- [296] Ying Wang, Yunan Zheng, and Yiguang Liu. Hgim: Influence maximization in diffusion cascades from the perspective of heterogeneous graph. *Applied Intelligence*, 53(19):22200–22215, 2023.
- [297] Soham Meh Mohammadi, Mohammad H Nadimi-Shahraki, Zahra Beheshti, and Kamran Zamanifar. Improved information diffusion models based on a new two-sided sign-aware matching framework in complex networks. *Chaos, Solitons & Fractals*, 187:115298, 2024.
- [298] Jinping Wang and Shaowei Sun. Identifying influential nodes: A new method based on dynamic propagation probability model. *Chaos, Solitons & Fractals*, 185:115159, 2024.
- [299] Guiqiong Xu and Lei Meng. A novel algorithm for identifying influential nodes in complex networks based on local propagation probability model. *Chaos, Solitons & Fractals*, 168:113155, 2023.
- [300] Jun Ai, Tao He, Zhan Su, and Lihui Shang. Identifying influential nodes in complex networks based on spreading probability. *Chaos, Solitons & Fractals*, 164:112627, 2022.
- [301] Ahmad Zareie, Amir Sheikahmadi, and Mahdi Jalili. Identification of influential users in social network using gray wolf optimization algorithm. *Expert Systems with Applications*, 142:112971, 2020.
- [302] Gaolin Chen, Shuming Zhou, Jiafei Liu, Min Li, and Qianru Zhou. Influential node detection of social networks based on network invulnerability. *Physics Letters A*, 384(34):126879, 2020.
- [303] Christian G Fink, Kelly Fullin, Guillermo Gutierrez, Nathan Omodt, Sydney Zinnecker, Gina Sprint, and Sean McCulloch. A centrality measure for quantifying spread on weighted, directed networks. *Physica A: Statistical Mechanics and its Applications*, 626:129083, 2023.
- [304] Zejun Sun, Yanan Sun, Xinfeng Chang, Feifei Wang, Qiming Wang, Aman Ullah, and Junming Shao. Finding critical nodes in a complex network from information diffusion and matthew effect aggregation. *Expert Systems with Applications*, 233:120927, 2023.
- [305] Aman Ullah, Junming Shao, Qinli Yang, Nasrullah Khan, Cobbinah M Bernard, and Rajesh Kumar. Lss: a locality-based structure system to evaluate the spreader’s importance in social complex networks. *Expert Systems with Applications*, 228:120326, 2023.
- [306] Julien Corsin, Lorenzo Zino, and Mengbin Ye. An evidence-accumulating drift–diffusion model of competing information spread on networks. *Chaos, Solitons & Fractals*, 192:115935, 2025.
- [307] Jian Guo Liu, Jianhong Lin, Qiang Guo, and Tao Zhou. Locating influential nodes via dynamics-sensitive centrality. *Scientific Reports*, 6(1):21380, 2016.
- [308] Hongming Mo and Yong Deng. Identifying node importance based on evidence theory in complex networks. *Physica A: Statistical Mechanics and its Applications*, 529:121538, 2019.
- [309] Zhouyang Du, Jinjun Tang, Yong Qi, Yiwei Wang, Chunyang Han, and Yifan Yang. Identifying critical nodes in metro network considering topological potential: A case study in shenzhen city—china. *Physica A: Statistical Mechanics and its Applications*, 539:122926, 2020.
- [310] Komal Kapoor, Dhruv Sharma, and Jaideep Srivastava. Weighted node degree centrality for hypergraphs. In 2013 IEEE 2nd Network Science Workshop, pages 152–155. IEEE, 2013.
- [311] Jongshin Lee, Yongsun Lee, Soo Min Oh, and B Kahng. Betweenness centrality of teams in social networks. *Chaos: An Interdisciplinary Journal of Nonlinear Science*, 31(6), 2021.
- [312] Guillaume St-Onge, Iacopo Iacopini, Vito Latora, Alain Barrat, Giovanni Petri, Antoine Allard, and Laurent Hébert-Dufresne. Influential groups for seeding and sustaining nonlinear contagion in heterogeneous hypergraphs. *Communications Physics*, 5(1):25, 2022.
- [313] Ming Xie, Xiu-Xiu Zhan, Chuang Liu, and Zi-Ke Zhang. An efficient adaptive degree-based heuristic algorithm for influence maximization in hypergraphs. *Information Processing & Management*, 60(2):103161, 2023.
- [314] Jongshin Lee, Kwang-Il Goh, Deok-Sun Lee, and B Kahng. (k, q)-core decomposition of hypergraphs. *Chaos, Solitons & Fractals*, 173:113645, 2023.
- [315] Marco Mancastroppa, Iacopo Iacopini, Giovanni Petri, and Alain Barrat. Hyper-cores promote localization and efficient seeding in higher-order processes. *Nature Communications*, 14(1):6223, 2023.
- [316] Austin R Benson. Three hypergraph eigenvector centralities. *SIAM Journal on Mathematics of Data Science*, 1(2):293–312, 2019.

- [317] Yang Zhao, Cong Li, Dinghua Shi, Guanrong Chen, and Xiang Li. Ranking cliques in higher-order complex networks. *Chaos: An Interdisciplinary Journal of Nonlinear Science*, 33(7), 2023.
- [318] Shuyu Li and Xiang Li. Influence maximization in hypergraphs: A self-optimizing algorithm based on electrostatic field. *Chaos, Solitons & Fractals*, 174:113888, 2023.
- [319] Xiaowen Xie, Xiuxiu Zhan, Zike Zhang, and Chuang Liu. Vital node identification in hypergraphs via gravity model. *Chaos: An Interdisciplinary Journal of Nonlinear Science*, 33(1), 2023.
- [320] Xiuming Zhao, Hongtao Yu, Shuxin Liu, and Xiaochun Cao. A general higher-order supracentrality framework based on motifs of temporal networks and multiplex networks. *Physica A: Statistical Mechanics and its Applications*, 614:128548, 2023.
- [321] Federico Battiston, Giulia Cencetti, Iacopo Iacopini, Vito Latora, Maxime Lucas, Alice Patania, Jean-Gabriel Young, and Giovanni Petri. Networks beyond pairwise interactions: Structure and dynamics. *Physics Reports*, 874:1–92, 2020.
- [322] Timothy E Goldberg. *Combinatorial Laplacians of simplicial complexes*. PhD thesis, Citeseer, 2002.
- [323] Ernesto Estrada and Grant J Ross. Centralities in simplicial complexes. applications to protein interaction networks. *Journal of Theoretical Biology*, 438:46–60, 2018.
- [324] Daniel Hern’andez Serrano, Juan Hern’andez-Serrano, and Dar’io S’anchez G’omez. Simplicial degree in complex networks. applications of topological data analysis to network science. *Chaos, Solitons & Fractals*, 137:109839, 2020.
- [325] Mark S Granovetter. The strength of weak ties. *American Journal of Sociology*, 78(6):1360–1380, 1973.
- [326] Ernesto Estrada and Philip A Knight. *A first course in network theory*. Oxford University Press, 2015.
- [327] Hyounghick Kim and Ross Anderson. Temporal node centrality in complex networks. *Physical Review E*, 85(2):026107, 2012.
- [328] Ioanna Tsalouchidou, Ricardo Baeza-Yates, Francesco Bonchi, Kewen Liao, and Timos Sellis. Temporal betweenness centrality in dynamic graphs. *International Journal of Data Science and Analytics*, 9:257–272, 2020.
- [329] Mahmoud Elmezain, Ebtesam A Othman, and Hani M Ibrahim. Temporal degree-degree and closeness-closeness: A new centrality metrics for social network analysis. *Mathematics*, 9(22):2850, 2021.
- [330] Laishui Lü, Kun Zhang, Ting Zhang, Xun Li, Jiahui Zhang, and Wei Xue. Eigenvector centrality measure based on node similarity for multilayer and temporal networks. *IEEE Access*, 7:115725–115733, 2019.
- [331] Laishui Lü, Kun Zhang, Ting Zhang, Dalal Bardou, Jiahui Zhang, and Ying Cai. Pagerank centrality for temporal networks. *Physics Letters A*, 383(12):1215–1222, 2019.
- [332] Laishui Lü, Kun Zhang, Dalal Bardou, Xun Li, Ting Zhang, and Wei Xue. Hits centrality based on inter-layer similarity for multilayer temporal networks. *Neurocomputing*, 423:220–235, 2021.
- [333] Jialin Bi, Ji Jin, Cunquan Qu, Xiuxiu Zhan, Guanghui Wang, and Guiying Yan. Temporal gravity model for important node identification in temporal networks. *Chaos, Solitons & Fractals*, 147:110934, 2021.
- [334] Jiu-Lei Jiang, Hui Fang, Sheng-Qing Li, and Wei-Min Li. Identifying important nodes for temporal networks based on the asam model. *Physica A: Statistical Mechanics and its Applications*, 586:126455, 2022.
- [335] Dane Taylor, Sean A Myers, Aaron Clauset, Mason A Porter, and Peter J Mucha. Eigenvector-based centrality measures for temporal networks. *Multiscale Modeling & Simulation*, 15(1):537–574, 2017.
- [336] Li Tao, Shengzhou Kong, Langzhou He, Fan Zhang, Xianghua Li, Tao Jia, and Zhen Han. A sequential-path tree-based centrality for identifying influential spreaders in temporal networks. *Chaos, Solitons & Fractals*, 165:112766, 2022.
- [337] Bofan Chen, Guyu Hou, and Aming Li. Temporal local clustering coefficient uncovers the hidden pattern in temporal networks. *Physical Review E*, 109(6):064302, 2024.
- [338] Raj Kumar Pan and Jari Saramäki. Path lengths, correlations, and centrality in temporal networks. *Physical Review E*, 84(1):016105, 2011.
- [339] Guojie Song, Yuanhao Li, Xiaodong Chen, Xinran He, and Jie Tang. Influential node tracking on dynamic social network: An interchange greedy approach. *IEEE Transactions on Knowledge and Data Engineering*, 29(2):359–372, 2016.
- [340] Da-Wen Huang and Zu-Guo Yu. Dynamic-sensitive centrality of nodes in temporal networks. *Scientific Reports*, 7(1):41454, 2017.

- [341] Qiangjuan Huang, Chengli Zhao, Xue Zhang, Xiaojie Wang, and Dongyun Yi. Centrality measures in temporal networks with time series analysis. *Europhysics Letters*, 118(3):36001, 2017.
- [342] Cunquan Qu, Xiuxiu Zhan, Guanghui Wang, Jianliang Wu, and Zi-ke Zhang. Temporal information gathering process for node ranking in time-varying networks. *Chaos: an Interdisciplinary Journal of Nonlinear Science*, 29(3), 2019.
- [343] Peyman Arebi, Afsaneh Fatemi, and Reza Ramezani. An effective approach based on temporal centrality measures for improving temporal network controllability. *Cybernetics and Systems*, pages 1–20, 2022.
- [344] Yan Li, Ying Zhao, Tianqi Xu, and Senlin Wu. Node importance research of temporal cpps networks for information fusion. *IEEE Transactions on Reliability*, 73(2):1291–1301, 2023.
- [345] Tianming Zhang, Junkai Fang, Zhengyi Yang, Bin Cao, and Jing Fan. Tatk: A temporal graph neural network for fast approximate temporal katz centrality ranking. In *Proceedings of the ACM on Web Conference 2024*, pages 527–538, 2024.
- [346] Enyu Yu, Yan Fu, Xiao Chen, Mei Xie, and Duanbing Chen. Identifying critical nodes in temporal networks by network embedding. *Scientific Reports*, 10(1):12494, 2020.
- [347] Enyu Yu, Yan Fu, Junlin Zhou, Hongliang Sun, and Duanbing Chen. Predicting critical nodes in temporal networks by dynamic graph convolutional networks. *Applied Sciences*, 13(12):7272, 2023.
- [348] Longyun Wang, Jianhong Mou, Bitao Dai, Suoyi Tan, Mengsi Cai, Huan Chen, Zhen Jin, Guiquan Sun, and Xin Lu. Influential nodes identification based on hierarchical structure. *Chaos, Solitons & Fractals*, 186:115227, 2024.
- [349] Robert Poulin, M-C Boily, and Benoît R Mâsse. Dynamical systems to define centrality in social networks. *Social Networks*, 22(3):187–220, 2000.
- [350] Yue-Jin Tan, Jun Wu, H Zh Deng, et al. Evaluation method for node importance based on node contraction in complex networks. *Systems Engineering-Theory Practice*, 11(11):79–83, 2006.
- [351] Hu Qingcheng, Yin Yanshen, MA Pengfei, Gao Yang, Zhang Yong, and Xing Chunxiao. A new and most influential node discovery method in network propagation. *Chinese Journal of Physics*, 23(14):11, 2013.