

# Fractional Brownian Motion with Negative Hurst Exponent

Baruch Meerson<sup>1,\*</sup> and Pavel V. Sasorov<sup>2,†</sup>

<sup>1</sup>*Racah Institute of Physics, Hebrew University of Jerusalem, Jerusalem 91904, Israel*

<sup>2</sup>*ELI Beamlines Facility, Extreme Light Infrastructure ERIC, 252 41 Dolni Brezany, Czech Republic*

Fractional Brownian motion (fBm) is an important scale-invariant Gaussian non-Markovian process with stationary increments, which serves as a prototypical example of a system with long-range temporal correlations and anomalous diffusion. The fBm is traditionally defined for the Hurst exponent  $H$  in the range  $0 < H < 1$ . Here we extend this definition to the strongly anti-persistent regime  $-1/2 < H < 0$ . The extended fBm is not a pointwise process, so we regularize it via a local temporal averaging with a narrow filter. The extended fBm turns out to be stationary, and we derive its autocorrelation function. The stationarity implies a complete arrest of diffusion in this region of  $H$ . We also determine the variance of a closely related Gaussian process: the stationary fractional Ornstein-Uhlenbeck (fOU) process, extended to the range  $-1/2 < H < 0$  and smoothed in the same way as the fBm. Remarkably, the smoothed fOU process turns out to be insensitive to the strength of the confining potential. Finally, we determine the optimal paths of the conditioned fBm and fOU processes for  $-1/2 < H < 0$ . In the marginal case  $H = 0$ , our results match continuously with known results for the traditionally defined fBm and fOU processes.

## I. INTRODUCTION

The Mandelbrot – van Ness fractional Brownian motion (fBm) [1–3] provides a prototypical example of a random process with long-range temporal correlations, and it has found many applications, ranging from anomalous diffusion in the living cell to hydrology, telecommunications, and financial time series [4]. The fBm  $x(t)$  is a scale-invariant Gaussian process with stationary increments, which can be defined by its autocorrelation function [2]

$$\kappa(t_1, t_2) \equiv \langle x(t_1)\xi(t_2) \rangle = D (|t_1|^{2H} + |t_2|^{2H} - |t_1 - t_2|^{2H}) , \quad (1)$$

where  $\langle \dots \rangle$  denotes ensemble averaging.

The Hurst exponent  $H$ , which appears in Eq. (1), is in the range  $0 < H < 1$ . Our objective here is to extend the fBm process to the strongly anti-persistent range  $-1/2 < H < 0$ . It is known that, when the Hurst exponent of a scale-invariant process is negative, the process is very singular at short times [5]. On the other hand, as we will see below, the extended fBm, when properly regularized, has some interesting properties, which are worth a detailed analysis, and can find useful applications.

We start Sec. II with a formal definition of the “bare” (that is, non-regularized) fBm process with  $-1/2 < H < 0$ , which is based on a straightforward extension of the fractional Gaussian noise (fGn) to the region of  $-1/2 < H < 0$ . Then we introduce, in Sec. IIB a regularized, or smoothed fBm process and study its properties. In Sec. IIC we use the smoothed fBm to reconstruct the smoothed fGn which drives it. In Sec. III we study the optimal (that is, most likely) path of the smoothed fBm process, which provide an additional insight into the problem. Section IV addresses the fractional Ornstein-Uhlenbeck (fOU) process, extended to the regions of  $-1/2 < H < 0$  in a similar manner. Finally, Sec. V presents a brief discussion of our results.

## II. FRACTIONAL GAUSSIAN NOISE AND FRACTIONAL BROWNIAN MOTION FOR $-1/2 < H < 0$

### A. Bare process

The fBm  $x(t)$  in one dimension can be described in terms of the Langevin equation

$$\dot{x} = \xi(t) , \quad (2)$$

---

\* meerson@mail.huji.ac.il

† pavel.sasorov@gmail.com

where  $\xi(t)$  is the centered fractional Gaussian noise (fGn) [2]. In the traditional range  $0 < H < 1$ , the autocorrelation function of the fGn,  $c(t_1 - t_2) = \langle \xi(t_1)\xi(t_2) \rangle$  is well known [2, 3]:

$$c(\tau) = 2DH \frac{d}{d\tau} (|\tau|^{2H-1} \text{sign } \tau) \equiv D \frac{d^2}{d\tau^2} |\tau|^{2H}, \quad 0 < H < 1, \quad (3)$$

while the spectral density of the fGn – the Fourier transform  $c_\omega$  of  $c(\tau)$  is

$$c_\omega = \int_{-\infty}^{\infty} dt c(t) e^{i\omega t} = 2D \sin(\pi H) \Gamma(2H + 1) |\omega|^{1-2H}, \quad 0 < H < 1, \quad (4)$$

where  $\Gamma(z)$  is the gamma function. As one can see, Eqs. (3) and (4) remain perfectly reasonable, after a sign change, also for  $-1/2 < H < 0$ . Therefore, we can formally extend the definition of the fGn to this range by postulating the following autocorrelation function:

$$c(\tau) = -2DH \frac{d}{d\tau} (|\tau|^{2H-1} \text{sign } \tau) \equiv -D \frac{d^2}{d\tau^2} |\tau|^{2H}, \quad -1/2 < H < 0, \quad (5)$$

or the spectral density

$$c_\omega = \int_{-\infty}^{\infty} dt c(t) e^{i\omega t} = 2D |\sin(\pi H)| \Gamma(2H + 1) |\omega|^{1-2H}, \quad -1/2 < H < 0. \quad (6)$$

Now we can use the Langevin equation (2) to extend the definition of the fBm to the non-traditional range  $-1/2 < H < 0$ . By virtue of its Gaussianity, the (centered) extended fBm is fully determined by its autocorrelation function  $\kappa(t_1, t_2)$  which we will now calculate. Using Eqs. (2) and (5) and formally demanding  $x(t = -\infty) = 0$ , we obtain

$$\begin{aligned} \kappa(t_1, t_2) &= \int_{-\infty}^{t_1} d\tau_1 \int_{-\infty}^{t_2} d\tau_2 \langle \xi(\tau_1) \xi(\tau_2) \rangle = \int_{-\infty}^{t_1} d\tau_1 \int_{-\infty}^{t_2} d\tau_2 c(\tau_1 - \tau_2) \\ &= D \int_{-\infty}^{t_1} d\tau_1 \int_{-\infty}^{t_2} d\tau_2 \frac{\partial^2}{\partial \tau_1 \partial \tau_2} |\tau_1 - \tau_2|^{2H} = D |t_1 - t_2|^{2H}, \quad -1/2 < H < 0. \end{aligned} \quad (7)$$

(Note that due to  $H < 0$ , the boundary terms at  $-\infty$ , resulting from the integrations over  $\tau_1$  and  $\tau_2$ , vanish.)

The autocorrelation function (7) describes a scale-invariant process, in analogy with the standard fBm. However, in contrast to the standard fBm which only has stationary increments, the extended fBm is a *stationary* process. Another important difference is that the extended fBm has an infinite variance of fluctuations in every point, so it is not a point-wise process [5]. Here we note that a nonexistence of “bare” one-point statistics (sometimes referred to as the ultraviolet catastrophe) is sometimes encountered in macroscopic models of stochastic processes and fields, such as fluctuating growing interfaces [6, 7], mass or energy transport in diffusive lattice gases [8], etc.

We will use a standard remedy against the ultraviolet catastrophe shortly. Prior to that, however, we present an equivalent alternative definition of the fBm extended into the range  $-1/2 < H < 0$ . It employs a Riemann-Liouville fractional integral – a convolution of the white Gaussian noise  $\eta(t)$  [so that  $\langle \eta(t_1)\eta(t_2) \rangle = \delta(t_1 - t_2)$ ] with a power-law kernel:

$$x(t) = a_H \int_{-\infty}^t (t - \tau)^{H-\frac{1}{2}} \eta(\tau) d\tau, \quad -1/2 < H < 0, \quad (8)$$

where

$$a_H = \frac{\pi^{1/4} D^{1/2} 2^{H+\frac{1}{2}}}{\sqrt{\Gamma(-H)\Gamma(H+1/2)}}.$$

As one can check by a direct calculation, the autocorrelation function  $\langle x(t_1)x(t_2) \rangle$  of this centered Gaussian process is identical to  $\kappa(t_1, t_2)$  in Eq. (7), so the two processes are indeed identical.

## B. Smoothed fBm for $-1/2 < H < 0$

The non-point-wise extended fBm can be treated as a Schwartz distribution. Therefore, in the spirit of earlier works, see e.g. Refs. [5, 7, 8], we introduce a *smoothed* extended fBm,  $x_\Delta(t)$ , constructed through local temporal

averaging of the bare process  $x(t)$  with a narrow filter around each point of time  $t$ :

$$x_\Delta(t) \equiv \int_{-\infty}^{\infty} g(t-\tau)x(\tau)d\tau. \quad (9)$$

Here  $g(\dots)$  is a local filter function normalized to 1,  $\int_{-\infty}^{\infty} g(z)dz = 1$ , which falls off on a characteristic time scale  $\Delta$ . The smoothed process is still Gaussian, and it is fully characterized by its autocorrelation function

$$\kappa_\Delta(t_1 - t_2) = \langle x_\Delta(t_1)x_\Delta(t_2) \rangle = \int_{-\infty}^{\infty} d\tau_1 \int_{-\infty}^{\infty} d\tau_2 g(t_1 - \tau_1)g(t_2 - \tau_2)\kappa(\tau_1 - \tau_2), \quad (10)$$

where  $\kappa(t_1 - t_2)$  is the autocorrelation function of the “bare” process presented in Eq. (7). For concrete calculations we will adopt a Gaussian filter function

$$g(t) = \frac{e^{-\frac{t^2}{2\Delta^2}}}{\sqrt{2\pi\Delta^2}}. \quad (11)$$

To evaluate the double integral in Eq. (10), we use the spectral density of the bare process:

$$K(\omega) = \int_{-\infty}^{\infty} \kappa(\tau)e^{i\omega\tau}d\tau = -2D \sin(\pi H)\Gamma(2H+1)|\omega|^{-2H-1}, \quad (12)$$

which has an additional factor  $|\omega|^{-2}$  compared with Eq. (6). Now, using Eq. (11) and replacing  $\kappa_\Delta(\tau_1 - \tau_2)$  in Eq. (10) by its inverse Fourier transform,  $\kappa_\Delta(\tau) = (2\pi)^{-1} \int_{-\infty}^{\infty} K(\omega)e^{-i\omega\tau}d\omega$ , one can easily evaluate the resulting integrals over  $\tau_1$  and  $\tau_2$ . What remains is to evaluate the integral over  $\omega$ , and we finally obtain

$$\kappa_\Delta(\tau) = \frac{D(2\Delta)^{2H}\Gamma(H+1/2){}_1F_1\left(-H; \frac{1}{2}; -\frac{\tau^2}{4\Delta^2}\right)}{\sqrt{\pi}}, \quad -1/2 < H < 0, \quad (13)$$

where  ${}_1F_1(a; b; z)$  is the Kummer confluent hypergeometric function. The spectral density  $K_\Delta(\omega)$  of the smoothed fBm,

$$K_\Delta(\omega) = -2D \sin(\pi H)\Gamma(2H+1)e^{-\Delta^2\omega^2}|\omega|^{-2H-1}, \quad -1/2 < H < 0, \quad (14)$$

differs from  $K(\omega)$  from Eq. (12) only by the factor  $e^{-\Delta^2\omega^2}$ . This factor is crucial at high frequencies, which corresponds to short times.

Let us consider some useful limits of Eq. (13). Setting  $\tau = 0$ , we obtain the variance of the smoothed extended fBm,

$$\text{Var}(H, \Delta) = \frac{D(2\Delta)^{2H}\Gamma(H+1/2)}{\sqrt{\pi}}, \quad -1/2 < H < 0. \quad (15)$$

As  $\Delta$  goes to zero, the variance diverges. This is of course to be expected, since the limit of  $\Delta \rightarrow 0$  brings us back to the bare process. Importantly, the scaling behavior  $\text{Var}(H, \Delta) \sim D(\Delta)^{2H}$  is universal for any reasonable filter function  $g(t)$ .

The variance also diverges, as  $\sim (H+1/2)^{-1}$ , at  $H \rightarrow -1/2$ , where the autocorrelation function  $\kappa(\tau)$  of the bare process becomes  $D/|\tau|$ . An inspection of Eq. (12) shows that, as  $H$  approaches  $-1/2$ , the spectral density  $K(\omega)$  of the bare fBm becomes  $(H+1/2)^{-1}D$  and is independent of  $\omega$ . Correspondingly, the quantity  $(H+1/2)\kappa(\tau)$  behaves as  $D\delta(\tau)$ .

Further, the  $|\tau| \gg \Delta$  asymptotic of  $\kappa_\Delta(\tau)$ ,

$$\kappa_\Delta(|\tau| \gg \Delta) \simeq D|\tau|^{2H}, \quad -1/2 < H < 0, \quad (16)$$

coincides with the autocorrelation function (7) of the bare process: the smoothing is not felt (and not needed) at sufficiently long times.

Still one more instructive limit is  $H \rightarrow -0$ , where Eq. (15) predicts

$$\text{Var}(0, \Delta) = D, \quad (17)$$

independently of  $\Delta$ . To better appreciate this result, let us compare it with the  $H \rightarrow 0$  limit of the variance of a different but related stationary Gaussian process: the fractional Ornstein-Uhlenbeck (fOU) process [9, 10], which describes a standard fBm confined by a quadratic external potential. The fOU process is defined by the non-Markovian Langevin equation

$$\dot{x} = -kx + \xi(t), \quad 0 < H < 1, \quad (18)$$

where  $\xi(t)$  is the “standard” fGn, and  $k > 0$ . The variance of this stationary process is known [11, 12]:

$$\text{Var}_{\text{fOU}}(H, k) = \frac{D\Gamma(2H+1)}{k^{2H}}, \quad 0 < H < 1. \quad (19)$$

As  $H \rightarrow +0$ , this expression simplifies to  $\text{Var}_{\text{fOU}}(0, k) = D$  which perfectly coincides with Eq. (17). This remarkable agreement occurs because, at the borderline value  $H = 0$ , both the  $\Delta$ -dependence in Eq. (15), and the  $k$ -dependence in Eq. (19) drop out.

The left panel of Fig. 1 depicts the variance (15) of the smoothed fBm as a function of  $H$  for three different values of  $\Delta$ . The right panel shows the autocorrelation function (13) versus  $\tau$  for  $\Delta = 0.05$  and three different values of  $H$  from the interval  $-1/2 < H < 0$ .

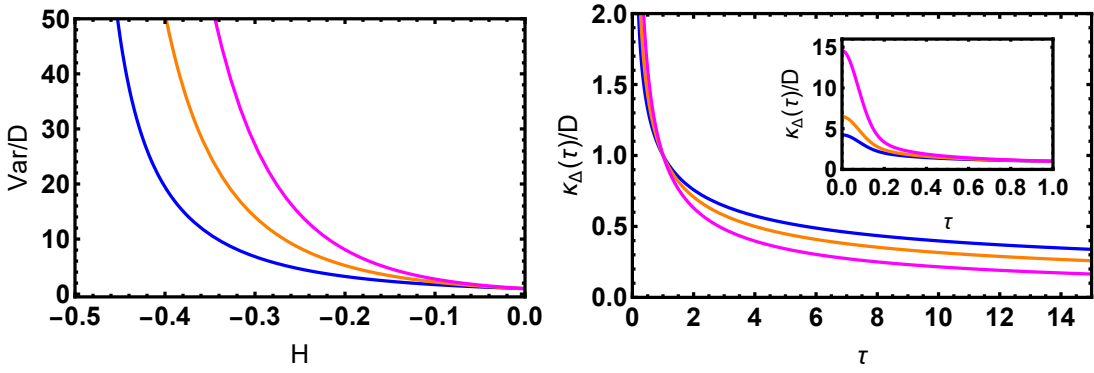


FIG. 1. Left: The variance of the smoothed fBm versus  $H$ , as predicted by Eq. (34), for  $\Delta = 0.1, 0.03$  and  $0.01$  (from bottom to top). At  $H \rightarrow 0$  the three graphs converge to the same point  $\text{Var}/D = 1$ . Right: the autocorrelation function (13) versus  $\tau$  for three different values of  $H = -1/5, -1/4$  and  $-1/3$ , and  $\Delta = 0.05$ . The inset emphasizes the small- $\tau$  region.

### C. Smoothed fGn for $-1/2 < H < 0$

Once the smoothed fBm  $x_\Delta(t)$  is defined, it is interesting to identify the smoothed fGn  $\xi_\Delta(t)$ , which drives this fBm as described by the Langevin equation

$$\frac{dx_\Delta(t)}{dt} = \xi_\Delta(t). \quad (20)$$

Since  $\xi_\Delta(t)$  is a centered stationary Gaussian process, it is fully determined by its autocorrelation function. The latter can be calculated once the autocorrelation function (13) of the smoothed fBm is known. We obtain

$$\begin{aligned} c_\Delta(t_1 - t_2, H, \Delta) &\equiv \langle \xi_\Delta(t_1) \xi_\Delta(t_2) \rangle = \left\langle \frac{dx_\Delta(t_1)}{dt_1} \frac{dx_\Delta(t_2)}{dt_2} \right\rangle = \frac{\partial^2}{\partial t_1 \partial t_2} \kappa_\Delta(t_1 - t_2) \\ &= - \frac{4^H H D \Delta^{2H-4} \Gamma(H + \frac{1}{2}) \left[ (H-1) \tau^2 {}_1F_1\left(2-H; \frac{5}{2}; -\frac{\tau^2}{4\Delta^2}\right) + 3\Delta^2 {}_1F_1\left(1-H; \frac{3}{2}; -\frac{\tau^2}{4\Delta^2}\right) \right]}{3\sqrt{\pi}} \end{aligned} \quad (21)$$

where  $\tau = t_1 - t_2$ . Figure 2 shows a plot of  $c_\Delta(\tau)$  as a function of  $\tau$  for  $H = -1/5$  and  $\Delta = 1/10$ . Note that, at  $H \rightarrow 0$ ,  $c_\Delta(\tau)$  vanishes identically for all  $\tau$ .

The variance of the smoothed fGn  $\xi_\Delta(t)$ , as follows from Eq. (21), is

$$\text{Var}_\xi(H, \Delta) \equiv c_\Delta(t, t) = \frac{4^H D \Delta^{2H-2} |H| \Gamma(H + \frac{1}{2})}{\sqrt{\pi}}. \quad (22)$$

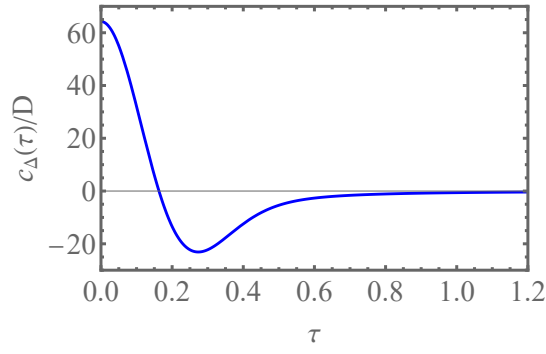


FIG. 2. The autocorrelation function  $c_\Delta(\tau)$  of the smoothed fGn, see Eq. (21), for  $H = -1/5$  and  $\Delta = 1/10$ .

Comparing it with the variance of the smoothed fBm, Eq. (15), we obtain a simple relation

$$\frac{\text{Var}_\xi(H, \Delta)}{\text{Var}(H, \Delta)} = \frac{\Delta^2}{|H|}. \quad (23)$$

Figure 3 depicts  $\text{Var}_\xi(H, \Delta)$  as a function of  $H$  for three values of  $\Delta$ .

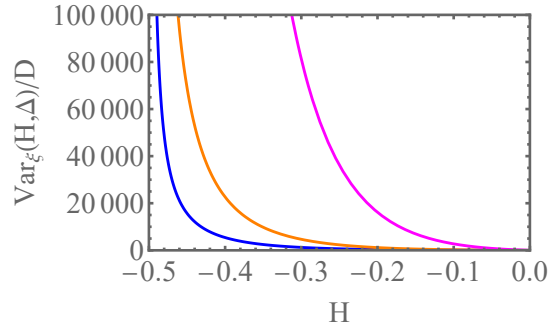


FIG. 3. The variance  $\text{Var}_\xi(H, \Delta)$  of the smoothed fGn, as described by Eq. (22), as a function of  $H$  for  $\Delta = 0.05, 0.03$  and  $0.01$  (from bottom to top).

In its turn, Fig. 4 shows examples of stochastic realizations of the (time-discretized) smoothed fBm and fGn processes for  $H = -1/5$  and  $\Delta = 1/10$  as described by the autocorrelation functions (13) and (21), respectively. These realizations were generated using the discretized covariance method [13].

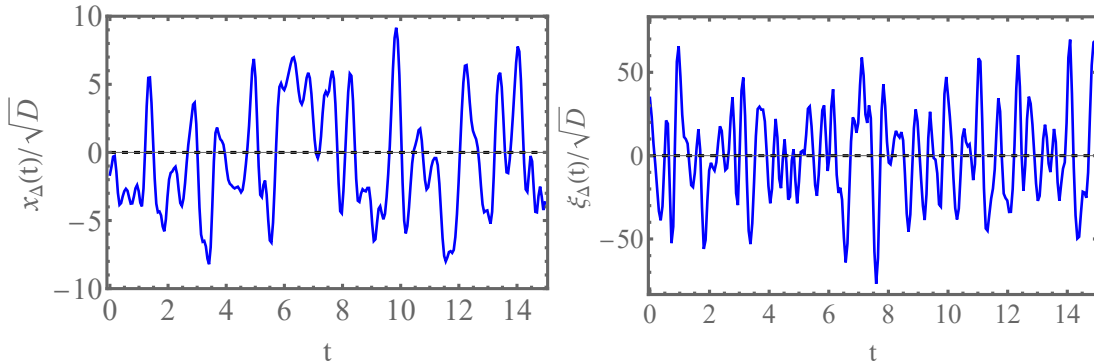


FIG. 4. Examples of stochastic realizations of the (time-discretized) smoothed processes – the fBm (left panel) and the fGn (right panel) – for  $H = -2/5$  and  $\Delta = 0.1$ .

### III. OPTIMAL FLUCTUATIONS OF THE SMOOTHED EXTENDED FBM

An additional insight into the smoothed extended fBm process is provided by the optimal fluctuation method (OFM), sometimes also called “geometrical optics”, see e.g. Refs. [15, 16]. As we will see shortly, the OFM exactly reproduces our result of Secs. II B for the variance of this process. It also predicts the optimal – that is, the most likely – path of the conditioned smoothed process, which dominates the distribution tails of the process.

A starting point of the OFM for the smoothed extended fBm is a path integral of the bare extended fBm  $x(t)$ , which involves the Gaussian action functional [17]

$$\mathcal{S}[x(t)] = \frac{1}{2} \int_{-\infty}^{\infty} dt_1 \int_{-\infty}^{\infty} dt_2 K(t_1 - t_2) x(t_1) x(t_2). \quad (24)$$

Here  $K(t_1 - t_2)$  is the inverse kernel to the autocorrelation function  $\kappa(t_1 - t_2)$  of the bare fBm, presented in Eq. (5). The inverse kernel is defined by the relation

$$\int_{-\infty}^{\infty} dt'' K(t - t'') \kappa(t' - t'') = \delta(t - t'). \quad (25)$$

As we will see shortly, the explicit form of this kernel  $K$  will not be needed, as it also happens in other relatively simple problems of this type [15, 18, 19].

We condition the smoothed process  $x_{\Delta}(t)$  on reaching a certain value  $X$  at some time. Since the process is stationary, we can arbitrarily set the time of this event to zero and demand

$$x_{\Delta}(t=0) = \int_{-\infty}^{\infty} g(t') x(t') dt' = X. \quad (26)$$

The large- $|X|$  tails of the probability density  $\mathcal{P}(X)$  are dominated by the *optimal path*  $x(t)$  which minimizes the Gaussian action (24) subject to the condition (26) and the condition

$$x_{\Delta}(t \rightarrow -\infty) = 0. \quad (27)$$

The latter condition implies that  $x(t \rightarrow -\infty) = 0$  for the bare process as well.

We accommodate the condition (26) by introducing a modified action

$$\mathcal{S}_{\lambda}[x(t)] = \mathcal{S}[x(t)] - \lambda \int_{-\infty}^{\infty} g(t) x(t) dt, \quad (28)$$

where  $\mathcal{S}[x(t)]$  is given by Eq. (24). The Lagrange multiplier  $\lambda$  is to be ultimately expressed through  $X$  and the rest of the parameters of the problem. Having found the optimal path, we can evaluate the probability distribution  $\mathcal{P}(X) \sim \exp(-S)$  up to a pre-exponential factor by determining the action along the optimal path. It is more convenient, however, to use a shortcut in the form of the relation

$$\frac{dS}{dX} = \lambda(X), \quad (29)$$

which reflects the fact that  $X$  and  $\lambda$  are conjugate variables, see, e.g. Ref. [20]. Equation (29) makes it possible to calculate the action once the Lagrange multiplier  $\lambda$  is expressed through  $X$ .

Demanding that the linear variation of the modified action (28) vanish, we arrive at a linear integral equation for the optimal path of the bare process:

$$\int_{-\infty}^{\infty} K(t' - \tau) x(\tau) d\tau = \lambda g(t'). \quad (30)$$

This equation can be easily solved by multiplying the both sides by  $\kappa(t - t')$ , integrating over  $t'$  from  $-\infty$  to  $\infty$ , and using the definition (25) of the inverse kernel. The resulting solution is

$$x(t) = \lambda \int_{-\infty}^{\infty} g(t') \kappa(t - t') dt' = \frac{2^H D \lambda \Delta^{2H} \Gamma(H + \frac{1}{2}) {}_1F_1\left(-H; \frac{1}{2}; -\frac{t^2}{2\Delta^2}\right)}{\sqrt{\pi}}, \quad -1/2 < H < 0. \quad (31)$$

As one can check, the boundary condition (27) is obeyed automatically.

Now we evaluate

$$\int_{-\infty}^{\infty} g(t)x(t)dt = -\frac{D\lambda\Delta^{2H}\sin(\pi H)\Gamma(-H)\Gamma(2H+1)}{\pi} \quad (32)$$

and determine  $\lambda$  from Eq. (26). We obtain

$$\lambda = \lambda(X) = \frac{\sqrt{\pi}(2\Delta)^{-2H}X}{D\Gamma(H+1/2)}, \quad -1/2 < H < 0. \quad (33)$$

As a result, the optimal path of the bare process is the following:

$$\frac{x(t)}{X} = 2^{-H} {}_1F_1\left(-H; \frac{1}{2}; -\frac{t^2}{2\Delta^2}\right), \quad -1/2 < H < 0. \quad (34)$$

Its short- and long-time asymptotics are

$$\frac{x(t)}{X} = \begin{cases} 2^{-H} \left(1 + \frac{Ht^2}{\Delta^2} + \dots\right), & t \rightarrow 0, \\ \frac{2^{-2H}\sqrt{\pi}}{\Gamma(H+1/2)} \left(\frac{|t|}{\Delta}\right)^{2H} + \dots, & |t| \rightarrow \infty. \end{cases} \quad (35)$$

Note that, although the bare process is not a point-wise function (recall that we consider  $-1/2 < H < 0$ ), the optimal path of the bare process is not only a point-wise function, but also regular. As one can see from the second line of Eq. (35),  $x(t)$  goes to zero at  $t \rightarrow \pm\infty$ , which verifies a posteriori the boundary condition (27). Further, the bare optimal path reaches its maximum at  $t = 0$ , and the value of the maximum is independent of the regularization scale  $\Delta$ . The left panel of Fig. 5 shows the bare optimal path  $x(t)$  at fixed  $\Delta = 0.1$  and three different values of  $-1/2 < H < 0$ . The right panel of the same figure shows the bare optimal path at fixed  $H = -1/4$  and three different values of  $\Delta$ .

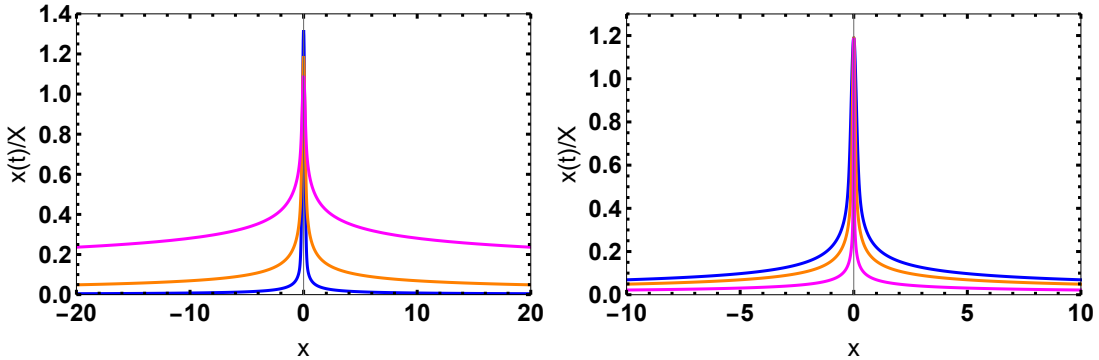


FIG. 5. The optimal path  $x(t)$  as predicted by Eq. (34). Left panel: at fixed  $\Delta = 0.1$  and three values of  $H$ :  $-2/5$ ,  $-1/4$  and  $-1/8$  (from bottom to top). Right panel: at fixed  $H = -1/4$  and three values of  $\Delta$ :  $0.1$ ,  $0.05$  and  $0.01$  (from top to bottom).

Now we can calculate the action by using Eqs. (29) and (33):

$$S(X, H, \Delta) = \int_0^X dX \lambda(X) = \frac{2^{-2H-1}\sqrt{\pi}\Delta^{-2H}X^2}{D\Gamma(H+1/2)}, \quad -1/2 < H < 0. \quad (36)$$

Since the process is Gaussian, what is left is to normalize the distribution  $\mathcal{P}(X) \sim \exp[-S(X, H, \Delta)]$  to unity. As to be expected, the variance of  $X$ , as described by Eq. (36), perfectly agrees with the exact result in Eq. (15).

It is also of interest to determine the optimal path  $x_\Delta(t)$  of the smoothed process defined by Eq. (9). A straightforward way to do it is to plug Eq. (34) into Eq. (9) and evaluate the resulting integral by using the direct and inverse Fourier transforms. A more elegant way is to use the fact that, in terms of the optimal path of the smoothed process, the Gaussian action has the form of Eq. (24) with  $K(t_1 - t_2)$  replaced by  $K_\Delta(t_1 - t_2)$ : the inverse kernel for the

autocorrelation function  $\kappa_\Delta(t_1 - t_2)$  determined by Eq. (13). Rewriting the condition  $x_\Delta(t = 0) = X$  as an integral constraint

$$\int_{-\infty}^{\infty} x_\Delta(t) \delta(t) dt = X, \quad (37)$$

and performing the minimization of the modified action, we arrive at the integral equation

$$\int_{-\infty}^{\infty} K_\Delta(t - t') x_\Delta(t') dt' = \lambda \delta(t). \quad (38)$$

Its solution is obvious:

$$x_\Delta(t) = \lambda \kappa_\Delta(t), \quad (39)$$

leading to the final result

$$\frac{x_\Delta(t)}{X} = {}_1F_1\left(-H; \frac{1}{2}; -\frac{t^2}{4\Delta^2}\right). \quad (40)$$

Comparing the optimal path (40) of the smoothed process with the optimal path of the bare process, Eq. (34), we notice a difference in the third arguments of the Kummer function, and the presence of the additional factor  $2^{-H}$  in Eq. (34). Notably, the normalized ratio  $x_\Delta(t)/x_\Delta(0)$ , as described by Eq. (40), perfectly coincides with the normalized autocorrelation function  $\kappa_\Delta(t)/\kappa_\Delta(0)$ , see Eq. (13). This is just one more instance of a general property of optimal paths of Gaussian processes, conditioned on reaching a specified value at a point [12, 15, 18, 19].

#### IV. FRACTIONAL ORNSTEIN-UHLENBECK PROCESS FOR $-1/2 < H < 0$

One can extend the standard fOU process, defined by Eq. (18), to the region of  $-1/2 < H < 0$  in a similar way, by using the extended fGn  $\xi(t)$ . The autocorrelation function of the bare fOU process can be obtained by a straightforward calculation, similar to the one in Sec. II A, and the result is

$$\kappa^{\text{fOU}}(\tau) = D \left[ |\tau|^{2H} {}_1F_2\left(1; H + \frac{1}{2}, H + 1; \frac{k^2 \tau^2}{4}\right) - k^{-2H} \Gamma(2H + 1) \cosh(k\tau) \right], \quad -1/2 < H < 0. \quad (41)$$

This expression also follows from a formal extension to the range  $-1/2 < H < 0$  of the autocorrelation function for the standard fOU process,  $0 < H < 1$  [9, 12]. One only needs to change the sign there so that the spectral density of the fGn remains positive, as in Eq. (5).

The variance  $\kappa^{\text{fOU}}(\tau = 0)$  of this stationary Gaussian process diverges, hence we define a smoothed process  $x_\Delta^{\text{fOU}}(t)$  by using Eq. (9) with the same filter function (11) as before. Calculating the variance of the smoothed process for the same filter function (11), we obtain

$$\text{Var}^{\text{fOU}}(H, k, \Delta) = \frac{4^H |H| D k^{-2H} \Gamma(H + 1/2) e^{k^2 \Delta^2} \Gamma(H, k^2 \Delta^2)}{\sqrt{\pi}}, \quad -1/2 < H < 0. \quad (42)$$

where  $\Gamma(a, z)$  is the incomplete gamma function. As to be expected, for  $k = 0$  Eq. (42) brings us back to Eq. (15) for the smoothed fBm. The variance (42) diverges at  $\Delta \rightarrow 0$ , also as to be expected for a non-point-wise bare process.

Of most interest, however, is the asymptotic of  $0 < k\Delta \ll 1$ , when the regularization scale  $\Delta$  is nonzero but small compared with the characteristic relaxation time  $1/k$  of the fOU process. In the leading order, this asymptotic,

$$\text{Var}^{\text{fOU}}(H, k, \Delta \ll 1/k) \simeq \frac{D(2\Delta)^{2H} \Gamma(H + 1/2)}{\sqrt{\pi}}, \quad -1/2 < H < 0, \quad (43)$$

is independent of  $k$ . Remarkably, it perfectly coincides with the small- $\Delta$  variance for the pure smoothed fBm, see Eq. (15). As a result, it also matches continuously with the variance of the standard fOU process,  $0 < H < 1$ , at the borderline value  $H = 0$  [21]. Finally, the variance of the smoothed fOU process diverges at  $H = -1/2$ .

Figure 6 shows the  $H$ -dependence of the variance (42) of the smoothed fOU process for  $k = 1$  and three different values of  $\Delta$ .

We also calculated the spectral density (the Fourier transform of the autocorrelation function) of the smoothed fOU process:

$$\tilde{\kappa}_\omega^{\text{fOU}} = \frac{2D e^{-\Delta^2 \omega^2} \sin(\pi|H|) \Gamma(2H + 1) |\omega|^{1-2H}}{k^2 + \omega^2}. \quad (44)$$

The autocorrelation function  $\kappa^{\text{fOU}}(\tau)$  itself is given by the inverse Fourier transform,  $\tilde{\kappa}^{\text{fOU}}(\tau) = (2\pi)^{-1} \int_{-\infty}^{\infty} \tilde{\kappa}_\omega^{\text{fOU}} e^{i\omega\tau} d\omega$ .



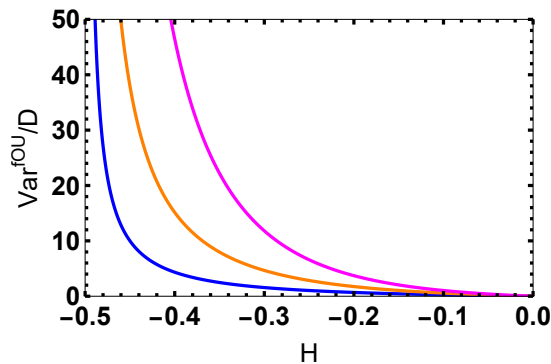


FIG. 6. The variance of the smoothed fOU process versus  $H$ , as predicted by Eq. (42), for  $k = 1$  and  $\Delta = 0.3, 0.1$  and  $0.03$ , from bottom to top.

## V. DISCUSSION

As demonstrated above, the fractional Brownian motion (fBm), when extended to the strongly anti-persistent regime of  $-1/2 < H < 0$  and smoothed, exhibits intriguing and nontrivial properties. A similarly interesting behavior characterizes the extended fractional Ornstein-Uhlenbeck (fOU) process. One particularly notable feature of the latter is that the process's variance is independent of the strength of the harmonic confining potential. The extended fBm and fOU processes may prove valuable in modeling a wide range of systems characterized by strongly anti-persistent stationary noise.

An interesting direction for future investigation would be to experimentally test our prediction of complete diffusion arrest – which can be also called diffusion localization – within the range  $-1/2 < H < 0$ . Such an experiment would require tracking the motion of overdamped particles subjected to smoothed fractional Gaussian noise (fGn) in this strongly anti-persistent regime. Crucially, the externally applied fGn should dominate over thermal noise. Furthermore, it would be fascinating to test the counterintuitive prediction that, under these conditions, the stationary distribution of particle positions becomes nearly independent of the strength of the harmonic potential. A promising experimental platform for these investigations is colloidal suspensions driven by externally controlled optical forces, such as those employed in the recent study by Roichman's group [22].

## ACKNOWLEDGMENTS

We are grateful to Yael Roichman and Naftali R. Smith for useful discussions. B. M. was supported by the Israel Science Foundation (Grant No. 1499/20).

- 
- [1] A. N. Kolmogorov, C. R. Dokl. Acad. Sci. URSS **26**, 115 (1940).
  - [2] B. B. Mandelbrot and J. W. van Ness, SIAM Review **10**, 422 (1968).
  - [3] H. Qian, in “*Processes with Long-Range Correlations. Theory and Applications*”, edited by G. Rangarajan and M. Ding (Springer, Berlin, 2003), p. 22.
  - [4] W. C. Chow, WIREs Comp. Stat. **3**, 149 (2011).
  - [5] C. Monthus, arXiv:2505.16356.
  - [6] J. Krug, Adv. Phys. **46**, 139 (1997).
  - [7] N. R. Smith, B. Meerson and P. V. Sasorov, Phys. Rev. E **95**, 012134 (2017).
  - [8] E. Bettelheim and B. Meerson, J. Stat. Mech. (2024) 113204.
  - [9] P. Cheredito, H. Kawaguchi, and M. Maejima, Electron. J. Probab. **8**, 1 (2003).
  - [10] T. Kaarakka, *Fractional Ornstein-Uhlenbeck Processes* (Tampere Univ. Technol., Tampere, Finland, 2015).
  - [11] T. Guggenberger, A. Chechkin, and R. Metzler, J. Phys. A: Math. Theor. **54**, 29 (2021).
  - [12] B. Meerson and P. V. Sasorov, J. Phys. A: Math. Theor. **57**, 445002 (2024).
  - [13] C. E. Rasmussen and C. K. I. Williams, *Gaussian Processes for Machine Learning* (The MIT Press, Boston, 2006).
  - [14] B. Meerson and N. R. Smith, J. Phys. A: Math. Theor. **52**, 415001 (2019).

- [15] B. Meerson and G. Oshanin, Phys. Rev. E **105**, 064137 (2022).
- [16] A. K. Hartmann and B. Meerson, Phys. Rev. E **109**, 014146 (2024).
- [17] J. Zinn-Justin, *Quantum Field Theory and Critical Phenomena*, International Series of Monographs on Physics, 4th ed. (Clarendon, Oxford, UK, 2002).
- [18] B. Meerson, Phys. Rev. E **105**, 034106 (2022); **107**, 039902(E) (2023).
- [19] A. Valov, N. Levi, and B. Meerson, Phys. Rev. E **110**, 024138 (2024).
- [20] F. D. Cunden, P. Facchi, and P. Vivo, J. Phys. A: Math. Theor. **49**, 135202 (2016).
- [21] However, if one takes the limit of  $H \rightarrow 0$  at fixed  $k\Delta > 0$  in Eq. (42), the resulting variance vanishes.
- [22] G. Geva, T. Admon, M. Levin, and Y. Roichman, Phys. Rev. Lett. **134**, 218201 (2025).