

A subthreshold pole in electron-positron annihilation into $D_s^+ D_s^-$ final state.

Peter Lichard*

*Institute of Physics and Research Centre for Computational Physics and Data Processing,
Silesian University in Opava, 746 01 Opava, Czech Republic*

Josef Jurán†

Institute of Physics, Silesian University in Opava, 746 01 Opava, Czech Republic

(Dated: April 3, 2026)

Using precise data from the BESIII collaboration, we obtained compelling evidence of a subthreshold pole in the $e^+e^- \rightarrow D_s^+ D_s^-$ process with mass of (3896_{-22}^{+13}) MeV. The latter suggests the identification of this subthreshold pole with the $G(3900)$ state, which behaves as a resonance in the $e^+e^- \rightarrow D\bar{D}$ processes.

PACS numbers: 13.66.Bc, 12.40.Yx, 14.40.Lb

Keywords: subthreshold poles, electron-positron annihilation, D_s mesons

I. INTRODUCTION

This paper is the next step in our effort to uncover the role of the subthreshold poles (SP, in what follows) in the electron-positron annihilation into hadrons commenced in Ref. [1].

The playground in our consideration is the complex s plane in which the s variable acquires the values of the cms energy squared on the real axis from the reaction threshold to infinity. We accept as a working hypothesis that the amplitude of the e^+e^- annihilation into a hadronic final state as a function of s has the same analytic properties as the amplitudes of hadronic reactions, discussed, *e.g.*, in [2]. Namely, that the annihilation amplitude, when continued to the whole complex s plane, becomes an analytic function with a cut along the above-mentioned part of the real axis (called the physical cut). The imaginary part of the amplitude exhibits a discontinuity across the physical cut, $\text{Im } F(s+i\epsilon) \neq \text{Im } F(s-i\epsilon)$.

The resonances, which reveal themselves as pronounced structures in the excitation function, are represented by pairs of complex-conjugated poles on higher Riemann sheets that are accessible through the physical cut. Their contributions to the amplitude on the upper branch of the physical cut are usually described by various phenomenological formulas.

Also, the poles on the first (physical) Riemann sheet may exist, but only on the real axis below the reaction threshold. These SPs correspond to states that are stable against the decay to the considered final state. They are not reachable in the experiment and are not usually considered when fitting the experimental data. However, they may influence the amplitude in the physical region due to strong restrictions implied by analytic properties of amplitude, which are the consequence of causality and unitarity.

We aim to discover the SPs by fitting the experimental data on the e^+e^- annihilation cross section. In this paper, we concentrate on the annihilation into the $D_s^+ D_s^-$ final state.

II. THE EXPLORED DATA AND THE MODEL

The BESIII collaboration working at the spectrometer situated at the electron-positron collider BEPCII, based at the IHEP laboratory in Beijing, China, have recently published [3] precise data on e^+e^- annihilation to the $D_s^+ D_s^-$ final states. In the Supplemental Material, they provide the Born cross sections of the $e^+e^- \rightarrow D_s^+ D_s^-$ at 138 energies from the threshold at 3.938 GeV to 4.951 GeV with both statistical and systematic errors.

To analyze the BESIII data, we will apply the Vector Meson Dominance (VMD) model developed in [4] to describe the process $e^+e^- \rightarrow D\bar{D}$. After making a necessary modification, we express our central formula as follows:

$$\sigma(s) = \frac{\pi\alpha^2}{3s} \left(1 - \frac{4m_{D_s}^2}{s}\right)^{3/2} \left| \sum_{k=1}^n \frac{\sqrt{Q_k} e^{i\delta_k}}{s - M_k^2 + iM_k\Gamma_k} \right|^2. \quad (1)$$

Here, M_k and Γ_k are the mass and width of the k th intermediate vector meson coupled to the photon, respectively. We will treat M_{ks} , Γ_{ks} , Q_{ks} , and δ_{ks} as free parameters (except δ_1 , which is kept at 0). We will determine their mean values and dispersions by fitting the formula (1) to experimental cross sections using the standard χ^2 criterion. To fit the data, we merge their statistical and systematic errors quadratically. For the mass of the D_s^\pm , we will use the value $m_{D_s} = (1969.0 \pm 1.4)$ MeV, listed in the PDG 2024 Tables [5] as “our average”.

III. THE RESULTS

To fit our model to the BESIII data, we began with the formula (1) featuring a single resonance. Then,

* orcid.org/0000-0003-1581-8545; peter.lichard@physics.slu.cz

† orcid.org/0000-0002-0444-9716; josef.juran@physics.slu.cz

we used the obtained parameters as input in the next step, where we added the second resonance. Repeating the procedure, we arrived at a three-resonance (3R) fit characterized by $\chi^2/\text{DOF} = 230.5/127$ and p -value of 5×10^{-8} . Assuming the fourth resonance improved the fit to $\chi^2/\text{DOF} = 166.2/123$ (p -value = 0.6%).

The parameters of the fourth 'resonance' emerged as a significant surprise: $M = (3891 \pm 13)$ MeV and $\Gamma = (0 \pm 110)$ MeV. The fact that Γ is compatible with zero suggests that the corresponding pole lies on the real s axis at $B = (47 \pm 13)$ MeV below the $D_s^+ D_s^-$ threshold. This unexpected result indicates that to enhance the fit quality, an SP is required, not a resonance.

Following this lead, we adjusted the fit by placing the SP in the first position ($k = 1$) with $\Gamma_1 = \delta_1 = 0$. The outcomes from this fitting procedure, which we will refer to as the SP+3R fit, are presented in Table I. The statistical significance of the SP, which we estimated by utilizing the changes in likelihood values $\delta(-2 \ln \mathcal{L}) = 64.3$ and in the number of degrees $\delta(\text{DOF}) = 3$, is a striking 7.4σ .

TABLE I. Parameters of the fit to the BESIII $e^+e^- \rightarrow D_s^+ D_s^-$ data [3] using the formula (1) with an SP and three resonances. Symbol (f) marks values that we kept fixed.

	$\chi^2/\text{DOF} = 166.2/124$		p -value = 0.7%	
k	1 \equiv SP	2	3	4
M (MeV)	3890 ± 13	4026.7 ± 1.7	4202 ± 14	4228 ± 11
Γ (MeV)	0(f)	36.4 ± 3.3	75 ± 42	62 ± 22
Q (GeV ⁴)	7.7 ± 1.5	$0.54(10)$	$0.09(18)$	$0.09(13)$
δ (rad)	0(f)	$2.57(15)$	1.8 ± 1.5	-0.8 ± 1.4

The calculated cross section is displayed and compared to data and the three-resonance fit in Fig. 1. We concentrate on the low-energy region, where the SP improves the behavior of the excitation function most significantly.

To improve the fit quality further, we increased the number of SP accompanying resonances to four (SP+4R fit) and obtained $\chi^2/\text{DOF} = 124.5/120$, with p -value of 37%. The statistical significance of the fourth resonance is 5.5σ ($\delta(-2 \ln \mathcal{L}) = 41.7$ with $\delta(\text{DOF}) = 4$). We show the parameters of the fit in Table II. In Fig. 2, the corresponding excitation function is displayed in comparison with the data in the whole energy range. In addition, the resonance part (calculated from Eq. (1) with Q_1 set to 0) and the subthreshold part ($Q_2 = \dots = Q_5 = 0$) are shown. Again, the important role of the SP, mainly at the lower energy edge, is confirmed. The interference between the SP and resonance parts is essential in obtaining the final shape of the excitation function.

The main parameters of the resonances (masses and decay widths) obtained in SP+3R and SP+4R fits are consistent within 1σ (except Γ_4). The comparison of the SP+4R fit with resonances' parameters from PDG 2024 [5] is shown in Fig. 3.

Comparing our results with the PDG set of resonances, we are finding a big discrepancy with PDG's $\psi(4040)$.

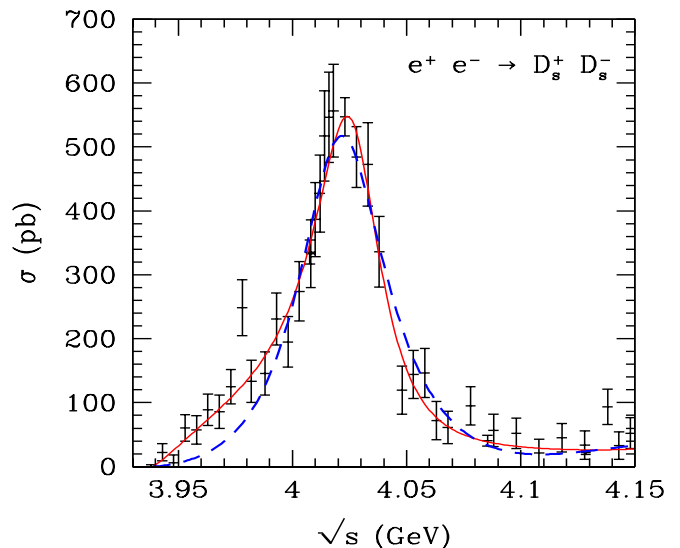


FIG. 1. The $e^+e^- \rightarrow D_s^+ D_s^-$ cross section calculated assuming an SP and three resonances (full) is compared to the BESIII data and the pure three-resonance fit (dashed). Only a narrow region above the threshold is shown.

The PDG based its results on the e^+e^- annihilation data older than 18 years and reanalyses of them, cited in [5]. On the contrary, we explore recent, very precise data by the BESIII Collaboration [3]. Our analysis is very stable and gives consistent results under different assumptions on the fitting function, as it is demonstrated in Table III.

Let us also note that our value of the $\psi(4040)$ mass is in the perfect agreement with $M = (4024.6 \pm 1.9)$ MeV obtained in Ref. [4], where the $e^+e^- \rightarrow D\bar{D}$ data by BES [6] and BESIII [7] collaborations were analysed. The width is a little higher here than $\Gamma = (28.0 \pm 3.2)$ MeV in [4].

IV. CONCLUSIONS

Our results provide evidence of the presence of an SP in the amplitude of the $e^+e^- \rightarrow D_s^+ D_s^-$ process, which significantly influences the excitation curve. Its mass came from the SP+3R fit as $M = (3890 \pm 13)$ MeV. The comparison of the 3R and SP+3R fits gives the SP significance of 7.4σ .

Adding another resonance with significance of 5.5σ has improved the quality of the fit (p -value increased to 37%). This SP+4R fit yields the mass of the SP pole $M = (3896 \pm 12)$ MeV. Moreover, after performing a more detailed study of the errors using the $\chi^2_{\text{min}} + 1$ criterion, we end up with $M = (3896^{+13}_{-22})$ MeV.

Given that the most recent compilation [8] of the e^+e^- annihilation cross section does not show any vector charmonium state in the corresponding CMS energy region, the nature of the SP we found remains open.

A possibility is that the SP we have found represents a bound state in the $D_s^+ D_s^-$ system with binding energy

TABLE II. Parameters of the fit to the BESIII $e^+e^- \rightarrow D_s^+D_s^-$ data [3] using the formula (1) with an SP and four resonances.

k	$\chi^2/\text{DOF} = 124.5/120$ $p\text{-value} = 37\%$				
	1 \equiv SP	2	3	4	5
M (MeV)	3896 \pm 12	4026.4 \pm 1.6	4212.9 \pm 4.7	4237.3 \pm 8.5	4417.9 \pm 5.7
Γ (MeV)	0(f)	36.7 \pm 3.2	48.4 \pm 8.7	115 \pm 22	44 \pm 15
Q (GeV ⁴)	6.5 \pm 1.4	0.68(14)	0.081(81)	0.92(38)	0.0015(10)
δ (rad)	0(f)	2.96(20)	0.63(51)	-1.45(22)	-0.78(39)

TABLE III. The $\psi(4040)$ parameters obtained in various fits to the BESIII data [3]. Errors are rescaled by $\sqrt{\chi^2/\text{DOF}}$.

Fit	χ^2/DOF	$p\text{-value}$	M (MeV)	Γ (MeV)
2R	663.4/131	0	4017.1 \pm 1.9	37.4 \pm 4.7
3R	230.5/127	5 \times 10 ⁻⁸	4020.5 \pm 2.2	49.3 \pm 6.5
SP+3R	166.2/124	0.7%	4026.7 \pm 2.0	36.4 \pm 3.8
SP+4R	124.5/120	37%	4026.4 \pm 1.6	36.7 \pm 3.2
SP+5R	102.6/116	81%	4025.1 \pm 1.4	36.6 \pm 2.9

$B = 2m_{D_s^+} - M = (42_{-13}^{+22})$ MeV. Its quantum numbers, dictated by the appearance in the e^+e^- annihilation, are $I^G(J^{PC}) = 0^-(1^{--})$. They exclude it as a ground state of the $D_s^+D_s^-$ molecule, but suggest it as an excited state with orbital quantum number $L = 1$. The ground state should have a smaller mass and quantum numbers $I^G(J^{PC}) = 0^+(0^{++})$. Consulting the PDG Tables [5], we found no state with the corresponding mass and quantum numbers [9, 10]. It excludes the interpretation of our SP as an excited state of the $D_s^+D_s^-$ molecule.

The mass of the subthreshold pole we found [(3896 $_{-22}^{+13}$) MeV] is very close to the mass of the $G(3900)$ resonance established at $(3872.5 \pm 14.2 \pm 3.0)$ MeV by BESIII Collaboration [7]. Moreover, the agreement of our value with the $G(3900)$ mass of (3898.4 ± 0.9) MeV, found recently in the global coupled-channel analysis [11], is even more encouraging.

Our study thus suggests that the $G(3900)$, which manifests itself as a resonance in the $e^+e^- \rightarrow D\bar{D}$ processes [7], acts in the $e^+e^- \rightarrow D_s^+D_s^-$ one as a subthreshold pole. It may signify that the $G(3900)$ is a genuine hadronic state with strong coupling to the $D_s^+D_s^-$ system [12].

ACKNOWLEDGMENTS

One of the authors (J.J.) thanks Satoshi X. Nakamura for enlightening correspondence and Stanislav Hledík and Petr Seda for discussions about statistical issues.

-
- [1] P. Lichard, Phys. Rev. D **101**, 111501 (2020).
[2] R.J. Eden, P.V. Landshoff, D.I. Olive, and J.C. Polkinghorne, *The Analytic S-Matrix* (Cambridge University Press, Cambridge, 1966); H.M. Pilkuhn, *Relativistic Particle Physics* (Springer Verlag, Berlin, Heidelberg, 1979); S. Mizera, Phys. Rep. **1047**, 1 (2024).
[3] M. Ablikim *et al.* (BESIII Collaboration), Phys. Rev. Lett. **133**, 261902 (2024).
[4] P. Lichard, arXiv:2505.18540.
[5] S. Navas *et al.* (Particle Data Group), Phys. Rev. D **110**, 030001 (2024) and 2025 update.
[6] M. Ablikim *et al.* (BES Collaboration), Phys. Lett. B **668**, 263 (2008).
[7] M. Ablikim *et al.* (BESIII Collaboration), Phys. Rev. Lett. **133**, 081901 (2024).
[8] <https://pdg.lbl.gov/2022/hadronic-xsections>.
[9] The resonance $\chi_{c0}(3860)$, which may seem a suitable candidate, was observed by the Belle Collaboration [13]. However, the LHCb Collaboration [14] found no evidence of it, and at present, it is omitted from the PDG Summary Table [5].
[10] Recently, it has been found [15] using the Bethe-Salpeter formalism that a loosely bound $D_s^+D_s^-$ S-state may exist.
[11] S.X. Nakamura, X.-H. Li, H.-P. Peng, Z.-T. Sun, X.-R. Zhou, Phys. Rev. D **112**, 054027 (2025).
[12] An ultimate method to confirm that $G(3900)$ is a genuine hadronic state has recently been suggested by Yim Huang and Xurong Chen [16].
[13] K. Chilikin *et al.* (Belle Collaboration), Phys. Rev. D **95**, 112003 (2017).
[14] R. Aaij *et al.* (LHCb Collaboration), Phys. Rev. D **102**, 112003 (2020).
[15] Jing-Juan Qi *et al.*, Chinese Phys. C **50**, 022001 (2026).
[16] Y. Huang and X. Chen, arXiv:2509.06353.

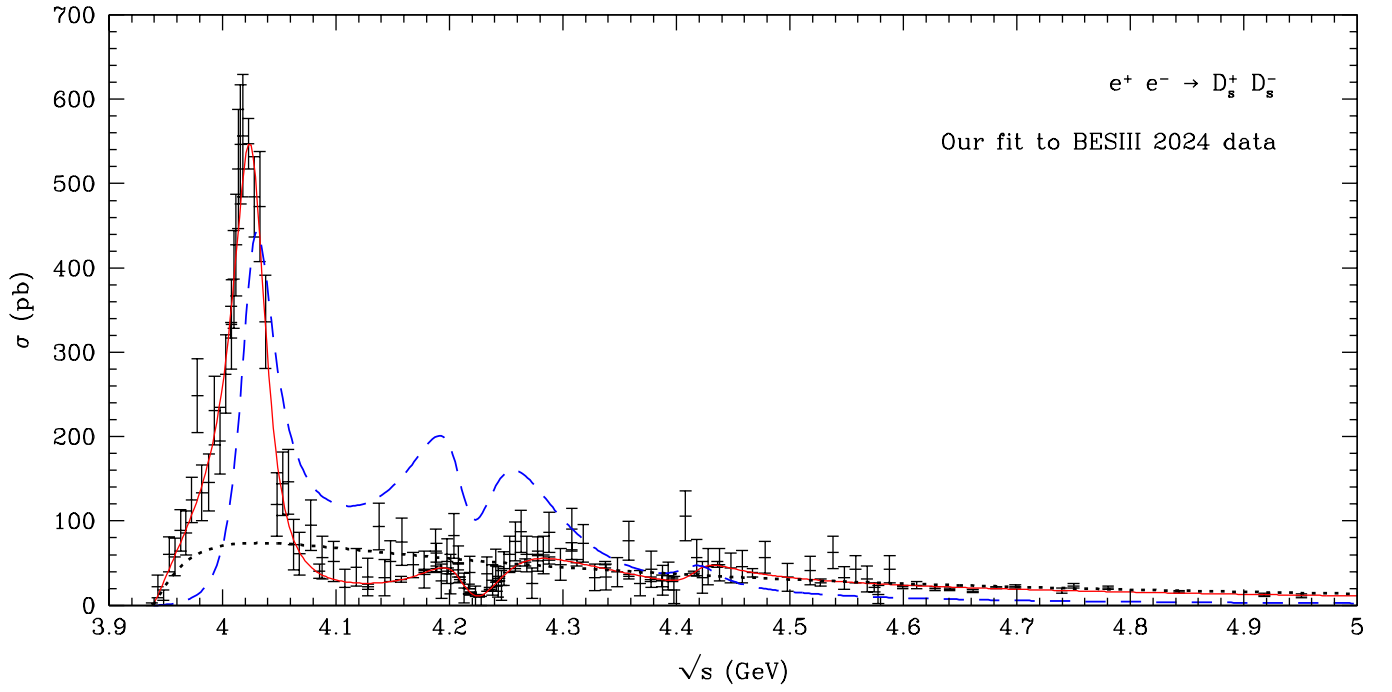


FIG. 2. The $e^+e^- \rightarrow D_s^+ D_s^-$ cross section calculated assuming an SP and four resonances (full) and its comparison to data. Also, the individual contributions from the resonance part (dashed) and SP (dotted) are shown.

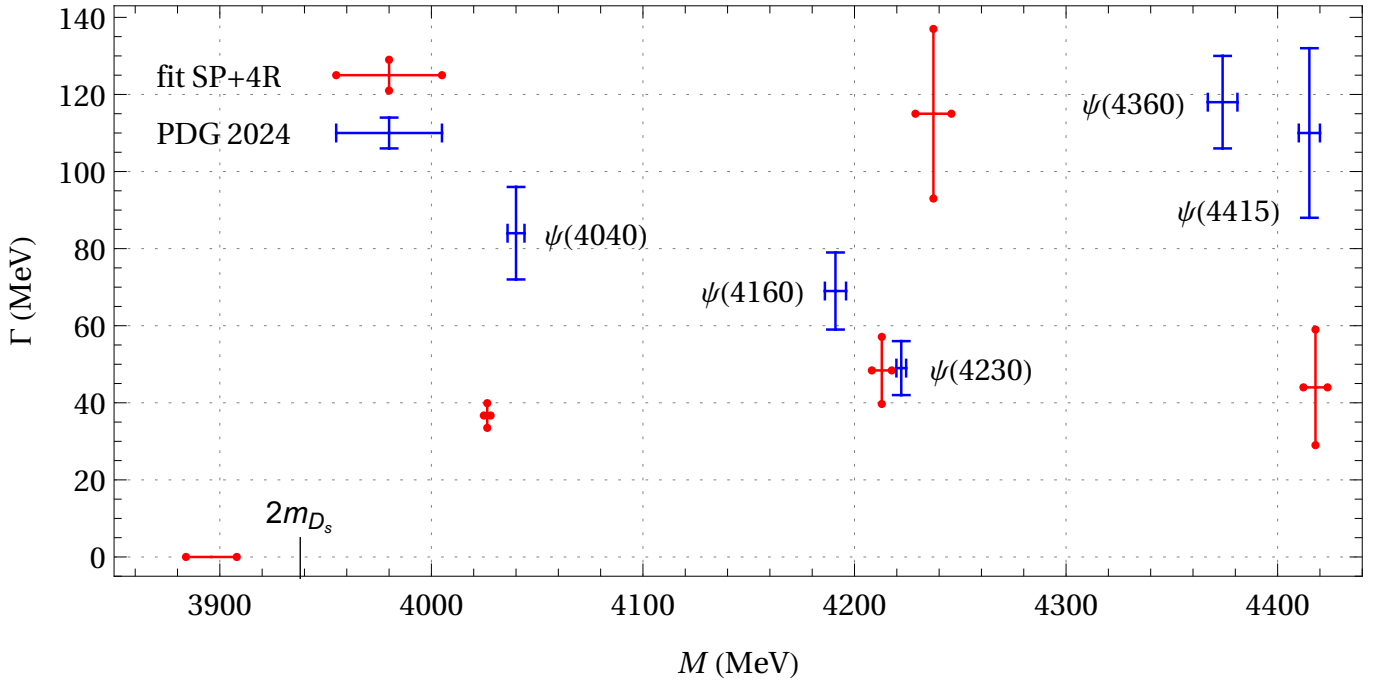


FIG. 3. Parameters of resonances in the $\Gamma - M$ plane obtained from the SP+4R fit (red) along the parameters of resonances from PDG 2024 [5] (blue).