

# ArtifactsBench: Bridging the Visual-Interactive Gap in LLM Code Generation Evaluation

Tencent Hunyuan Team

## Abstract

The generative capabilities of Large Language Models (LLMs) are rapidly expanding from static code to dynamic, interactive visual artifacts. This progress is bottlenecked by a critical evaluation gap: established benchmarks focus on algorithmic correctness and largely overlook the visual fidelity and interactive integrity that define modern user experiences. To bridge this gap, we introduce **ArtifactsBench**, a benchmark and automated, multimodal evaluation paradigm for visual code generation. Our framework renders each artifact and captures its dynamic behavior via temporal (three-step) screenshots. This visual evidence, alongside the source code, is then assessed by a Multimodal LLM (MLLM)-as-Judge, which is rigorously guided by a **fine-grained, per-task checklist** to ensure holistic and reproducible scoring. We curate **1,825** diverse tasks and evaluate over 30 leading LLMs. Our automated evaluation achieves **94.4%** ranking consistency with WebDev Arena—a de facto gold standard for human preferences in web development—and up to **90.95%** pairwise agreement with human experts. We open-source ArtifactsBench, including the benchmark, evaluation harness, and baseline results at <https://artifactsbenchmark.github.io>, to provide the community with a scalable and accurate tool to accelerate the development of user-centric generative models.

## 1 Introduction

Large Language Models (LLMs) are reshaping software creation, extending from conventional code/text to interactive visual artifacts (Jaech et al., 2024; Anthropic, 2025; Guo et al., 2025). These enable responsive web interfaces, data visualizations, and mini-games (Jiang et al., 2024; Lu et al., 2025a). We term an “Artifact” a self-contained, model-generated, executable unit (e.g., web widget, visualization) that integrates code, visuals, and interaction. Despite strong generative capability, rigorous evaluation lags: current tools do not holistically judge visual fidelity and dynamics, forming a bottleneck. WebDev Arena captures human preferences via voting but requires manual evaluation and is difficult to scale (LMSYS Org, 2024). Specifically, the “multimodal instructions” encompass text, images, and interaction logic, while the “interactive visual artifacts” refer to the executable outputs designed and generated based upon these instructions.

Prevailing benchmarks emphasize static correctness (e.g., pass@k in HumanEval (Chen et al., 2021)) or non-visual functionality (e.g., SWE-Bench (Jimenez et al., 2023)); visual code generation is typically judged via screenshot replication (Wüst et al., 2024; Yun et al., 2024; Wu et al., 2024) or DOM proxies (Xu et al., 2025). None capture the holistic quality of interactive artifacts—layout/aesthetics and dynamic behaviors (responses, state transitions, animations) are under-measured, so evaluation often falls back to costly, subjective manual inspection or unreliable LLM self-evaluation, lacking scale and objectivity. This gap is critical because high-fidelity, functional interactive visual artifacts are central to user experience in modern applications; their quality directly affects real-world adoption.

We ask a central question: *How can we automatically, holistically, and reliably evaluate an LLM’s ability to transform multimodal instructions—spanning text, images, and interaction logic—into high-quality, executable interactive visual artifacts across diverse prompts?* Existing efforts provide partial answers. WebBench emphasizes DOM alignment and task automation; WebGen-Bench and FullFront target web comprehension/generation and the development process; and WebDev Arena captures human preferences through head-to-head voting (Xu et al., 2025; Lu et al., 2025b; Sun et al., 2025; LMSYS Org, 2024). Yet none jointly assess visual fidelity and interaction dynamics in a fully automated, scalable, and code-aware manner, nor do they provide reproducible, fine-grained diagnostics that reveal strengths and failure modes. A viable framework must therefore go beyond static code to assess functionality, visual presentation, and interactive behavior captured via staged execution (e.g., three-step screenshots), and provide fine-grained diagnostics to guide progress.

Therefore, we introduce ArtifactsBench, a benchmark for evaluating LLMs on interactive visual artifacts. Our design couples deterministic execution with staged visual evidence and checklist-guided, dual-referee judging, enabling holistic, automated, and reproducible evaluation with strong human alignment. We curate **1,825** tasks via a multi-stage pipeline combining expert sourcing with LLM generation and refinement. As shown in Figure 1 and Table 1, tasks span nine domains and are stratified by complexity for fine-grained capability analysis. Our contributions are threefold:

- **The first large-scale, hierarchical benchmark for interactive visual artifacts.** ArtifactsBench con-



Figure 1: Distribution of ArtifactsBench

Benchmark	Data Size	Data Source	Primary Task	GR	CHA	AF	VE
Humaneval (Chen et al., 2021)	164	Human-Written	Algorithmic Tasks	Low	High	✓	×
SWE-Bench (Jimenez et al., 2023)	2,294	GitHub Issues	Repository-level Bug Fixing	Low	High	✓	×
WebBench (Xu et al., 2025)	1,000	Human-Written	Web Task Automation	Mid	Mid	✓	×
WebGen-Bench (Lu et al., 2025b)	101 Instructs	Human & GPT-4	Web Page Generation	Mid	Mid	✓	✓
WebChoreArena (Miyai et al., 2025)	532	Curated Tasks	Web Automation (No UI)	Mid	Mid	✓	×
FullFront (Sun et al., 2025)	1,800 QA	Model-Synthesized	Web Comprehension/Generation	Mid	Mid	✓	✓
WebDev Arena (LMSYS Org, 2024)	N/A	User-Prompts	Web Design (Human Vote)	Low	High	×	✓
<b>ArtifactsBench (Ours)</b>	<b>1,825</b>	<b>Self-Constructed</b>	<b>Interactive Visual Artifacts</b>	<b>High</b>	<b>High</b>	<b>✓</b>	<b>✓</b>

Table 2: Comparison with prior benchmarks. ArtifactsBench is the first to combine high-granularity (GR), strong human consistency (CHA), automation (AF), and direct visual evaluation (VE).

tains **1,825** queries across **nine** domains (e.g., web, SVG, games, simulations; Figure 1), stratified into **Easy/Medium/Hard** tiers for discriminative evaluation. This design supports fine-grained capability analysis rather than a single static-correctness score.

- **A multimodal, automated evaluation pipeline with checklist-guided MLLM-as-Judge.** We execute artifacts in a sandbox, capture **three sequential screenshots** of interaction, and score against **task-specific 10-dimension checklists** using an MLLM referee (dual-referee: Gemini-2.5-Pro and Qwen2.5-VL-72B) (Zheng et al., 2023; Ge et al., 2023; Zhang et al., 2025). The pipeline measures visual fidelity, interactive correctness, and code quality.
- **Strong human alignment and diagnostic insights.** We evaluate **30+** LLMs, conduct a **280-instance** expert study with pairwise agreement up to **90.95%**, and achieve **94.4%** ranking consistency with WebDev Arena. The analysis reveals systematic failure modes on intensive-interactive tasks and the insight that instruction-tuned generalist models often outperform specialist ones in this multimodal creative setting.

## 2 ArtifactsBench: A Benchmark for Visual Code Generation

### 2.1 Overview

**ArtifactsBench** comprises **1,825** executable queries covering **nine** primary topics (Figure 1): “Game Development”, “SVG Generation”, “Web Applications”, “Simulations”, “Data Science”, “Management Systems”, “Multimedia Editing”, “Quick Tools”, and “Others”.

Tasks are stratified into **Easy/Medium/Hard** with a target **30%/40%/30%** split, assigned *post hoc* by aggregated performance of 30+ LLMs to preserve discriminative power. Sub-categories enable finer-grained analysis; prompts appear in Appendix 13.

### 2.2 Dataset Construction Pipeline

We aim for ArtifactsBench to be diverse, interactive-first, and rigorously calibrated. Our pipeline (Figure 2) is designed to ensure (i) rich dynamics and real interactivity, (ii) clean and traceable provenance, (iii) strict de-duplication/contamination control, and (iv) reproducibility via standardized execution and checklist-guided judging.

**Sourcing & filtering.** We aggregate candidates from expert showcases, open *SVG/web-snippet* datasets, web case studies, and *LLM visual-to-query* from screenshots. Automated filters drop incomplete, non-visual, license-violating,

Table 1: Dataset statistics of ArtifactsBench.

Statistics	Number	Statistics	Number
<b>#Problems</b>	1825	<b>Length</b>	
<b>Primary Topics</b>		<b>Question Length</b>	
○ Game	413	- <i>max length</i>	32726
○ SVG Generation	123	- <i>min length</i>	184
○ Web Application	441	- <i>avg length</i>	524.9
○ Simulation	75	<b>CheckList Length</b>	
○ Data Science	122	- <i>all max length</i>	1111
○ Management System	314	- <i>all min length</i>	95
○ Multimedia Editing	118	- <i>all avg length</i>	522.0
○ Quick Tools	179	- <i>visual avg length</i>	549.1
○ Others	40	- <i>no-visual avg length</i>	494.9

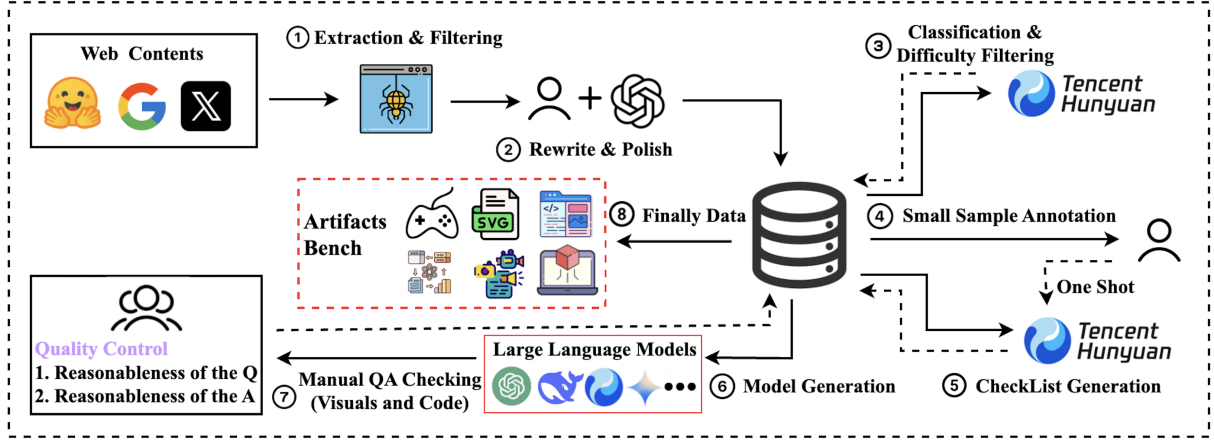


Figure 2: An overview of the data construction process of ArtifactsBench.

duplicate, trivial, or non-interactive items, prioritizing dynamics (state changes, animations, responsiveness). The curated pool seeds further expansion.

**De-duplication & contamination control.** Two-stage filtering: (i) MinHash + semantic similarity over prompts, checklists, and normalized DOM/CSS/JS; (ii) screenshot perceptual hashing to catch visually near-identical artifacts. Flagged items are re-authored or discarded.

**Prompt rewriting & difficulty calibration.** Experts rewrite for clarity/completeness/executability; LLM rewriting adds diverse styles; humans verify. Difficulty is assigned *post hoc* by aggregated performance of 30+ models to enforce **30%/40%/30%**; realized split **559/611/655**, stable under leave-family-out resampling. Sub-categories are tagged by a lightweight classifier with human spot-checks (Appendix 13, 14).

**Checklist generation & calibration.** Each query is paired with a **10-dimension** checklist covering visual, interactional, and code qualities. We LLM-draft and then human-refine for specificity and screenability. A **10%** manually curated seed anchors calibration and achieves **Cohen’s  $\kappa \geq 0.8$**  among annotators; the seed is reused as few-shot references to keep difficulty high and rubrics consistent. The 10 items are grouped into five vision-oriented and five code-oriented dimensions to support diagnostic analysis (Sec. 3).

**Solvability validation & ambiguity repair.** To ensure tasks are answerable and unambiguous, we collect candidate solutions from multiple families and prune underspecified items. Tasks solved only by brittle hacks (e.g., hard-coded coordinates that break under minor viewport changes) are revised or removed. We prefer prompts that admit *multiple acceptable* yet checkable implementations.

**Execution harness & screenshot policy.** We standardize execution with headless Chromium (Playwright) at  $1024 \times 768$  resolution and deterministic seeds. We capture **three staged screenshots** (before/during/after scripted interaction) to summarize interaction trajectories so that dynamic feedback and state transitions are evidenced compactly. The same harness is used across models.

**Statistics & coverage.** ArtifactsBench totals **1,825** queries across nine topics (Figure 1; Table 1), with a target Easy/Medium/Hard **30/40/30** split materialized as **559/611/655**. Prompts and checklists emphasize *executable* code and observable interaction; purely static items are retained when visual fidelity or structured graphics are the primary goals (e.g., SVG posters).

### 3 Evaluation Methodology

To overcome single-metric bias and faithfully capture interaction, we introduce an automated, multi-faceted evaluation framework (Figure 3). The framework targets (i) *score consistency*, defined as stable, reproducible per-query judgments across runs and referees, and (ii) *rank fidelity*, defined as agreement of model orderings with human preferences, evaluated over  $Q = 1825$  queries spanning multiple model families. Concretely, we execute each artifact in a standardized sandbox and capture three staged screenshots that summarize the interaction trajectory. We first validate the automatic referee via a 280-instance, six-model human study, demonstrating high pairwise agreement (targeting  $>90\%$ ). After establishing referee reliability, we evaluate all models at scale and verify that the resulting rankings align strongly with WebDev Arena (Figures 7, 8); full settings, cross-judge analysis (including Gemini-2.5-Pro and Qwen2.5-VL-72B), and ablations appear in the appendix.

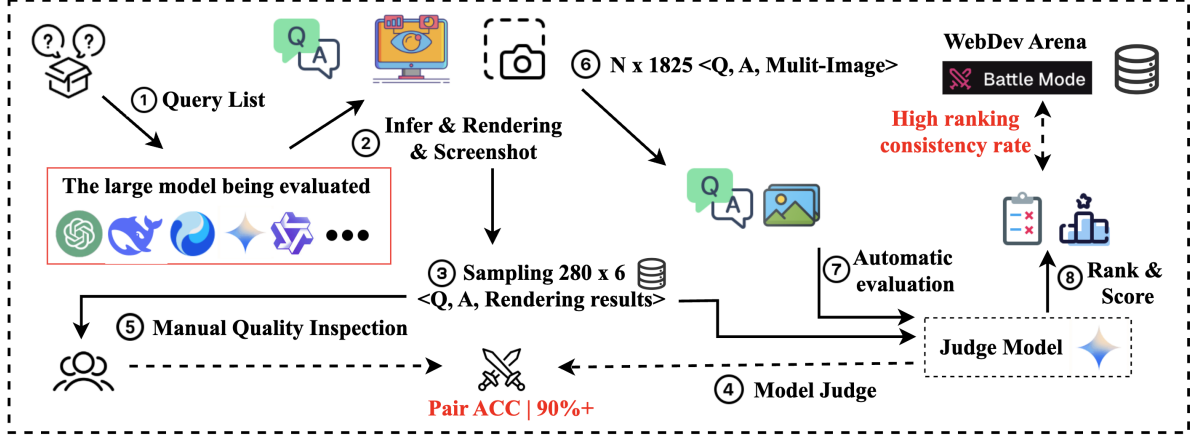


Figure 3: The ArtifactsBench evaluation pipeline. The process hinges on a two-stage evaluation: (Step 5) we first validate our MLLM-as-Judge by confirming its high pairwise scoring agreement with human experts on a controlled set of tasks. (Step 6) Once its reliability is established, the automated judge is deployed at scale to evaluate all model outputs across the entire benchmark. The final rankings are then cross-validated against WebDev Arena to ensure alignment with real-world user preferences for visual quality.

### 3.1 Fine-Grained Checklists

We use bespoke checklists covering ten dimensions (e.g., functionality, robustness, engineering practices, redundancy, creativity, aesthetics, user experience). Checklists are generated by Hunyuan-Turbos and human-refined; checklist-generation prompts appear in Appendix Figures 15, 16, and final scoring prompts in Figure 17. Each dimension is scored on 10-point scales with detailed rubrics, penalizing redundancy and rewarding innovation; code-level checks (robustness, scalability, performance) reveal issues beyond visual inspection. For balanced assessment and clearer diagnostics, we group ten items into five vision-oriented and five code-oriented dimensions. Concretely, vision-oriented criteria refer to qualities manifesting in rendered appearance and interaction affordances (layout structure, visual fidelity, motion timing, feedback, UX clarity), while code-oriented criteria evaluate properties visible from code behavior or structure (correctness of logic, robustness to inputs, modularity/engineering hygiene, scalability/performance, and redundancy avoidance).

### 3.2 Automated Evaluation and Referees

In contrast to conventional evaluations relying on static code or a single screenshot, our protocol couples interactive evidence with code-aware judging. To make assessment both interactive and reliable, we (i) robustly isolate executable snippets from the model’s raw output; (ii) execute in a sandbox and capture three staged screenshots (before/during/after interaction) that summarize the interaction trajectory; and (iii) provide temporal evidence, the original task, the model’s full answer, and a fine-grained checklist to the referee model to produce holistic, reproducible scores. The referee aligns visual evidence with task intent and, informed by answer content, audits properties that screenshots alone cannot reveal (e.g., logic correctness, robustness to inputs, modularity/engineering hygiene, and redundancy). This yields consistent judgments across vision- and code-oriented dimensions.

To enhance reproducibility and robustness, we adopt a dual-referee setup: the open-source Qwen2.5-VL-72B and the proprietary Gemini-2.5-Pro. The two referees induce highly consistent partial-order constraints over model rankings, and replacing the deprecated Gemini-2.5-Pro-Preview-0506 preview with the stable Gemini-2.5-Pro leaves our conclusions unchanged. Full settings, cross-judge comparisons, and leaderboards appear in Sec. 4 and the appendix.

## 4 Experiments

### 4.1 Settings

We conduct all evaluations in a sandboxed environment with deterministic seeds and fixed rendering settings. Execution uses Playwright (headless Chromium) to render artifacts at a resolution of  $1024 \times 768$ , capturing three staged screenshots (before, during, and after interaction). Each model is prompted with identical instructions; we apply consistent decoding parameters (temperature and top-p tuned per official recommendations; max tokens sufficient to prevent truncation) and enforce a uniform per-query time budget. Baselines are selected to span (i) multiple families (Qwen2.5/3 (Yang et al., 2024; 2025), DeepSeek (Guo et al., 2025; Liu et al., 2024a), Gemma/GPT/Claude/Gemini (Team et al., 2025; OpenAI, 2023; Anthropic, 2025; Gemini Team & Google, 2023)),

Seed (Seed et al., 2025), Hunyuan (Liu et al., 2025)), (ii) a range of sizes (from small to flagship), and (iii) modality/training styles (instruction-tuned generalists, coder-specialized, and VL-capable models), ensuring breadth, recency, and reproducibility.

Building on Sec. 3, we evaluate over 30 models using our automated pipeline and dual-referee protocol, analyzing performance across interactivity levels and task categories.

MODEL	IFLEN	SCORE									
		SV	MMD	HD	II	GAME	SVG	WEB	SI	MS	AVG
Open-Source Large Language Models											
Qwen2.5-7B-Instruct	7905.21	29.60	26.92	29.68	24.65	24.26	23.22	29.99	23.86	28.31	27.35
Qwen2.5-14B-Instruct	6334.34	32.07	31.93	32.83	27.85	27.73	27.89	32.77	28.11	30.57	30.49
Qwen2.5-32B-Instruct	5115.49	34.45	31.37	34.37	29.37	30.52	32.36	33.60	28.23	30.35	32.07
Qwen2.5-72B-Instruct	6029.47	35.81	35.01	36.84	32.16	33.71	34.49	36.21	29.96	33.12	34.51
Qwen2.5-VL-72B	3539.15	34.37	33.71	34.70	27.93	29.70	33.84	33.12	31.25	30.10	31.69
Qwen-2.5-Coder7B-Instruct	5800.23	25.58	25.80	28.80	24.34	25.21	20.58	28.56	24.49	26.27	26.01
Qwen-2.5-Coder32B-Instruct	6318.59	37.12	36.42	37.69	32.61	32.93	33.59	37.16	34.69	33.97	35.32
QwQ-32B	20232.53	44.01	41.64	41.92	38.22	38.96	43.08	41.74	40.17	39.37	40.79
Qwen3-4B	35479.79	35.55	35.57	35.40	29.28	30.88	32.83	35.05	33.07	31.47	32.84
Qwen3-8B	22319.97	38.88	37.84	38.51	33.74	34.58	36.37	38.08	36.15	35.92	36.52
Qwen3-14B	15118.26	41.34	41.63	41.68	37.42	38.65	39.50	41.22	38.68	38.67	39.79
Qwen3-32B (Instruct)	17394.15	44.39	43.79	44.65	39.05	41.85	43.44	43.34	40.79	39.84	42.16
Qwen3-30B-A3B (Instruct)	15772.52	42.49	40.95	42.34	37.16	39.98	42.27	41.54	38.43	37.15	40.08
Hunyuan-A13B	17831.15	44.80	44.64	44.22	40.88	42.30	47.31	44.56	39.17	41.23	42.95
Qwen3-253B-A22B (Instruct)	19400.61	47.42	46.09	46.16	41.89	44.03	47.04	45.85	43.97	42.41	44.62
DeepSeek-distill-qwen-32B	9249.36	36.48	37.50	37.47	32.24	34.51	35.52	36.92	35.35	33.17	35.04
Seed-Coder-8B-Instruct	8934.07	36.76	37.10	37.69	32.47	34.76	36.29	36.62	33.21	32.73	35.23
Gemma3-12B-it	7955.42	38.90	34.56	37.53	32.58	33.06	35.72	37.72	31.97	35.36	35.53
Gemma3-27B-it	7912.14	39.97	37.63	38.80	34.54	35.62	37.18	38.65	34.49	36.01	37.16
DeepSeek-V3	4518.74	38.23	37.99	37.87	32.48	34.31	37.09	37.23	34.87	33.43	35.67
DeepSeek-R1	10754.69	47.17	46.75	46.95	41.44	44.18	47.01	45.58	41.85	42.40	44.64
DeepSeek-V3-0324	11455.42	47.78	44.43	48.53	42.55	47.58	46.34	47.47	38.71	42.88	45.56
DeepSeek-R1-0528	20780.42	<b>51.18</b>	<b>53.65</b>	<b>51.92</b>	<b>51.33</b>	<b>51.78</b>	<b>52.87</b>	<b>50.66</b>	<b>50.27</b>	<b>45.51</b>	<b>51.62</b>
Closed-Source Large Language Models											
Seed-thinking-1.5	14823.72	49.16	48.36	49.84	45.90	47.59	47.86	49.61	49.81	45.81	47.92
GPT-4o	4883.8926	40.60	37.74	40.32	35.04	36.96	39.54	39.27	35.73	35.83	37.97
GPT-4.1-2025-04-14	7297.32	47.90	48.68	49.61	47.39	50.43	48.75	48.51	46.88	42.81	48.23
O1-2024-12-17	–	39.51	38.35	39.90	37.38	38.96	38.58	39.01	38.12	36.20	38.65
OpenAI-o3-mini	–	46.49	45.11	46.04	43.45	45.43	46.82	45.18	43.91	41.73	44.98
Hunyuan-Turbos-Preview	–	50.58	53.27	53.08	49.35	51.61	51.37	52.31	50.74	49.92	50.97
Claude 3.7-Sonnet	15476.18	52.73	53.54	53.48	50.83	52.24	51.63	53.64	52.14	50.27	52.19
Claude 4.0-Sonnet	20633.88	57.14	<b>59.18</b>	57.93	53.04	<b>57.22</b>	56.98	55.79	<b>56.67</b>	53.20	55.76
Gemini-2.5-Pro-Preview-0506	–	59.02	57.69	57.99	54.70	56.65	<b>62.37</b>	57.28	55.26	53.04	56.79
Gemini-2.5-Pro-Preview-0605	–	<b>59.99</b>	56.35	<b>58.13</b>	<b>54.87</b>	55.21	61.78	<b>58.30</b>	55.03	<b>55.03</b>	<b>57.01</b>

Table 3: Main results for 30+ LLMs on ArtifactsBench, scored by Gemini-2.5-Pro-Preview-0506 referee. Performance detailed across interactivity levels (**SV**: Static Visual, **MMD**: Mild-to-Moderate Dynamics, **HD**: High Dynamics, **II**: Intensive Interactive) and task categories (**GAME**, **SVG**, **WEB**, **SI**: Simulation, **MS**: Management System). **AVG** is global average. **IFLEN** represents answer length. Since reasoning chain length cannot be obtained for some closed-source models, it is left empty. Top proprietary models show a significant lead, and performance scales with model size.

## 4.2 Main Results and Analysis

Proprietary multimodal models (e.g., Gemini-2.5-Pro, Claude 4.0-Sonnet) lead; scores scale with model size and deliberation across families. The largest deficits occur on *Intensive Interactive* tasks and complex *Management System* scenarios, while instruction-tuned generalists consistently outperform specialist coder/VL models. Table 3 and Appendix Figure 9 summarize all baselines scored by our MLLM referee. We report (1) interaction-level metrics across interactivity classes and (2) category metrics across task types, aggregated into one overall score.

**Proprietary multimodal models show clear advantage.** As shown in Table 3, Gemini-2.5-Pro achieves the highest overall score across both open- and closed-source evaluations. Claude 4.0-Sonnet likewise approaches state-of-the-art performance, underscoring the substantial lead that top-tier proprietary multimodal systems currently maintain in this challenging domain.

**Performance scales with model size and deliberation time.** Within the Qwen2.5 and Qwen3 families, performance on ArtifactsBench rises with model capacity. Models with longer inference (sometimes termed “slow thinkers”) also score higher, indicating that intricate planning benefits from deeper computation.



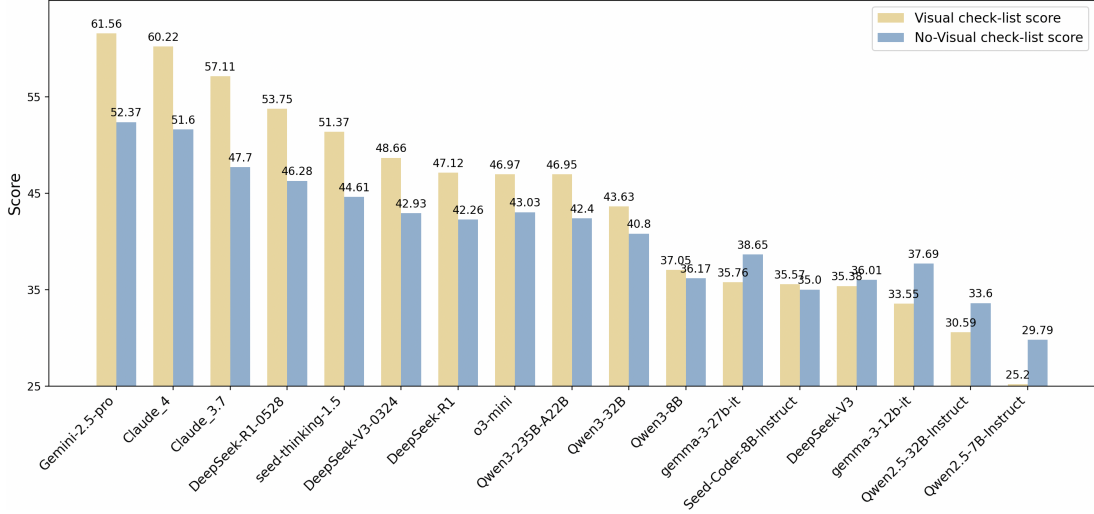


Figure 4: Correlation between vision- and code-oriented scores on ArtifactsBench. The strong positive trend indicates holistic capability and motivates assessing both dimensions.

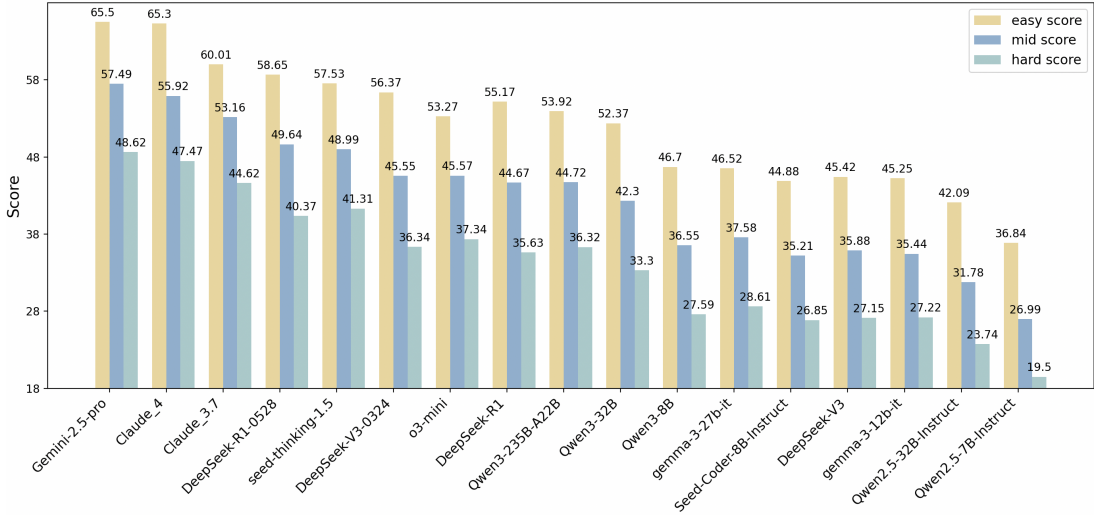


Figure 5: Scores across difficulty tiers on ArtifactsBench.

**Analysis of open-source model performance.** Among open-source contenders, DeepSeek-R1-0528 sets a new benchmark, indicating that strong code generation and general reasoning aid code-centric visualization. Distillation on limited data yields modest gains: DeepSeek-distill-qwen-32B improves only 3 points over Qwen-2.5-32B yet remains 5 points below Qwen3-32B, consistent with dynamic distillation findings (Liu et al., 2024b).

**Opportunities remain in challenging scenarios.** All models score lowest on Intensive Interactive tasks and complex, project-level visualization (e.g., *Management System*), pointing to clear avenues for improvement.

**Generalist skills outperform specialist expertise.** Instruction-tuned generalist models outperform domain-specific counterparts: Qwen-2.5-Instruct surpasses both Qwen-2.5-coder and Qwen2.5-VL-72B. Producing high-quality visual artifacts requires a synthesis of reasoning, instruction following, and design sense beyond isolated code generation or visual understanding.

### 4.3 Fine-grained Analysis

**Vision–Code correlation and difficulty stratification.** We categorize the 10 checklist items into five vision-oriented and five code-oriented criteria. Figure 4 shows a strong positive correlation between vision and code scores, indicating capability improvements are holistic rather than siloed. We further split the benchmark into three tiers; as shown in Figure 5, even the best models struggle on the hardest subset, while relative rankings remain stable across tiers, demonstrating strong discriminative power.

**Human validation and ablations.** We run a double-blind study on 280 queries and 6 models, judged by multiple front-end engineers. Agreement is measured by **Pair ACC**. Incorporating execution screenshots markedly improves

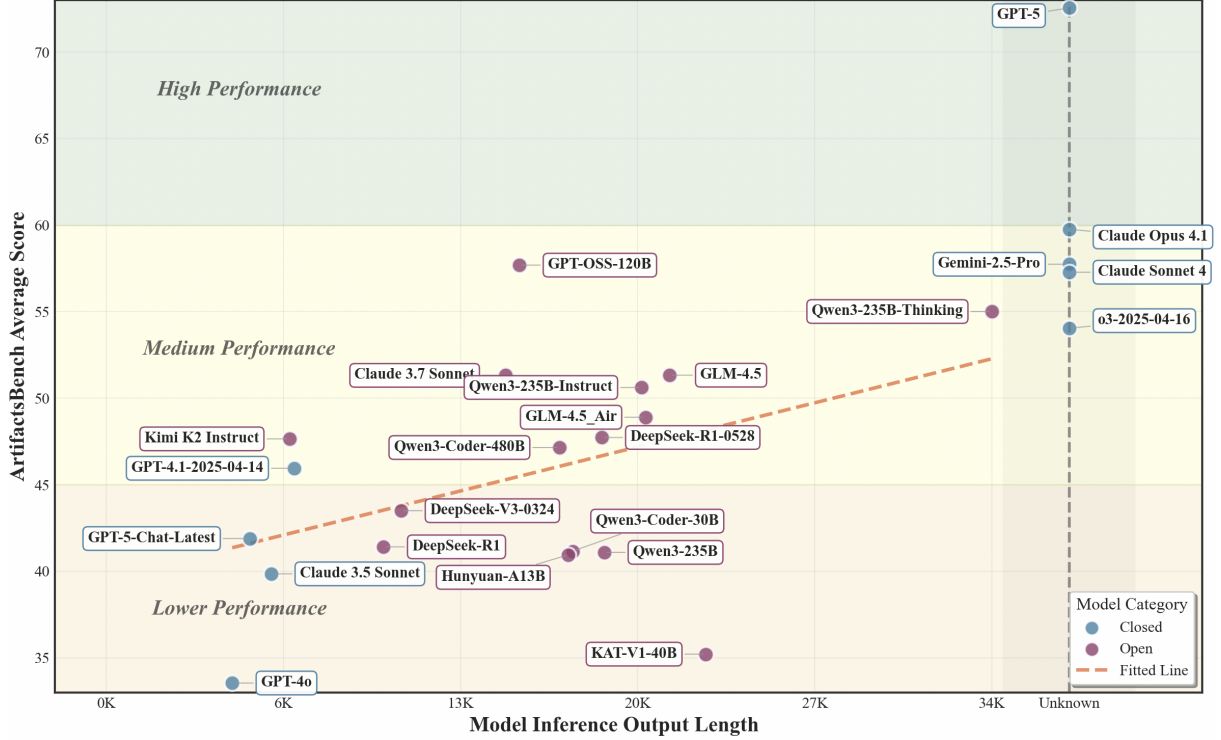


Figure 6: Relationship between model performance and response length on ArtifactsBench (Gemini-2.5-Pro as referee). The trend is broadly positive, but concise, well-structured outputs can remain competitive.

Table 4: Ablation study on multimodal referees with and without images.

Referee Models w/o img	Pair ACC	Referee Models w/ img	Pair ACC	Referee Models w/ imgs	Pair ACC
Qwen2.5-VL-72B	61.80%	Qwen2.5-VL-72B	68.08%	Qwen2.5-VL-72B	71.34%
GPT-o4-mini	72.41%	GPT-o4-mini	76.25%	GPT-o4-mini	79.41%
Gemini-2.5-pro	79.06%	Gemini-2.5-pro	87.10%	<b>Gemini-2.5-pro</b>	<b>90.95%</b>

Table 5: Ablation study on visual description vs. images and the role of answers.

Referee Models w/o img	Pair ACC	Referee Models w/ imgs	Pair ACC
Qwen3-32B-Instruct	64.12	Qwen3-32B-Instruct w/ caption	68.78
Qwen2.5-VL-72B	61.80	Qwen2.5-VL-72B w/ caption	66.14
Gemini-2.5-pro	79.06	Gemini-2.5-pro w/ caption	81.74
Gemini-2.5-pro	79.06	Gemini-2.5-pro only w/ imgs	74.94
Gemini-2.5-pro	79.06	Gemini-2.5-pro only w/ caption	70.56

agreement, and multiple screenshots better capture dynamics (Table 4). Replacing images with captions helps but remains inferior when visual capability is strong; removing the answer degrades quality, confirming the need for code-aware judging (Table 5). In addition, Figure 6 illustrates the relationship between model performance and response length. While longer responses broadly correlate with higher scores (suggesting deeper planning helps), notable efficient models remain competitive with concise outputs—indicating quality over verbosity and the value of compact, well-structured solutions.

**Cross-judge robustness and version stability.** We adopt two SOTA referees with complementary strengths: the open-source Qwen2.5-VL-72B (transparent and reproducible) and the proprietary Gemini-2.5-Pro (higher-capacity reference). They induce highly consistent partial-order constraints over model rankings; residual differences concentrate among top systems, where the stronger referee offers finer resolution. Moreover, replacing the deprecated preview Gemini-2.5-Pro-0506 with the stable Gemini-2.5-Pro yields identical ordering constraints, confirming version stability (see Appendix Figure 11 and Appendix Figure 10).

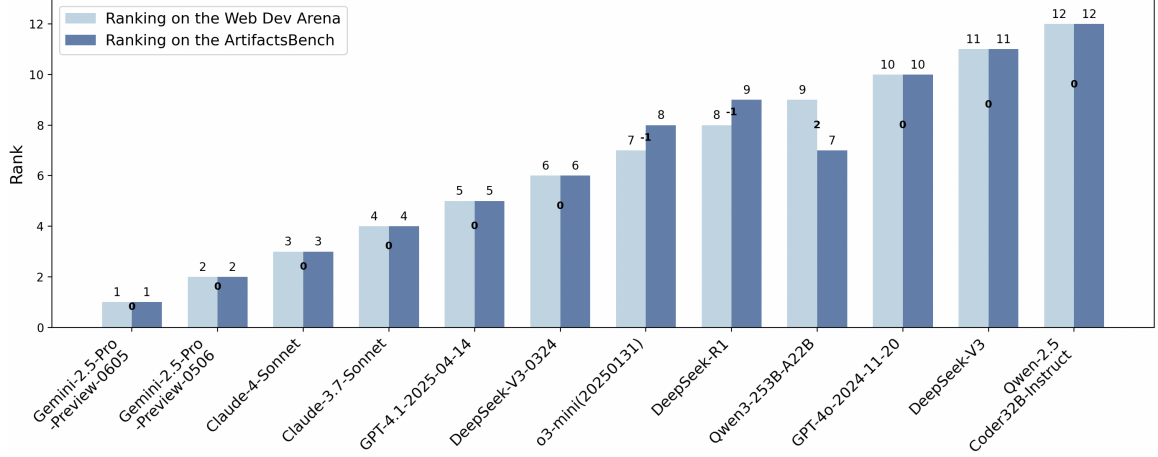


Figure 7: Ranking correlation between ArtifactsBench (judged by Gemini-2.5-pro) and the human-preference-based WebDev Arena. The strong alignment validates that our automated evaluation framework captures qualities that correlate with real-world user perceptions of performance.

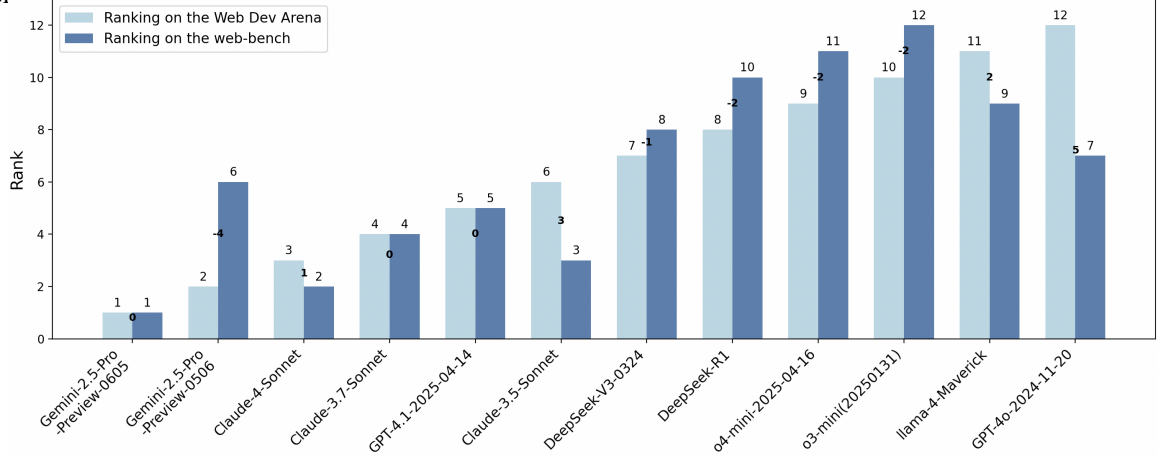


Figure 8: Ranking correlation between WebBench and WebDev Arena. The weaker alignment, compared to ArtifactsBench (Figure 7), suggests that prior static benchmarks may not fully capture the interactive and dynamic qualities prioritized by human users.

#### 4.4 Alignment with WebDev Arena

WebDev Arena (Zhou et al., 2023)—a de-facto human-preference gold standard—validates alignment. ArtifactsBench attains **94.4%** normalized Footrule consistency<sup>1</sup> versus **69.4%** for WebBench (Figures 7, 8), indicating stronger reflection of human priorities at scale. Beyond agreement, ArtifactsBench yields actionable diagnostics: for instance, o3-mini ranks slightly higher than human voting because it excels on static code-centric qualities (extensibility, robustness, runtime performance), surfacing strengths that human preference may underweight. We additionally include full leaderboards with both Gemini-2.5-Pro and Qwen2.5-VL-72B referees in the appendix for completeness, while key findings are reported here without deferral.

## 5 Related Work

**Benchmarks for Visual Code Generation.** Foundational benchmarks (HumanEval (Chen et al., 2021), SWE-Bench (Jimenez et al., 2023)) assess algorithms/repositories but not visual fidelity, dynamics, and interaction. Visual-code efforts such as pix2code (Wüst et al., 2024) and Web2Code (Yun et al., 2024) target screenshot-to-code; WebBench (Xu et al., 2025) targets DOM alignment; FullFront (Sun et al., 2025) evaluates the development *process*; WebDev Arena (LMSYS Org, 2024) captures human preference. ArtifactsBench complements these by evaluating live, operable artifacts with complex dynamics via a checklist-driven protocol that yields interpretable diagnostics beyond a single score. It also covers structured graphics (StarVector (Rodriguez et al., 2023), LLM4SVG (Xing et al., 2025)) and dynamic scenes: instead of navigating existing environments (Open CaptchaWorld (Luo et al., 2025)), we assess generating such dynamics via snapshot-based checks (e.g., physics-based mini-games). *Our snapshot-based check is designed to verify that required state transitions and interactive feedback truly occur, and*

<sup>1</sup>Based on the  $L_1$  distance between rank vectors; closer to 1 is better.



---

to provide compact, reviewable evidence that enables consistent judging across models and tasks.

**Evaluation Paradigms for Interactive Visual Artifacts.** DOM/pixel similarity misses high-level semantics and interaction flow. Multimodal LLMs (Gemini Team & Google, 2023; OpenAI, 2023) enable code-aware visual judging within a structured protocol. While these models have shown promising results in perception and QA, they can suffer from hallucination, prompt sensitivity, limited awareness of engineering/code quality, and version drift (Zheng et al., 2023; Ge et al., 2023). Accordingly, ArtifactsBench adds structured safeguards—temporal snapshot evidence coupled with fine-grained, task-tailored checklists and a dual-referee protocol (Gemini-2.5-Pro and Qwen2.5-VL-72B)—to improve reliability and interpretability, while keeping this section focused on prior art.

## 6 Conclusion

We present **ArtifactsBench**, an automated benchmark for evaluating LLMs on dynamic visual artifacts, addressing static/non-visual gaps. Contributions: (i) a diverse, difficulty-calibrated set of **1,825** tasks; (ii) an automated, checklist-guided MLLM referee scoring code, visuals, and interaction. Across **30+** LLMs, scores align strongly with expert judgments and Web-Dev Arena, offering diagnostics on strengths/failure modes and advancing artifact generation.

## 7 Contributions and Acknowledgements

Our team members contribute to the development of ArtifactsBench from the following perspectives:

### First Authors

- Chenchen Zhang, Tencent
- Yuhang Li, Tencent

### Core Contributors — Algorithm Support

- |                          |                         |                        |
|--------------------------|-------------------------|------------------------|
| • Can Xu, Tencent        | • Jiaheng Liu, NJU      | • Ao Liu, Tencent      |
| • Changzhi Zhou, Tencent | • Ken Deng, Independent | • Dengpeng Wu, Tencent |
| • Guanhua Huang, Tencent | • Kejiao Li, Tencent    | • Qi Yi, Tencent       |
| • Ruibin Xiong, Tencent  | • Shihui Hu, Tencent    | • Yue Zhang, Tencent   |
| • Yuhao Jiang, Tencent   | • Zenan Xu, Tencent     | • Yuanxing Zhang, PKU  |

### Corresponding Authors

- |   |                        |                          |
|---|------------------------|--------------------------|
| • Wiggan Zhou, Tencent                          | • Chayse Zhou, Tencent | • Fengzong Lian, Tencent |
| {wigginzhou, chaysezhou, faxonlian}@tencent.com |                        |                          |

### Acknowledgements — Data and Front-End Technical Support (Alphabet Order)

- |                        |                          |                         |
|------------------------|--------------------------|-------------------------|
| • Bohui Zhai, Tencent  | • Guoxiang He, Tencent   | • Haotian Zhu, Tencent  |
| • Hebin Li, Tencent    | • Jie Zhao, Tencent      | • Le Zhang, Tencent     |
| • Lingyun Tan, Tencent | • Pengyu Guo, Tencent    | • Xianshu Pang, Tencent |
| • Yang Ruan, Tencent   | • Zhifeng Zhang, Tencent | • Zhonghu Wang, Tencent |
| • Ziyang Xu, Tencent   | • Zuopu Yin, Tencent     |                         |

---

## References

- Anthropic. System Card: Claude Opus 4 & Claude Sonnet 4. <https://www-cdn.anthropic.com/6be99a52cb68eb70eb9572b4cafad13df32ed995.pdf>, May 2025. Accessed: 2024-05-22.
- Mark Chen, Jerry Tworek, Heewoo Jun, Qiming Yuan, Henrique Ponde De Oliveira Pinto, Jared Kaplan, Harri Edwards, Yuri Burda, Nicholas Joseph, Greg Brockman, et al. Evaluating large language models trained on code. *arXiv preprint arXiv:2107.03374*, 2021.
- Wentao Ge, Shunian Chen, Guiming Hardy Chen, Junying Chen, Zhihong Chen, Nuo Chen, Wenya Xie, Shuo Yan, Chenghao Zhu, Ziyue Lin, et al. Mllm-bench: evaluating multimodal llms with per-sample criteria. *arXiv preprint arXiv:2311.13951*, 2023.
- Gemini Team and Google. Gemini: A family of highly capable multimodal models, 2023.
- Daya Guo, Dejian Yang, Haowei Zhang, Junxiao Song, Ruoyu Zhang, Runxin Xu, Qihao Zhu, Shirong Ma, Peiyi Wang, Xiao Bi, et al. Deepseek-r1: Incentivizing reasoning capability in llms via reinforcement learning. *arXiv preprint arXiv:2501.12948*, 2025.
- Aaron Jaech, Adam Kalai, Adam Lerer, Adam Richardson, Ahmed El-Kishky, Aiden Low, Alec Helyar, Aleksander Madry, Alex Beutel, Alex Carney, et al. Openai o1 system card. *arXiv preprint arXiv:2412.16720*, 2024.
- Juyong Jiang, Fan Wang, Jiasi Shen, Sungju Kim, and Sunghun Kim. A survey on large language models for code generation. *arXiv preprint arXiv:2406.00515*, 2024.
- Carlos E Jimenez, John Yang, Alexander Wettig, Shunyu Yao, Kexin Pei, Ofir Press, and Karthik Narasimhan. Swe-bench: Can language models resolve real-world github issues? *arXiv preprint arXiv:2310.06770*, 2023.
- Aixin Liu, Bei Feng, Bing Xue, Bingxuan Wang, Bochao Wu, Chengda Lu, Chenggang Zhao, Chengqi Deng, Chenyu Zhang, Chong Ruan, et al. Deepseek-v3 technical report. *arXiv preprint arXiv:2412.19437*, 2024a.
- Ao Liu, Botong Zhou, Can Xu, Chayse Zhou, ChenChen Zhang, Chengcheng Xu, Chenhao Wang, Decheng Wu, Dengpeng Wu, Dian Jiao, et al. Hunyuan-turbos: Advancing large language models through mamba-transformer synergy and adaptive chain-of-thought. *arXiv preprint arXiv:2505.15431*, 2025.
- Jiaheng Liu, Chenchen Zhang, Jinyang Guo, Yuanxing Zhang, Haoran Que, Ken Deng, Jie Liu, Ge Zhang, Yanan Wu, Congnan Liu, et al. Ddk: Distilling domain knowledge for efficient large language models. *Advances in Neural Information Processing Systems*, 37:98297–98319, 2024b.
- LMSYS Org. Chatbot Arena Leaderboard. <https://web.lmarena.ai/leaderboard>, 2024. Accessed: 2024-05-23.
- Fanbin Lu, Zhisheng Zhong, Shu Liu, Chi-Wing Fu, and Jiaya Jia. Arpo: End-to-end policy optimization for gui agents with experience replay. *arXiv preprint arXiv:2505.16282*, 2025a.
- Zimu Lu, Yunqiao Yang, Houxing Ren, Haotian Hou, Han Xiao, Ke Wang, Weikang Shi, Aojun Zhou, Mingjie Zhan, and Hongsheng Li. Webgen-bench: Evaluating llms on generating interactive and functional websites from scratch. *arXiv preprint arXiv:2505.03733*, 2025b.
- Yaxin Luo, Zhaoyi Li, Jiacheng Liu, Jiacheng Cui, Xiaohan Zhao, and Zhiqiang Shen. Open captchaworld: A comprehensive web-based platform for testing and benchmarking multimodal llm agents. *arXiv preprint arXiv:2505.24878*, 2025.
- Atsuyuki Miyai, Zaiying Zhao, Kazuki Egashira, Atsuki Sato, Tatsumi Sunada, Shota Onohara, Hiromasa Yamanishi, Mashiro Toyooka, Kunato Nishina, Ryoma Maeda, et al. Webchorearena: Evaluating web browsing agents on realistic tedious web tasks. *arXiv preprint arXiv:2506.01952*, 2025.
- OpenAI. Gpt-4v(ision) system card. [https://cdn.openai.com/papers/GPTV\\_System\\_Card.pdf](https://cdn.openai.com/papers/GPTV_System_Card.pdf), 2023.
- Juan A Rodriguez, Shubham Agarwal, Issam H Laradji, Pau Rodriguez, David Vazquez, Christopher Pal, and Marco Pedersoli. Starvector: Generating scalable vector graphics code from images. *arXiv preprint arXiv:2312.11556*, 2023.
- ByteDance Seed, Yufeng Yuan, Yu Yue, Mingxuan Wang, Xiaochen Zuo, Jiaze Chen, Lin Yan, Wenyan Xu, Chi Zhang, Xin Liu, et al. Seed-thinking-v1. 5: Advancing superb reasoning models with reinforcement learning. *arXiv preprint arXiv:2504.13914*, 2025.
- Haoyu Sun, Huichen Will Wang, Jiawei Gu, Linjie Li, and Yu Cheng. Fullfront: Benchmarking mllms across the full front-end engineering workflow. *arXiv preprint arXiv:2505.17399*, 2025.

- 
- Gemma Team, Aishwarya Kamath, Johan Ferret, Shreya Pathak, Nino Vieillard, Ramona Merhej, Sarah Perrin, Tatiana Matejovicova, Alexandre Ramé, Morgane Rivi re, et al. Gemma 3 technical report. *arXiv preprint arXiv:2503.19786*, 2025.
- Chengyue Wu, Yixiao Ge, Qiushan Guo, Jiahao Wang, Zhixuan Liang, Zeyu Lu, Ying Shan, and Ping Luo. Plot2code: A comprehensive benchmark for evaluating multi-modal large language models in code generation from scientific plots. *arXiv preprint arXiv:2405.07990*, 2024.
- Antonia W st, Wolfgang Stammer, Quentin Delfosse, Devendra Singh Dhami, and Kristian Kersting. Pix2code: Learning to compose neural visual concepts as programs. *arXiv preprint arXiv:2402.08280*, 2024.
- Ximing Xing, Juncheng Hu, Guotao Liang, Jing Zhang, Dong Xu, and Qian Yu. Empowering llms to understand and generate complex vector graphics. In *Proceedings of the Computer Vision and Pattern Recognition Conference*, pp. 19487–19497, 2025.
- Kai Xu, YiWei Mao, XinYi Guan, and ZiLong Feng. Web-bench: A llm code benchmark based on web standards and frameworks. *arXiv preprint arXiv:2505.07473*, 2025.
- An Yang, Baosong Yang, Binyuan Hui, Bo Zheng, Bowen Yu, Chang Zhou, Chengpeng Li, Chengyuan Li, Dayiheng Liu, Fei Huang, et al. Qwen2 technical report. *arXiv preprint arXiv:2407.10671*, 2024.
- An Yang, Anfeng Li, Baosong Yang, Beichen Zhang, Binyuan Hui, Bo Zheng, Bowen Yu, Chang Gao, Chengen Huang, Chenxu Lv, et al. Qwen3 technical report. *arXiv preprint arXiv:2505.09388*, 2025.
- Sukmin Yun, Haokun Lin, Rusiru Thushara, Mohammad Qazim Bhat, Yongxin Wang, Zutao Jiang, Mingkai Deng, Jinhong Wang, Tianhua Tao, Junbo Li, et al. Web2code: A large-scale webpage-to-code dataset and evaluation framework for multimodal llms. *arXiv preprint arXiv:2406.20098*, 2024.
- Alexander Zhang, Marcus Dong, Jiaheng Liu, Wei Zhang, Yejie Wang, Jian Yang, Ge Zhang, Tianyu Liu, Zhongyuan Peng, Yingshui Tan, et al. Codecriticbench: A holistic code critique benchmark for large language models. *arXiv preprint arXiv:2502.16614*, 2025.
- Lianmin Zheng, Wei-Lin Chiang, Ying Sheng, Siyuan Zhuang, Zhanghao Wu, Yonghao Zhuang, Zi Lin, Zhuohan Li, Dacheng Li, Eric Xing, et al. Judging llm-as-a-judge with mt-bench and chatbot arena. *Advances in Neural Information Processing Systems*, 36:46595–46623, 2023.
- Shuyan Zhou, Frank F Xu, Hao Zhu, Xuhui Zhou, Robert Lo, Abishek Sridhar, Xianyi Cheng, Tianyue Ou, Yonatan Bisk, Daniel Fried, et al. Webarena: A realistic web environment for building autonomous agents. *arXiv preprint arXiv:2307.13854*, 2023.

---

## A Appendix

### A.1 Limitations and Future Work

While ArtifactsBench represents a significant step forward in the automated evaluation of LLM-generated visual code, we recognize its limitations, which in turn open up exciting avenues for future research.

**Deepening the Evaluation of Interactivity.** Our current methodology evaluates dynamic behavior by capturing and analyzing a sequence of screenshots at fixed intervals. This approach effectively assesses many forms of interactivity. However, for highly complex, long-horizon, or state-dependent interactions (e.g., multi-step user workflows in a web application, or the nuanced physics in a game), this discrete sampling may not fully capture the fluidity, correctness, and robustness of the entire interactive experience. Future work could explore more sophisticated dynamic analysis techniques, such as programmatically interacting with the Document Object Model (DOM) to verify state transitions or employing video-based analysis to evaluate the entire user session, thereby enabling a more profound understanding of complex interaction logic.

**Exploring Agentic and Iterative Development.** ArtifactsBench currently focuses on evaluating the quality of the final artifact generated in a single turn from a given prompt. This scope does not assess an LLM’s capability to function as an autonomous **agent** that can iteratively refine an artifact based on feedback, debug its own code in response to errors, or plan and execute a multi-step development process. These agentic capabilities are crucial for tackling real-world software engineering challenges. A promising direction for future research is to extend ArtifactsBench into an agentic evaluation framework. In such a setup, the model would need to engage in a multi-turn dialogue with a simulated environment (e.g., a user, a linter, or a debugger) to incrementally build, test, and enhance the visual artifact. This would provide a more realistic testbed for evaluating the end-to-end problem-solving abilities required for truly intelligent and collaborative code generation.

### A.2 Detailed Analysis of the Results

**Proprietary multimodal models demonstrate a clear advantage.** As shown in Table 3, Gemini-2.5-Pro achieves the highest overall score across both our open-source and proprietary human evaluations. Claude 4.0-Sonnet likewise approaches state-of-the-art performance, underscoring the substantial lead that top-tier proprietary multimodal systems currently maintain in this challenging domain.

**Performance scales with model size and deliberation time.** Within the Qwen2.5 and Qwen3 model families, we observe a consistent trend: performance on **ArtifactsBench** scales positively with model capacity. Moreover, models engaging in extended inference—so-called “slow-thinkers”—tend to score higher, indicating that the intricate planning required for visual code generation benefits appreciably from deeper computational reasoning.

**Analysis of open-source model performance.** Among the open-source contenders, DeepSeek-R1-0528 sets a new benchmark, demonstrating that models with robust code generation and general reasoning capabilities can excel in code-centric visualization tasks. We also note an important knowledge-distillation finding: DeepSeek-R1-Distill-Qwen-32B improves by only 3 percentage points over its base Qwen-2.5-32B, yet remains 5 points below Qwen3-32B. This suggests that distillation on a limited dataset may be insufficient to endow models with the robust, generalizable skills required for advanced visual-code synthesis. This result is in line with recent findings in knowledge distillation research, where it has been shown that dynamically adjusting the distillation data to focus on areas of large performance gaps between teacher and student models is more effective than using a static dataset (Liu et al., 2024b).

**Opportunities remain in challenging scenarios.** All models record their lowest scores on the Intensive Interactive cases within the static–dynamic classification tasks. They also perform worst on complex, project-level visualization scenarios—such as “Management System” cases—highlighting clear avenues for future improvement in these demanding settings.

**Generalist skills outperform specialist expertise.** Perhaps our most striking finding is that instruction-tuned generalist models outperform domain-specific counterparts. Specifically, Qwen-2.5-Instruct surpasses both the code-focused Qwen-2.5-coder and the vision-specialized Qwen2.5-VL-72B. This compellingly illustrates that producing high-quality visual artifacts is not a simple sum of isolated code generation and visual understanding abilities. Rather, it demands a higher-order synthesis of capabilities—including robust reasoning, nuanced instruction following, and an implicit sense of design aesthetics. These are precisely the holistic, meta-level skills that top-tier generalist models acquire through vast and diverse training, and which benchmarks like **ArtifactsBench** are uniquely poised to evaluate.

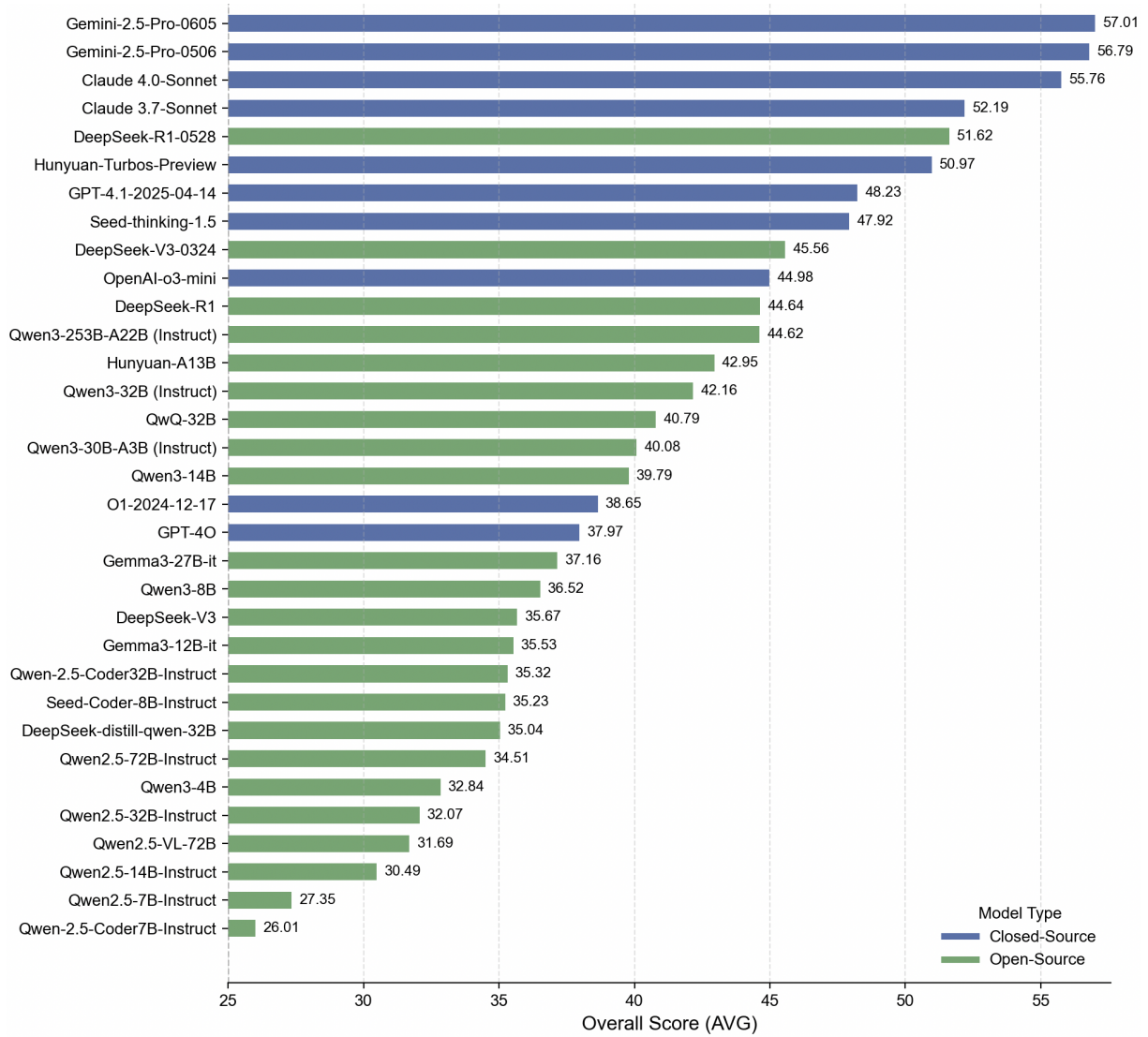


Figure 9: An overview of the competitive landscape on ArtifactsBench, scored by the Gemini-2.5-Pro-0506 referee. This chart summarizes the overall scores (AVG) of leading models, highlighting the current state-of-the-art and the performance distribution across different model families.

**Visual and Code-Based Analysis** We categorize the 10 checklist items into two groups based on their evaluation dependencies: 5 vision-oriented checklists and 5 code-oriented checklists. As shown in Figure 4, The results demonstrate a positive correlation between vision and code scores, suggesting that model improvements tend to be comprehensive rather than isolated to specific capabilities. Focusing solely on visual scores or interactive experience may overlook critical strengths or weaknesses in the underlying code generation. Conversely, exclusive attention to code quality risks missing important visual aspects, leading to incomplete assessments. Furthermore, as model capabilities advance, they increasingly prioritize the visual presentation of generated code, thereby enhancing real-world usability.

**Difficulty Analysis** We split the benchmark into three tiers of increasing difficulty. As illustrated in Figure 5, even the best-performing models struggle to surpass 50 points on the most challenging subset, indicating that our benchmark remains far from saturation. Moreover, the models’ relative rankings remain consistent across all tiers, and each tier continues to offer strong discriminative power—demonstrating that our benchmark reliably differentiates model capabilities at every level of difficulty.

### A.3 Validation with Human Experts

To validate the fidelity of our automated MLLM-based evaluation, we conduct a rigorous human evaluation study. We randomly selected 280 queries, along with the corresponding data from 6 models, and have them independently scored by multiple engineers with extensive front-end development experience. The process follows a **double-blind**



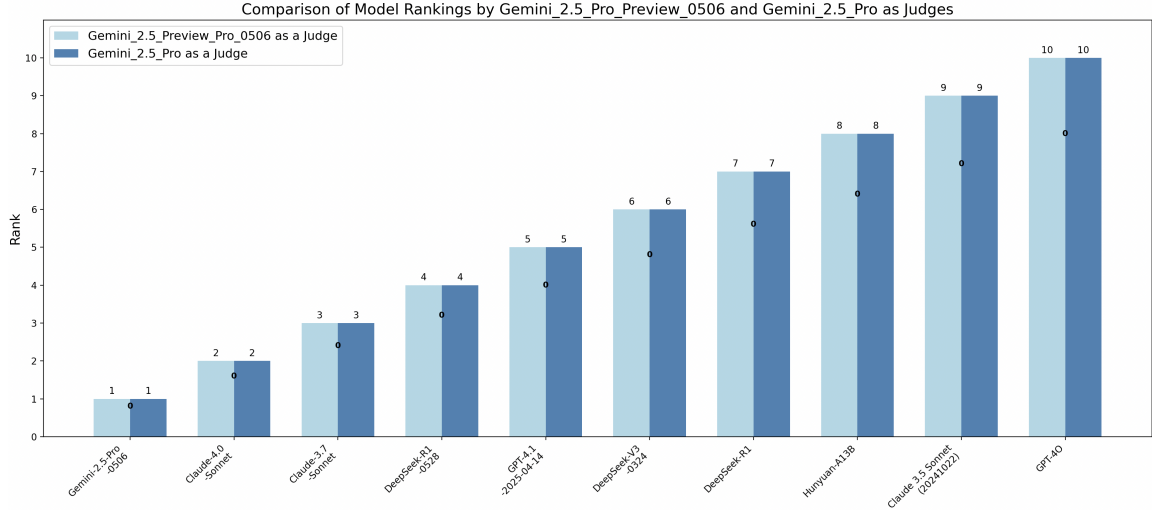


Figure 10: Version stability: Gemini-2.5-Pro-Preview-0506 vs. stable Gemini-2.5-Pro. The induced partial-order constraints are identical, preserving leaderboard conclusions.

**protocol:** annotators remain unaware of the MLLM’s scores, and the samples appear in randomized order to mitigate bias. The final human ground-truth score represents the median of the individual annotators’ ratings.

To quantify the agreement between our automated referee and human experts, we compute the pairwise consistency rate, denoted as **Pair ACC**. For a given query with  $m$  model responses, we can form  $\frac{m(m-1)}{2}$  unique pairs of responses. We then count the number of pairs for which the MLLM referee and the human judges agree on the rank ordering (i.e., which response is better). The consistency rate is the ratio of these concordant pairs to the total number of pairs. This metric allows us to select the most reliable MLLM referee and robustly demonstrates the strong correlation between our automated evaluation and expert human judgment.

**Cross-judge ranking consistency** We further compare the partial-order ranking induced by two state-of-the-art referee models: the closed-source Gemini-2.5-Pro-Preview-0506 and the open-source Qwen2.5-VL-72B. As illustrated in Figure 11, the two referees yield largely consistent order constraints over model performance. Residual differences are concentrated among top-tier systems, where the stronger referee exhibits finer discriminative power. This observation supports two conclusions: (1) our findings are robust to the choice of MLLM referee, and (2) stronger referees provide higher resolution at the head of the leaderboard without altering the overall competitive landscape.

**Version stability of the Gemini referee** Given that Gemini-2.5-Pro-Preview-0506 has been deprecated, we additionally compare it with the stable Gemini-2.5-Pro release. As shown in Appendix Figure 10, the two versions induce *identical partial-order constraints* over model rankings on **ArtifactsBench**. This means every pairwise ordering decision is the same, and replacing the preview with the stable version does not change any leaderboard conclusions.

**Ablation studies.** We present ablation studies in Tables 4 and 5 to examine the alignment between different referee models and human judgments. The experimental configurations include: (1) “w/o img” - inputting only the query and answer to the LLM without images; (2) “w/ img” - leveraging the model’s visual capability by providing the query, answer, and one execution screenshot; (3) “w/ imgs” - extending the “w/ img” configuration with multiple screenshots to capture dynamic visual effects; (4) “w/ caption” - replacing images with MLLM-generated descriptions; and (5) “only w/ imgs”/“only w/ caption” - removing the answer from the “w/ imgs” and “w/ caption” input configurations respectively.

Table 4 reveals two key findings: First, the significant improvement in pair accuracy when including execution screenshots demonstrates that multimodal LLMs effectively utilize visual information for more reasonable evaluation. Second, comparing columns 2 and 3 shows that multiple screenshots help models capture dynamic effects, further enhancing prediction accuracy. However, since referee models can extract additional strengths and weaknesses from the code-level perspective, their evaluation criteria may diverge from human judgments. This explains why even the strongest referee model, Gemini, shows some discrepancy in scoring consistency with human assessments, which simultaneously demonstrates ArtifactsBench’s advantage of comprehensively evaluating answers from multiple dimensions.

The first three rows of Table 5 reveal that describing execution screenshots as text inputs can improve the evaluation accuracy of large models. Nevertheless, when the model itself has strong visual analysis capabilities, directly

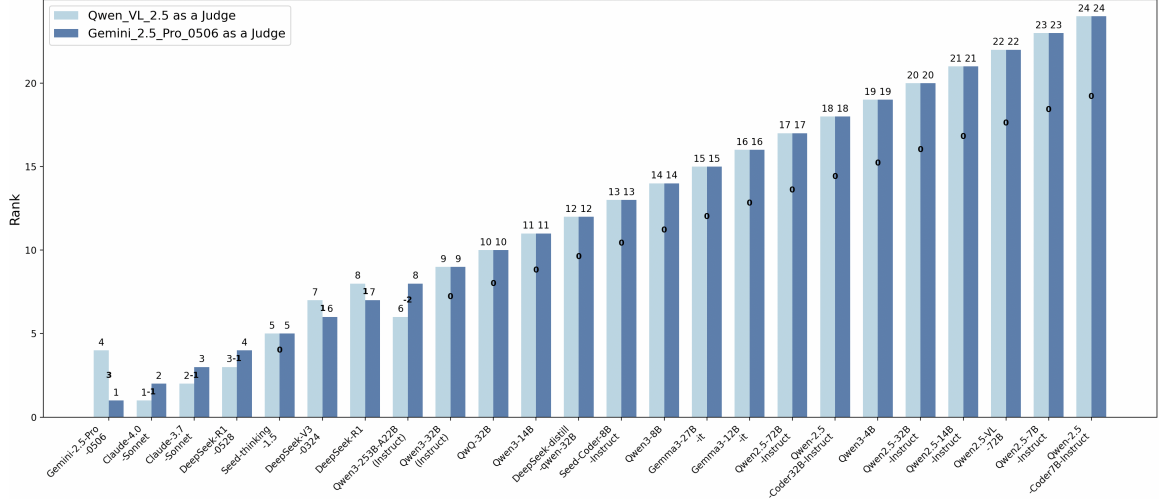


Figure 11: Cross-judge comparison (Gemini-2.5-Pro-Preview-0506 vs. Qwen2.5-VL-72B): highly consistent partial orders; minor top-tier differences.

inputting screenshots yields better performance. The last two rows of Table 5 indicate that evaluation effectiveness decreases when only providing the query and execution screenshots, confirming the necessity of including the answer in the input. In addition, we provide a detailed analysis of the consistency analysis between ArtifactsBench and WebDev Arena in the appendix.

#### A.4 Reproducibility and future directions

We release dataset specs, checklist templates, evaluation scripts, and referee settings; future work targets richer dynamics beyond discrete screenshots, agentic multi-turn self-debugging, and broader artifact domains.

#### A.5 Evaluation Results from Additional Scoring Referees

Table 6 and 7 present the detailed evaluation results from two distinct MLLM-as-a-Judge referees, Gemini-2.5-Pro and Qwen2.5-VL-72B, respectively, assessing multiple mainstream large language models on the ArtifactsBench benchmark. Gemini-2.5-Pro, as a leading closed-source multimodal model, provides a high-accuracy benchmarking standard, while the open-source Qwen2.5-VL-72B offers a more cost-effective alternative.

The results demonstrate a high degree of consistency in the model rankings computed by these two referee models, despite differences in their architectures and capabilities. This consistency not only validates the stability of the ArtifactsBench evaluation metrics but also indicates a convergent consensus among multimodal experts in judging code generation quality. Nevertheless, minor discrepancies are observed in the fine-grained scoring of certain complex interactive tasks, reflecting potential cognitive biases in how different MLLMs interpret long-horizon interaction logic and dynamic visual feedback.

MODEL	IFLEN	SCORE									
		SV	MMD	HD	II	GAME	SVG	WEB	SI	MS	AVG
Closed-Source Large Language Models											
GPT-5	–	72.24	79.82	75.17	69.81	77.89	73.40	71.31	79.41	64.95	72.55
Claude-opus-4-1	–	58.07	60.47	61.35	59.42	61.63	57.03	60.11	58.87	57.43	59.76
Gemini-2.5-Pro	–	60.14	59.18	58.71	55.62	58.38	65.33	58.12	55.54	53.18	57.74
Claude Sonnet 4 (20250514)	–	56.82	60.06	60.08	55.16	57.98	53.85	58.36	58.35	55.38	57.28
o3-2025-04-16	–	54.90	56.88	55.92	51.85	54.33	56.37	52.95	55.75	50.21	54.04
GPT-4.1-2025-04-14	7290.94	43.81	47.35	47.28	45.92	49.30	42.47	46.11	45.39	41.05	45.95
GPT-4o	4882.36	34.91	33.59	35.74	31.30	33.04	33.75	34.22	31.44	32.10	33.54
Open-Source Large Language Models											
GPT-OSS-120B	16018.79	58.11	56.78	58.90	54.93	53.88	54.19	58.77	57.69	56.97	56.91
Qwen3-235B-A22B-Thinking-2507	34357.84	53.63	55.66	56.90	54.32	56.35	44.80	55.90	57.35	54.09	55.01
GLM-4.5	21854.10	51.07	54.94	53.10	49.68	54.79	51.79	51.66	52.06	47.30	51.33
Claude 3.7 Sonnet (20250219)	15480.06	49.76	51.64	53.17	50.79	51.11	45.37	53.52	50.81	51.74	51.32
Qwen3-235B-A22B-Instruct-2507	20765.47	48.35	50.37	53.03	50.16	50.67	40.41	52.19	50.24	50.83	50.62
GLM-4.5_Air	20925.02	48.26	52.53	51.70	46.44	52.79	48.41	49.70	55.60	44.40	48.90
DeepSeek-R1-0528	19215.71	48.11	53.32	49.54	45.45	50.46	45.06	47.86	54.08	42.69	47.73
Kimi K2 Instruct	7116.99	50.11	51.28	49.88	44.31	47.08	50.61	46.81	48.88	46.15	47.65
Qwen3-Coder-480B-A35B-Instruct	17581.53	46.32	50.77	48.68	45.99	49.27	40.18	48.11	49.66	46.06	47.15
DeepSeek-V3-0324	11443.06	44.04	43.47	46.82	40.95	45.29	40.20	45.56	37.22	42.17	43.50
DeepSeek-R1	10751.63	42.99	43.75	43.69	38.68	40.89	42.43	41.91	40.80	39.82	41.41
Qwen3-235B-A22B	19314.92	42.75	42.03	43.01	38.76	40.68	40.15	42.62	38.92	39.39	41.09
hunyuan-A13B	17924.89	41.09	41.73	42.14	39.94	40.84	39.87	42.34	37.35	40.27	40.95
Claude 3.5 Sonnet (20241022)	6391.96	41.44	42.08	42.40	36.95	38.46	41.94	41.26	39.43	38.17	39.85
KAT-V1-40B	23262.57	34.34	37.67	38.01	33.32	33.42	28.20	35.84	37.17	35.78	35.21

Table 6: Detailed evaluation results on ArtifactsBench, scored by the Gemini-2.5-Pro referee. Performance is detailed across interactivity levels (**SV**: Static Visual, **MMD**: Mild-to-Moderate Dynamics, **HD**: High Dynamics, **II**: Intensive Interactive) and task categories (**GAME**, **SVG**, **WEB**, **SI**: Simulation, **MS**: Management System). **AVG** is the global average. **IFLEN** represents the average response length. Top proprietary multimodal models lead overall, and performance scales with model capacity.

RANK	MODEL	INSTITUTION	AVG RESPONSE LENGTH	QWEN2.5-VL-72B SCORE
<i>Open-Source Large Language Models</i>				
1	Qwen2.5 7B-Instruct	Qwen	7905.21	42.72
2	Qwen2.5 14B-Instruct	Qwen	6334.34	44.76
3	Qwen2.5 32B-Instruct	Qwen	5115.49	46.09
4	Qwen2.5 72B-Instruct	Qwen	6029.47	51.30
5	Qwen2.5-VL-72B	Qwen	3539.15	44.45
6	QwQ-32B	Qwen	20232.53	60.41
7	Qwen3-4B	Qwen	35479.79	48.11
8	Qwen3-8B	Qwen	22319.97	56.29
9	Qwen3-14B	Qwen	15118.26	59.97
10	Qwen3-32B (Instruct)	Qwen	17394.15	63.14
12	Qwen3-30B-A3B (Base)	Qwen	35679.24	23.43
13	Qwen3-253B-A22B (Instruct)	Qwen	19400.61	66.35
14	Qwen-2.5-Coder7B-Instruct	Qwen	5800.23	34.57
15	Qwen-2.5-Coder32B-Instruct	Qwen	6318.59	49.72
16	DeepSeek-R1	DeepSeek	10754.69	66.22
17	DeepSeek-R1-0528	DeepSeek	20780.42	73.78
18	DeepSeek-V3-0324	DeepSeek	11455.42	66.27
19	DeepSeek-distill-qwen-32B	DeepSeek	9249.36	57.14
20	Gemma3-12B-it	Google	7955.42	52.49
21	Gemma3-27B-it	Google	7912.14	52.99
22	Seed-Coder-8B-Instruct	ByteDance	8934.07	56.73
<i>Closed-Source Large Language Models</i>				
23	Seed-thinking-1.5	ByteDance	14823.72	68.74
24	Claude 3.7	Anthropic	15470.66	73.80
25	Claude 4.0-Sonnet	Anthropic	20633.88	78.86
26	Gemini-2.5-Pro-0506	Google	–	71.01

Table 7: Evaluation results on ArtifactsBench using Qwen2.5-VL-72B as the MLLM referee. The table presents model rankings based on comprehensive assessment across various dimensions. **RANK** indicates the position in evaluation order, **AVG RESPONSE LENGTH** represents the average length of model responses, and **QWEN2.5-VL-72B SCORE** shows the evaluation score when using Qwen2.5-VL-72B as the multimodal referee.

## A.6 Quality Filtering of Queries

We use the following prompt to filter the quality of queries, with the aim of selecting high-quality, practical, complete, and privacy-free queries.

```
You are a professional Query Evaluation Expert with advanced analytical reasoning abilities.
Your task is to conduct a comprehensive, step-by-step evaluation of a given question using a detailed Chain of Thought
(CoT) approach.
Evaluation Framework:
Stage 1: Comprehensive Problem Understanding
- Carefully analyze the original problem statement
- Identify explicit and implicit requirements
- Assess technical complexity and contextual constraints
Stage 2: Please rate the given question based on the following five dimensions and provide the rating result:
- Quality: Does the question have a clear logical structure, is it expressed accurately, and does it avoid ambiguity?
- Creativity: Does the question offer novelty, providing new perspectives or problem-solving opportunities compared
to existing ones?
- Relevance: Does the question have practical value, such as applicability to specific use cases or its ability to assess
valuable knowledge points or skills?
- Completeness: Is the question description clear and comprehensive, with no critical information missing? Are the
given conditions sufficient and reasonable to support the derivation of a correct answer?
- Privacy: Does the question avoid requesting or involving any sensitive personal information, such as phone
numbers, addresses, or other identifiable details?
Output Specifications:
- Rating Range:
  - Each evaluation dimension and the overall score range from 1 to 10, with 1 being the worst and 10 being the best.
- Reasoning: All scores must have clear, specific reasoning to support them.
- Structure: The final output must be clear, concise, and professional.
- Objectivity: The rating must be neutral and fair.
- The final output should be a JSON object with the five scores and an overall score (average of the five dimensions),
as shown below:
```json
{
  "Quality": "8",
  "Creativity": "7",
  "Relevance": "9",
  "Completeness": "9",
  "Privacy": "7",
  "Total Score": "8.0"
}
```
Please rate the following question according to the above standards:
-----question-start-----
Question
-----question-end-----
```

Figure 12: The prompt for query quality filtering.

## A.7 Classification of Queries

We use Gemini-2.5-Pro to classify queries, and the specific prompt is shown in Figures 13 and 14. They only require a query as input.

## A.8 The Prompt for Model Scoring

We present the prompt for generating the checklist in Figures 15 and 16, which takes a query as input. After manual review, it will be put into use. The final scoring prompt, shown in Figure 17, requires the query, answer, and checklist as input.

You are a master at categorizing queries into specific classes. You will receive a series of queries, and your task is to accurately assign them to predefined major and minor categories based on their content. The output format for each query should be “MajorCategory-MinorCategory”.

Evaluation Framework:

Phase 1: Comprehensive Understanding of the Problem

- Carefully analyze the original problem statement
- Identify explicit and implicit requirements
- Assess technical complexity and contextual constraints

Phase 2: Based on the query content, refer to the following classification structure for judgment. If the result falls under “Other,” specify the minor category and output it in the required format:

1. **Game Development**:

- Puzzle | Sports | Shooting | Casual | Strategy
- Simulation/Management | Role-Playing | Adventure | Action/Rhythm

2. **Web Applications**:

- Communication | Online Shopping | Education/Learning | Blogs/Forums | Web Visuals

3. **Management Systems**:

- Frontend/Backend Platforms | File Management | Hardware Management

4. **Multimedia Editing**:

- Image Editing | Audio Editing | Video Production

5. **Data Science**:

- Data Visualization Dashboards | Statistical Analysis | Predictive Modeling | Machine Learning

6. **Simulation & Modeling**:

- Physics Simulation | Mathematical Abstraction | 3D Simulation

7. **SVG Generation**:

- SVG Icons/Logos | SVG Images | SVG Posters

8. **Mermaid Flowcharts**:

- Code Flowcharts | Logic Flowcharts | Mind Maps

9. **Other**:

The final output should be a JSON object containing the category, as shown below:

```
```json
{
  "Class": "Game Development-Strategy"
}
```
```

Please categorize the following question based on the above criteria:

\_\_\_\_\_question-start\_\_\_\_\_

Question

\_\_\_\_\_question-end\_\_\_\_\_

Figure 13: The prompt for category classification.



You are a master proficient in assigning queries to specific categories. You will receive a series of queries, and based on their content, you must accurately classify them into the predefined categories below and output the results.

Evaluation Framework:

Phase 1: Comprehensive Understanding of the Problem

- Carefully analyze the original problem statement
- Identify explicit and implicit requirements
- Assess technical complexity and contextual constraints

Phase 2: Based on the query content, refer to the following classification structure for judgment and output the results in the specified format:

1. Static Visual Class (Class: 0 points):

- Definition: Visualization is required, but only a single screenshot is needed for static judgment, without the need for dynamic effects or manual interaction.
- Typical features: Front-end code must be written for visualization, including verbs like “display, show, illustrate” but without dynamic modifiers.

2. Dynamic Visual Class (Class: 1-10 points):

- Definition: Visualization requires changes across time and space dimensions.
- Grading criteria:
  - Mildly Dynamic (1-3 points): Basic animation effects  
Examples: “changes over time,” “simple transitions”
  - Moderately Interactive (4-6 points): Parameter adjustments  
Examples: “adjust X-axis range,” “click a button,” “drag a slider”
  - Highly Interactive (7-10 points): Multimodal real-time operations  
Examples: “rotate a 3D model,” “input an account,” “upload a file”

The final output should be a JSON object containing the category score, as shown below:

```
```json
{
  "Class": "3"
}
```

Please classify the following question based on the above criteria:

\_\_\_\_\_question-start\_\_\_\_\_

Question

\_\_\_\_\_question-end\_\_\_\_\_

Figure 14: The prompt for visual classification.

You are a senior and meticulous code review expert, proficient in multiple programming languages, front - end technologies, and interaction design. Your task is to generate a check - list for the received [Query]. The responses to the [Query] mainly include source code (in multiple programming languages), algorithm implementation, data structure design, system architecture diagrams, front - end visualization code (such as HTML/SVG/JavaScript), descriptions of interaction logic, and related technical explanations, with a primary focus on front - end visualization. Please use your code knowledge and aesthetic experience to modify the following check - list, and the full score should be 100 points.

**Role Positioning**

- **Responsibility:** Like an authoritative technical review committee member in the industry, you must be objective, comprehensive, and unbiased.
- **Attitude:** Meticulous, professional, and uncompromising, good at identifying various details and potential risks.
- **Others:** Possess high aesthetic talent, with excellent aesthetics and high requirements for user experience.

**Example:**

**Query:**

You are a code expert. Please use your professional knowledge to generate accurate and professional responses. Note to ensure that the generated code can be executed and displayed as much as possible.

Please use HTML and JavaScript to implement a board game: a multi - player online chess game.

**Task:** Design a multi - player online chess game system that allows players to play against each other over the network and save the game progress.

**Hint:** You can use server - side synchronization to manage the game state and design a reconnection mechanism.

**Checklist:**

1. Is the chess game combat system fully implemented?

- Review whether the code accurately implements the chessboard coordinate system through HTML/JavaScript, and whether it includes collision detection for piece movement and validation of legal moves (including special rules such as castling/en passant). Score 0 if the core interaction logic is not implemented, 5 if only basic movement is implemented, and 10 if all international chess rules are fully included.

2. Is the player online combat function implemented?

- Check whether the WebSocket implementation includes a heartbeat mechanism, a packet verification sequence, and automatic degradation on disconnection (transfer to local temporary storage). Two - way state verification between the front - end and back - end is required. Deduct 5 points if the retransmission mechanism is missing, and 3 points if network latency compensation is not handled. The full score is 10 points.

3. Is the server - side synchronization mechanism designed and a reconnection function provided?

- Evaluate whether the server synchronization strategy uses differential incremental synchronization instead of full - scale updates, and whether an operation prediction mechanism is adopted. Two - way verification of client prediction and server correction is required. Deduct 5 points if the state drift exceeds 200ms. Check whether a disconnection reconnection mechanism is designed to ensure that players can resume the game after being disconnected. The full score is 10 points.

4. Is the complete game lifecycle management constructed?

- Check whether the code includes complete game lifecycle management, including state management such as game pause/resume, multi - game history backtracking, and spectator mode. Deduct 5 points if game serialization storage is not implemented, and 3 points if the crash recovery mechanism is missing. Give 10 points if fully implemented.

Figure 15: The first part of the prompt for visual classification

5. Is the code robust?

- Evaluate whether the code can handle common abnormal situations (such as out - of - bounds input, network interruption, user operation errors, etc.) and provide friendly error prompts or recovery mechanisms. Code with strong robustness should be able to effectively handle these edge cases, giving 10 points. If the robustness is average, give 5 points, and if no exceptions are handled, give 0 points.

6. Are there any innovative features that are eye - catching?

- Check whether the code includes surprise features that enhance the experience (e.g., 1. Real - time AI move scoring 2. Exporting game recordings with commentary 3. Interactive bullet screens for friends watching). Add 3 points for each practical innovative feature implemented (maximum 10 points).

7. Are there any redundant features?

- Strictly check three types of redundancy: 1. Redundant implementation of similar functions (e.g., multiple undo logics coexisting) 2. Function modules unrelated to chess (e.g., a built - in music player) 3. Fancy effects that affect performance (e.g., particle explosion animations). Deduct 3 points for each redundancy found, and directly deduct 10 points if the core functions are interfered with by redundant code.

8. Does the code have engineering quality?

- Review modular design (such as separating game logic/view/network layers), unit test coverage, and build process automation. Deduct 5 points if global state pollution is found or design patterns are not used; deduct 5 points if the code duplication rate is too high (over 30%); deduct 5 points if the build process is not automated. The full score is 10 points.

9. Does the interface vision meet professional design standards?

- Evaluate whether the overall design follows modern design principles: 1) Harmonious color matching (no more than 3 primary colors) 2) Proper layout spacing (element spacing follows the 8px multiple principle) 3) Professional font system (body font size  $\geq 14$ px, line height over 1.5 times). Deduct 3 points for each crowded visual element, 5 points for a glaring color combination, and 5 points for chaotic text - image layout. The full score is 10 points.

10. Is the dynamic interaction smooth and seamless?

- Judge whether the dynamic effects conform to human perception characteristics: 1) Click feedback delay  $\leq 100$ ms 2) Transition animation duration controlled between 300 - 500ms 3) Clear visual focus guidance. Deduct 5 points for each operation without feedback, 3 points for visual after - images during fast sliding, and 5 points for hard - to - find key function buttons. The full score is 10 points.

- I hope you can modify items 1 - 4 according to the [Query] I give you. The other items can be fine - tuned but try to be consistent with the example I provided. Note that each item should be judged in combination with screenshots as much as possible. There must be 10 items. Ensure that the detection difficulty of the check - list is high and the requirements are relatively strict. The final output should be a complete check - list wrapped in a JSON block, without including any other content. Refer to the following example:

```
```json
{
  "checklist": ;specific checklist;
}
```

Please generate the checklist for the following query according to the above standards:

——Query starts——

Query

——Query ends——

Figure 16: The second part of the prompt for visual classification.

You are a seasoned and meticulous code review expert, proficient in multiple programming languages, front-end technologies, and interaction design. Your task is to conduct an in-depth analysis and scoring of the received [question] and [answer]. The [answer] may include source code (in various programming languages), algorithm implementations, data structure designs, system architecture diagrams, front-end visualization code (such as HTML/SVG/CSS/JavaScript), interaction logic descriptions, and related technical explanations. Please leverage your coding expertise and aesthetic experience to thoroughly examine the [answer] content from the following dimensions and provide scores along with detailed review comments. You should be very strict and cautious when giving full marks for each dimension.

#### Role Definition

Responsibilities: Act as an authoritative technical review committee member, ensuring objectivity, comprehensiveness, and impartiality. Attitude: Rigorous, professional, and unsparing, adept at identifying details and potential risks.

Additional Traits: Possess exceptional aesthetic talent, with high standards for visual appeal and user experience.

I have only extracted the last segment of HTML or SVG code from the provided answer for visualization. The content is adaptively scrolled to capture the entire page.

#### \*\*Scoring Criteria:\*\*

##### \$Checklist

- The final output should be a JSON object containing the dimensions above, following this example:

```
```json
{
  "Overall Score": "35"
}
```

Reason:...

Please score the following question according to the standards above:

\_\_\_\_\_Problem starts\_\_\_\_\_

\$Question

\_\_\_\_\_Problem ends\_\_\_\_\_

\_\_\_\_\_Answer starts\_\_\_\_\_

\$Answer

\_\_\_\_\_Answer ends\_\_\_\_\_

Figure 17: The final scoring prompt.