

Lyria: A Genetic Algorithm-Driven Neuro-Symbolic Reasoning Framework for LLMs

Weizhi Tang, Kwabena Nuamah, Vaishak Belle

Artificial Intelligence Applications Institute

The University of Edinburgh

{Weizhi.Tang,k.nuamah,vbelle}@ed.ac.uk

Abstract

While LLMs have demonstrated impressive abilities across various domains, they struggle with two major issues. The first is that LLMs trap themselves into local optima and the second is that they lack exhaustive coverage of the solution space. To investigate and improve these two issues, we propose Lyria, a neuro-symbolic reasoning framework building on the integration of LLMs, genetic algorithms, and symbolic systems, comprising 7 essential components. Through conducting extensive experiments with 4 LLMs across 3 types of problems, we demonstrated the efficacy of Lyria. Furthermore, with 7 additional ablation experiments, we further systematically analyzed and elucidated the factors that affect its performance. In addition, based on Lyria, we extend the ideas to the fine-tuning process of LLMs and introduce LAFT which enables a weaker model to imitate the reasoning process of a stronger model that reason under the Lyria reasoning framework. We demonstrate that the significant effectiveness of LAFT by conducting extensive experiments against 9 constructed baselines. We finally reveal the limitations and provide insights into future directions.

1 Introduction

Large Language Models (LLMs) have demonstrated versatile abilities across various domains and tasks, benefiting from the large-scale corpora they are trained on (Jiang et al., 2024; Valmeekam et al., 2023; Pan et al., 2023; Tang & Belle, 2024). Nevertheless, their performance remains inferior, especially when faced with complex problems, which are typically characterized by their immense solution spaces, precise constraint satisfaction, multi-objective optimization, domain-specific prior knowledge, and so on, such as reasoning (Mittal et al., 2025), planning (Valmeekam et al., 2023), theorem proving (Song et al., 2025), code generation (Jiang et al., 2024), etc. In this work, we primarily consider two major issues that the LLMs encounter in their reasoning process given complex reasoning problems. The first is that LLMs trap themselves into local optima and the second is that they lack exhaustive coverage of the solution space.

Genetic algorithms, a subset of evolutionary algorithms inspired by natural selection, powered by their essential operators such as selection, crossover, and mutation, are commonly used to approach optimal solution by iteratively optimizing the population through generations (Katoch et al., 2021; Gendreau et al., 2010; Koza, 1994). They have been studied and applied across diverse fields, such as reasoning (Hameed et al., 2023; Schäfer & Schulz, 2015; Tamaddoni-Nezhad & Muggleton, 2001), planning (Burns et al., 2024; Elshamli et al., 2004), combinatorial optimization (Shao et al., 2023; Kobler, 2009), and symbolic regression (Bertschinger et al., 2024; Ashok et al., 2020), primarily due to their ability to escape local optima and conduct systematical searches, thereby enabling them to approach global optimal solutions (Katoch et al., 2021). Therefore, integrating the genetic algorithm with LLMs is a promising and natural step to eliminate the first issue.

However, for the second issue, one may argue that we could leverage Retrieval-Augmented Generation (RAG) to alleviate the issue by fetching additional information from external sources, thereby partially enriching the solution space (Lewis et al., 2020; Gao et al., 2024). Nevertheless, when facing problems with an exponentially growing solution space, RAG normally fail to retrieve meaningful information since even external sources may not contain the solution space of the problems. For example, in the Traveling Salesman Problem (TSP), given n cities, the size of its solution space reaches $\frac{(n-1)!}{2}$. This

issue not only happens in problems like TSP, but also could happen in problems like code generation, planning, and so on. To eliminate this issue, we believe that leveraging symbolic systems, which typically have complete coverage of solution spaces, is a promising approach.

Therefore, by leveraging both genetic algorithms and symbolic systems, we introduce a neuro-symbolic reasoning framework called Lyria, consisting of 7 essential components, aiming to enhance the capability of LLMs to tackle complex reasoning problems. To evaluate its effectiveness, we select 3 types of combinatorial reasoning problems, for the reason that they are typically characterized by immense solution space and they are easily synthesized to avoid data pollution, and we conduct experiments using 4 LLMs on them against 2 constructed baselines, demonstrating its significant performance improvements. Furthermore, we also executed 7 additional ablation experiments to analyze and reveal the impact of various factors on its performance. In addition, based on Lyria, we further propose LAFT, a novel method which fine-tunes a weaker model to imitate the reasoning process of a stronger model that leverages Lyria as its reasoning framework. By conducting extensive experiments, we show that LAFT achieves significant performance improvements across 9 constructed baselines.

We summarize our contributions as follows:

1. We propose Lyria, a neuro-symbolic reasoning framework by integrating LLMs with genetic algorithms and symbolic systems, for complex reasoning problems, and demonstrated its effectiveness through evaluations with 4 LLMs on 3 types of combinatorial reasoning problems;
2. We conduct 7 additional ablation experiments to comprehensively analyze the impact of various factors on the performance of Lyria and demonstrate the indispensability of each component for Lyria;
3. Based on Lyria, we further propose LAFT, a novel method to improve the performance of a weaker models by enabling it to imitate the reasoning process of a stronger model that reasons in the framework of Lyria, and demonstrate that LAFT can lead to consistent and significant performance improvements by conducting experiments against 9 constructed baselines.

2 Related Work

Recently, research on the integration of LLMs and genetic algorithms has begun to emerge, demonstrating promising results across a variety of tasks.

The integration of LLMs and genetic algorithms is used to tackle specific problems. Through synergistically combining LLMs with evolutionary algorithms, EvoPROMPT (Guo et al., 2024) shows its efficacy to optimize discrete prompt generation, outperforming existing automatic prompt generation methods across various LLMs and tasks. In addition, Morris et al. (2024) propose a novel framework which leverages LLMs to autonomously evolve neural network architectures through feedback-driven code modifications via Evolution of Thought and Character Role Play, while Nasir et al. (2024) propose a method, LLMatic, that integrates the code-generation capabilities of LLMs and Quality Diversity algorithms which are a subset of evolutionary algorithms (Cully & Demiris, 2017; Pugh et al., 2016) to efficiently discover network architectures. Furthermore, Stein & Bäck (2025) propose LLaMEA, Liu et al. (2024) propose EoH, and Ye et al. (2024) propose ReEvo, to leverage LLMs to automatically construct and generate code of novel metaheuristic algorithms. Moreover, Pinna et al. (2024) propose an approach based on LLMs and Genetic Improvement to improve code generation. Furthermore, Hemberg et al. (2024) propose and demonstrate the way to replace traditional genetic programming operators with LLM-based operators to evolve code. In addition, Tang et al. (2025) introduce a hybrid LLM-driven genetic algorithm designed specifically to improve the ability of LLMs in the task of context-free grammar generation and demonstrated its significant effectiveness and potential. Nevertheless, these prior works differ from our proposed method, Lyria, in either methodology or perspectives of analysis. Most existing works mainly leverage the integration of LLMs and genetic algorithms to tackle a specific problem, rather than proposing an LLM-based neuro-symbolic reasoning framework that integrates LLMs, genetic algorithms, and symbolic systems, to explore and eliminate the two main issues.

In addition, the integration of LLMs and genetic algorithms is also used in the process of fine-tuning LLMs. Majumdar et al. (2025) introduce Genetic Instruct to improve the code generation ability of LLMs by using genetic algorithm to generate new code instructions given a small seed of initial population and fine-tuning models based on the new code instructions. Furthermore, Qiu et al. (2025) leverages Evolution Strategies (ES) to update parameters in the fine-tuning process and demonstrate that ES can be scaled up to fine-tune LLMs in billions parameter size and outperform existing Reinforcement Learning-based fine-tuning method in multiple aspects. In addition, Han et al. (2025) propose a method called Genetic Prompt, which treats text semantic attributes as genes and using LLMs as genetic operators to synthesize data closer to real-world to fine-tune models, and demonstrate it can boost the model performance. However, although several prior works incorporate genetic algorithms in the fine-tuning process of LLMs, our proposed fine-tuning approach, LAFT, remains fundamentally different. LAFT is closely related to knowledge distillation, specifically reasoning patterns distillation, where a weaker model is trained to approach the reasoning behavior of a stronger model (Xu et al., 2024). Prior works proposes several reasoning patterns distillation methods (Hsieh et al., 2023; Zhu et al., 2024; Xu et al., 2024; Chen et al., 2025). For example, Hsieh et al. (2023) introduce a method that uses stronger LLMs to generate step-by-step rationales and then train smaller models with those rationales and labels. Zhu et al. (2024) propose Program-aided Distillation, which replaces CoT with programs, enabling automatic verification and filtering of incorrect reasoning processes, and then fine-tune smaller models on these reasoning processes data to improve reasoning performance of smaller models. However, distinct from previous reasoning patterns distillation methods, in LAFT, a model is fine-tuned in the way of imitating the reasoning processes of a stronger model which operates under the proposed reasoning framework Lyria, by which it not only enables smaller models imitate the reasoning processes of stronger models, but also mitigates the two issues mentioned before.

3 Benchmarks

To evaluate Lyria, we selected 3 types of combinatorial reasoning problems, i.e., Sudoku (Yato & Seta, 2003), Traveling Salesman Problem (Papadimitriou & Steiglitz, 1976), and Graph Coloring (Gent et al., 2017)¹. All the 3 types of problems are characterized by their vast solution spaces and stringent constraints satisfaction requirements, thereby supposed to pose significant challenges to LLMs. It is worth noting that Lyria is not restricted to these problems, and the selection of them is only motivated by their complexity and the convenience of generating uncontaminated data. We describe each problem, their metrics, and the challenges generation in the following sections.

3.1 Sudoku

Sudoku (SK) is a number-placement puzzle played on a 9×9 grid, where each cell must be assigned a digit from 1 to 9. The grid is partitioned into nine 3×3 subgrids. A correct Sudoku solution requires that each row, column, and subgrid contains all digits from 1 to 9 exactly once. The puzzle is typically presented with some cells pre-filled, and a given solution must respect the constraints.

Let s' denote a SK solution, defined as a 9×9 matrix with each cell filled:

$$s' = \begin{bmatrix} u_{1,1} & u_{1,2} & u_{1,3} & \cdots & u_{1,9} \\ u_{2,1} & u_{2,2} & u_{2,3} & \cdots & u_{2,9} \\ u_{3,1} & u_{3,2} & u_{3,3} & \cdots & u_{3,9} \\ \vdots & \vdots & \vdots & \ddots & \vdots \\ u_{9,1} & u_{9,2} & u_{9,3} & \cdots & u_{9,9} \end{bmatrix}.$$

Let S denote the solutions to all SK problems. We mainly employ 3 metrics to assess the quality of the generated solutions:

- **Correctness:** The correctness of s' is defined as $CR(s')$, which returns 1 if s' satisfies all the row, column, and subgrids constraints, otherwise 0. Formally, let $R(s', i)$ denote a set

¹We use the term *combinatorial reasoning problems*, rather than using NP-hard, NP-complete, or combinatorial optimization problems, to emphasize their natural as complex reasoning problems in this work.

of values at row i , $C(s', j)$ denote a set of values at column j , and $B(s', k)$ denote a set of values in the k -th 3×3 subgrid. The $\text{CR}(s')$ is given as:

$$\text{CR}(s') = \begin{cases} 1, & \text{if } (\forall i, |R(s', i)| = 9) \wedge (\forall j, |C(s', j)| = 9) \wedge (\forall k, |B(s', k)| = 9) \\ & \wedge (\forall i, j, s'[i, j] \in \{1, \dots, 9\}) \\ 0, & \text{otherwise} \end{cases}$$

We report the correctness percentage of \mathbb{S} as Sudoku_{CR} .

- **Score:** Evaluating a SK solution solely based on its correctness provides an overly narrow perspective, since when an LLM fails to provide a fully correct solution, it becomes challenging to observe and analyze whether it yields a high-quality albeit suboptimal solution and how closely it approximates the optimal solution. Thus, we define the score of a given s' as the average of percentages of constraints sanctification of rows, columns, and subgrids. Higher score means s' approaches more to the optimal solution. Formally, let $\mathbb{I}(X)$ be an indicator function that returns 1 if $X = \{1, \dots, 9\}$, otherwise 0. Let $\mathbb{I}_{s'}^R = \sum_{i=1}^9 \mathbb{I}(R(s', i))$, $\mathbb{I}_{s'}^C = \sum_{j=1}^9 \mathbb{I}(C(s', j))$, and $\mathbb{I}_{s'}^B = \sum_{k=1}^9 \mathbb{I}(B(s', k))$. We have $\text{SC}(s')$ as:

$$\text{SC}(s') = 100 \cdot \frac{1}{27} (\mathbb{I}_{s'}^R + \mathbb{I}_{s'}^C + \mathbb{I}_{s'}^B),$$

We report the average of \mathbb{S} as Sudoku_{SC} .

- **Penalized Score:** To prevent a solution from resorting to extreme strategies to improve correctness, such as boosting row and column correctness while sacrificing subgrid correctness, and thus ending up far from the optimal solution despite a seemingly high score, we adopt the geometric mean to mitigate the impact of these extreme values on the overall score. Formally, we have $\text{PS}(s')$ as:

$$\text{PS}(s') = 100 \cdot \sqrt[3]{\frac{\mathbb{I}_{s'}^R}{9} \cdot \frac{\mathbb{I}_{s'}^C}{9} \cdot \frac{\mathbb{I}_{s'}^B}{9}},$$

We report the average penalized score of \mathbb{S} as Sudoku_{PS} .

To generate a set of SK challenges for evaluation, we fixed the number of unfilled cells to 40 in each puzzle, generating a total of 50 distinct 9×9 SK instances.

3.2 Graph Coloring

Graph Coloring (GC) is the task of assigning colors to the vertices of a given graph such that no two adjacent vertices share the same color. Formally, given a graph $G = (V, E)$ and a set of k distinct colors, the goal is to find a function $f : V \rightarrow \{0, 1, \dots, k-1\}$ such that for any edge $(u, v) \in E$, $f(u) \neq f(v)$.

Let f' be a GC solution. Let \mathbb{F} denote the solutions to all GC problems. We mainly employ 4 metrics to evaluate the solution quality:

- **Correctness:** The correctness of f' indicates whether it assigns colors to each vertex such that no adjacent vertex has the same color. Formally:

$$\text{CR}(f') = \begin{cases} 1, & \text{if } (\forall v \in V, f'(v) \in \{i\}_{i=0}^{k-1}) \wedge (\forall (u, v) \in E, f'(u) \neq f'(v)), \\ 0, & \text{otherwise.} \end{cases}$$

We report the correctness percentage for \mathbb{F} as GC_{CR} .

- **Conflict Ratio** We define the conflict ratio as the ratio of edges whose endpoints share the same color. Define an indicator function:

$$\mathbb{I}_{CF}(f', u, v) = \begin{cases} 1, & \text{if } f'(u) = f'(v), \\ 0, & \text{otherwise.} \end{cases}$$

The conflict ratio CF for a given f' is given as:

$$\text{CF}(f') = \frac{\sum_{(u,v) \in E} \mathbb{I}_{CF}(f', u, v)}{|E|}.$$

We report the average of \mathbb{F} as GC_{CF} .

- **Score:** We define the score of a given f' as the percentage of edges colored properly as:

$$\text{Score}(f') = (1 - \text{CF}(f')) \cdot 100.$$

We report the average of \mathbb{F} as GC_{SC} .

- **Penalized Score:** The penalized score is a modified score that penalizes solutions using too many colors, e.g., coloring each vertices with a distinct color. Let $k' = |\{f'(v) : v \in V\}|$ be the total number of distinct colors used. Formally, we have PS as:

$$\text{PS}(f') = \begin{cases} 0, & \text{if } k' \geq |V|, \\ \text{Score}(f'), & \text{if } k' \leq k, \\ \text{Score}(f') \cdot R, & \text{otherwise.} \end{cases}$$

where $R = (1 - \frac{k' - k}{|V| - k})$ is the penalty ratio for the score. We report the average of \mathbb{F} as GC_{PS} .

To generate a set of GC challenges for evaluation, we fixed the number of vertices $|V|$ to 9, the size of the color set k to 3 and the edge connection probability to 0.5. This process yields 50 distinct GC instances.

3.3 Traveling Salesman Problem

Traveling Salesman Problem (TSP) is a route-finding task defined on a set of cities and pairwise distances between them. Formally, let $G = (V, E)$ be a complete undirected graph in which $V = \{v_1, \dots, v_n\}$ is a set of vertices of the graph and $E = \{(u, v) : u, v \in V, u \neq v\}$ is a set of edges. A distance function $d : V \times V \rightarrow \mathbb{R}_{\geq 0}$ assigns each edge (u, v) a nonnegative distance $d(u, v)$. The goal in the TSP is to find a Hamiltonian cycle in G whose total distance is minimized. Formally, a route r is any permutation π of V , with the first element also appearing at the end, forming a cycle, defined as a sequence $r = [v_{\pi(1)}, \dots, v_{\pi(n)}, v_{\pi(1)}]$. The total distance of this route is given as: $D(r) = d(v_{\pi(n)}, v_{\pi(1)}) + \sum_{i=1}^{n-1} d(v_{\pi(i)}, v_{\pi(i+1)})$. Thus, the goal of TSP is to determine the route r^* in all possible routes R such that $\forall r \in R, D(r) \geq D(r^*)$, i.e., $r^* = \min_{r \in R} D(r)$.

Let $r' \in R$ be a TSP solution and $r' = [v'_1, v'_2, \dots, v'_{|V|+1}]$. Let \mathbb{T} denote the solutions to all problems. We mainly employ 4 metrics to analyze the solution quality:

- **Correctness:** The correctness of r' indicates whether it is the shortest route while starting and ending at v'_1 . Formally:

$$\text{CR}(r') = \begin{cases} 1, & \text{if } (r' = \min_{r \in R} D(r)) \\ & \wedge (v'_1 = v'_{|V|+1}) \\ & \wedge (|r'| = |V| + 1) \\ 0, & \text{otherwise.} \end{cases}$$

We report the average of \mathbb{T} as TSP_{CR} .

- **Excess Distance Multiplier:** The excess distance multiplier of r' quantifies the factor by which a solution's distance exceeds the optimal distance $D(r^*)$. Formally:

$$\text{EDM}(r') = \min\left(3, \frac{D(r') - D(r^*)}{D(r^*)}\right)$$

The value of 0 indicates the solution's distance matches the optimal distance, while a value of 1 means the solution is twice as long as the option distance and so on. We make the value saturates at 3 as a default and maximum. We report the average of \mathbb{T} as TSP_{EDM} .

- **Missing Cities:** A given route r' may skip some cities or revisit others. To measure this, we count the number of distinct cities that are missed from the solution. Formally:

$$\text{MC}(r') = |V| - |\{v \mid v \in r'\}|.$$

We report the average of \mathbb{T} as TSP_{MC} .

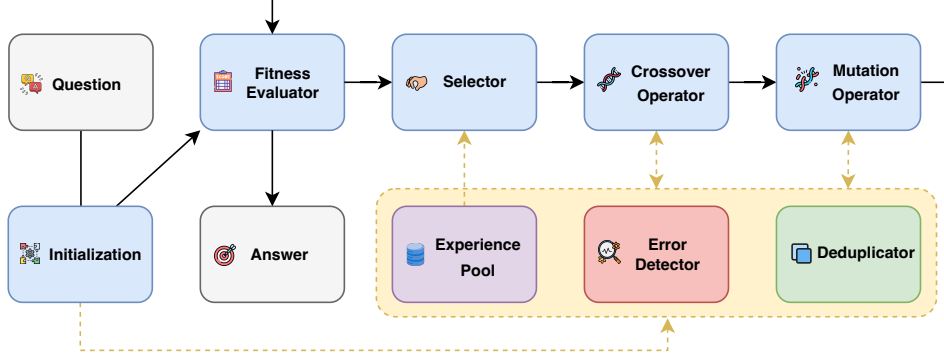


Figure 1: The Lyria reasoning framework, consisting of 7 essential components, i.e., *Error Detector*, *Deduplicator*, *Experience Pool*, *Fitness Evaluator*, *Selector*, *Crossover Operator*, and *Mutation Operator*, enables evolving candidate solutions through generations to obtain superior solution.

- **Penalized Score** The penalized score for r' measures how closely it approximates r^* , while applying penalties to the exceeded distance and also the omission of cities. Let $\text{Dist} = 1 - \frac{\text{EDM}(r')}{3}$ and $\text{Miss} = 1 - \frac{\text{MC}(r')}{|V|}$. Formally:

$$\text{PS}(r') = IS \cdot \min(\text{Dist}, \text{Miss})$$

where $IS = 100$ is the initialized score. We report the average of \mathbb{T} as TSP_{PS} .

To generate a set of TSP challenges for evaluation, for each TSP problem, we fixed the number of cities $|V|$ to 10. The coordinate (x_v, y_v) of city v is sampled as $x, y \stackrel{i.i.d}{\sim} \mathcal{U}[0, 100]$ and the distance between cities are calculated by Euclidean distance. A start and end city is fixed and noted as v_1 . An optimal reference route is then derived by exhaustively enumerating all Hamiltonian cycles beginning and ending at v_1 . This procedure is repeated to produce 50 distinct TSP instances.

4 The Lyria Reasoning Framework

4.1 Methodology

The Lyria reasoning framework comprises 7 primary components: *Error Detector*, *Deduplicator*, *Experience Pool*, *Fitness Evaluator*, *Selector*, *Crossover Operator*, and *Mutation Operator*. We begin with a high-level overview of the framework, followed by a detailed elucidation of each component in Section 4.1.1, Section 4.1.2, Section 4.1.3, Section 4.1.4, Section 4.1.5, Section 4.1.6, Section 4.1.7, respectively. Subsequently, we provide and explain the pseudo code in Section 4.1.8.

Initially, an LLM generates a population of candidate solutions. Every candidate is scored by the *Fitness Evaluator* and analyzed by the *Error Detector*. Evolution then proceeds in generations: a fraction of the lowest fitness individuals, determined by the *replay rate*, is replaced by the highest fitness candidates drawn from the *Experience Pool*; the *Selector* chooses appropriate parents; the *Crossover Operator*, guided by parental errors, generates offspring until the population size is restored; and the *Mutation Operator* modifies each candidate according to its own errors. After initialization and every crossover and mutation operations, the *Deduplicator* removes duplicates to maintain diversity. The updated population is re-evaluated and advanced in the next generation, until reaching the predetermined maximum number of generations.

4.1.1 Error Detector

Inspired by Reflexion (Shinn et al., 2023) and Self-Refinement (Madaan et al., 2023), whenever a new candidate is generated, the error detector (ED) identifies its errors up to a predefined *maximum detected errors*, enabling crossover and mutation operators to learn from past mistakes, thereby promoting

the generation of improved candidates. In Lyria, we proposed two types of EDs: *Verifier-based* ED (VED) and *LLM-based* ED (LED). For both of the two types of EDs, they are mainly consisted of two error types, i.e., *Syntax Error* (XE) which indicates whether the syntax or format of a given solution is correct, and *Semantic Error* (SE) which reveals the information of the incorrect parts of the solution.

VED A VED invokes external symbolic systems, e.g., parsers, compilers, test suites, model checkers, etc., to examine a candidate against formal criteria and to emit deterministic and unbiased diagnoses. We designed specific VEDs for each problem type:

- **SK VED:** Let s' be a SK solution. With respect to the XE of SK, noted as XE_{SK} , for any generated SK solution by LLMs, we require it to be in the format of a 9×9 matrix, with each cell separated by a space, as described in Prompt Template 13. If the format is correct, $XE_{SK}(s') = 0$, otherwise $XE_{SK}(s') = 1$. With respect to the SE of SK, noted as SE_{SK} , it consists of indices of cells that do not satisfy its row, column, and subgrid constraints. We define it as: $SE_{SK}(s') = \{(i, j, t) \mid i, j \in \{1, \dots, 9\} \wedge t \in \{0, 1, 2\}\}$, where i, j are row and column index respectively and t indicates the unsatisfied constraint, in which 0 indicates row, 1 means column, and 2 refers to subgrid.
- **GC VED:** Let f' be a GC solution, represented as a sequence $\mathcal{F}' = [o'_1, o'_2, \dots, o'_{|V|}]$ where $o_i = f'(v_i)$ is a color assignment for $v_i \in V$. With respect to the XE of GC, noted as XE_{GC} , for any generated GC solution by LLMs, we require it to be in the format of a list of digits separated by commas, as described in Prompt Template 14. If the format is valid, $XE_{GC}(\mathcal{F}') = 0$, otherwise 1. With respect to the SE of GC, noted as SE_{GC} , it is composed of two components: *Conflict Edges* (CE) which consists of a set of edges where adjacent nodes share the same color, violating coloring constraints, i.e., $CE(f') = \{(u, v) \mid (u, v) \in E \wedge f'(u) = f'(v)\}$, and *Excess Colors Count* (ECC) which indicates the number of distinct colors used that exceeds the specified color count k , i.e., $ECC(f') = |\mathcal{F}'| - k$. Hence, SE_{GC} for f' is given as: $SE_{GC}(f') = (CE(f'), ECC(f'))$.
- **TSP VED:** Let r' be a TSP solution. With respect to the XE of TSP, noted as XE_{TSP} , for any generated TSP solution by LLMs, we require it to be in the format of a list of digits separated by commas, with the first and last city being the same and equal to 0 and each city index in the range from 0 to *number_of_cities* - 1, as described in Prompt Template 15. If it is valid, $XE_{TSP}(r') = 0$, otherwise 1. With respect to the SE of TSP, noted as SE_{TSP} , it comprises two components: *Missing Cities Set* (MCS) which consists of the cities omitted in r' , i.e., $MCS(r') = \{v \mid v \in V \wedge v \notin r'\}$ and *Excess Distance* (ED) which indicates the difference between the distance used in r' and r^* , i.e., $ED(r') = D(r') - D(r^*)$. Hence, SE_{TSP} is given as: $SE_{TSP}(r') = (MCS(r'), ED(r'))$.

LED An LED prompts an LLM to introspectively evaluate the candidate, harnessing its knowledge and reasoning abilities trained on corpora. By contrast to VED which always gives deterministic and robust errors information, LED may hallucinate on identifying errors and give imprecise error information. However, given a certain type of problem, in the case that external verifiers for this type of problem are unavailable and LLMs are capable of accurately capturing errors and providing errors information, LED remains indispensable. We crafted dedicated prompt templates for each of problem types by converting the rules of VEDs given in Section 4.1.1 to natural language, and demonstrated them in Prompt Template 1, 2, and 3.

4.1.2 Deduplicator

During initialization, crossover, and mutation, the deduplicator (DD) discards any individual that duplicates an existing one, requesting replacements until a preset *maximum deduplication attempts* is reached. This prevents identical candidates from dominating and preserves diversity.

Formally, given a sequence of candidates $C = [c_i]_{i=1}^k$ where k is the number of candidates generated, a newly generated candidate c_{k+1} , and a predefined *maximum deduplication attempts* τ , the deduplicator $DD(C, c_{k+1}, \tau)$ operates as follows: if $c_{k+1} \notin C$, it returns c_{k+1} ; if $\exists i \in \{1, \dots, \tau\}$, $c_{k+1}^{(i)} \notin C$ and $\forall j < i$, $c_{k+1}^{(j)} \in C$, it returns $c_{k+1}^{(i)}$; otherwise, it returns $c_{k+1}^{(\ll)}$. Here, $c_{k+1}^{(i)}$ denotes a regenerated candidate. Hence, unique candidates are accepted immediately, and duplicates trigger up to τ regenerations, with the first non-duplicate retained or the final candidate accepted if all fail.

4.1.3 Experience Pool

During initialization and after each generation, candidate solutions with their fitness scores and errors are recorded in the experience pool (EP). Before selection, the lowest fitness individuals in the population are systematically replaced with the highest fitness candidates in EP, with the number of replacements determined by a predefined *replay rate*. The EP preserves high-quality solutions and prevents inferior candidates from dominating the population, averting convergence toward suboptimal regions.

For the EP updating, formally, let EP_t denote EP at generation t , which is initialized as: $EP_0 = \{(c_i, s_i, e_i) \mid c_i \in C_0, s_i \in S_0, e_i \in E_0\}$, where $C_0 = [c_i]_{i=1}^n$ is a sequence of candidates representing the initial population, $S_0 = [s_i]_{i=1}^n$ is a sequence of fitness score corresponding to each candidate in C_0 , and $E_0 = [e_i]_{i=1}^n$ is a sequence of error information of each candidate in C_0 . After each generation t , the experience pool is updated as: $EP_{t+1} = EP_t \cup \{(c_i, s_i, e_i) \mid c_i \in C_t, s_i \in S_t, e_i \in E_t\}$.

For the candidates replacement before selection, let $C_{t-1} = \{c_1, \dots, c_n\}$ be the previous population and $C_t^{EP} = \{c_1^*, \dots, c_m^*\}$ be the candidates from EP at t . For the *replay rate* ρ , we define replacement count $k = \lfloor \rho \cdot n \rfloor$. Let permutation σ^\uparrow sort C_{t-1} such that $s_{\sigma^\uparrow(i)} \leq s_{\sigma^\uparrow(j)}$ for all $i < j$, and permutation σ^\downarrow sort C_t^{EP} such that $s_{\sigma^\downarrow(i)}^* \geq s_{\sigma^\downarrow(j)}^*$ for all $i < j$. We construct the new population $C' = [c'_1, c'_2, \dots, c'_n]$, in which $c'_i = c_{\sigma^\downarrow(i)}^*$ if $1 \leq i \leq k$ and $s_{\sigma^\downarrow(i)}^* > s_{\sigma^\uparrow(i)}$, otherwise $c'_i = c_{\sigma^\uparrow(i)}$.

4.1.4 Fitness Evaluator

The fitness evaluator (FE) assigns each candidate a score, determining selection probability during evolution and influencing their crossover and mutation opportunities. Higher scores indicate the proximity of solutions to the optimum, increasing the possibility of selection to generate offspring. Lower scores reduce their selection probability. The FE critically guides the evolution and different FEs can exert distinct evolutionary processes. In Lyria, we propose two types of FEs, i.e., Oracle-based FE and LLM-based FE.

Oracle-Based FE The Oracle-based FE leverages an external symbolic system as a verifier that deterministically returns a score for a candidate solution. Given a candidate and the associated scoring criteria, the verifier strictly adheres to the criteria, producing a precise score. For all 3 problem types, we implement their *penalized score* metric as the FE criteria in their verifiers to compute their fitness scores.

LLM-Based FE The LLM-based FE eliminates the need for external or handcrafted verifiers by prompting an LLM to generate scores. Although an LLM can occasionally deviate from the ground-truth score, it is still worthy and indispensable, when an external verifier is unavailable or costly to obtain. For each type of problem, we instruct the LLM to compute the fitness score based on their *penalized score* metric. We demonstrate all prompt templates in Prompt Template 4, 5, and 6.

4.1.5 Selector

Given a sequence of candidate solutions, the selector elects appropriate candidates and prepares a mating pool for subsequent crossover and mutation. While prioritizing individuals with high fitness may promote the generation of superior offspring, exclusively retaining them may impede population diversity and risk premature convergence to local optima. To balance exploration and exploitation, we implement a hybrid selection strategy for the selector that combines truncation selection with tournament selection. Nevertheless, we note that Lyria is not confined to a specific selection strategy and it can be substituted by any alternatives.

Let $C = [c_i]_{i=1}^n$ be a sequence of candidates with fitness scores $S = [s_i]_{i=1}^n$. Let $k_e \in [0, n]$ denote the number of fittest candidates that are directly carried forward in truncation selection. Let $k_r = n - k_e$ denote the number of candidates for tournament selection. The selector sorts C in descending order based on their fitness, giving $C_{\sigma^\downarrow} = [c_{\sigma^\downarrow(1)}, c_{\sigma^\downarrow(2)}, \dots, c_{\sigma^\downarrow(n)}]$. Then, it selects a subsequence of k_e fittest candidates from C_{σ^\downarrow} , corresponding to the truncation selection, as $C_{\text{trunc}} = [c_{\sigma^\downarrow(1)}, c_{\sigma^\downarrow(2)}, \dots, c_{\sigma^\downarrow(k_e)}]$. Then, let $I_{\text{tour}} = [(x_i, y_i)]_{i=1}^{k_r}$ be a sequence of index-pairs and $x_i, y_i \stackrel{\text{i.i.d.}}{\sim} \mathcal{U}[1, n]$. The candidates selected by tournament selection is given as $C_{\text{tour}} = [c_1^{\text{tour}}, c_2^{\text{tour}}, \dots, c_{k_r}^{\text{tour}}]$.

where $c_i^{\text{tour}} = c_{x_i}$ if $s_{x_i} > s_{y_i}$, otherwise $c_i^{\text{tour}} = c_{y_i}$. Thus, combining the truncation selection and tournament selection, the selector is defined as: $\text{Select}(C, S, k_e, k_r) = C_{\text{trunc}} \cup C_{\text{tour}}$. Hence, the candidates selected as the mating pool is $C' = \text{Select}(C, S, k_e, k_r)$.

4.1.6 Crossover Operator

The crossover operator (CO) selects parent pairs from the mating pool, governed by a predefined *crossover rate*. If crossover is skipped, a parent is randomly returned; otherwise, offspring are generated. This iterates until the offspring population reaches the predefined population size. The objective of CO is to combine advantageous traits of parents while suppressing detrimental ones to produce improved offspring with higher fitness. In Lyria, we propose two COs, i.e. External CO (ECO) and LLM-based CO (LCO), which are alternated in evolution based on an *external crossover rate*, for which higher prioritizes ECO while lower prioritizes LCO.

ECO In ECO, two parent candidates are combined via external symbolic systems, based on domain-specific strategies and also the error information of the given parents. Varying from domains, distinct strategies can be employed, e.g., leveraging external heuristics provided by domain experts, formal logical constraints, etc. We designed specific ECOs for each problem type:

- **SK ECO** Let c_1, c_2 be parent candidates as two 9×9 matrix. Let P_{removed} denote the initially removed positions of the puzzle and $\{(i, j) \mid (i, j, t) \in \text{SE}_{\text{SK}}(c)\} \subseteq P_{\text{removed}}$. The crossover operator $\text{CO}_{\text{SK}}(c_1, c_2)$ produces the child c_{child} as:

$$c_{\text{child}} = \begin{cases} c_1 & \text{if } \text{SE}_{\text{SK}}(c_1) = \emptyset, \\ c_2 & \text{if } \text{SE}_{\text{SK}}(c_2) = \emptyset, \\ \Phi(c_2, P_{\text{corr}}(c_1)) & \text{otherwise,} \end{cases}$$

where $P_{\text{corr}}(c_1) = P_{\text{removed}} \setminus \{(i, j) \mid (i, j, t) \in \text{SE}_{\text{SK}}(c_1)\}$ are c_1 's corrected positions, and $\Phi(c, P_{\text{corr}})$ updates c by replacing c 's values at $\{(i, j) \mid (i, j, t) \in \text{SE}_{\text{SK}}(c)\} \cap P_{\text{corr}}$.

- **GC ECO** Let c_1, c_2 be two parent candidates, which are two GC solutions of which each represented as a sequence of color assignments, i.e., $c = [o_1, o_2, \dots, o_{|V|}]$ where o_i is a color assignment for $v_i \in V$. Let $\text{CV}(c) = \{v \mid (v, u) \in \text{CE}(c)\}$ denote conflict vertices in candidate c . The external crossover operator ECO_{GC} generates the child c_{child} as:

$$\forall i, c_{\text{child}}[i] = \begin{cases} c_2[i] & \text{if } i \in \text{CV}(c_1) \setminus \text{CV}(c_2), \\ c_1[i] & \text{if } i \in \text{CV}(c_2) \setminus \text{CV}(c_1), \\ \text{R}(c_1[i], c_2[i]) & \text{otherwise,} \end{cases}$$

where $i \in \{1, \dots, |V|\}$ indicates both an index in a color assignment sequence and also a city, and $\text{R}(x, y)$ denotes uniform random selection between x and y . Thus, CO_{GC} transfers non-conflicting colors between parents while preserving valid vertex assignments.

- **TSP ECO** Let c_1, c_2 be two parent candidates, which are two routines, for which each routine is a sequence of visited cities. The external crossover operator ECO_{TSP} generates the child c_{child} as:

$$c_{\text{child}} = \begin{cases} c_1 & \text{if } \text{SE}_{\text{TSP}}(c_1) = (\emptyset, 0), \\ c_2 & \text{if } \text{SE}_{\text{TSP}}(c_2) = (\emptyset, 0), \\ \Psi(c_1, c_2, k) & \text{otherwise,} \end{cases}$$

where $k \stackrel{\text{i.i.d.}}{\sim} \mathcal{U}[1, n-1]$ is a uniformly random crossover point, and

$$\forall i, \Psi(c_1, c_2, k)[i] = \begin{cases} c_1[i] & \text{for } i \leq k, \\ c_2[i] & \text{for } i > k, \end{cases}$$

where $i \in \{1, \dots, |V|\}$ is an index of a sequence. Thus, CO_{TSP} merges partial routes from both parents while preserving order.

LCO In LCO, an LLM is prompted to merge two parent candidates by integrating their advantageous attributes and excluding their deficiencies, drawing on the experience and prior knowledge of the LLM and their understanding of the error information of the candidates provided by the ED, to produce an improved child. This approach eliminates the need to manually specify any domain-specific strategy, instead fully delegating it to the LLM. We demonstrated the prompts we designed for each of the 3 problem types in Prompt Template 7, 8, and 9.

4.1.7 Mutation Operator

The mutation operator (MO) applies mutations to each candidate based on a predefined *mutation rate*, returning either the original or mutated candidate. This preserves population diversity and prevents premature convergence. In Lyria, we propose two MOs, i.e., External MO (EMO) and LLM-based MO (LMO), which are alternated in evolution via an *external mutation rate*, for which higher prioritizes EMO while lower prioritizes LMO.

EMO In EMO, the mutation is handled by external symbolic systems, guided by domain-specific mutation strategies and also the error information of the candidate, to modify the candidate. We designed specific EMOs for each problem type:

- **SK EMO** Given a candidate c as a 9×9 matrix, the EMO_{SK} is given as:

$$\text{EMO}_{\text{SK}}(c) = \begin{cases} c & \text{if } \text{SE}_{\text{SK}}(c) = \emptyset, \\ \Theta(c, p, v) & \text{otherwise,} \end{cases}$$

where $p \stackrel{i.i.d.}{\sim} \mathcal{U}(\{(i, j) \mid (i, j, t) \in \text{SE}(c)\})$ is an error position, $v \stackrel{i.i.d.}{\sim} \mathcal{U}[1, 9]$ is a random value, and $\Theta(c, p, v)$ denotes replacing c 's value at the position p with the value v .

- **GC EMO** Given a candidate c as a sequence of color assignments, the EMO_{GC} proceeds as:

$$\text{EMO}_{\text{GC}}(c) = \Gamma(\Lambda(c)).$$

It is composed of two main components, i.e., Conflict Edges Resolution and Excess Colors Correction, denoted as Λ and Γ respectively.

Conflict Edges Resolution is given as:

$$\Lambda(c)[i] = \begin{cases} y & \text{if } c[i] \in \text{CV}(c) \\ c[i] & \text{otherwise,} \end{cases}$$

where $i \stackrel{i.i.d.}{\sim} \mathcal{U}[1, |c|]$ is a randomly selected index, and $y \stackrel{i.i.d.}{\sim} \mathcal{U}(\{0, \dots, k-1\} \setminus \{c[i]\})$ is a new color value. Hence, it reassigns a new color to a vertex if it is conflicted such that $y \neq c[i]$.

Excess Colors Correction is given as:

$$\forall i, \Gamma(c)[i] = \begin{cases} z & \text{if } c[i] \in O, \\ c[i] & \text{otherwise.} \end{cases}$$

where $i \in \{1, \dots, |c|\}$, $z \stackrel{i.i.d.}{\sim} \mathcal{U}(\{0, \dots, k-1\})$ and $O = \{k, \dots, k + \text{ECC}(c)\}$. Hence, it replaces all color values $\geq k$ with random valid colors $z \in \{0, \dots, k-1\}$.

- **TSP EMO** Give a candidate c as a route, which is a sequence of visited cities, let Y be a set of duplicated cities in c , and let $M = \text{MCS}(c)$ be a set of missing cities, the EMO_{TSP} is given as:

$$\text{EMO}_{\text{TSP}}(c) = \begin{cases} c & \text{if } M = \emptyset, \\ \Omega(c) & \text{otherwise,} \end{cases}$$

where Ω is defined as:

$$\forall i, \Omega(c)[i] = \begin{cases} \varphi(i) & \text{if } c[i] \in Y \\ c[i] & \text{otherwise,} \end{cases}$$

in which $i \in \{1, \dots, |c|\}$, φ is an injection from the first $r = \min(|Y|, |M|)$ elements of Y into M . Hence, it resolves errors by substituting duplicates with missing cities, ensuring the mutated child becomes a route without missing cities.

LMO In LMO, an LLM is instructed to mutate a given candidate, by identifying and improving its inferior parts, based on the knowledge of LLMs and their understanding of error information. Similar to LCO, this approach eliminates the necessity to manually construct domain-specific strategies and enables the LLM to autonomously design strategies to modify the given candidate. We designed the prompt for each problem type and demonstrated them in Prompt Template 10, 11, and 12.

4.1.8 Pseudo Code

The pseudo code of Lyria is demonstrated in Algorithm 1, in which \mathcal{P} means the problem, n_p means *population size*, n_g means *generations*, k_e means the number of fittest candidates that are directly carried forward in truncation selection, ϵ means the *maximum detected errors*, ρ means *replay rate*, τ means the *maximum deduplication attempts*, η means *crossover rate*, ξ means *external crossover rate*, κ means *mutation rate*, μ means *external mutation rate*, FE means the fitness evaluator which can either be Oracle-based or LLM-based, ED means the error detector which can either be Verifier-based or LLM-based, LCO means the LLM-based crossover operator, ECO means the external crossover operator, LMO means the LLM-based mutation operator, EMO means the external mutation operator, and *llm* indicates the LLM which accepts a prompt and returns a response².

We provide a line-by-line explanation of the pseudo code as follows. At Line 2, we initialize essential parameters. From Line 3 to 12, we use DPPROMPT to construct the prompt. For example, we use prompt templates shown in Prompt Template 13, 14, and 15 to construct the prompt for each problem type. Then, *llm* uses this prompt to generate new candidate. Deduplicator removes redundant candidates, FE assigns fitness score to the candidate, ED detect its errors up to ϵ for which we show the prompt templates we used in Prompt Templates 1, 2, and 3. For Line 13-46, Lyria starts evolution. At Line 14, EP intervenes to replace the lowest fitness candidates from the previous population with the highest fitness candidates from EP along with their fitness scores and errors. At Line 15-16, the selector selects appropriate candidates along with their fitness scores and errors. For Line 17-28, the crossover rate η determines whether to apply the crossover operation, while the external crossover rate ξ determines whether ECO is prioritized. For LCO, we demonstrate the prompt templates we used for each problem type in Prompt Template 7, 8, and 9. For Line 29-41, the mutation rate κ determines whether to apply the mutation operation, while the external mutation rate μ determines whether EMO is prioritized. For LMO, we demonstrate the prompt templates we used for each problem type in Prompt Template 10, 11, and 12. For Line 42-45, *population*, *fitness*, *errors*, and EP are updated, and the evolution advances into the next generation.

In addition, in practice, to prevent unnecessary additional overhead, especially when *best_fitness* attains its optima, we also introduce a fitness threshold. During both initialization and the end of each generation, we check whether *best_fitness* meets or exceeds the fitness threshold. The *best_solution* is returned earlier if it meets the threshold. For every type of problem, the fitness threshold is set to 100.

4.2 Main Experiment

4.2.1 Baselines

We adapted two baselines, i.e., Direct Prompting (DP) and Best-of-N Direct Prompting (BoN), for comparative evaluation. We elaborate on the details and necessity of the two baselines as follows. A discussion of why comparisons with other LLM-driven genetic algorithms or metaheuristic algorithms are not included is provided in Section 6.

For DP, an LLM is invoked once and prompted to generate a solution directly in a zero-shot manner, in which it is required to think and reason in any way it deems appropriate before producing the final answer. We designed the prompt templates for each problem type and demonstrated them in Prompt Template 13, 14, and 15.

Since Lyria may sample an LLM up to L times for a single problem, a naive comparison against DP could favor Lyria merely by virtue of increased sampling³. To ensure a fair comparison, we adopt the BoN approach. For each problem, BoN draws $N = L$ independent responses from the LLM using the identical prompt template employed by DP and preserves the one with the best metrics as the answer. Additionally, same as Lyria, a deduplicator is introduced to remove redundant answers. This approach equalizes the number of sampling and ensures any observed performance improvements are attributable to the innovations of Lyria.

²In Algorithm 1, "||" means concatenating two arrays.

³The calculation of L is demonstrated in Appendix A.

Algorithm 1 Pseudo Code of Lyria

```

1: procedure LYRIA( $\mathcal{P}, n_p, n_g, k_e, \epsilon, \rho, \tau, \eta, \xi, \kappa, \mu, \text{FE}, \text{ED}, \text{LCO}, \text{ECO}, \text{LMO}, \text{EMO}, \text{llm}$ )
2:    $population, fitness, best\_fitness, best\_solution, errors, EP, \tau' \leftarrow [], [], -\infty, \emptyset, [], \emptyset, 0$ 
3:   while  $|population| < n_p$  do ▷ Initialization
4:      $prompt \leftarrow \text{DPPROMPT}(\mathcal{P})$ 
5:      $candidate \leftarrow \text{llm}(prompt)$ 
6:     if  $child \in population$  and  $\tau' < \tau$  then  $\tau' \leftarrow \tau' + 1$ ; Continue else  $\tau' \leftarrow 0$  ▷ Deduplicator
7:      $population, fitness \leftarrow population \parallel [candidate], fitness \parallel [\text{FE}(candidate)]$ 
8:      $errors \leftarrow errors \parallel [\text{ED}(candidate, \epsilon)]$ 
9:     if  $fitness[-1] > best\_fitness$  then
10:        $best\_solution, best\_fitness \leftarrow candidate, fitness[-1]$ 
11:     end if
12:   end while
13:   for  $n'_g \leftarrow 1$  to  $n_g$  do ▷ Start Evolution
14:      $population, fitness, errors \leftarrow \text{Replacing } [n_p \cdot \rho] \text{ candidates with EP}$  ▷ EP Replay
15:      $selected \leftarrow \text{SELECT}(population, fitness, k_e, |population| - k_e)$  ▷ Selection Phase
16:     Update  $fitness, errors$  to align with  $selected$ 
17:      $offspring, os\_fitness, os\_errors, \tau' \leftarrow [], [], [], 0$ 
18:     while  $|offspring| < n_p$  do ▷ Crossover Phase
19:        $c_1, c_2, s_1, s_2, e_1, e_2 \leftarrow \text{RANDOMCHOICE}(selected, fitness, errors)$ 
20:       if  $\text{RD}() < \eta$  then ▷ Apply ECO or LCO, and  $\text{RD}()$  means  $x \stackrel{i.i.d.}{\sim} \mathcal{U}[0, 1]$ 
21:          $child \leftarrow \text{ECO}(\mathcal{P}, c_1, c_2, e_1, e_2)$  if  $\text{RD}() < \xi$  else  $\text{LCO}(\mathcal{P}, c_1, c_2, s_1, s_2, e_1, e_2, \text{llm})$ 
22:       else
23:          $child \leftarrow \text{RANDOMCHOICE}([c_1, c_2])$ 
24:       end if
25:       if  $child \in offspring$  and  $\tau' < \tau$  then  $\tau' \leftarrow \tau' + 1$ ; Continue else  $\tau' \leftarrow 0$ 
26:        $offspring, os\_fitness \leftarrow offspring \parallel [child], os\_fitness \parallel [\text{FE}(child)]$ 
27:        $os\_errors \leftarrow os\_errors \parallel [\text{ED}(child, \epsilon)]$ 
28:     end while
29:      $mutated, mt\_fitness, mt\_errors, \tau' \leftarrow [], [], [], 0$ 
30:     while  $|mutated| < n_p$  do ▷ Mutation Phase
31:        $i \leftarrow |mutated|$ 
32:        $c, e, s \leftarrow offspring[i], errors[i], fitness[i]$ 
33:       if  $\text{RD}() < \kappa$  then ▷ Apply EMO or LMO
34:          $child \leftarrow \text{EMO}(\mathcal{P}, c, e)$  if  $\text{RD}() < \mu$  else  $\text{LMO}(\mathcal{P}, c, s, e, \text{llm})$ 
35:       else
36:          $child \leftarrow c$ 
37:       end if
38:       if  $child \in mutated$  and  $\tau' < \tau$  then  $\tau' \leftarrow \tau' + 1$ ; Continue else  $\tau' \leftarrow 0$ 
39:        $mutated, mt\_fitness \leftarrow mutated \parallel [child], mt\_fitness \parallel [\text{FE}(child)]$ 
40:        $mt\_errors \leftarrow mt\_errors \parallel [\text{ED}(child, \epsilon)]$ 
41:     end while
42:      $population, fitness \leftarrow mutated, mt\_fitness$  ▷ Update Population
43:      $errors \leftarrow mt\_errors$ 
44:      $EP \leftarrow EP \cup \{(c, s, e) \mid c \in population, s \in fitness, e \in errors\}$ 
45:     Update  $best\_solution$  and  $best\_fitness$ 
46:   end for
47:   return  $best\_solution$ 
48: end procedure

```

Model	Method	SK _{CR}	SK _{PS}	GC _{CR}	GC _{PS}	TSP _{CR}	TSP _{PS}
GPT-4o-Mini	DP	0	39	0	73	0	79
	BoN	6	73	0	86	4	94
	Lyria	8	73	0	97	6	96
Qwen2.5:32B-Instruct	DP	0	31	0	74	0	81
	BoN	8	76	0	87	8	97
	Lyria	32	87	0	96	30	99
Mistral:7B-Instruct	DP	0	0	0	0	0	60
	BoN	0	5	0	84	0	80
	Lyria	0	12	0	92	0	89
Qwen2.5:7B-Instruct	DP	0	26	0	73	0	34
	BoN	0	55	0	84	0	88
	Lyria	0	61	0	95	4	95

Table 1: The results of Correctness and Penalized Score for SK, GC, TSP. For each LLM, across the three methods, the best correctness and penalized score are highlighted with a bold font.

4.2.2 Experiment Settings

For a comprehensive evaluation, we selected 4 LLMs: *GPT-4o-Mini*, *Qwen2.5:32B-Instruct*, *Qwen2.5:7B-Instruct*, and *Mistral:7B-Instruct*.

For DP, we set the *temperature* to 0 for greedy decoding and the *maximum generated tokens* to 4096.

For BoN, we set the *temperature* at 0.7 to enable diverse generated answers, the *maximum generated tokens* at 4096, the *sampling times* N at 345 to align the number of queries with Lyria, and the *maximum deduplication attempts* at 3.

For Lyria, we switch on the Oracle-based FE. We set the *temperature* of LLM at 0.7, the *maximum generated tokens* at 4096, the *population size* at 30, the *generations* at 15, the *maximum detected errors* at 3, the *maximum deduplication attempts* at 3, the *replay rate* at 0.6, the *crossover rate* at 0.7, the *external crossover rate* at 0.3, the *mutation rate* at 0.3, and the *external mutation rate* at 0.3.

4.2.3 Results & Analysis

As shown in Table 1, LLMs struggle across problems with DP⁴. While BoN greatly improves the performance across the problems, Lyria demonstrates its ability to further consistently contribute significant improvement across various LLMs and problems. For example, Lyria improves GC_{PS} for *GPT-4o-Mini* by 24 over DP and 11 over BoN, while enhancing SK_{CR} by 32% and 24% and also SK_{PS} by 56 and 11, for *Qwen2.5:32B-Instruct*, compared to DP and BoN, respectively. In addition, for relatively small LLMs like *Qwen2.5:7B-Instruct*, Lyria also shows its efficacy, by 22 and 11 GC_{PS} increases, and 61 and 7 TSP_{PS} improved, compared to DP and BoN, respectively.

Furthermore, across all LLMs, for SK, Lyria shows an average 10% and 7% increases on SK_{CR} with 34 and 6 increases on SK_{PS}, compared to DP and BoN. For GC, Lyria shows 40 and 10 improvement on GC_{PS}. For TSP, Lyria shows 10% and 7% increases on TSP_{CR} with 32 and 5 improvement on TSP_{PS}. Therefore, across all LLMs and problems, Lyria demonstrates 7% and 5% increases on the correctness and 35 and 7 improvements on the penalized score, compared to DP and BoN, respectively, demonstrating the consistent performance contribution offered by Lyria.

4.3 Ablation Experiments

To further investigate the impact of various factors that influence the performance of Lyria, we conducted 7 additional experiments. To avoid prohibitive costs, we selected *Qwen2.5:7B-Instruct* and limited the number of problems to 10. Unless otherwise specified, we adhere to the same parameter settings as in the main experiment and refer their performance to the *penalized score* metric.

⁴Results of all metrics for each problem type are shown in Appendix B.

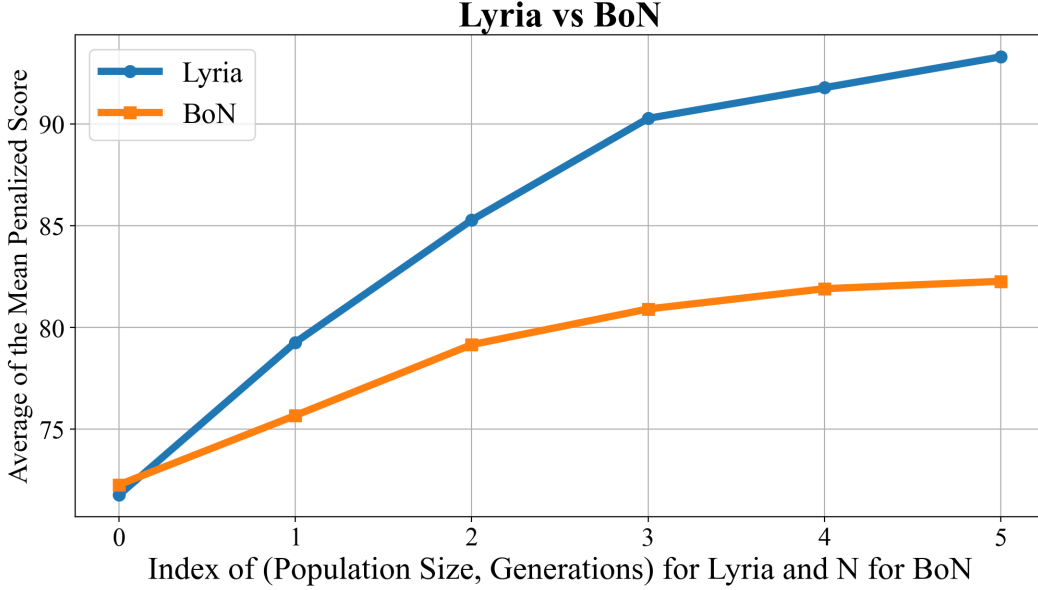


Figure 2: The figure shows the performance comparison between Lyria and BoN, in which the x-axis indexes each parameter set, e.g., index 0 means the pair of $(n_p = 5, n_g = 5)$ for Lyria and $N = 23$ for BoN, and the y-axis shows the corresponding score averaging across SK_{PS} , GC_{PS} , and TSP_{PS} .

4.3.1 Scaling Population Size and Generations

This experiment investigates the impact of scaling *population size* n_p and *generations* n_g on the performance of Lyria. We executed 6 experiment settings, each pairing a n_p and n_g : (5, 5), (10, 10), (20, 20), (30, 30), (40, 40) and (50, 50). For each setting, we applied the BoN baseline for comparison, with the corresponding values of N equal to 23, 80, 300, 660, 1160, and 1800. As demonstrated in Figure 2, averaged across problems, while BoN exhibits diminishing marginal gains as parameters scaled, Lyria demonstrated consistent improvements and increasingly larger performance gaps compared to BoN. We attribute the limitations of BoN to LLMs getting trapped in local optima without effective capacities to extricate themselves from it, resulting in even sampling an arbitrarily large number of answers yet still failing to yield further performance improvements. However, Lyria inherently possesses the capacity to escape local optima, driving substantial performance improvements while increasing n_p and n_g .

In addition, to disentangle the individual contribution of n_p and n_g , we conducted 6 additional experiments settings. We fixed the n_p at 10 while varying n_g at values of 10, 30, and 50, and conversely fixed n_g at 10 while adjusting n_p across values of 10, 30 and 50. For the former, averaged across problems, the penalized scores increase by 4, while the latter one yields 7 gains. The modest 3 difference between them could result from the limited diversity in smaller populations, causing offspring becoming homologous to their parents, thereby suppressing evolutionary efficacy. However, given this minor gap, we cannot exclude the possibility that it arises from stochastic variation.

4.3.2 Oracle-Based FE VS LLM-Based FE

This experiment seeks to explore how the performance of Lyria varies when using an Oracle-based FE versus an LLM-based FE. We compared an Oracle-based FE with two LLM-based FEs, one built on *Qwen2.5:7B-Instruct* and the other on *GPT-4o-Mini*.

We observed that, averaged across problems, the Oracle-based FE achieved a penalized score of 84, whereas *Qwen2.5:7B-Instruct* and *GPT-4o-Mini* scored only 51 and 50, respectively. The superior result of Oracle-based FE, as expected, shows that a stronger evaluator markedly boosts the performance of Lyria. The reason is obvious, that the external symbolic system can always give

precise fitness to guild the evolution direction while LLMs fails to provide correct fitness resulting in evolution process oscillated.

Additionally, it is also worth-noting that the nearly identical scores of *GPT-4o-Mini* and *Qwen2.5:7B-Instruct* indicate no significant difference in their evaluative capacity, although *GPT-4o-Mini* demonstrates a consistent better problem solving ability than *Qwen2.5:7B-instruct* as shown in Table 1.

4.3.3 Impact of ED, EP, DD

This experiment aims to investigate the impact of the Error Detector, Experience Pool, and Deduplicator on Lyria.

For ED, we vary the *maximum detected errors* ϵ at values of 0, 3, 6, and 9. For TSP, we do not observe a significant impact when increasing ϵ . In contrast, for SK, as ϵ rises, the SK_{PS} also increased, yielding 4 gains. For GC, increasing ϵ produced a significant 7 improvements. We attribute the performance differences across problems to the varying efficacy of their dedicated design of ECO and EMO.

For EP, we vary the *replay rate* ρ at values of 0, 0.3, and 0.6. We observed that varying ρ did not produce significant changes in GC_{PS} and TSP_{PS} . However, for SK, while setting ρ to 0 and 0.6 yielded scores of 59 and 62, setting $\rho = 0.3$ produces a score of 73, bringing up a significant improvement of 14 and 11 compared to the scores when $\rho = 0$ and $\rho = 0.6$. We attribute this discrepancy to the trade-offs of ρ . When ρ is too low or EP is dropped, since the population of each generation evolves solely by referring to its immediate predecessors, the lack of retained historical best solutions may bias the evolutionary direction. Conversely, when ρ is too high, overreliance on historical best solutions which may themselves be local optima, can homogenize the evolved population and lead to premature convergence on suboptimal solutions.

For DD, we vary the *maximum deduplication attempts* τ at the values of 0, 3, and 6. Averaged across problems, increasing τ does not bring up a significant improvement, which, nevertheless, is as expected and does not mean that the deduplicator is dispensable. Since the solution spaces of all the given problems are considerably immense, and when the population size remains much smaller than the solution space, it results in a low incidence of duplicate individuals, DD therefore may not be invoked. Thus, when encountering problems with comparatively smaller solution spaces, DD could effectively eliminate duplicates and thereby enhance population diversity.

4.3.4 Impact of ECO and EMO

This experiment aims to investigate the impact of External Crossover Operator (ECO) and External Mutation Operator (EMO) on Lyria. Given the close interdependence between these two operators, rather than evaluating their efficacy in isolation, we simultaneously vary both the *external crossover rate* ξ and the *external mutation rate* μ to investigate the efficacy of them. Thus, we construct 3 experiment settings, each pairing a ξ and μ : (0, 0), (0.3, 0.3), and (0.6, 0.6).

For GC, raising ξ and μ induces a 6.35 performance gain by improving GC_{PS} from 91.07 to 97.42. However, for TSP, we did not observe a significant performance gain after increasing the rates. Furthermore, for SK, we observed a 6.23 performance drop after raising rates. The results indicate that although integrating symbolic system into crossover and mutation can help improve performance, the disparity of the results illustrates that the quality of ECO and EMO designs tailored to specific problems can markedly influence performance. High-quality ECO and EMO enable Lyria to evolve populations more effectively, leading to better performance. We consider that a high-quality ECO and EMO may contain, but are not limited to, extra or superior heuristics beyond what an LLM alone can provide, structural or precise constraints, or expert domain knowledge, which can not only fill the incomplete solution space that is the out-of-distribution data of LLMs but also provide appropriate crossover and mutation strategy to advance evolution. Conversely, a poor design of them may trigger performance declines. We consider that inferior operators may fail to fill the incomplete solution space or may synthesize solutions worse than their predecessors, especially when they are frequently used in the case that ξ and μ are elevated, which can introduce low-quality individuals into each generation, thereby degrading performance. Therefore, a meticulous and superior design of ECO and EMO is essential for Lyria.

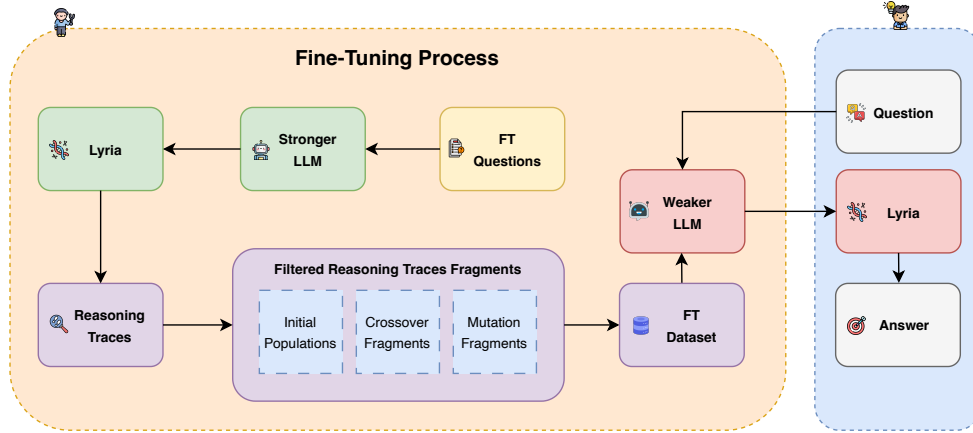


Figure 3: The overall process of LAFT in which the orange dashed-border block depicts the FT process and the blue dashed-border block illustrates the inference process. The FT process begins with a set of questions generated for FT data construction, which are answered by a stronger LLM equipped with the Lyria reasoning framework. During reasoning, detailed reasoning traces are collected, including the initial populations, crossover fragments, and mutation fragments. These fragments are subsequently filtered to remove suboptimal ones and retain beneficial ones, forming a FT dataset. The dataset is then used to fine-tune a weaker LLM. During inference, the fine-tuned weaker LLM employs Lyria to reason over new questions and generate final answers.

5 The LAFT Fine-tuning Process

Building on Lyria, we extend it to the fine-tuning (FT) process of LLMs and introduce the **Lyria Augmented Fine-Tuning**, abbreviated as **LAFT**, a new method that fine-tunes a weaker model to imitate the reasoning process of a stronger model that uses Lyria as its reasoning framework, enabling the weaker model to reason within the Lyria framework at inference time and achieve improved performance. We detail the methodology, experiment settings, and results with analysis in Section 5.1, 5.2, and 5.3, respectively.

5.1 Methodology

In LAFT, as illustrated in Figure 3, we initiate the process with a set of questions generated specifically for building the FT dataset. A stronger LLM then leverages Lyria as its reasoning framework to reason over and generate answers to these questions. Throughout this reasoning process, we systematically record all information arising from using Lyria for reasoning, referred to as reasoning traces. These traces comprise detailed information about the initial populations, as well as the information of every crossover and mutation operation, which we collectively denote as reasoning trace fragments. These information include raw responses, errors information, and fitness scores of initial populations, of both parents and child candidates in the crossover operation, and of both original and mutated candidates in the mutation operation. Subsequently, a filtering procedure is applied to filter out disturbing and inferior fragments while retaining beneficial ones. All initial populations are preserved entirely. For crossover fragments, only those in which the child outperforms both parent candidates are retained. For mutation fragments, only those where the mutated candidate surpasses its original candidate are retained. The resulting filtered fragments are then reformatted into a FT dataset, which is used to fine-tune the weaker LLM. Once fine tuning is completed, during inference, the fine-tuned weaker LLM employs Lyria as its reasoning framework to reason over new questions and generate final answers.

5.2 Experiment Settings

In the experiment, we select *Llama3.2:3B-Instruct* (Grattafiori et al., 2024) as the weaker model, and *Qwen2.5:32B-Instruct* (Qwen et al., 2025) as the stronger model. We generate 100 FT questions for each type of problems SK, GC, and TSP, respectively, prepared for building the FT dataset. The FT questions generation strictly follows the benchmark construction process described in Section 3. All FT questions are disjoint from the test sets used for evaluation. In the FT process of LAFT described in Section 4.2.2, for *Qwen2.5:32B-Instruct* with Lyria, we switch on Oracle-based FE and follow the same parameter settings as the case we set parameters of Lyria described in Section 4.1. The generated FT dataset is used to fine-tune the *Llama3.2:3B-Instruct* model to have a new fine-tuned model, called *Llama3.2:3B-LAFT*. During inference, it uses the Lyria reasoning framework to answer questions. We set its parameters as that, the temperature is set to 0.7, the maximum generated tokens to 4096, population size to 20, the generations to 20, the maximum detected errors to 3, the maximum deduplication attempts to 3, the replay rate to 0.6, the crossover rate to 0.7, the external crossover rate to 0.3, the mutation rate to 0.3, and the external mutation rate to 0.3.

To form baselines, for each type of problems, we construct 3 new types of datasets, which are *DPFT* dataset, *DPFT@Full* dataset, and *DPFT@Top* dataset. For the construction of *DPFT*, *Qwen2.5:32B-Instruct* answers each FT question once with the DP method, where the temperature is set to 0 and max generated tokens to 4096, following the task-specific DP templates as described in Prompt Template 13, 14, and 15. This yields 100 pairs of questions and answers for each type of problems. For the construction of *DPFT@Full* dataset, *Qwen2.5:32B-Instruct* answers each FT question 345 times, which is the same as the sample times N of BoN method set in Section 4.2.2, with the DP method, where the temperature is set to 0.7 and the max generated tokens to 4096, to ensure a diverse set of responses towards one question. This process produces 34500 pairs of questions and answers for each type of problem. For the construction of the *DPFT@Top* dataset, all pairs of questions and answers from the *DPFT@Full* dataset are ranked according to their penalized scores and only the top 20% of pairs with the highest scores are selected to form the *DPFT@Top* dataset, which results in 6900 pairs per problem type.

Based on the newly constructed datasets, for each problem type, we fine-tune *Llama3.2:3B-Instruct* to obtain 3 new fine-tuned models, which are *Llama3.2:3B-DPFT*, *Llama3.2:3B-DPFT@Full*, and *Llama3.2:3B-DPFT@Top*. For *Llama3.2:3B-DPFT*, it is fine-tuned on the *DPFT* dataset. For *Llama3.2:3B-DPFT@Full*, it is fine-tuned on the *DPFT@Full* dataset. For *Llama3.2:3B-DPFT@Top*, it is fine-tuned on the *DPFT@Top* dataset.

Based on the fine-tuned models, for each problem type, we form 9 baselines as follows:

1. ***Llama3.2:3B-Instruct* + DP**: The base model *Llama3.2:3B-Instruct* is used with the DP method to answer questions. The temperature is set to 0 and the maximum number of generated tokens to 4096;
2. ***Llama3.2:3B-Instruct* + BoN**: The base model *Llama3.2:3B-Instruct* is used with the BoN method to answer questions, where $N = 300$, the temperature is set to 0.7, the maximum number of generated tokens is set to 4096, and the maximum deduplication attempts is set to 3;
3. ***Llama3.2:3B-Instruct* + Lyria**: The base model *Llama3.2:3B-Instruct* is used with the Lyria method to answer questions, under the same parameter setting as in *Llama3.2:3B-LAFT*;
4. ***Llama3.2:3B-DPFT* + BoN**: The fine-tuned model *Llama3.2:3B-DPFT* is used with the BoN method to answer questions, under the same parameters settings as the second baseline
5. ***Llama3.2:3B-DPFT* + Lyria**: The fine-tuned model *Llama3.2:3B-DPFT* is used with the Lyria method to answer questions, under the same parameters setting as the third baseline;
6. ***Llama3.2:3B-DPFT@Full* + BoN**: The fine-tuned model *Llama3.2:3B-DPFT@Full* is used with the BoN method to answer questions, under the same parameters settings as the second baseline;
7. ***Llama3.2:3B-DPFT@Full* + Lyria**: The fine-tuned model *Llama3.2:3B-DPFT@Full* is used with the Lyria method to answer questions, under the same parameters setting as the third baseline;

Model	Method	SK _{CR}	SK _{PS}
Llama3.2:3B-LAFT	Lyria	10	65.84
<i>Llama3.2:3B-Instruct</i>	DP	0	1.83
<i>Llama3.2:3B-Instruct</i>	BoN	0	15.04
<i>Llama3.2:3B-Instruct</i>	Lyria	0	10.45
<i>Llama3.2:3B-DPFT</i>	BoN	0	1.32
<i>Llama3.2:3B-DPFT</i>	Lyria	0	1.38
<i>Llama3.2:3B-DPFT@Full</i>	BoN	0	25.54
<i>Llama3.2:3B-DPFT@Full</i>	Lyria	0	12.61
<i>Llama3.2:3B-DPFT@Top</i>	BoN	0	15.97
<i>Llama3.2:3B-DPFT@Top</i>	Lyria	0	13.45

Table 2: Results of our approach LAFT and the constructed 9 baselines for SK.

Model	Method	GC _{CR}	GC _{PS}
Llama3.2:3B-LAFT	Lyria	0	92.99
<i>Llama3.2:3B-Instruct</i>	DP	0	67.97
<i>Llama3.2:3B-Instruct</i>	BoN	0	83.18
<i>Llama3.2:3B-Instruct</i>	Lyria	0	85.08
<i>Llama3.2:3B-DPFT</i>	BoN	0	74.66
<i>Llama3.2:3B-DPFT</i>	Lyria	0	88.38
<i>Llama3.2:3B-DPFT@Full</i>	BoN	0	84.44
<i>Llama3.2:3B-DPFT@Full</i>	Lyria	0	88.38
<i>Llama3.2:3B-DPFT@Top</i>	BoN	0	84.24
<i>Llama3.2:3B-DPFT@Top</i>	Lyria	0	87.85

Table 3: Results of our approach LAFT and the constructed 9 baselines for GC.

8. **Llama3.2:3B-DPFT@Top + BoN**: The fine-tuned model *Llama3.2:3B-DPFT@Top* is used with the BoN method to answer questions, under the same parameters settings as the second baseline;
9. **Llama3.2:3B-DPFT@Top + Lyria**: The fine-tuned model *Llama3.2:3B-DPFT@Top* is used with the Lyria method to answer questions, under the same parameters settings as the third baseline.

5.3 Results & Analysis

We demonstrate the results for SK, GC, and TSP problems in Table 2, 3, and 4, respectively.

Across the results of each problem type, *Llama3.2:3B-LAFT* always demonstrates the best performance and consistently outperforms all 9 constructed baselines. For SK problems, it improves SK_{CR} by 10% and SK_{PS} by 64.52 compared to the worst approach, i.e., *Llama3.2:3B-DPFT* with the BoN method, while improving SK_{CR} by 10% and SK_{PS} by 40.30 compared to the best approach among 9 baselines, i.e., *Llama3.2:3B-DPFT@Full* with the BoN method. For GC problems, it increases GC_{PS} by 25.02 compared to the worst approach, i.e., *Llama3.2:3B-Instruct* with the DP method, while increasing GC_{PS} by 4.61 compared to the two best approaches among 9 baselines, i.e., *Llama3.2:3B-DPFT* with the Lyria method and *Llama3.2:3B-DPFT@Full* with the Lyria method. For TSP problems, it enhances TSP_{CR} by 18% and TSP_{PS} by 97.54 compared to the worst approach, i.e., *Llama3.2:3B-Instruct* with the DP method, while enhancing TSP_{CR} by 14% and SK_{PS} by 1.51 compared to the best approach among 9 baselines, i.e., *Llama3.2:3B-DPFT@Full* with the BoN method.

In addition, for SK problems, compared the results of *Llama3.2:3B-LAFT* with the results of *GPT-4o-Mini*, *Qwen2.5:72B-Instruct*, *Mistral:7B-Instruct*, and *Qwen2.5:72B-Instruct* shown in Table 1, the *Llama3.2:3B-LAFT* outperforms the best SK_{CR} of *GPT-4o-Mini*, *Mistral:7B-Instruct*, and *Qwen2.5:72B-Instruct* by 2%, 10%, and 10% respectively, and also outperforms the best SK_{PS} of *Mistral:7B-Instruct* and *Qwen2.5:72B-Instruct* by 53.84 and 4.82. For GC problems, the *Llama3.2:3B-LAFT* outperforms the best GC_{PS} of *Mistral:7B-Instruct* by 0.99. For TSP problems, the *Llama3.2:3B-*

Model	Method	TSP _{CR}	TSP _{PS}
Llama3.2:3B-LAFT	Lyria	18	97.53
<i>Llama3.2:3B-Instruct</i>	DP	0	0
<i>Llama3.2:3B-Instruct</i>	BoN	0	10.15
<i>Llama3.2:3B-Instruct</i>	Lyria	0	31.88
<i>Llama3.2:3B-DPFT</i>	BoN	0	90.39
<i>Llama3.2:3B-DPFT</i>	Lyria	0	91.11
<i>Llama3.2:3B-DPFT@Full</i>	BoN	4	96.02
<i>Llama3.2:3B-DPFT@Full</i>	Lyria	2	95.11
<i>Llama3.2:3B-DPFT@Top</i>	BoN	0	91.57
<i>Llama3.2:3B-DPFT@Top</i>	Lyria	0	91.94

Table 4: Results of our approach LAFT and the constructed 9 baselines for TSP.

LAFT outperforms the best TSP_{CR} of *GPT-4o-Mini*, *Mistral:7B-Instruct*, and *Qwen2.5:7B-Instruct* by 12%, 18%, and 14% respectively, and also outperforms the best SK_{PS} of *GPT-4o-Mini*, *Mistral:7B-Instruct*, and *Qwen2.5:7B-Instruct* by 1.53, 8.53, and 2.53. From the results, it indicates that, with LAFT, the performance of the weaker model like *Llama3.2:3B-Instruct* can even be elevated to surpass the *GPT-4o-mini*. In addition, from the results, we observe that *Llama3.2:3B-LAFT* is the one who approaches the performance closet to the stronger model, *Qwen2.5:32B-Instruct*, used to generate FT dataset, and *Llama3.2:3B-LAFT* even outperforms *Qwen2.5:32B-Instruct* with the BoN method for 2% in SK_{CR}, 5.99 in GC_{PS}, 10% in TSP_{CR}, and 0.53 in TSP_{PS}.

Furthermore, we consider and provide several reasons to explain why *Llama3.2:3B-LAFT* can significantly outperform the constructed 9 baselines. Although the *Llama3.2:3B-DPFT*, *Llama3.2:3B-DPFT@Full*, and *Llama3.2:3B-DPFT@Top* are trained on a diverse set of responses generated by *Qwen2.5:32B-Instruct*, especially the latter two, for the case that they use the BoN method, they still merely generate a diverse set of answers which may still be locked in local optima without the ability to reason beyond the local optima, and for the case they use the Lyria method, since they are not fine-tuned to be able to proficiently follow and leverage the reasoning framework of Lyria and they may also be disrupted by the FT process with *DPFT*, *DPFT@Full*, and *DPFT@Top* datasets which do not include the data of Lyria reasoning process, they could fail to utilize the Lyria reasoning framework during the inference even explicitly equipped with Lyria. However, for *Llama3.2:3B-LAFT*, it is fine-tuned to follow the Lyria reasoning process of the stronger models, which can significantly improve its proficiency in leveraging Lyria, and during inference, since Lyria can help escape the local optima and explores a larger solution space, *Llama3.2:3B-LAFT* can then leverage Lyria to reason over the questions to avoid locking in the local optima and obtain better performance.

6 Limitations and Future Directions

Although our evaluation of Lyria focuses on SK, GC, and TSP problems, the framework is not restricted to these domains. Importantly, this work is not to leverage LLMs to achieve SOTA performance on combinatorial optimization problems. Instead, this work aims to investigate and improve the two major issues of LLMs we concern and discuss before. With these two major issues being eased, we believe Lyria can be applied in a broader range of domains. For example, in code generation domain, we can first construct the Oracle-based FE as a suite of tests and build the ECO and the EMO as abstract syntax tree-based code operations, and then use Lyria to solve the code generation problems, in the way of leveraging semantic understanding of LLMs, global search ability of genetic algorithms, and complete solution space of external symbolic systems such as Oracle-based FE, ECO, and EMO. We encourage and expect the integration of Lyria into these domains in future works.

In addition, in Section 4.3.2, we observe a substantial performance gap between the Oracle-based FE and the LLM-based FE. While this unsurprisingly shows that a reliable external symbolic system can provide better guidance by giving correct fitness during evolution, it also reveals a limitation of Lyria, that currently a robust Oracle-based FE is required to fully realize the effectiveness of Lyria. This makes the present version of Lyria unsuitable for problems where verifying solutions is difficult.

Instead, it suits well for problems in which verification is easy but generating a correct solution is challenging and where an Oracle-based FE is available. For instance, the code generation tasks discussed above suits well for using Lyria to solve. Nevertheless, since we do not expect, in practice, an Oracle-based FE is always available, we believe replacing the Oracle-based FE with an LLM-based FE can greatly increase the applicability and convenience of Lyria in real-world applications. Thereby, we expect future work to improve the LLM-based FE to approach the Oracle-based FE.

Moreover, currently, both ECO and EMO are manually designed, and as we observe in Section 4.3.4, their design could significantly contribute to the performance. For different problems or domains, to achieve effective ECOs and EMOs always requires dedicated experts to carefully craft them, often involving multiple rounds of testing and iteration. Thus, it is necessary to develop an approach that can automatically design ECOs and EMOs, thereby eliminating the burden of manual design. Such an approach would not only facilitate the rapid application and generalization of this framework across diverse domains and problems, but could also enable LLM-based agents to autonomously design ECOs and EMOs when facing different environments and tasks, and thus leverage Lyria to substantially enhance their capabilities. As discussed in Section 2, future works may follow the approaches like LLaMEA (Stein & Bäck, 2025), EoH (Liu et al., 2024), and ReEvo (Ye et al., 2024) to enable automatically generating metaheuristic algorithm to construct ECOs and EMOs, which can future improve and polish the Lyria reasoning framework.

Furthermore, to our best knowledge, while several recent works begin to explore approaches that integrate LLM with genetic algorithm, as mentioned in Section 2, these efforts have largely been focused and confined to enhancing performance within a specific domain, falling short of offering a reasoning framework that integrates of LLMs, genetic algorithms, and symbolic systems, and also a comprehensive investigation into what factors may affect and govern its effectiveness. Hence, they lack direct comparability with this work. In addition to integrating with genetic algorithms, research on hybrid frameworks that integrate LLMs with other metaheuristic algorithms remains scarce, such as integration of LLMs with particle swarm optimization or ant colony optimization. Since different metaheuristic algorithms may offer distinct advantages across various domains and problem types, further investigation along this line could yield deeper insights into the comparative benefits of integrating LLMs with different metaheuristic algorithms. However, since works that explore other LLM-driven metaheuristic frameworks in a manner similar to our approach are still lacking, we are therefore unable to make a comparison. Therefore, as no directly comparable framework currently exists, this paper concentrates more on the internal analysis to ensure that the observed performance improvements arise from the virtue of the framework itself rather than from other factors, e.g., increasing samplings, and examine the contribution and necessity of each component, while also extending the idea to fine-tuning process and proposing LAFT.

Finally, while Lyria exerts significant performance improvements, especially when the population size and generations are increased, it necessarily induces more LLM queries, leading to much longer response time and higher costs, i.e., L -times more than the DP method as discussed in Section 4.2.1. Therefore, reducing this overhead is an important goal for subsequent work.

7 Conclusion

In this work, we introduce Lyria, a neuro-symbolic reasoning framework building on the integration of LLMs, genetic algorithms, and symbolic systems, comprising 7 essential components, to investigate and improve two major issues of LLMs, which are that LLMs trap themselves into local optima and they lack exhaustive coverage of the solution space. We conducted extensive experiments with 4 LLMs across 3 types of combinatorial reasoning problems, to show the superior effectiveness of Lyria, and also conducted 7 additional ablation experiments to demonstrate how various factors affect its performance. In addition, based on Lyria, we extend the ideas to the fine-tuning process of LLMs and propose LAFT which enables a weaker model to imitate the reasoning process of a stronger model that operates under Lyria. By conducting experiments, we demonstrate that LAFT can contribute consistent and significant performance improvements against 9 constructed baselines. Furthermore, we also reveal the limitations and offer perspectives on future directions. We hope this work offers valuable insights into the integration of LLMs, genetic algorithms, and symbolic systems, and sparks further exploration in this field.

References

- Dhananjay Ashok, Joseph Scott, Sebastian Johann Wetzel, Maysum Panju, and Vijay Ganesh. Logic guided genetic algorithms. *ArXiv*, abs/2010.11328, 2020. URL <https://api.semanticscholar.org/CorpusID:225039867>.
- Amanda Bertschinger, James Bagrow, and Joshua Bongard. Evolving form and function: Dual-objective optimization in neural symbolic regression networks. In *Proceedings of the Genetic and Evolutionary Computation Conference*, GECCO '24, pp. 277–285, New York, NY, USA, 2024. Association for Computing Machinery. ISBN 9798400704949. doi: 10.1145/3638529.3654030. URL <https://doi.org/10.1145/3638529.3654030>.
- Owen Burns, Dana Hughes, and Katia Sycara. Plancritic: Formal planning with human feedback, 2024. URL <https://arxiv.org/abs/2412.00300>.
- Xiaoshu Chen, Sihang Zhou, Ke Liang, and Xinwang Liu. Distilling reasoning ability from large language models with adaptive thinking. *IEEE Transactions on Neural Networks and Learning Systems*, 36(11):19820–19833, 2025. doi: 10.1109/TNNLS.2025.3591266.
- Antoine Cully and Yiannis Demiris. Quality and diversity optimization: A unifying modular framework. *IEEE Transactions on Evolutionary Computation*, 22(2):245–259, 2017.
- A. Elshamli, H.A. Abdullah, and S. Areibi. Genetic algorithm for dynamic path planning. In *Canadian Conference on Electrical and Computer Engineering 2004 (IEEE Cat. No.04CH37513)*, volume 2, pp. 677–680 Vol.2, 2004. doi: 10.1109/CCECE.2004.1345203.
- Yunfan Gao, Yun Xiong, Xinyu Gao, Kangxiang Jia, Jinliu Pan, Yuxi Bi, Yi Dai, Jiawei Sun, Meng Wang, and Haofen Wang. Retrieval-augmented generation for large language models: A survey, 2024. URL <https://arxiv.org/abs/2312.10997>.
- Michel Gendreau, Jean-Yves Potvin, et al. *Handbook of metaheuristics*, volume 2. Springer, 2010.
- Ian P Gent, Christopher Jefferson, and Peter Nightingale. Complexity of n-queens completion. *Journal of Artificial Intelligence Research*, 59:815–848, 2017.
- Aaron Grattafiori, Abhimanyu Dubey, Abhinav Jauhri, Abhinav Pandey, Abhishek Kadian, Ahmad Al-Dahle, Aiesha Letman, Akhil Mathur, Alan Schelten, Alex Vaughan, Amy Yang, Angela Fan, Anirudh Goyal, Anthony Hartshorn, Aobo Yang, Archi Mitra, Archie Sravankumar, Artem Korenev, Arthur Hinsvark, Arun Rao, Aston Zhang, Aurelien Rodriguez, Austen Gregerson, Ava Spataru, Baptiste Roziere, Bethany Biron, Binh Tang, Bobbie Chern, Charlotte Caucheteux, Chaya Nayak, Chloe Bi, Chris Marra, Chris McConnell, Christian Keller, Christophe Touret, Chunyang Wu, Corinne Wong, Cristian Canton Ferrer, Cyrus Nikolaidis, Damien Allonsius, Daniel Song, Danielle Pintz, Danny Livshits, Danny Wyatt, David Esiobu, Dhruv Choudhary, Dhruv Mahajan, Diego Garcia-Olano, Diego Perino, Dieuwke Hupkes, Egor Lakomkin, Ehab AlBadawy, Elina Lobanova, Emily Dinan, Eric Michael Smith, Filip Radenovic, Francisco Guzmán, Frank Zhang, Gabriel Synnaeve, Gabrielle Lee, Georgia Lewis Anderson, Govind Thattai, Graeme Nail, Gregoire Mialon, Guan Pang, Guillem Cucurell, Hailey Nguyen, Hannah Korevaar, Hu Xu, Hugo Touvron, Iliyan Zarov, Imanol Arrieta Ibarra, Isabel Kloumann, Ishan Misra, Ivan Evtimov, Jack Zhang, Jade Copet, Jaewon Lee, Jan Geffert, Jana Vranes, Jason Park, Jay Mahadeokar, Jeet Shah, Jelmer van der Linde, Jennifer Billock, Jenny Hong, Jenya Lee, Jeremy Fu, Jianfeng Chi, Jianyu Huang, Jiawen Liu, Jie Wang, Jiecao Yu, Joanna Bitton, Joe Spisak, Jongsoo Park, Joseph Rocca, Joshua Johnstun, Joshua Saxe, Junteng Jia, Kalyan Vasuden Alwala, Karthik Prasad, Kartikeya Upasani, Kate Plawiak, Ke Li, Kenneth Heafield, Kevin Stone, Khalid El-Arini, Krithika Iyer, Kshitiz Malik, Kuenley Chiu, Kunal Bhatta, Kushal Lakhotia, Lauren Rantala-Yearly, Laurens van der Maaten, Lawrence Chen, Liang Tan, Liz Jenkins, Louis Martin, Lovish Madaan, Lubo Malo, Lukas Blecher, Lukas Landzaat, Luke de Oliveira, Madeline Muzzi, Mahesh Pasupuleti, Mannat Singh, Manohar Paluri, Marcin Kardas, Maria Tsimpoukelli, Mathew Oldham, Mathieu Rita, Maya Pavlova, Melanie Kambadur, Mike Lewis, Min Si, Mitesh Kumar Singh, Mona Hassan, Naman Goyal, Narjes Torabi, Nikolay Bashlykov, Nikolay Bogoychev, Niladri Chatterji, Ning Zhang, Olivier Duchenne, Onur Çelebi, Patrick Alrassy, Pengchuan Zhang, Pengwei Li, Petar Vasic, Peter Weng, Prajjwal Bhargava, Pratik Dubal, Praveen Krishnan, Punit Singh Koura, Puxin Xu, Qing He, Qingxiao Dong, Ragavan Srinivasan, Raj Ganapathy, Ramon Calderer, Ricardo Silveira Cabral,

Robert Stojnic, Roberta Raileanu, Rohan Maheswari, Rohit Girdhar, Rohit Patel, Romain Sauvestre, Ronnie Polidoro, Roshan Sumbaly, Ross Taylor, Ruan Silva, Rui Hou, Rui Wang, Saghar Hosseini, Sahana Chennabasappa, Sanjay Singh, Sean Bell, Seohyun Sonia Kim, Sergey Edunov, Shaoliang Nie, Sharan Narang, Sharath Rapparth, Sheng Shen, Shengye Wan, Shruti Bhosale, Shun Zhang, Simon Vandenhende, Soumya Batra, Spencer Whitman, Sten Sootla, Stephane Collot, Suchin Gururangan, Sydney Borodinsky, Tamar Herman, Tara Fowler, Tarek Sheasha, Thomas Georgiou, Thomas Scialom, Tobias Speckbacher, Todor Mihaylov, Tong Xiao, Ujjwal Karn, Vedanuj Goswami, Vibhor Gupta, Vignesh Ramanathan, Viktor Kerkez, Vincent Gonguet, Virginie Do, Vish Voleti, Vitor Albiero, Vladan Petrovic, Weiwei Chu, Wenhan Xiong, Wenyin Fu, Whitney Meers, Xavier Martinet, Xiaodong Wang, Xiaofang Wang, Xiaoqing Ellen Tan, Xide Xia, Xinfeng Xie, Xuchao Jia, Xuwei Wang, Yaelle Goldschlag, Yashesh Gaur, Yasmine Babaei, Yi Wen, Yiwen Song, Yuchen Zhang, Yue Li, Yuning Mao, Zacharie Delpierre Coudert, Zheng Yan, Zhengxing Chen, Zoe Papakipos, Aaditya Singh, Aayushi Srivastava, Abha Jain, Adam Kelsey, Adam Shajnfeld, Adithya Gangidi, Adolfo Victoria, Ahuva Goldstand, Ajay Menon, Ajay Sharma, Alex Boesenberg, Alexei Baevski, Allie Feinstein, Amanda Kallet, Amit Sangani, Amos Teo, Anam Yunus, Andrei Lupu, Andres Alvarado, Andrew Caples, Andrew Gu, Andrew Ho, Andrew Poulton, Andrew Ryan, Ankit Ramchandani, Annie Dong, Annie Franco, Anuj Goyal, Aparajita Saraf, Arkabandhu Chowdhury, Ashley Gabriel, Ashwin Bharambe, Assaf Eisenman, Azadeh Yazdan, Beau James, Ben Maurer, Benjamin Leonhardi, Bernie Huang, Beth Loyd, Beto De Paola, Bhargavi Paranjape, Bing Liu, Bo Wu, Boyu Ni, Braden Hancock, Bram Wasti, Brandon Spence, Brani Stojkovic, Brian Gamido, Britt Montalvo, Carl Parker, Carly Burton, Catalina Mejia, Ce Liu, Changhan Wang, Changkyu Kim, Chao Zhou, Chester Hu, Ching-Hsiang Chu, Chris Cai, Chris Tindal, Christoph Feichtenhofer, Cynthia Gao, Damon Civin, Dana Beaty, Daniel Kreymer, Daniel Li, David Adkins, David Xu, Davide Testuggine, Delia David, Devi Parikh, Diana Liskovich, Didem Foss, Dingkan Wang, Duc Le, Dustin Holland, Edward Dowling, Eissa Jamil, Elaine Montgomery, Eleonora Presani, Emily Hahn, Emily Wood, Eric-Tuan Le, Erik Brinkman, Esteban Arcaute, Evan Dunbar, Evan Smothers, Fei Sun, Felix Kreuk, Feng Tian, Filippou Kokkinos, Firat Ozgenel, Francesco Caggioni, Frank Kanayet, Frank Seide, Gabriela Medina Florez, Gabriella Schwarz, Gada Badeer, Georgia Swee, Gil Halpern, Grant Herman, Grigory Sizov, Guangyi, Zhang, Guna Lakshminarayanan, Hakan Inan, Hamid Shojanazeri, Han Zou, Hannah Wang, Hanwen Zha, Haroun Habeeb, Harrison Rudolph, Helen Suk, Henry Aspegren, Hunter Goldman, Hongyuan Zhan, Ibrahim Damlaj, Igor Molybog, Igor Tufanov, Ilias Leontiadis, Irina-Elena Veliche, Itai Gat, Jake Weissman, James Geboski, James Kohli, Janice Lam, Japhet Asher, Jean-Baptiste Gaya, Jeff Marcus, Jeff Tang, Jennifer Chan, Jenny Zhen, Jeremy Reizenstein, Jeremy Teboul, Jessica Zhong, Jian Jin, Jingyi Yang, Joe Cummings, Jon Carvill, Jon Shepard, Jonathan McPhie, Jonathan Torres, Josh Ginsburg, Junjie Wang, Kai Wu, Kam Hou U, Karan Saxena, Kartikay Khandelwal, Katayoun Zand, Kathy Matosich, Kaushik Veeraraghavan, Kelly Michelena, Keqian Li, Kiran Jagadeesh, Kun Huang, Kunal Chawla, Kyle Huang, Lailin Chen, Lakshya Garg, Lavender A, Leandro Silva, Lee Bell, Lei Zhang, Liangpeng Guo, Licheng Yu, Liron Moshkovich, Luca Wehrstedt, Madian Khabsa, Manav Avalani, Manish Bhatt, Martynas Mankus, Matan Hasson, Matthew Lennie, Matthias Reso, Maxim Groshev, Maxim Naumov, Maya Lathi, Meghan Keneally, Miao Liu, Michael L. Seltzer, Michal Valko, Michelle Restrepo, Mihir Patel, Mik Vyatskov, Mikayel Samvelyan, Mike Clark, Mike Macey, Mike Wang, Miquel Jubert Hermoso, Mo Metanat, Mohammad Rastegari, Munish Bansal, Nandhini Santhanam, Natascha Parks, Natasha White, Navyata Bawa, Nayan Singhal, Nick Egebo, Nicolas Usunier, Nikhil Mehta, Nikolay Pavlovich Laptev, Ning Dong, Norman Cheng, Oleg Chernoguz, Olivia Hart, Omkar Salpekar, Ozlem Kalinli, Parkin Kent, Parth Parekh, Paul Saab, Pavan Balaji, Pedro Rittner, Philip Bontrager, Pierre Roux, Piotr Dollar, Polina Zvyagina, Prashant Ratanchandani, Pritish Yuvraj, Qian Liang, Rachad Alao, Rachel Rodriguez, Rafi Ayub, Raghotham Murthy, Raghu Nayani, Rahul Mitra, Rangaprabhu Parthasarathy, Raymond Li, Rebekkah Hogan, Robin Battey, Rocky Wang, Russ Howes, Ruty Rinott, Sachin Mehta, Sachin Siby, Sai Jayesh Bondu, Samyak Datta, Sara Chugh, Sara Hunt, Sargun Dhillon, Sasha Sidorov, Satadru Pan, Saurabh Mahajan, Saurabh Verma, Seiji Yamamoto, Sharadh Ramaswamy, Shaun Lindsay, Shaun Lindsay, Sheng Feng, Shenghao Lin, Shengxin Cindy Zha, Shishir Patil, Shiva Shankar, Shuqiang Zhang, Shuqiang Zhang, Sinong Wang, Sneha Agarwal, Soji Sajuyigbe, Soumith Chintala, Stephanie Max, Stephen Chen, Steve Kehoe, Steve Satterfield, Sudarshan Govindaprasad, Sumit Gupta, Summer Deng, Sungmin Cho, Sunny Virk, Suraj Subramanian, Sy Choudhury, Sydney Goldman, Tal Remez, Tamar Glaser, Tamara Best, Thilo Koehler, Thomas Robinson, Tianhe Li, Tianjun Zhang, Tim Matthews, Timothy Chou, Tzook Shaked, Varun Vontimitta, Victoria Ajayi, Victoria Montanez, Vijai Mohan, Vinay Satish Kumar, Vishal Mangla, Vlad Ionescu, Vlad Poenaru, Vlad Tiberiu

- Mihailescu, Vladimir Ivanov, Wei Li, Wenchen Wang, Wenwen Jiang, Wes Bouaziz, Will Constable, Xiaocheng Tang, Xiaojian Wu, Xiaolan Wang, Xilun Wu, Xinbo Gao, Yaniv Kleinman, Yanjun Chen, Ye Hu, Ye Jia, Ye Qi, Yenda Li, Yilin Zhang, Ying Zhang, Yossi Adi, Youngjin Nam, Yu, Wang, Yu Zhao, Yuchen Hao, Yundi Qian, Yunlu Li, Yuzi He, Zach Rait, Zachary DeVito, Zef Rosnbrick, Zhaoduo Wen, Zhenyu Yang, Zhiwei Zhao, and Zhiyu Ma. The llama 3 herd of models, 2024. URL <https://arxiv.org/abs/2407.21783>.
- Qingyan Guo, Rui Wang, Junliang Guo, Bei Li, Kaitao Song, Xu Tan, Guoqing Liu, Jiang Bian, and Yujiu Yang. Connecting large language models with evolutionary algorithms yields powerful prompt optimizers, 2024. URL <https://arxiv.org/abs/2309.08532>.
- Shaima Hameed, Yousef Elsheikh, and Mohammad Azzeh. An optimized case-based software project effort estimation using genetic algorithm. *Information and Software Technology*, 153:107088, 2023.
- Guangzeng Han, Weisi Liu, and Xiaolei Huang. Attributes as textual genes: Leveraging LLMs as genetic algorithm simulators for conditional synthetic data generation. In Christos Christodoulopoulos, Tanmoy Chakraborty, Carolyn Rose, and Violet Peng (eds.), *Findings of the Association for Computational Linguistics: EMNLP 2025*, pp. 19367–19389, Suzhou, China, November 2025. Association for Computational Linguistics. ISBN 979-8-89176-335-7. doi: 10.18653/v1/2025.findings-emnlp.1055. URL <https://aclanthology.org/2025.findings-emnlp.1055/>.
- Erik Hemberg, Stephen Moskal, and Una-May O’Reilly. Evolving code with a large language model. *Genetic Programming and Evolvable Machines*, 25(2):21, 2024.
- Cheng-Yu Hsieh, Chun-Liang Li, Chih-kuan Yeh, Hootan Nakhost, Yasuhisa Fujii, Alex Ratner, Ranjay Krishna, Chen-Yu Lee, and Tomas Pfister. Distilling step-by-step! outperforming larger language models with less training data and smaller model sizes. In Anna Rogers, Jordan Boyd-Graber, and Naoaki Okazaki (eds.), *Findings of the Association for Computational Linguistics: ACL 2023*, pp. 8003–8017, Toronto, Canada, July 2023. Association for Computational Linguistics. doi: 10.18653/v1/2023.findings-acl.507. URL <https://aclanthology.org/2023.findings-acl.507/>.
- Juyong Jiang, Fan Wang, Jiasi Shen, Sungju Kim, and Sunghun Kim. A survey on large language models for code generation, 2024. URL <https://arxiv.org/abs/2406.00515>.
- Sourabh Katoch, Sumit Singh Chauhan, and Vijay Kumar. A review on genetic algorithm: past, present, and future. *Multimedia Tools and Applications*, 80(5):8091–8126, February 2021. ISSN 1380-7501, 1573-7721. doi: 10.1007/s11042-020-10139-6.
- Daniel Kobler. *Evolutionary algorithms in combinatorial optimization* *Evolutionary Algorithms in Combinatorial Optimization*, pp. 950–959. Springer US, Boston, MA, 2009. ISBN 978-0-387-74759-0. doi: 10.1007/978-0-387-74759-0_167. URL https://doi.org/10.1007/978-0-387-74759-0_167.
- JohnR. Koza. Genetic programming as a means for programming computers by natural selection. *Statistics and Computing*, 4(2), June 1994. ISSN 0960-3174, 1573-1375. doi: 10.1007/BF00175355. URL <http://link.springer.com/10.1007/BF00175355>.
- Patrick Lewis, Ethan Perez, Aleksandra Piktus, Fabio Petroni, Vladimir Karpukhin, Naman Goyal, Heinrich Küttler, Mike Lewis, Wen-tau Yih, Tim Rocktäschel, Sebastian Riedel, and Douwe Kiela. Retrieval-augmented generation for knowledge-intensive nlp tasks. In *Proceedings of the 34th International Conference on Neural Information Processing Systems, NIPS ’20*, Red Hook, NY, USA, 2020. Curran Associates Inc. ISBN 9781713829546.
- Fei Liu, Xialiang Tong, Mingxuan Yuan, Xi Lin, Fu Luo, Zhenkun Wang, Zhichao Lu, and Qingfu Zhang. Evolution of heuristics: towards efficient automatic algorithm design using large language model. In *Proceedings of the 41st International Conference on Machine Learning, ICML’24*. JMLR.org, 2024.
- Aman Madaan, Niket Tandon, Prakhar Gupta, Skyler Hallinan, Luyu Gao, Sarah Wiegrefe, Uri Alon, Nouha Dziri, Shrimai Prabhumoye, Yiming Yang, Shashank Gupta, Bodhisattwa Prasad Majumder, Katherine Hermann, Sean Welleck, Amir Yazdanbakhsh, and Peter Clark. Self-refine: Iterative refinement with self-feedback. In *Thirty-seventh Conference on Neural Information Processing Systems*, 2023. URL <https://openreview.net/forum?id=S37hOerQLB>.

- Somshubra Majumdar, Vahid Noroozi, Mehrzad Samadi, Sean Narenthiran, Aleksander Ficek, Wasi Uddin Ahmad, Jocelyn Huang, Jagadeesh Balam, and Boris Ginsburg. Genetic instruct: Scaling up synthetic generation of coding instructions for large language models. In Georg Rehm and Yunyao Li (eds.), *Proceedings of the 63rd Annual Meeting of the Association for Computational Linguistics (Volume 6: Industry Track)*, pp. 208–221, Vienna, Austria, July 2025. Association for Computational Linguistics. ISBN 979-8-89176-288-6. doi: 10.18653/v1/2025.acl-industry.16. URL <https://aclanthology.org/2025.acl-industry.16/>.
- Chinmay Mittal, Krishna Kartik, Mausam, and Parag Singla. Fcorebench: Can large language models solve challenging first-order combinatorial reasoning problems?, 2025. URL <https://arxiv.org/abs/2402.02611>.
- Clint Morris, Michael Jurado, and Jason Zutty. Llm guided evolution - the automation of models advancing models. In *Proceedings of the Genetic and Evolutionary Computation Conference, GECCO '24*, pp. 377–384, New York, NY, USA, 2024. Association for Computing Machinery. ISBN 9798400704949. doi: 10.1145/3638529.3654178. URL <https://doi.org/10.1145/3638529.3654178>.
- Muhammad Umair Nasir, Sam Earle, Julian Togelius, Steven James, and Christopher Cleghorn. Llmatic: Neural architecture search via large language models and quality diversity optimization. In *Proceedings of the Genetic and Evolutionary Computation Conference, GECCO '24*, pp. 1110–1118, New York, NY, USA, 2024. Association for Computing Machinery. ISBN 9798400704949. doi: 10.1145/3638529.3654017. URL <https://doi.org/10.1145/3638529.3654017>.
- Liangming Pan, Alon Albalak, Xinyi Wang, and William Wang. Logic-LM: Empowering large language models with symbolic solvers for faithful logical reasoning. In Houda Bouamor, Juan Pino, and Kalika Bali (eds.), *Findings of the Association for Computational Linguistics: EMNLP 2023*, pp. 3806–3824, Singapore, December 2023. Association for Computational Linguistics. doi: 10.18653/v1/2023.findings-emnlp.248. URL <https://aclanthology.org/2023.findings-emnlp.248/>.
- Christos H. Papadimitriou and Kenneth Steiglitz. Some complexity results for the traveling salesman problem. In *Proceedings of the Eighth Annual ACM Symposium on Theory of Computing, STOC '76*, pp. 1–9, New York, NY, USA, 1976. Association for Computing Machinery. ISBN 9781450374149. doi: 10.1145/800113.803625. URL <https://doi.org/10.1145/800113.803625>.
- Giovanni Pinna, Damiano Ravalico, Luigi Rovito, Luca Manzoni, and Andrea De Lorenzo. Enhancing large language models-based code generation by leveraging genetic improvement. In Mario Giacobini, Bing Xue, and Luca Manzoni (eds.), *Genetic Programming*, pp. 108–124, Cham, 2024. Springer Nature Switzerland. ISBN 978-3-031-56957-9.
- Justin K Pugh, Lisa B Soros, and Kenneth O Stanley. Quality diversity: A new frontier for evolutionary computation. *Frontiers in Robotics and AI*, 3:40, 2016.
- Xin Qiu, Yulu Gan, Conor F. Hayes, Qiyao Liang, Elliot Meyerson, Babak Hodjat, and Risto Miikkulainen. Evolution strategies at scale: Llm fine-tuning beyond reinforcement learning, 2025. URL <https://arxiv.org/abs/2509.24372>.
- Qwen, :, An Yang, Baosong Yang, Beichen Zhang, Binyuan Hui, Bo Zheng, Bowen Yu, Chengyuan Li, Dayiheng Liu, Fei Huang, Haoran Wei, Huan Lin, Jian Yang, Jianhong Tu, Jianwei Zhang, Jianxin Yang, Jiaxi Yang, Jingren Zhou, Junyang Lin, Kai Dang, Keming Lu, Keqin Bao, Kexin Yang, Le Yu, Mei Li, Mingfeng Xue, Pei Zhang, Qin Zhu, Rui Men, Runji Lin, Tianhao Li, Tianyi Tang, Tingyu Xia, Xingzhang Ren, Xuancheng Ren, Yang Fan, Yang Su, Yichang Zhang, Yu Wan, Yuqiong Liu, Zeyu Cui, Zhenru Zhang, and Zihan Qiu. Qwen2.5 technical report, 2025. URL <https://arxiv.org/abs/2412.15115>.
- Simon Schäfer and Stephan Schulz. Breeding theorem proving heuristics with genetic algorithms. In *GCAI*, pp. 263–274. Citeseer, 2015.
- Yinan Shao, Jerry Chun-Wei Lin, Gautam Srivastava, Dongdong Guo, Hongchun Zhang, Hu Yi, and Alireza Jolfaei. Multi-objective neural evolutionary algorithm for combinatorial optimization problems. *IEEE Transactions on Neural Networks and Learning Systems*, 34(4):2133–2143, 2023. doi: 10.1109/TNNLS.2021.3105937.

- Noah Shinn, Federico Cassano, Ashwin Gopinath, Karthik R Narasimhan, and Shunyu Yao. Reflexion: language agents with verbal reinforcement learning. In *Thirty-seventh Conference on Neural Information Processing Systems*, 2023. URL <https://openreview.net/forum?id=vAElhFckW6>.
- Peiyang Song, Kaiyu Yang, and Anima Anandkumar. Lean copilot: Large language models as copilots for theorem proving in lean, 2025. URL <https://arxiv.org/abs/2404.12534>.
- Niki van Stein and Thomas Bäck. Llamea: A large language model evolutionary algorithm for automatically generating metaheuristics. *Trans. Evol. Comp*, 29(2):331–345, April 2025. ISSN 1089-778X. doi: 10.1109/TEVC.2024.3497793. URL <https://doi.org/10.1109/TEVC.2024.3497793>.
- Alireza Tamaddoni-Nezhad and Stephen Muggleton. Using genetic algorithms for learning clauses in first-order logic. In *Proceedings of the 3rd Annual Conference on Genetic and Evolutionary Computation*, pp. 639–646, 2001.
- Weizhi Tang and Vaishak Belle. Tom-lm: Delegating theory of mind reasoning to external symbolic executors in large language models. In *Neural-Symbolic Learning and Reasoning: 18th International Conference, NeSy 2024, Barcelona, Spain, September 9–12, 2024, Proceedings, Part II*, pp. 245–257, Berlin, Heidelberg, 2024. Springer-Verlag. ISBN 978-3-031-71169-5. doi: 10.1007/978-3-031-71170-1_20. URL https://doi.org/10.1007/978-3-031-71170-1_20.
- Weizhi Tang, Yixuan Li, Chris Sypherd, Elizabeth Polgreen, and Vaishak Belle. HyGenar: An LLM-driven hybrid genetic algorithm for few-shot grammar generation. In Wanxiang Che, Joyce Nabende, Ekaterina Shutova, and Mohammad Taher Pilehvar (eds.), *Findings of the Association for Computational Linguistics: ACL 2025*, pp. 13640–13665, Vienna, Austria, July 2025. Association for Computational Linguistics. ISBN 979-8-89176-256-5. doi: 10.18653/v1/2025.findings-acl.701. URL <https://aclanthology.org/2025.findings-acl.701/>.
- Karthik Valmeekam, Matthew Marquez, Sarath Sreedharan, and Subbarao Kambhampati. On the planning abilities of large language models: a critical investigation. In *Proceedings of the 37th International Conference on Neural Information Processing Systems, NIPS '23*, Red Hook, NY, USA, 2023. Curran Associates Inc.
- Xiaohan Xu, Ming Li, Chongyang Tao, Tao Shen, Reynold Cheng, Jinyang Li, Can Xu, Dacheng Tao, and Tianyi Zhou. A survey on knowledge distillation of large language models, 2024. URL <https://arxiv.org/abs/2402.13116>.
- Takayuki Yato and Takahiro Seta. Complexity and completeness of finding another solution and its application to puzzles. *IEICE transactions on fundamentals of electronics, communications and computer sciences*, 86(5):1052–1060, 2003.
- Haoran Ye, Jiarui Wang, Zhiguang Cao, Federico Berto, Chuanbo Hua, Haeyeon Kim, Jinkyoo Park, and Guojie Song. Reevo: large language models as hyper-heuristics with reflective evolution. In *Proceedings of the 38th International Conference on Neural Information Processing Systems, NIPS '24*, Red Hook, NY, USA, 2024. Curran Associates Inc. ISBN 9798331314385.
- Xuekai Zhu, Biqing Qi, Kaiyan Zhang, Xinwei Long, Zhouhan Lin, and Bowen Zhou. PaD: Program-aided distillation can teach small models reasoning better than chain-of-thought fine-tuning. In Kevin Duh, Helena Gomez, and Steven Bethard (eds.), *Proceedings of the 2024 Conference of the North American Chapter of the Association for Computational Linguistics: Human Language Technologies (Volume 1: Long Papers)*, pp. 2571–2597, Mexico City, Mexico, June 2024. Association for Computational Linguistics. doi: 10.18653/v1/2024.naacl-long.142. URL <https://aclanthology.org/2024.naacl-long.142/>.

A L Calculation of Lyria

Lyria could sample an LLM up to L times for a single problem. Let n_p be the population size, n_g be the generations, η be the crossover rate, ξ be the external crossover rate, κ be the mutation rate, and μ be the external mutation rate. The sample times L are given as:

$$L = n_p + (n_p \cdot \eta \cdot (1 - \xi) + n_p \cdot \kappa \cdot (1 - \mu)) \cdot n_g$$

Thus, for example, given $n_p = 30, n_g = 15, \eta = 0.7, \xi = 0.3, \kappa = 0.3, \mu = 0.3$, we have $L = 30 + (30 \cdot 0.7 \cdot (1 - 0.3) + 30 \cdot 0.3 \cdot (1 - 0.3)) \cdot 15 = 345$.

B Additional Results

We demonstrate the results of all metrics for each problem type in Table 5, 6, and 7.

Model	Method	SK _{CR}	SK _{SC}	SK _{PS}
GPT-4o-Mini	DP	0	43	39
	BoN	6	74	73
	Lyria	8	74	73
Qwen2.5:32B-Instruct	DP	0	35	31
	BoN	8	77	76
	Lyria	32	87	87
Mistral:7B-Instruct	DP	0	1	0
	BoN	0	11	5
	Lyria	0	16	12
Qwen2.5:7B-Instruct	DP	0	32	26
	BoN	0	57	55
	Lyria	0	62	61

Table 5: The results of all metrics for SK.

Model	Method	GC _{CR}	GC _{SC}	GC _{PS}	GC _{CF}
GPT-4o-Mini	DP	0	73	73	27
	BoN	0	86	86	14
	Lyria	0	97	97	4
Qwen2.5:32B-Instruct	DP	0	74	74	26
	BoN	0	87	87	13
	Lyria	0	96	96	4
Mistral:7B-Instruct	DP	0	100	0	0
	BoN	0	86	84	15
	Lyria	0	93	92	7
Qwen2.5:7B-Instruct	DP	0	73	73	27
	BoN	0	84	84	16
	Lyria	0	95	95	5

Table 6: The results of all metrics for GC.

Model	Method	TSP _{CR}	TSP _{PS}	TSP _{EDM}	TSP _{MC}
GPT-4o-Mini	DP	0	79	0.64	0
	BoN	4	94	0.18	0
	Lyria	6	96	0.13	0
Qwen2.5:32B-Instruct	DP	0	81	0.58	0
	BoN	8	97	0.09	0
	Lyria	30	99	0.04	0
Mistral:7B-Instruct	DP	0	60	1.20	2
	BoN	0	80	0.61	0
	Lyria	0	89	0.31	0
Qwen2.5:7B-Instruct	DP	0	34	1.97	5
	BoN	0	88	0.36	0
	Lyria	4	95	0.15	0

Table 7: The results of all metrics for TSP.

C Prompts

Prompt Template 1: Sudoku LLM-Based Error Detector

===Instructions===

1. You are a Sudoku expert who can find the errors in a sudoku candidate solution;
2. Given this Sudoku puzzle and its candidate solution, you should find the errors in the candidate solution;
3. The correctness of the solution depends on:
 - (1) Correct Syntax: it has a correct format, meaning each row, column, and {subgrid_size}x{subgrid_size} square exactly contain {puzzle_grid_size} number, and each cell is separated by space. The solution format must be in the same format as the given puzzle but there is no unfilled dot;
 - (2) Correct Semantics: for each row, column, and {subgrid_size}x{subgrid_size} square, the numbers 1 to {puzzle_grid_size} should appear exactly once;
4. If the syntax is incorrect, the errors should be "Syntax is wrong" (Noted as Type 1 Error Msg);
5. If the syntax is correct, the errors should be the positions of the wrong numbers in the candidate solution with its conflict type, "row", "col", or "subgrid" (Noted as Type 2 Error Msg);
6. You should find all the errors in the candidate solution;
7. If there are no errors, the errors should be "No errors" (Noted as Type 3 Error Msg);
8. You can think it thoroughly in any way you want, but You MUST give the errors in the end of your thinking in the format as:
 - (1) For Type 1 Error Msg: "Syntax is wrong" wrapped in triple backticks as a code block;
 - (2) For Type 2 Error Msg:
 - a. Each error is in the format as "i,j,type", where i is the row number and j is the column number starting from 0 and type is the conflict type, "row", "col", or "subgrid";
 - b. Each error is separated by a newline;
 - c. All errors should be wrapped in triple backticks as a code block;
 - (3) For Type 3 Error Msg: "No errors" wrapped in triple backticks as a code block;
 - (4) You can give comments or explanations before or after the code block but you MUST NOT give any comments or explanations in the code block;

===Type 1 Error Example===

...

Syntax is wrong

...

===Type 2 Error Example===

```

    ...
    0,0,row
    1,0,subgrid
    2,1,col
    ...

    ===Type 3 Error Example===
    ...

    No errors
    ...

    ===Sudoku Puzzle===
    ...

    {puzzle}
    ...

    ===Candidate Solution===
    ...

    {candidate}
    ...

```

Prompt Template 2: Graph Coloring LLM-Based Error Detector

```

===Instructions===
1. You are a Graph Coloring expert who can find the errors in a graph coloring candidate solution;
2. Given this Graph Coloring puzzle:
(1) The graph is represented by the adjacency matrix with {n_vertices} vertices, in which "y" means the two vertices are adjacent and "n" means the two vertices are not adjacent;
(2) The goal is to color the vertices with {color_count} colors such that no two adjacent vertices have the same color;
3. Given its candidate solution, you should find all the errors in the candidate solution;
4. The correctness of the solution depends on:
(1) Correct Syntax: the solution should be a list of {n_vertices} integers separated by comma such as "0,1,2", each integer represents the color of the corresponding vertex, and the colors should be integers from 0 to {color_count - 1};
(2) Correct Semantics: for each pair of adjacent vertices, the colors of the two vertices should be different;
4. If the syntax is incorrect, the errors should be "Syntax is wrong" (Noted as Type 1 Error Msg);
5. If the syntax is correct, the errors messages should be in two types:
(1) Type 2.1 Error Msg: the error msg are in the format as "i,j,color", where i is the vertex number, j is the vertex number, and color is the conflict color, and all of them are integers and separated by comma;
(2) Type 2.2 Error Msg: the error msg are in a number which indicates the number of exceeded colors, such as "0" means no exceeded colors, "1" means one exceeded color, "-1" means the colors used are less than the allowed color count, and so on;
6. You should find all the errors in the candidate solution;
7. If there are no errors, the errors should be "No errors" (Noted as Type 3 Error Msg);
8. You can think it thoroughly in any way you want, but You MUST give the errors in the end of your thinking in the format as:
(1) For Type 1 Error Msg: "Syntax is wrong" wrapped in triple backticks as a code block with the language indicator as "t1";
(2) For Type 2.1 Error Msg:
a. Each error is in the format as "i,j,color", where i is the vertex number, j is the vertex number, and color is the conflict color, and all of them are integers and separated by comma;
b. Each error is separated by a newline;
c. All errors should be wrapped in triple backticks as a code block with the language indicator as "t2.1";

```

(3) For Type 2.2 Error Msg: the number of exceeded colors wrapped in triple backticks as a code block with the language indicator as "t2.2";

(3) For Type 3 Error Msg: "No errors" wrapped in triple backticks as a code block with the language indicator as "t3";

(4) You can give comments or explanations before or after the code block but you MUST NOT give any comments or explanations in the code block;

===Type 1 Error Msg Example===

```
```t1
Syntax is wrong
```
```

===Type 2.1 Error Msg Example===

```
```t2.1
0,1,2
1,2,0
""
```

===Type 2.2 Error Msg Example===

```
```t2.2
1
```
```

===Type 3 Error Msg Example===

```
```t3
No errors
```
```

===Graph Adjacency Matrix===

```
```
{adjacency_matrix}
```
```

===Candidate Solution===

```
```
{candidate}
```
```

### Prompt Template 3: Travel Salesman Problem Error Detector

===Instructions===

1. You are a Travel Salesman Problem expert who can find all the errors in a TSP candidate solution;
2. Given this Traveling Salesman Problem puzzle:
  - (1) The distance matrix is a 2D matrix with  $\{n\_cities\}$  rows and  $\{n\_cities\}$  columns, in which each element represents the distance of traveling from the city in the row to the city in the column;
  - (2) The goal is to find the shortest path that visits each city exactly once and returns to the origin city;
3. Given its candidate solution, you should find all the errors in the candidate solution;
4. The correctness of the solution depends on:
  - (1) Correct Syntax:
    - a. the solution should be a list of  $\{n\_cities\}$  integers separated by comma such as "0,1,2", each integer represents the index of the city in the path, and the indexes should be integers from 0 to  $\{n\_cities - 1\}$ ;
    - b. the first and last city should be the same and should be 0, which means the path should return to the origin city which is 0;
    - c. the index of city should be in the range from 0 to  $\{n\_cities - 1\}$ ;
  - (2) Correct Semantics:
    - a. No missing city: the path should visit each city exactly once and return to the origin city;
    - b. Optimal path: the path should be the shortest path;
5. If the syntax is incorrect, the errors should be "Syntax is wrong" (Noted as Type 1 Error Msg);



6. If the syntax is correct, the errors messages should be in two types:

- (1) Type 2.1 Error Msg: the error msg are in the format of list separated by comma, where each element is a missing city in the path, such as "0,1,2", where 0, 1, 2 are the missing cities, and all of them are integers and separated by comma;
- (2) Type 2.2 Error Msg: the error msg are in a number which indicates the exceeded distance, such as "0" means the distance is the optimal distance, "10.5" means the distance exceeds the optimal distance by 10.5, and it should be a float;

6. You should find all the errors in the candidate solution;

7. If there are no errors, the errors should be "No errors" (Noted as Type 3 Error Msg);

8. You can think it thoroughly in any way you want, but You MUST give the errors in the end of your thinking in the format as:

(1) For Type 1 Error Msg: "Syntax is wrong" wrapped in triple backticks as a code block with the language indicator as "t1";

(2) For Type 2.1 Error Msg:

- a. the error msg are in the format of list separated by comma, where each element is a missing city in the path, such as "0,1,2", where 0, 1, 2 are the missing cities, and all of them are integers and separated by comma;
- c. the error should be wrapped in triple backticks as a code block with the language indicator as "t2.1";

(3) For Type 2.2 Error Msg: the exceeded distance wrapped in triple backticks as a code block with the language indicator as "t2.2";

(3) For Type 3 Error Msg: "No errors" wrapped in triple backticks as a code block with the language indicator as "t3";

(4) You can give comments or explanations before or after the code block but you MUST NOT give any comments or explanations in the code block;

===Type 1 Error Msg Example===

```
```t1
Syntax is wrong
```
```

===Type 2.1 Error Msg Example===

```
```t2.1
0,1,2
```
```

===Type 2.2 Error Msg Example===

```
```t2.2
10.5
```
```

===Type 3 Error Example===

```
```t3
No errors
```
```

===Distance Matrix===

```
```
{distance.matrix}
```
```

===Candidate Solution===

```
```
{candidate}
```
```

#### Prompt Template 4: Sudoku LLM-based Fitness Evaluator

===Instructions===

1. You are a Sudoku expert who can evaluate whether a sudoku candidate solution is correct or not, or how close it is to the correct solution;
2. Given this Sudoku puzzle and its candidate solution, you should evaluate its score. The score is to measure how close the candidate is to the solution;

3. The correctness of the solution depends on:

- (1) Correct Syntax: it has a correct format, meaning each row, column, and  $\{\text{subgrid\_size}\} \times \{\text{subgrid\_size}\}$  square exactly contain  $\{\text{puzzle\_grid\_size}\}$  number, and each cell is separated by space. The solution format must be in the same format as the given puzzle but there is no unfilled dot;
- (2) Correct Semantics: for each row, column, and  $\{\text{subgrid\_size}\} \times \{\text{subgrid\_size}\}$  square, the numbers 1 to  $\{\text{puzzle\_grid\_size}\}$  should appear exactly once;

4. If the syntax is incorrect, the fitness score should be 0.0;

5. If the syntax is correct, the score is calculated based on the number of correct numbers in rows, columns, and subgrids, and shown in percentage.  $R = \text{number of correct rows} / \{\text{puzzle\_grid\_size}\} + \{\text{delta}\}$ ,  $C = \text{number of correct columns} / \{\text{puzzle\_grid\_size}\} + \{\text{delta}\}$ , and  $S = \text{number of correct subgrids} / \{\text{puzzle\_grid\_size}\} + \{\text{delta}\}$ . The fitness score is calculated based on geometric mean as  $(R \times C \times S) ** (1/3) * 100.0$ , in which higher is better and 0.0 means the candidate is wrong at all while 100.0 means the candidate is correct;

6. In most of time, you should NOT give a score of 0.0 unless  $i_4$  are satisfied; You should give a score between 0.0 and 100.0 to indicate how close the candidate is to the correct solution;

7. Think it carefully and do NOT randomly guess the score;

8. You can think it thoroughly in any way you want, but You MUST give the score as a float number in the end of your thinking.

```

===Sudoku Puzzle===
...

{puzzle}
...

===Candidate Solution===
...

{candidate}
...

```

#### Prompt Template 5: Graph Coloring LLM-based Fitness Evaluator

```

===Instructions===

```

1. You are a Graph Coloring expert who can evaluate whether a graph coloring candidate solution is correct or not, or how close it is to the correct solution;
2. Given this Graph Coloring puzzle:
  - (1) The graph is represented by the adjacency matrix with  $\{\text{n\_vertices}\}$  vertices, in which "y" means the two vertices are adjacent and "n" means the two vertices are not adjacent;
  - (2) The goal is to color the vertices with  $\{\text{color\_count}\}$  colors such that no two adjacent vertices have the same color;
3. Given its candidate solution, you should evaluate its score. The score is to measure how close the candidate is to the solution;
4. The correctness of the solution depends on:
  - (1) Correct Syntax: the solution should be a list of  $\{\text{n\_vertices}\}$  integers separated by comma such as "0,1,2", each integer represents the color of the corresponding vertex, and the colors should be integers from 0 to  $\{\text{color\_count} - 1\}$ ;
  - (2) Correct Semantics: for each pair of adjacent vertices, the colors of the two vertices should be different;
4. If the syntax is incorrect, the fitness score should be 0.0;
5. If the syntax is correct, the score is calculated based on:
  - (1) Number of Conflicted Edges (noted as CE): the number of edges that two adjacent vertices have the same color;
  - (2) Number of Exceeded Colors (noted as EC): the number of colors exceeded the allowed color count;
  - (3) The score is now calculated as:  $\text{Max}(0, (1 - (CE/\{\text{n\_edges}\})) * (1 - EC/(\{\text{n\_vertices} - \text{color\_count}\}))) * 100$ , which means the score does not only depend on the number of conflicted edges but also the number of exceeded colors and ranges from 0.0 to 100.0;

```

6. In most of time, you should NOT give a score of 0.0 unless your are very sure; You should
 give a score between 0.0 and 100.0 to indicate how close the candidate is to the correct
 solution;
7. Think it carefully and do NOT randomly guess the score;
8. You can think it thoroughly in any way you want, but You MUST give the score as a float
 number in the end of your thinking.
===Graph Adjacency Matrix===
```
adjacency_matrix_str
```
===Candidate Solution===
```
{candidate}
```

```

#### Prompt Template 6: Travel Salesman Problem LLM-based Fitness Evaluator

```

===Instructions===
1. You are a Travel Salesman Problem expert who can evaluate whether a TSP candidate
 solution is correct or not, or how close it is to the correct solution;
2. Given this Traveling Salesman Problem puzzle:
 (1) The distance matrix is a 2D matrix with {n_cities} rows and {n_cities} columns, in which
 each element represents the distance of traveling from the city in the row to the city in the
 column;
 (2) The goal is to find the shortest path that visits each city exactly once and returns to the
 origin city;
3. Given its candidate solution, you should evaluate its score. The score is to measure how
 close the candidate is to the solution;
4. The correctness of the solution depends on:
 (1) Correct Syntax:
 a. the solution should be a list of {n_cities} integers separated by comma such as "0,1,2",
 each integer represents the index of the city in the path, and the indexes should be integers
 from 0 to {n_cities - 1};
 b. the first and last city should be the same and should be 0, which means the path should
 return to the origin city which is 0;
 c. the index of city should be in the range from 0 to {n_cities - 1};
 (2) Correct Semantics:
 a. No missing city: the path should visit each city exactly once and return to the origin city;
 b. Optimal path: the path should be the shortest path;
5. If the syntax is incorrect, the fitness score should be 0.0;
6. If the syntax is correct, the score is calculated based on:
 (1) Number of Missing Cities (noted as MC): the number of missing cities in the path;
 (2) Used Distance (noted as UD): the total distance of the path;
 (3) The score is computed as follows (in range of [0...100]):
 1) Let base_score = 100;
 2) Let OD = the sum of the shortest distances of the path; (You should try to the best to think
 about its optimal distance)
 3) Let ED = UD - OD;
 4) Let ED_Multiplier = ED / OD; (calculate how much the distance exceeds the optimal
 distance, it MUST be in range of [0...{DEFAULT_EDM}])
 5) distance_excess_ratio = ED_Multiplier / {DEFAULT_EDM}; (in range of [0...1])
 6) distance_correctness = base_score - (base_score * distance_excess_ratio); (in range of
 [0...100])
 7) missing_ratio = MC / (the length of the path - 1); (in range of [0...1])
 8) missing_correctness = base_score - (base_score * missing_ratio); (in range of [0...100])
 9) The final score is min(distance_correctness, missing_correctness), then clamped so it never
 goes below 0 or above 100.

```

6. In most of time, you should NOT give a score of 0.0 unless you are very sure; You should give a score between 0.0 and 100.0 to indicate how close the candidate is to the correct solution;

7. Think it carefully and do NOT randomly guess the score;

8. You can think it thoroughly in any way you want, but You MUST give the score as a float number in the end of your thinking.

===Distance Matrix===

```

{distance_matrix}

```

===Candidate Solution===

```

{candidate}

```

### Prompt Template 7: Sudoku LCO

===Instructions===

1. Given this Sudoku puzzle and these two Sudoku candidate solutions, you should thoroughly think both good and bad parts of each candidate and whether they are correct solutions to the puzzle;

2. If you think one of them are already correct, you can give the correct solution directly;

3. If you think the two candidates have good parts or bad parts, you can combine the good parts of both candidates, exclude the bad parts of both candidates, or do both of them simultaneously, aiming at creating a new candidate solution which can be better than the original candidates and approach more to the correct solution;

4. If you think it is not necessary to combine the two candidates, you can also give a new candidate solution which is totally different from the original candidates, aiming at approaching more to the correct solution;

5. After crossover, the solution should approach or become correct, which means:

(1) Correct Syntax: it has a correct format, meaning each row, column, and {subgrid\_size}x{subgrid\_size} square exactly contain {puzzle\_grid\_size} number, and each cell is separated by space. The solution format must be in the same format as the given puzzle but there is no unfilled dot;

(2) Correct Semantics: for each row, column, and {subgrid\_size}x{subgrid\_size} square, the numbers 1 to {puzzle\_grid\_size} should appear exactly once;

6. You should check the syntax carefully. If the syntax is incorrect, you should give a new solution which obey the rule "correct syntax";

7. You should check the semantics carefully. If the semantics is incorrect, you should give a new solution which obey the rule "correct semantics";

8. You can think whatever way you want, but at the end of thinking, the final solution should be given and written in the same format as the puzzle wrapped in triple backticks as a code block;

9. You can give thinking steps or explanation before or after code block but you MUST NOT give any comments or explanations in the code block;

===Sudoku Puzzle===

```

{puzzle}

```

===Candidate Solution 1===

```

{c1}

```

Score of Candidate Solution 1: {s1} (0.0 means the candidate is wrong at all while 100.0 means the candidate is correct)

Errors of Candidate Solution 1:

{c1\_error}

```
===Candidate Solution 2===
...
```

```
{c2}
...
```

Score of Candidate Solution 2: {s2} (0.0 means the candidate is wrong at all while 100.0 means the candidate is correct)

Errors of Candidate Solution 2:  
{c2\_error}

Now, keep the scores and errors in mind and think about how to combine the two candidates to create a new candidate solution that is better than the original candidates.

You can think in any way but you must finally give a candidate solution wrapped in triple backticks as a code block in the same format as the puzzle:

#### Prompt Template 8: Graph Coloring LCO

```
===Instructions===
```

1. Given this Graph Coloring puzzle:

(1) The graph is represented by the adjacency matrix with {n\_vertices} vertices, in which "y" means the two vertices are adjacent and "n" means the two vertices are not adjacent;  
(2) The goal is to color the vertices with {color\_count} colors such that no two adjacent vertices have the same color;

2. Given these two candidate solutions, you should thoroughly think both good and bad parts of each candidate and whether they are correct solutions to the puzzle;

3. If you think one of them are already correct, you can give the correct solution directly;

4. If you think the two candidates have good parts or bad parts, you can combine the good parts of both candidates, exclude the bad parts of both candidates, or do both of them simultaneously, aiming at creating a new candidate solution which can be better than the original candidates and approach more to the correct solution;

5. If you think it is not necessary to combine the two candidates, you can also give a new candidate solution which is totally different from the original candidates, aiming at approaching more to the correct solution;

6. After crossover, the solution should approach or become correct, which means:

(1) Correct Syntax: the solution should be a list of {n\_vertices} integers separated by comma such as "0,1,2", each integer represents the color of the corresponding vertex, and the colors should be integers from 0 to {color\_count - 1};

(2) Correct Semantics: for each pair of adjacent vertices, the colors of the two vertices should be different;

7. You should check the syntax carefully. If the syntax is incorrect, you should give a new solution which obey the rule "correct syntax";

8. You should check the semantics carefully. If the semantics is incorrect, you should give a new solution which obey the rule "correct semantics";

9. You can think whatever way you want, but at the end of thinking, the final solution should be given and written in a list of integers separated by comma wrapped in triple backticks as a code block;

10. You can give thinking steps or explanation before or after code block but you MUST NOT give any comments or explanations in the code block;

```
===Graph Adjacency Matrix===
...
```

```
{adjacency_matrix}
...
```

```
===Candidate Solution 1===
...
```

```
{c1}
...
```

Score of Candidate Solution 1: {s1} (0.0 means the candidate is wrong at all while 100.0 means the candidate is correct)

Errors of Candidate Solution 1:

{c1\_error}

===Candidate Solution 2===

...

{c2}

...

Score of Candidate Solution 2: {s2} (0.0 means the candidate is wrong at all while 100.0 means the candidate is correct)

Errors of Candidate Solution 2:

{c2\_error}

Now, keep the scores and errors in mind and think about how to combine the two candidates to create a new candidate solution that is better than the original candidates.

You can think in any way but you must finally give a candidate solution as a list of integers separated by comma wrapped in triple backticks as a code block:

#### Prompt Template 9: Travel Salesman Problem LCO

===Instructions===

1. Given this Traveling Salesman Problem puzzle:

(1) The distance matrix is a 2D matrix with {n\_cities} rows and {n\_cities} columns, in which each element represents the distance of traveling from the city in the row to the city in the column;

(2) The goal is to find the shortest path that visits each city exactly once and returns to the origin city;

2. Given these two candidate solutions, you should thoroughly think both good and bad parts of each candidate and whether they are correct solutions to the puzzle;

3. If you think one of them are already correct, you can give the correct solution directly;

4. If you think the two candidates have good parts or bad parts, you can combine the good parts of both candidates, exclude the bad parts of both candidates, or do both of them simultaneously, aiming at creating a new candidate solution which can be better than the original candidates and approach more to the correct solution;

5. If you think it is not necessary to combine the two candidates, you can also give a new candidate solution which is totally different from the original candidates, aiming at approaching more to the correct solution;

6. After crossover, the solution should approach or become correct, which means:

(1) Correct Syntax:

a. the solution should be a list of {n\_cities} integers separated by comma such as "0,1,2", each integer represents the index of the city in the path, and the indexes should be integers from 0 to {n\_cities - 1};

b. the first and last city should be the same and should be 0, which means the path should return to the origin city which is 0;

c. the index of city should be in the range from 0 to {n\_cities - 1};

(2) Correct Semantics:

a. No missing city: the path should visit each city exactly once and return to the origin city;

b. Optimal path: the path should be the shortest path;

7. You should check the syntax carefully. If the syntax is incorrect, you should give a new solution which obey the rule "correct syntax";

8. You should check the semantics carefully. If the semantics is incorrect, you should give a new solution which obey the rule "correct semantics";

9. You can think whatever way you want, but at the end of thinking, the final solution should be given and written in a list of integers separated by comma wrapped in triple backticks as a code block;

10. You can give thinking steps or explanation before or after code block but you MUST NOT give any comments or explanations in the code block;

===Distance Matrix===

...

```
{distance_matrix}
{...}
```

```
===Candidate Solution 1===
```

```
{...}
```

```
{c1}
```

```
{...}
```

Score of Candidate Solution 1: {s1} (0.0 means the candidate is wrong at all while 100.0 means the candidate is correct)

Errors of Candidate Solution 1:

```
{c1_error}
```

```
===Candidate Solution 2===
```

```
{...}
```

```
{c2}
```

```
{...}
```

Score of Candidate Solution 2: {s2} (0.0 means the candidate is wrong at all while 100.0 means the candidate is correct)

Errors of Candidate Solution 2:

```
{c2_error}
```

Now, keep the scores and errors in mind and think about how to combine the two candidates to create a new candidate solution that is better than the original candidates.

You can think in any way but you must finally give a candidate solution as a list of integers separated by comma wrapped in triple backticks as a code block:

#### Prompt Template 10: Sudoku LMO

```
===Instructions===
```

1. Given this Sudoku puzzle and this Sudoku candidate solution, you should thoroughly think about the good and bad parts of the candidate and whether it is a correct solution to the puzzle;
2. If you think the candidate is already correct, you can give the correct solution directly;
3. If you think the candidate has bad parts, you can change or improve the bad parts to make it good, aiming at creating a new candidate solution which can be better than the original candidate and approach more to the correct solution;
4. If you think it is not necessary to change the candidate, you can also give a new candidate solution which is totally different from the original candidate, aiming at approaching more to the correct solution;
5. After mutation, the solution should approach or become correct, which means:
  - (1) Correct Syntax: it has a correct format, meaning each row, column, and {subgrid\_size}x{subgrid\_size} square exactly contain {puzzle\_grid\_size} number, and each cell is separated by space. The solution format must be in the same format as the given puzzle but there is no unfilled dot;
  - (2) Correct Semantics: for each row, column, and {subgrid\_size}x{subgrid\_size} square, the numbers 1 to {puzzle\_grid\_size} should appear exactly once;
6. You should check the syntax carefully. If the syntax is incorrect, you should give a new solution which obey the rule "correct syntax";
7. You should check the semantics carefully. If the semantics is incorrect, you should give a new solution which obey the rule "correct semantics";
8. You can think whatever way you want, but at the end of thinking, the final solution should be given and written in the same format as the puzzle wrapped in triple backticks as a code block;
9. You can give thinking steps or explanation before or after code block but you MUST NOT give any comments or explanations in the code block;

```
===Sudoku Puzzle===
```

```
{...}
```

```
{puzzle}
```

```
{...}
```

```
===Candidate Solution===
```



```

 ...

```

```

 {candidate}

```

```

 ...

```

Score of Candidate Solution: {score} (0.0 means the candidate is wrong at all while 100.0 means the candidate is correct)

Errors of Candidate Solution:

```

 {error}

```

Now, keep the score and errors in mind and think about how to change the candidate to create a new candidate solution that is better than the original candidate.

You can think in any way but you must finally give a candidate solution wrapped in triple backticks as a code block in the same format as the puzzle:

#### Prompt Template 11: Graph Coloring LMO

```

===Instructions===

```

1. Given this Graph Coloring puzzle:

(1) The graph is represented by the adjacency matrix with {n\_vertices} vertices, in which "y" means the two vertices are adjacent and "n" means the two vertices are not adjacent;

(2) The goal is to color the vertices with {color\_count} colors such that no two adjacent vertices have the same color;

2. Given this candidate solution, you should thoroughly think about the good and bad parts of the candidate and whether it is a correct solution to the puzzle;

3. If you think the candidate is already correct, you can give the correct solution directly;

4. If you think the candidate has bad parts, you can change or improve the bad parts to make it good, aiming at creating a new candidate solution which can be better than the original candidate and approach more to the correct solution;

5. If you think it is not necessary to change the candidate, you can also give a new candidate solution which is totally different from the original candidate, aiming at approaching more to the correct solution;

6. After mutation, the solution should approach or become correct, which means:

(1) Correct Syntax: the solution should be a list of {n\_vertices} integers separated by comma such as "0,1,2", each integer represents the color of the corresponding vertex, and the colors should be integers from 0 to {color\_count - 1};

(2) Correct Semantics: for each pair of adjacent vertices, the colors of the two vertices should be different;

7. You should check the syntax carefully. If the syntax is incorrect, you should give a new solution which obey the rule "correct syntax";

8. You should check the semantics carefully. If the semantics is incorrect, you should give a new solution which obey the rule "correct semantics";

9. You can think whatever way you want, but at the end of thinking, the final solution should be given and written in a list of integers separated by comma wrapped in triple backticks as a code block;

10. You can give thinking steps or explanation before or after code block but you MUST NOT give any comments or explanations in the code block;

```

===Graph Adjacency Matrix===

```

```

 ...

```

```

 {adjacency_matrix}

```

```

 ...

```

```

===Candidate Solution===

```

```

 ...

```

```

 {candidate}

```

```

 ...

```

Score of Candidate Solution: {score} (0.0 means the candidate is wrong at all while 100.0 means the candidate is correct)

Errors of Candidate Solution:

```

 {error}

```

Now, keep the score and errors in mind and think about how to change the candidate to create a new candidate solution that is better than the original candidate.  
You can think in any way but you must finally give a candidate solution as a list of integers separated by comma wrapped in triple backticks as a code block:

#### Prompt Template 12: Travel Salesman Problem LMO

===Instructions===

1. Given this Traveling Salesman Problem puzzle:
  - (1) The distance matrix is a 2D matrix with  $\{n\_cities\}$  rows and  $\{n\_cities\}$  columns, in which each element represents the distance of traveling from the city in the row to the city in the column;
  - (2) The goal is to find the shortest path that visits each city exactly once and returns to the origin city;
2. Given this candidate solution, you should thoroughly think about the good and bad parts of the candidate and whether it is a correct solution to the puzzle;
3. If you think the candidate is already correct, you can give the correct solution directly;
4. If you think the candidate has bad parts, you can change or improve the bad parts to make it good, aiming at creating a new candidate solution which can be better than the original candidate and approach more to the correct solution;
5. If you think it is not necessary to change the candidate, you can also give a new candidate solution which is totally different from the original candidate, aiming at approaching more to the correct solution;
6. After mutation, the solution should approach or become correct, which means:
  - (1) Correct Syntax:
    - a. the solution should be a list of  $\{n\_cities\}$  integers separated by comma such as "0,1,2", each integer represents the index of the city in the path, and the indexes should be integers from 0 to  $\{n\_cities - 1\}$ ;
    - b. the first and last city should be the same and should be 0, which means the path should return to the origin city which is 0;
    - c. the index of city should be in the range from 0 to  $\{n\_cities - 1\}$ ;
  - (2) Correct Semantics:
    - a. No missing city: the path should visit each city exactly once and return to the origin city;
    - b. Optimal path: the path should be the shortest path;
7. You should check the syntax carefully. If the syntax is incorrect, you should give a new solution which obey the rule "correct syntax";
8. You should check the semantics carefully. If the semantics is incorrect, you should give a new solution which obey the rule "correct semantics";
9. You can think whatever way you want, but at the end of thinking, the final solution should be given and written in a list of integers separated by comma wrapped in triple backticks as a code block;
10. You can give thinking steps or explanation before or after code block but you MUST NOT give any comments or explanations in the code block;

===Distance Matrix===

...

{distance\_matrix}

...

===Candidate Solution===

...

{candidate}

...

Score of Candidate Solution: {score} (0.0 means the candidate is wrong at all while 100.0 means the candidate is correct)

Errors of Candidate Solution:

{error}

Now, keep the score and errors in mind and think about how to change the candidate to create a new candidate solution that is better than the original candidate.  
You can think in any way but you must finally give a candidate solution as a list of integers separated by comma wrapped in triple backticks as a code block:

#### Prompt Template 13: Sudoku Direct Prompting

===Instructions===

1. Given this Sudoku puzzle, you should fill in the missing numbers represented by dots;
2. The solution should be correct, which means:
  - (1) Correct Syntax: it has a correct format, meaning each row, column, and  $\{\text{subgrid\_size}\} \times \{\text{subgrid\_size}\}$  square exactly contain  $\{\text{puzzle\_grid\_size}\}$  number, and each cell is separated by space. The solution format must be in the same format as the given puzzle but there is no unfilled dot;
  - (2) Correct Semantics: for each row, column, and  $\{\text{subgrid\_size}\} \times \{\text{subgrid\_size}\}$  square, the numbers 1 to  $\{\text{puzzle\_grid\_size}\}$  should appear exactly once;
3. The puzzle is guaranteed to have a unique solution;
4. You should check the syntax carefully. If the syntax is incorrect, you should give a new solution which obey the rule "correct syntax";
5. You should check the semantics carefully. If the semantics is incorrect, you should give a new solution which obey the rule "correct semantics";
6. You can think whatever way you want, but at the end of thinking, the final solution should be given and written in the same format as the puzzle wrapped in triple backticks as a code block;
7. You can give thinking steps or explanation before or after code block but you MUST NOT give any comments or explanations in the code block;

===Sudoku Puzzle===

```

...
{puzzle}
...

```

#### Prompt Template 14: Graph Coloring Direct Prompting

===Instructions===

1. Given this Graph Coloring puzzle:
  - (1) The graph is represented by the adjacency matrix with  $\{\text{n\_vertices}\}$  vertices, in which "y" means the two vertices are adjacent and "n" means the two vertices are not adjacent;
  - (2) The goal is to color the vertices with  $\{\text{color\_count}\}$  colors such that no two adjacent vertices have the same color;
2. The solution should be correct, which means:
  - (1) Correct Syntax: the solution should be a list of  $\{\text{n\_vertices}\}$  integers separated by comma such as "0,1,2", each integer represents the color of the corresponding vertex, and the colors should be integers from 0 to  $\{\text{color\_count} - 1\}$ ;
  - (2) Correct Semantics: for each pair of adjacent vertices, the colors of the two vertices should be different;
3. You should check the syntax carefully. If the syntax is incorrect, you should give a new solution which obey the rule "correct syntax";
4. You should check the semantics carefully. If the semantics is incorrect, you should give a new solution which obey the rule "correct semantics";
5. You can think whatever way you want, but at the end of thinking, the final solution should be given and written in a list of integers separated by comma wrapped in triple backticks as a code block;
6. You can give thinking steps or explanation before or after code block but you MUST NOT give any comments or explanations in the code block;

===Graph Adjacency Matrix===

```

...

```

```
{adjacency_matrix}
{`}`
```

#### Prompt Template 15: Travel Salesman Problem Direct Prompting

```
===Instructions===
```

1. Given this Traveling Salesman Problem puzzle:

(1) The distance matrix is a 2D matrix with  $\{n\_cities\}$  rows and  $\{n\_cities\}$  columns, in which each element represents the distance of traveling from the city in the row to the city in the column;

(2) The goal is to find the shortest path that visits each city exactly once and returns to the origin city;

2. The solution should be correct, which means:

(1) Correct Syntax:

a. the solution should be a list of  $\{n\_cities\}$  integers separated by comma such as "0,1,2", each integer represents the index of the city in the path, and the indexes should be integers from 0 to  $\{n\_cities - 1\}$ ;

b. the first and last city should be the same and should be 0, which means the path should return to the origin city which is 0;

c. the index of city should be in the range from 0 to  $\{n\_cities - 1\}$ ;

(2) Correct Semantics:

a. No missing city: the path should visit each city exactly once and return to the origin city;

b. Optimal path: the path should be the shortest path;

3. You should check the syntax carefully. If the syntax is incorrect, you should give a new solution which obey the rule "correct syntax";

4. You should check the semantics carefully. If the semantics is incorrect, you should give a new solution which obey the rule "correct semantics";

5. You can think whatever way you want, but at the end of thinking, the final solution should be given and written in a list of integers separated by comma wrapped in triple backticks as a code block;

6. You can give thinking steps or explanation before or after code block but you MUST NOT give any comments or explanations in the code block;

```
===Distance Matrix===
```

```
{`}`
```

```
{distance_matrix}
```

```
{`}`
```