

TACOS: Open Tagging and Comparative Scoring for Instruction Fine-Tuning Data Selection

Xixiang He¹, Hao Yu², Qiyao Sun¹, Ao Cheng¹,
Tailai Zhang¹, Cong Liu¹, and Shuxuan Guo^{2*}

¹National University of Defense Technology, Changsha, China

²Intelligent Game and Decision Lab, Beijing, China

{hexixiang, sunqiyao18, chengao18, zhangtailai, liucong21}@nudt.edu.cn,
haoyutum@163.com, sg10.work@outlook.com

Abstract—Instruction Fine-Tuning (IFT) is crucial for aligning large language models (LLMs) with human preferences, and selecting a small yet representative subset from massive data significantly facilitates IFT in terms of both efficiency and effectiveness. Nevertheless, existing approaches suffer from two limitations: the use of simple heuristics restricts data diversity, while the singleton data quality evaluation accounts for inconsistent criteria between independent samples. To address the issues, we present TACOS, an innovative method that integrates Open Tagging and Comparative Scoring for IFT data selection. To capture data diversity, we leverage LLMs to assign open-domain tags to human queries, followed by a normalization stage to denoise the open tags and enable efficient clustering. Additionally, we suggest a comparative scoring method that allows the relative quality evaluation of samples within a cluster, avoiding inconsistent criteria seen in singleton-based evaluations. Extensive experiments across diverse datasets and LLM architectures demonstrate that TACOS outperforms existing approaches by a large margin. Notably, it achieves superior instruction-following performance on MT-Bench and ranks 1st among LLaMA2-7B-Based models on AlpacaEval 2.0, illustrating its efficacy for IFT data selection.

Index Terms—Instruction fine-tuning, large language models, data selection.

I. INTRODUCTION

However, direct IFT with unfiltered massive data accounts for flaws such as inefficient use of computational resources, increased time cost, contamination from noisy data, etc. Consequently, the emphasis has moved towards selecting a small subset of high-quality data for IFT, which enhances LLM performance more effectively [1].

Although the research field of IFT data selection has witnessed rapid development in recent years, existing works [2]–[14] are constrained by two major challenges: preserving data diversity after selection and evaluating data quality with consistent criteria. To enhance data diversity, previous approaches mainly rely on intuitive human prior, such as selecting instruction pairs with the longest response [6] or leveraging linear quality rules [15].

Nevertheless, those simple heuristics fail to capture the semantic level diversity encoded in textual content, leading to suboptimal data diversity preservation. On the other hand, to set criteria for data evaluation, recent works [3]–[5] have proposed to leverage learned prior knowledge as constraints through rating each instruction-response pair by LLMs. However, due to the absence of reference when evaluating each individual data sample, the criteria remain inconsistent, i.e., high-quality data is likely to be assigned with low scores, leading to unreliable data ranking in IFT data selection.

To tackle these issues, we introduce a novel IFT data selection method, termed TACOS (Open **T**agging and **C**omparative **S**coring), which consists of two primary modules: (1) **Open Tagging**, where

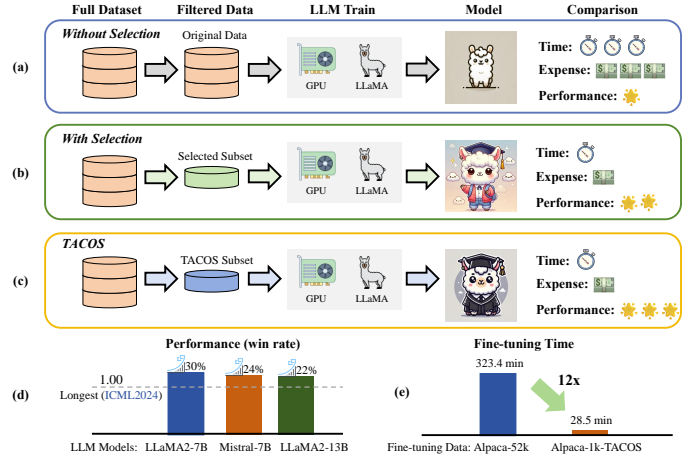


Fig. 1: **Top:** Comparison of different IFT data selection strategies, including: (a) original data based IFT, which is time-consuming and expensive, while leading to suboptimal performance; (b) selected data based IFT, which saves training time and expense, while improving IFT performance; (c) TACOS that introduces *Open Tagging* and *Comparative Scoring* to further boost the performance of data selection for IFT. **Bottom:** Quantitative results, including: (d) comparison between TACOS and a SOTA baseline for IFT data selection in terms of LLM performance, where our consistent higher win rate on variant LLMs demonstrates our superiority. (e) comparison between TACOS based and original data based IFT in terms of LLM fine-tuning time, where TACOS achieves 12x acceleration.

IFT data is first annotated with open-domain tags created by LLMs for preserving data diversity. Normalization is further introduced to filter out redundant tags, facilitating a more efficient clustering afterwards. (2) **Comparative Scoring**, where prompts are first refined to align LLM evaluators with human experts. LLMs are then adopted to perform comparative scoring, i.e., taking another data sample as reference when evaluating one data sample, which helps keep consistent evaluation criteria across all the data and enhances the stability of the consecutive score-based data selection. To ensure consistency and mitigate LLM bias, we swap and rescore the evaluated and reference samples. Benefiting from both designs, TACOS consistently surpasses baseline methods for the IFT of LLMs. Furthermore, we only use publicly available data for training and have released both the code and data for reproducibility ¹.

Our main contributions are summarized as follows:

* denotes the corresponding author.

¹<https://github.com/hexixiang/TACOS>

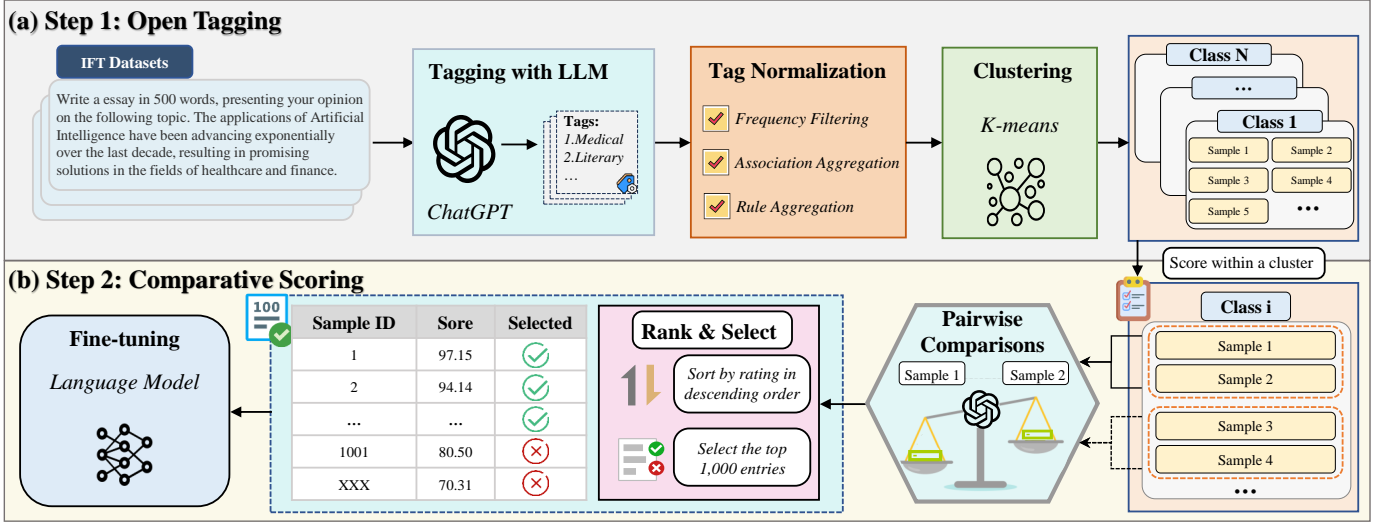


Fig. 2: **An overview of TACOS.** **Top:** (a) **Open Tagging.** From left to right, a LLM is leveraged to generate open-domain tags for IFT datasets, followed by normalization and clustering to group similar samples, ensuring data diversity and efficiency simultaneously. **Bottom:** (b) **Comparative Scoring.** From right to left, a LLM is used to perform comparative scoring within each cluster to obtain consistent criteria and reliable scores for high-quality IFT data selection.

- We propose to introduce open tagging with normalization procedures, ensuring data diversity and clustering efficiency.
- We design to refine data evaluation prompts and evaluate data quality in a comparative fashion, thereby enhancing the reliability and consistency of assessments for IFT data selection.
- We conduct extensive experiments on a variety of LLMs, IFT datasets, and benchmarks, demonstrating the efficiency and effectiveness of TACOS for IFT data selection.

II. RELATED WORK

A. Instruction Fine-Tuning of LLMs

IFT has emerged as a critical step to bridge the gap between LLMs’ predictive objectives and user goals, improving response controllability and computational efficiency [16], [17]. Notable models (e.g., InstructGPT [18]) employ a multi-step approach combining IFT and reinforcement learning with human feedback (RLHF) [19], which enhances model accuracy, utility, and safety. Moreover, specialized IFT approaches, such as Alpaca [20], Vicuna [21] and ChatGLM4 [22], have demonstrated effectiveness in domain-specific or multilingual contexts, improving instruction adherence and reducing potential biases. Consequently, IFT remains a powerful strategy for advancing LLM capabilities across a wide range of tasks.

B. Data Selection for Instruction Fine-Tuning

LLMs have demonstrated notable capabilities across diverse tasks, but the high time and computational costs associated with IFT constrain their scalability and limit broader real-world adoption. Some studies [2], [23], [24] suggest that artificially constructing IFT datasets with diverse instructions and uniform response styles can yield strong fine-tuning results. Yet, there is currently no unified paradigm for how to automatically select and construct such datasets, prompting research into more effective IFT data selection strategies. Early metric-based approaches rely on simple indicators, such as instruction length [6], Instruction-Following Distance (IFD) [7], or perplexity [8] to gauge data quality. While these methods are straightforward, they overlook nuanced contextual relationships among data

samples. In contrast, model-based solutions employ fully trained LLMs to score and filter data, resulting in more detailed assessments but incurring high resource costs. Extending this idea, some advanced LLM-based methods [3] refine this idea by systematically using prompts to evaluate instruction quality, although they risk overfitting to model-specific biases. Although comparative strategies such as winning rates and internal or external comparisons [25] help to gauge efficacy, challenges remain to ensure data diversity, stable scoring, and reliable performance across varied domains.

III. METHOD

As shown in Fig. 2, TACOS has two key modules: **Open Tagging** (III-A) and **Comparative Scoring** (III-B) that enhance IFT data selection by ensuring data diversity and score reliability, respectively.

A. Open Tagging

Open-Domain Tagging. To capture diverse intentions in IFT data, we propose to eliminate the inherent limitation of pre-defined tags [26] by leaving the tag space open to LLMs. To achieve that, we extend the prompt designed in [26] and employ GPT-4o² to annotate instruction-response pairs with fine-grained intentions in a specific JSON format. Through this fashion, GPT-4o generates over 50k tags for Alpaca-52k [20] (as shown in Fig. 5(a)), demonstrating LLMs’ capability for breaking down the barriers introduced by human prior knowledge. However, letting LLMs decide the tag space freely introduces additional noise, such as non-compliant JSON formats, inconsistent word expressions, and uneven tag granularity. More importantly, the rapidly increasing number of tags has a significant impact on clustering’s computational efficiency. To address these issues, we introduce normalization procedures [26], including frequency filtering that removes long-tail tags, association aggregation that mines tag relationships, and rule aggregation [27] that manually integrates tags. As a result, low-frequency tags are eliminated, and JSON formats are standardized. As shown in Fig. 5, these steps significantly reduce tag redundancy and noise, and meanwhile maintain data diversity.

²<https://platform.openai.com/docs/models/gpt-4o>

Post-Tagging Clustering. Different from [28] that clusters data based on a combination of instructions and input texts, we use tags for clustering, as tags help identify different tasks and cover a more diverse dataset. Thereby, we propose to utilize normalized tags associated with instruction-response pairs for clustering. To reduce redundancy, we generate semantic vectors for tags using the Phrase-BERT model [29] and cluster them via unsupervised clustering [30]. When a single instance has multiple tags mapped to different clusters, we unify or reassign them if they frequently co-occur or are semantically similar, thereby resolving conflicts. After clustering, representative labels of the clusters replace the original tags, significantly reducing redundancy. We then organize these labels into semantically coherent groups, using the longest instruction in each group as a representation for creating a streamlined IFT data subset. In doing so, massive raw data are compressed into a representative subset with the diversity preserved, which significantly facilitates the IFT procedure in terms of both efficacy and efficiency.



System Prompt:

You are a meticulous, detail-oriented assistant responsible for evaluating the quality of the provided IFT data samples.

User Prompt:

<The start of pairwise data samples>

Message 1

Instruction 1: {Instruction 1} Response 1: {Response 1}

Message 2

Instruction 2: {Instruction 2} Response 2: {Response 2}

<The end of pairwise data samples>

[Scoring Requirements]

1. The two data topics are related, and the score range is 1 to 100, and each dimension of the score has the same weight;
2. [Dimension 1: The first specific criterion for evaluation].
3. [Dimension 2: The second specific criterion for evaluation].



Message 1: Score: [Score 1], Feedback: Message 1's response is repetitive and lacks variety...

Message 2: Score: [Score 2], Feedback: [Feedback 2]

Fig. 3: **Template of Comparative Scoring Prompt.** The LLM evaluates pairwise data in a comparative fashion, scoring each on a range of [1, 100]. Feedback ensures accurate assessment.

B. Comparative Scoring

Prompt Refinement. Unlike existing works [3], [5], [25], [31] that primarily adopt LLMs for data scoring without prompt customization, we argue that careful prompt design, aligned with human evaluation standards, greatly enhances the precision and stability of IFT data selection. Based on a similar idea, Chen et al. [4] have designed prompts for LLMs to score IFT data responses. Nevertheless, their narrow score range and lack of human-machine alignment lead to inflated scores as well as gaps between LLM and human assessments. To address this, we refine the prompt by expanding the score range to [1, 100] and adding criteria in the [scoring requirements] part (see the upper part of Fig. 3). Such a design aligns scoring standards with human experts better and allows LLMs to provide more stable scores to data samples, improving the accuracy and stability of data evaluation.

Pairwise Scoring. Previous approaches [3]–[5] leverage LLMs to rate each data sample individually and consecutively filter data based on a defined threshold, resulting in unreliable data evaluation and

selection. To tackle the problem, we propose to cluster all the data first and then leverage GPT-4 [32] to perform comparative scoring by comparing data samples in a pairwise fashion. Data with the highest scores is finally selected for IFT. As our method considers mutual relationships by comparing pairs of data samples for scoring, it reduces rating biases and score inflation caused by inconsistent scoring criteria in previous methods, thereby improving the reliability and effectiveness of data selection.

IV. MAIN RESULTS

A. Experiment Settings

We fine-tune LLaMA2-7B [23], LLaMA2-13B [23], and Mistral-7B-v0.1 (abbreviated as Mistral-7B) [33] on IFT datasets Alpaca-52k [20] and Evol-Instruct-70k [34] using LLaMA-Factory [35] in bfloat16 on 8*A800 GPUs. For the selected 1k IFT data, we adopt the hyperparameters from [2], [6], with a sequence length of 2,048, a batch size of 128, and gradient accumulation. Models are trained for 3 epochs on the original Alpaca and Evol-Instruct datasets, and 15 epochs on the selected 1k datasets. Five datasets, including LIMA [2], Vicuna [21], Koala [36], WizardLM [34], and Self-Instruct [37], are used for testing. Pairwise comparisons based on GPT-4 are used to judge win rates, with ties being allowed. Additionally, models are tested on MT-Bench [38] to assess instruction-following abilities across a range of tasks.

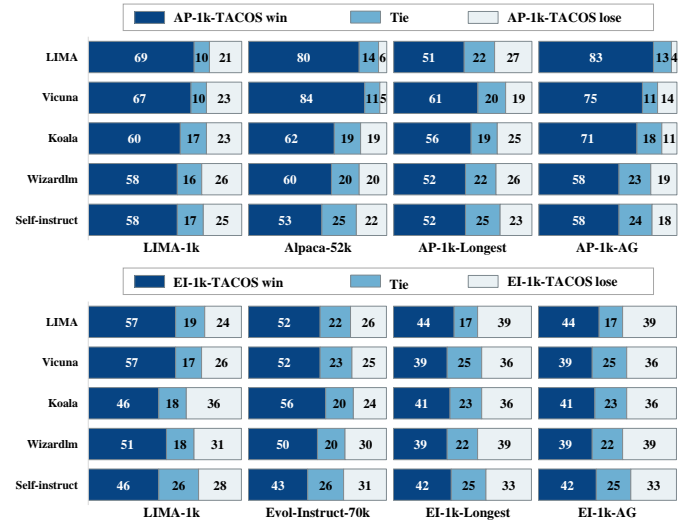


Fig. 4: **Preference evaluation Results (in %).** Rows represent five test sets, and columns stand for four baseline methods. The results present the win, tie, and lose rates of TACOS versus baselines. **Top:** comparisons on the Alpaca-52k dataset with LLaMA2-7B. **Bottom:** comparisons on the Evol-Instruct-70k dataset with LLaMA2-7B. Results demonstrate that our approach consistently yields higher preference scores compared to existing methods.

B. Head-to-Head Comparisons

To substantiate the robustness and precision of our data selection strategy in diverse evaluation contexts, we use LLaMA2-7B as the base LLM and apply our method to Alpaca-52k and Evol-Instruct-70k to select 1k data samples, obtaining subsets termed AP-1k-TACOS and EI-1k-TACOS, respectively. Several baselines with the same base LLM are used for comparisons, including full datasets (Alpaca-52k and Evol-Instruct-70k), the 1k datasets selected by Zhao et al. [6] (namely AP-1k-Longest and EI-1k-Longest), the 1k

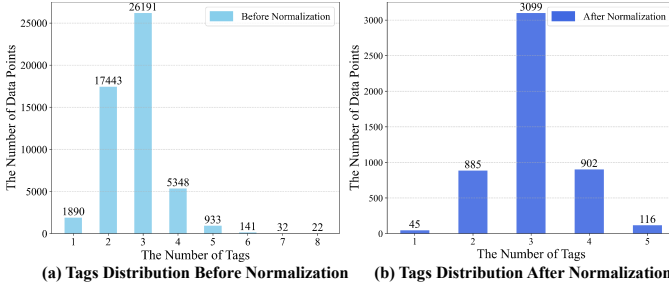


Fig. 5: **Distribution of Tags before and after Normalization.** The introduced normalization procedures compress the size of the original tag set from around 50k to less than 6k.

datasets with the highest scores according to GPT-3.5-Turbo as done by Chen et al. [3] (named AP-1k-AG and EI-1k-AG), and LIMA-1k which is manually curated by Zhou et al. [2]

Fig. 4 demonstrates that on the same dataset, the LLM fine-tuned by either AP-1k-TACOS or EI-1k-TACOS consistently outperforms the same LLM fine-tuned by baseline methods. Notably, our method achieves an average win rate of 54.4% across all the five testing sets compared to the current state-of-the-art method Longest [6], which only has a failure rate of 24% (see Fig. 6 with LLaMA2-7B). Moreover, EI-1k-TACOS significantly outperforms LIMA-1k and the full Evol-Instruct-70k data, and shows consistent advantages over EI-1k-AG. Additionally, our score analysis indicates that the data from Evol-Instruct-70k generally receives higher scores, suggesting that Evol-Instruct-70k contains more high-quality data compared to Alpaca-52k.

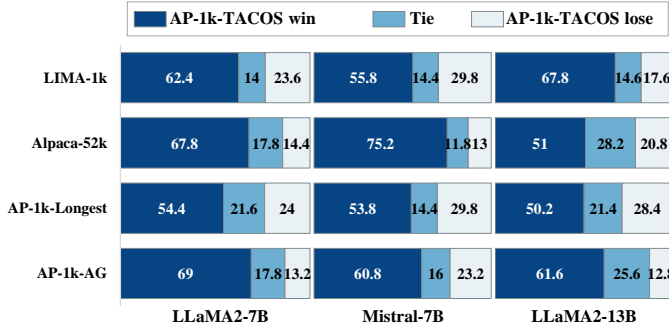


Fig. 6: **Cross-LLM performance (in %).** Rows represent four baseline models, and columns stand for three LLM architectures. The reported results present competition between TACOS and baselines averaged on five evaluation sets. Results illustrate that TACOS consistently outperforms baselines on different LLMs, demonstrating TACOS’s excellent instruction-following capability across LLM architectures.

C. AlpacaEval 2.0 Evaluation

We report the results on the AlpacaEval 2.0 benchmark of our models and baseline methods whose results are from the public leaderboard³. As shown in Table I, TACOS consistently surpasses or stays on-par with SOTA methods. For instance, on Llama-2-7B, *Refined-Alpaca-1k-TACOS* attains an 8.12% win rate and surpasses several baselines that use far more data. When combined with NEFTune [39] that further augments IFT data with uniform noise,

³https://tatsu-lab.github.io/alpaca_eval

our win rate rises to 9.64%, outpacing Tulu-2-DPO-7B (8.20%) [40] that utilizes 326k instruction-following samples and 64k preference pairs. Moreover, on the Mistral-7B-v0.1 architecture, TACOS reaches up to 13.77% win rate with NEFTune, outperforming comparable methods that are trained on 10k instructions. A similar trend is also observed on Llama-2-13B, where our win rate increases to 11.35% once NEFTune is enabled. Notably, expanding the generation limit from 2,048 to 4,096 tokens often leads to longer responses, yet does not necessarily produce higher win rates, hinting at a nuanced interplay between sequence length and model alignment. Overall, these findings underscore the effectiveness of our introspection-refinement approach, even at small data scales, and highlight the additional gains provided by NEFTune in boosting alignment performance.

Models	# IFT Data	# Pref. Data	Win Rate	Avg. Length
Notable baselines				
GPT-4-Turbo*	-	-	50.0	2049
Alpaca-7B*	52k	0	2.59	396
Vicuna-7B*	70k	0	4.16	1044
Base model: Llama-2-7B				
Llama-2-Chat-7B*	27k	3M	4.96	1479
+ Evol70k-NEFTune*	97k	3M	7.60	1612
Tulu-2-DPO-7B*	326k	64k	8.20	1663
AlpacaGus-1k	1k	0	2.69	745
LIMA-1k	1k	0	2.74	1360
Alpaca-52k	52k	0	2.74	586
Alpaca-1k-longest	1k	0	3.16	1810
+ max gen. 2048 → 4096	1k	0	3.11	2290
Alpaca-1k-TACOS [□]	1k	0	6.21	1563
+ max gen. 2048 → 4096	1k	0	5.78	2045
Evol-Instruct-70k	70k	0	3.44	850
Evol-Instruct-1k-longest	1k	0	4.09	1866
+ max gen. 2048 → 4096	1k	0	4.16	2486
Evol-Instruct-1k-TACOS [□]	1k	0	7.11	1363
+ max gen. 2048 → 4096	1k	0	6.48	1759
Evol-Instruct-AlpacaGus-1k	1k	0	4.32	1156
Refined-Evol-Instruct-1k-longest	1k	0	5.12	1289
Refined-Evol-Instruct-1k-TACOS [□]	1k	0	7.96	1467
Refined-Alpaca-1k-longest	1k	0	6.00	1732
Refined-Alpaca-1k-TACOS [□]	1k	0	8.12	1643
+ max gen. 2048 → 4096	1k	0	8.26	2147
+ NEFTune	1k	0	9.64	1904
+ NEFTune + 2048 → 4096	1k	0	9.19	2072
Base model: Mistral-7B-v0.1				
Alpaca-52k	52k	0	3.42	450
AlpacaGus-1k	1k	0	4.91	502
LIMA-1k	1k	0	6.76	1197
Alpaca-1k-longest	1k	0	7.13	937
Alpaca-1k-TACOS [□]	1k	0	10.55	1130
Refined-Alpaca-1k-longest	1k	0	11.74	1170
Refined-Alpaca-1k-TACOS [□]	1k	0	13.29	1348
+ max gen. 2048 → 4096	1k	0	13.45	1593
+ NEFTune	1k	0	13.77	1370
Base model: Llama-2-13B				
Alpaca-52k	52k	0	3.90	556
Alpaca-1k-longest	1k	0	4.80	1104
Alpaca-1k-TACOS [□]	1k	0	7.28	864
AlpacaGus-1k	1k	0	4.87	540
LIMA-1k	1k	0	5.64	1097
Refined-Alpaca-1k-longest	1k	0	8.44	1646
Refined-Alpaca-1k-TACOS [□]	1k	0	10.72	1298
+ max gen. 2048 → 4096	1k	0	10.65	1539
+ NEFTune	1k	0	11.35	1194

TABLE I: **Preference Evaluation Results on AlpacaEval 2.0.** The evaluation considers factors such as training data, win rates, and average output lengths. For our models, unless otherwise specified, we use a generation limit of 2048 tokens. * denotes results from the leaderboard. [□] indicates models developed by us, and bold numbers highlight the best performance within the same dataset.

D. Evaluation on Instruction-Following

To better demonstrate our TACOS’s superiority over others, we conduct experiments on MT-Bench [38] to evaluate its instruction-following capability. As shown in Tab. II, using LLaMA2-7B as the base model, unrefined AP-1k-TACOS significantly outperforms all the other unrefined baselines. Notably, unrefined AP-1k-

TACOS achieves on-par performance with Refined-AP-1k-Longest. Moreover, when incorporating the refinement method from [6], which leverages GPT-4 [32] for instruction refinement, our method attains a score of **5.77**, surpassing others by a considerable margin. When the base LLM is changed to LLaMA2-13B or Mistral-7B, our approach still shows consistent improvements over baseline methods, which further confirms our generalizability and effectiveness across different LLM architectures.

TABLE II: **Single-Score Evaluation on MT-Bench [38] across different base LLMs and IFT datasets.** Scores are generated by GPT-4 with a range of [1, 10]. The best performing methods are highlighted as bold, while the second best ones are marked with underlines.

Datasets	Models		
	LLaMA2-7B	LLaMA2-13B	Mistral-7B
Alpaca-52k [20]	3.74	5.40	5.35
LIMA-1k [2]	3.95	5.18	6.18
AP-1k-AG [3]	3.63	4.70	6.06
AP-1k-Longest [6]	3.96	5.32	5.80
AP-1k-TACOS (<i>Ours</i>)	4.17	5.47	6.00
Refined-AP-1k-Longest [6]	<u>4.18</u>	6.09	6.00
Refined-AP-1k-TACOS (<i>Ours</i>)	5.77	<u>6.02</u>	<u>6.08</u>

E. Evaluation with Automatic Metrics

To eliminate the potential biases introduced by the judge LLMs, we conduct additional experiments using automatic evaluation metrics including ROUGE [41] and BLEU [42] scores. As shown in Tab. III, TACOS consistently outperforms baseline models on both metrics, confirming our significance for IFT data selection.

TABLE III: **Performance Comparison on MT-Bench [38] with GPT-4 as Reference Standard.** The table presents ROUGE and BLEU scores calculated by comparing generated responses with GPT-4’s answers. The best-performing results are highlighted in bold.

Datasets	ROUGE-1	ROUGE-2	ROUGE-L	BLEU
AP-1k-TACOS (Ours)	0.284	0.104	0.243	0.088
Alpaca-52k [20]	0.229	0.086	0.187	0.026
AP-1k-AG [3]	0.186	0.076	0.166	0.050
AP-1k-Longest [6]	0.261	0.102	0.199	0.026

V. ABLATION STUDIES

To provide a better understanding of TACOS’s design choices, we conduct ablation experiments on the LLaMA2-7B model with the Alpaca-52k dataset. As shown in Tab. IV, four settings are designed to reveal the influence of Open Tagging (OT), Comparative Scoring (CS), instruction-based embedding, and different score ranges, respectively. Results and analysis are detailed below.

(1) **Open Tagging (OT).** We first assess the role of OT by constructing a variant without OT (TACOS w/o OT in Tab. IV). When compared with this variant, the full TACOS model achieves 1,310 wins, 170 ties, and 580 losses, resulting in a win rate of 1.354. This ablation study indicates that OT plays a pivotal role in IFT data selection, ultimately leading to better model performance.

(2) **Comparative Scoring (CS).** We then validate the importance of CS by replacing the pairwise comparative mechanism with an individual scoring strategy (TACOS w/o CS), which results in 1,345 wins and a win rate of 1.388. This further confirms that comparing

samples through pairwise scoring helps the judge model distinguish subtle quality differences and select high-quality data for IFT.

(3) **Instruction-based Embedding (IE).** We further explore the scenario in which data samples are embedded using only their original instructions (i.e., TACOS w/o Tagging [1, 100]). Although directly using raw labels yields some performance, it is noticeably lower than the fully equipped TACOS, which achieves a 1.375 win rate. These results suggest that decomposing instructions into tag features offers richer semantic granularity, boosting the selection effectiveness.

(4) **Original [1, 10] Score Range.** Finally, we revert the scoring range to [1, 10] while keeping all other modules intact. Under this configuration, TACOS achieves 1,586 wins, 275 ties, and 199 losses, yielding a win rate of 1.673. However, this setting underperforms compared with the broader range, indicating that a more fine-grained scoring scheme yields greater discrimination of sample quality and ultimately better guides the selection of fine-tuning data.

TABLE IV: **Ablation Studies with LLaMA2-7B and Alpaca-50k.** Results are averaged on five test sets, comparing TACOS with variant models. Win rate = (#Win − #Lose) / (Total) + 1.

Original TACOS vs. Variant Models	Score Range	#Win	#Tie	#Lose	Win Rate
TACOS w/o OT	[1, 100]	1,310	170	580	1.354
TACOS w/o CS	[1, 100]	1,345	169	546	1.388
TACOS w/ IE	[1, 100]	1,175	482	403	1.375
TACOS	[1, 10]	1586	275	199	1.673

VI. CONCLUSION

In this work, we presented TACOS, a novel approach that integrates Open Tagging and Comparative Scoring to improve data diversity and scoring reliability in IFT data selection, respectively. More specifically, the Open Tagging mechanism maintains data diversity through autonomous open-domain tags assigned by LLMs and reduces tag redundancy via normalization that leads to more efficient clustering. The Comparative Scoring paradigm first adopts fine-grained prompts for better alignment with human evaluation standards and then evaluate data samples in a pairwise comparative fashion, thereby keeping evaluation criteria consistent across data and improving score reliability. Extensive experiments on diverse datasets and LLM architectures have been conducted to validate our proposed method. Results demonstrate that TACOS significantly enhances the effectiveness of IFT data selection, offering a promising solution for optimizing LLM performance with IFT.

REFERENCES

- [1] Jason Wei, Maarten Bosma, Vincent Y. Zhao, Kelvin Guu, Adams Wei Yu, Brian Lester, Nan Du, Andrew M. Dai, and Quoc V. Le, “Finetuned language models are zero-shot learners,” in *ICLR*, 2022.
- [2] Chunting Zhou, Pengfei Liu, Puxin Xu, Srinivasan Iyer, Jiao Sun, Yuning Mao, Xuezhe Ma, Avia Efrat, Ping Yu, Lili Yu, Susan Zhang, Gargi Ghosh, Mike Lewis, Luke Zettlemoyer, and Omer Levy, “LIMA: less is more for alignment,” in *NeurIPS*, 2023.
- [3] Lichang Chen, Shiyang Li, Jun Yan, Hai Wang, Kalpa Gunaratna, Vikas Yadav, Zheng Tang, Vijay Srinivasan, Tianyi Zhou, Heng Huang, and Hongxia Jin, “Alpagasus: Training a better alpaca with fewer data,” in *ICLR*, 2024.
- [4] Yijie Chen, Yijin Liu, Fandong Meng, Yufeng Chen, Jinan Xu, and Jie Zhou, “Improving translation faithfulness of large language models via augmenting instructions,” *arXiv:2308.12674*, 2023.
- [5] Wei Liu, Weihao Zeng, Keqing He, Yong Jiang, and Junxian He, “What makes good data for alignment? a comprehensive study of automatic data selection in instruction tuning,” *arXiv:2312.15685*, 2023.

- [6] Hao Zhao, Maksym Andriushchenko, Francesco Croce, and Nicolas Flammarion, "Long is more for alignment: A simple but tough-to-beat baseline for instruction fine-tuning," *arXiv:2402.04833*, 2024.
- [7] Ming Li and Yong Zhang, Zhitao Li, Jiahai Chen, Lichang Chen, Ning Cheng, Jianzong Wang, Tianyi Zhou, and Jing Xiao, "From quantity to quality: Boosting LLM performance with self-guided data selection for instruction tuning," in *NAACL*, 2024.
- [8] Hila Gonen, Srini Iyer, Terra Blevins, Noah A Smith, and Luke Zettlemoyer, "Demystifying prompts in language models via perplexity estimation," *arXiv:2212.04037*, 2022.
- [9] Qianlong Du, Chengqing Zong, and Jiajun Zhang, "Mods: Model-oriented data selection for instruction tuning," *arXiv:2311.15653*, 2023.
- [10] Subhabrata Mukherjee, Arindam Mitra, Ganesh Jawahar, Sahaj Agarwal, Hamid Palangi, and Ahmed Awadallah, "Orca: Progressive learning from complex explanation traces of gpt-4," *arXiv:2306.02707*, 2023.
- [11] Yingxiu Zhao, Bowen Yu, Binyuan Hui, Haiyang Yu, Fei Huang, Yongbin Li, and Nevin L Zhang, "A preliminary study of the intrinsic relationship between complexity and alignment," *arXiv:2308.05696*, 2023.
- [12] Shayne Longpre, Le Hou, Tu Vu, Albert Webson, Hyung Won Chung, Yi Tay, Denny Zhou, Quoc V Le, Barret Zoph, Jason Wei, et al., "The flan collection: Designing data and methods for effective instruction tuning," in *ICML*, 2023.
- [13] Ashutosh Kumar, Satwik Bhattamishra, Manik Bhandari, and Partha Talukdar, "Submodular optimization-based diverse paraphrasing and its effectiveness in data augmentation," in *ACL*, 2019.
- [14] Zhaocong Li, Xuebo Liu, Derek F Wong, Lidia S Chao, and Min Zhang, "Consisttl: Modeling consistency in transfer learning for low-resource neural machine translation," *arXiv:2212.04262*, 2022.
- [15] Yihan Cao, Yanbin Kang, and Lichao Sun, "Instruction mining: High-quality instruction data selection for large language models," *arXiv:2307.06290*, 2023.
- [16] Kaixin Li, Qisheng Hu, James Zhao, Hui Chen, Yuxi Xie, Tiedong Liu, Michael Shieh, and Junxian He, "Instructcoder: Instruction tuning large language models for code editing," in *ACL Student Research Workshop*, 2024.
- [17] Jieh-Sheng Lee, "Instructpatentgpt: Training patent language models to follow instructions with human feedback," *CoRR*, 2024.
- [18] Long Ouyang, Jeffrey Wu, Xu Jiang, Diogo Almeida, Carroll Wainwright, Pamela Mishkin, Chong Zhang, Sandhini Agarwal, Katarina Slama, Alex Ray, et al., "Training language models to follow instructions with human feedback," *NeurIPS*, 2022.
- [19] Robert Kirk, Ishita Mediratta, Christoforos Nalmpantis, Jelena Luketina, Eric Hambro, Edward Grefenstette, and Roberta Raileanu, "Understanding the effects of rlhf on llm generalisation and diversity," *arXiv:2310.06452*, 2023.
- [20] Rohan Taori, Ishaan Gulrajani, Tianyi Zhang, Yann Dubois, Xuechen Li, Carlos Guestrin, Percy Liang, and Tatsunori B. Hashimoto, "Stanford alpaca: An instruction-following llama model," 2023.
- [21] Wei-Lin Chiang, Zhuohan Li, Zi Lin, Ying Sheng, Zhanghao Wu, Hao Zhang, Lianmin Zheng, Siyuan Zhuang, Yonghao Zhuang, Joseph E. Gonzalez, Ion Stoica, and Eric P. Xing, "Vicuna: An open-source chatbot impressing gpt-4 with 90%* chatgpt quality," 2023.
- [22] Team GLM, Aohan Zeng, Bin Xu, Bowen Wang, Chenhui Zhang, Da Yin, Dan Zhang, Diego Rojas, Guanyu Feng, Hanlin Zhao, et al., "Chatglm: A family of large language models from glm-130b to glm-4 all tools," *arXiv:2406.12793*, 2024.
- [23] Hugo Touvron, Louis Martin, Kevin Stone, Peter Albert, Amjad Almahairi, Yasmine Babaei, Nikolay Bashlykov, Soumya Batra, Prajjwal Bhargava, Shruti Bhosale, et al., "Llama 2: Open foundation and fine-tuned chat models," *arXiv:2307.09288*, 2023.
- [24] Yizhong Wang, Swaroop Mishra, Pegah Alipoormolabashi, Yeganeh Kordi, Amirreza Mirzaei, Anjana Arunkumar, Arjun Ashok, Arut Selvan Dhanasekaran, Atharva Naik, David Stap, et al., "Super-naturalinstructions: Generalization via declarative instructions on 1600+ nlp tasks," *arXiv:2204.07705*, 2022.
- [25] Po-Nien Kung, Fan Yin, Di Wu, Kai-Wei Chang, and Nanyun Peng, "Active instruction tuning: Improving cross-task generalization by training on prompt sensitive tasks," *arXiv:2311.00288*, 2023.
- [26] Keming Lu, Hongyi Yuan, Zheng Yuan, Runji Lin, Junyang Lin, Chuanqi Tan, Chang Zhou, and Jingren Zhou, "# instag: Instruction tagging for analyzing supervised fine-tuning of large language models," in *ICLR*, 2023.
- [27] Jiawei Han, Jian Pei, and Yiwen Yin, "Mining frequent patterns without candidate generation," *ACM Sigmod Record*, 2000.
- [28] Hao Chen, Yiming Zhang, Qi Zhang, Hantao Yang, Xiaomeng Hu, Xuetao Ma, Yifan Yanggong, and Junbo Zhao, "Maybe only 0.5% data is needed: A preliminary exploration of low training data instruction tuning," *arXiv:2305.09246*, 2023.
- [29] Shufan Wang, Laure Thompson, and Mohit Iyyer, "Phrase-bert: Improved phrase embeddings from bert with an application to corpus exploration," *arXiv:2109.06304*, 2021.
- [30] Debapriya Sengupta, Sayantan Singha Roy, Sarbani Ghosh, and Ranjan Dasgupta, "Modified k-means algorithm for big data clustering," in *2017 International Conference on Computational Science and Computational Intelligence (CSCI)*, 2017.
- [31] Shengguang Wu, Keming Lu, Benfeng Xu, Junyang Lin, Qi Su, and Chang Zhou, "Self-evolved diverse data sampling for efficient instruction tuning," *arXiv:2311.08182*, 2023.
- [32] Josh Achiam, Steven Adler, Sandhini Agarwal, Lama Ahmad, Ilge Akkaya, Florencia Leoni Aleman, Diogo Almeida, Janko Altschmidt, Sam Altman, Shyamal Anadkat, et al., "Gpt-4 technical report," *arXiv:2303.06774*, 2023.
- [33] Albert Q Jiang, Alexandre Sablayrolles, Arthur Mensch, Chris Bamford, Devendra Singh Chaplot, Diego de las Casas, Florian Bressand, Gianna Lengyel, Guillaume Lample, Lucile Saulnier, et al., "Mistral 7b," *arXiv:2310.06825*, 2023.
- [34] Can Xu, Qingfeng Sun, Kai Zheng, Xiubo Geng, Pu Zhao, Jiazhan Feng, Chongyang Tao, and Daxin Jiang, "Wizardlm: Empowering large language models to follow complex instructions," *arXiv:2304.12244*, 2023.
- [35] Yaowei Zheng, Richong Zhang, Junhao Zhang, Yanhan Ye, and Zheyang Luo, "Llamafactory: Unified efficient fine-tuning of 100+ language models," *arXiv:2403.13372*, 2024.
- [36] Xinyang Geng, Arnav Gudibande, Hao Liu, Eric Wallace, Pieter Abbeel, Sergey Levine, and Dawn Song, "Koala: A dialogue model for academic research," 2023.
- [37] Yizhong Wang, Yeganeh Kordi, Swaroop Mishra, Alisa Liu, Noah A Smith, Daniel Khashabi, and Hannaneh Hajishirzi, "Self-instruct: Aligning language models with self-generated instructions," *arXiv:2212.10560*, 2022.
- [38] Lianmin Zheng, Wei-Lin Chiang, Ying Sheng, Siyuan Zhuang, Zhanghao Wu, Yonghao Zhuang, Zi Lin, Zhuohan Li, Dacheng Li, Eric Xing, et al., "Judging llm-as-a-judge with mt-bench and chatbot arena," in *NeurIPS*, 2024.
- [39] Neel Jain, Ping-yeh Chiang, Yuxin Wen, John Kirchenbauer, Hong-Min Chu, Gowthami Somepalli, Brian R. Bartoldson, Bhavya Kaikhura, Avi Schwarzschild, Aniruddha Saha, Micah Goldblum, Jonas Geiping, and Tom Goldstein, "Neftune: Noisy embeddings improve instruction finetuning," in *ICLR*, 2024.
- [40] Hamish Ivison, Yizhong Wang, Valentina Pyatkin, Nathan Lambert, Matthew Peters, Pradeep Dasigi, Joel Jang, David Wadden, Noah A Smith, Iz Beltagy, et al., "Camels in a changing climate: Enhancing llm adaptation with tulu 2," *arXiv:2311.10702*, 2023.
- [41] Chin-Yew Lin, "ROUGE: A package for automatic evaluation of summaries," in *ACL*, 2004.
- [42] Kishore Papineni, Salim Roukos, Todd Ward, and Wei-Jing Zhu, "Bleu: a method for automatic evaluation of machine translation," in *ACL*, 2002.