

# EvoAgentX: An Automated Framework for Evolving Agentic Workflows

Yingxu Wang<sup>1</sup> Siwei Liu<sup>2</sup> Jinyuan Fang<sup>3</sup> Zaiqiao Meng<sup>3\*</sup>

<sup>1</sup>Mohamed bin Zayed University of Artificial Intelligence <sup>2</sup>University of Aberdeen

<sup>3</sup>University of Glasgow

yingxu.wang@gmail.com, siwei.liu@abdn.ac.uk

j.fang.2@research.gla.ac.uk, zaiqiao.meng@glasgow.ac.uk

## Abstract

Multi-agent systems (MAS) have emerged as a powerful paradigm for orchestrating large language models (LLMs) and specialized tools to collaboratively address complex tasks. However, existing MAS frameworks often require manual workflow configuration and lack native support for dynamic evolution and performance optimization. In addition, many MAS optimization algorithms are not integrated into a unified framework. In this paper, we present **EvoAgentX**, an open-source platform that automates the generation, execution, and evolutionary optimization of multi-agent workflows. EvoAgentX employs a modular architecture consisting of five core layers: the basic components, agent, workflow, evolving, and evaluation layers. Specifically, within the evolving layer, EvoAgentX integrates three MAS optimization algorithms, TextGrad, AFlow, and MIPRO, to iteratively refine agent prompts, tool configurations, and workflow topologies. We evaluate EvoAgentX on HotPotQA, MBPP, and MATH for multi-hop reasoning, code generation, and mathematical problem solving, respectively, and further assess it on real-world tasks using GAIA. Experimental results show that EvoAgentX consistently achieves significant performance improvements, including a 7.44% increase in HotPotQA F1, a 10.00% improvement in MBPP pass@1, a 10.00% gain in MATH solve accuracy, and an overall accuracy improvement of up to 20.00% on GAIA. The source code is available at: <https://github.com/EvoAgentX/EvoAgentX>.

## 1 Introduction

Multi-agent systems (MAS) are emerging as a powerful paradigm for orchestrating large language models (LLMs) and specialized tools to solve complex tasks collaboratively (Hong et al., 2023; Gao et al., 2024). By coordinating multiple agents with

distinct capabilities, such as retrieval, planning, reasoning, or code generation, MAS decompose intricate problems into controllable subtasks and assign them to agents capable of solving them (Yuan et al., 2024; Zhang et al., 2025a). This flexible and modular architecture makes MAS well-suited for addressing complex real-world problems. As a result, MAS have been widely deployed in applications such as multi-hop question answering (Hong et al., 2023), software engineering automation (Li et al., 2023), code generation (Liu et al., 2025), mathematical problem solving (Gao et al., 2024), and dialogue systems (Shi et al., 2024).

Despite these promising developments, constructing a multi-agent system typically requires manual efforts in defining the roles of agents, specifying task decomposition strategies, designing agent interactions, and configuring execution workflows (Tang et al., 2024; Xiao et al., 2024). Frameworks like CrewAI<sup>1</sup>, CAMEL AI (Li et al., 2023), and LangGraph<sup>2</sup> have provided general-purpose frameworks for building such multi-agent systems, but they primarily rely on hand-crafted configurations or rule-based orchestration. This reliance limits scalability and usability, especially when adapting workflows to new tasks or domains. As the complexity of multi-agent systems grows, there is an urgent need for automating workflow construction to reduce manual efforts and facilitate the rapid development of agent-based applications.

Another challenge lies in enabling MAS to evolve and optimize themselves dynamically rather than relying on static, predefined configurations (Zhang et al., 2025a). Real-world tasks, such as multi-hop question answering or software debugging, often involve changing inputs, intermediate outcomes, or increasing task complexities (Xu et al., 2024). These characteristics make it essen-

\* Corresponding author.

<sup>1</sup><https://www.crewai.com/>

<sup>2</sup><https://www.langchain.com/langgraph>

tial for multi-agent systems to support workflow evolution and optimization to continuously adapt strategies to meet task requirements and respond to varying conditions. By adjusting workflow topologies, modifying prompt templates, and choosing the most suitable tools, MAS can iteratively refine their workflows for improved problem-solving effectiveness (Zhou et al., 2024). However, most existing MAS frameworks lack mechanisms for dynamic workflow evolution or optimization. Although some multi-agent optimization methods like DSPy (Khatab et al., 2023) and TextGrad (Yuksekgonul et al., 2024) provide approaches for prompt refinement or agent orchestration, they remain fragmented and are not integrated into unified platforms, making it difficult for practitioners to apply and compare them consistently and effectively across diverse tasks.

In this paper, we propose **EvoAgentX**, an open-source platform designed for the automated generation and evolutionary optimization of multi-agent workflows. As illustrated in Figure 1, EvoAgentX employs a modular architecture consisting of five core layers: basic components, agent, workflow, evolving, and evaluation. The central feature of EvoAgentX is the evolving layer, which seamlessly integrates three state-of-the-art optimization algorithms, TextGrad (Yuksekgonul et al., 2024), AFlow (Zhang et al., 2024b), and MIPRO (Opsahl-Ong et al., 2024), to iteratively refine agent prompts, tool configurations, and workflow topologies. We evaluate EvoAgentX comprehensively across diverse benchmarks, including HotPotQA for multi-hop reasoning (Yang et al., 2018), MBPP for code generation (Austin et al., 2021a), MATH for mathematical problem-solving (Hendrycks et al., 2021), and the GAIA benchmark for real-world multi-agent tasks (Mialon et al., 2023). Experimental results demonstrate that EvoAgentX achieves substantial performance improvements through dynamic workflow evolution, including improvements of 7.44% in HotPotQA F1, 10.00% in MBPP pass@1, 10.00% in MATH solve accuracy, and up to 20.00% overall accuracy on GAIA.

The contributions of our paper are as follows:

- We present EvoAgentX, an open-source platform that enables easy customization and automatic generation of multi-agent workflows from high-level goal descriptions, reducing manual efforts in system design.

- EvoAgentX integrates three optimization algorithms, TextGrad, AFlow, and MIPRO, to enable evolutionary workflow optimization.
- EvoAgentX provides built-in benchmarks and standardized evaluation metrics, supporting dynamic workflow evolution that consistently improves performance on datasets such as HotPotQA, MBPP, and MATH, as well as on real-world benchmarks like GAIA.

## 2 Related Work

### 2.1 Multi-Agent Systems

Recent research on multi-agent systems (MAS) has explored how multiple language model agents can collaborate to solve complex tasks by distributing subtasks across specialized components (Wang et al., 2024; Kapoor et al., 2024). Frameworks such as CAMEL AI, CrewAI, and LangGraph provide general-purpose infrastructures that allow users to define agents with distinct roles, specify communication protocols, and design execution logic and interaction patterns. These systems have enabled significant progress in areas such as multi-hop reasoning, dialogue simulation, tool-augmented reasoning, and software engineering automation (Ma et al., 2024). However, most existing MAS frameworks rely on hand-crafted workflows or rule-based orchestration, requiring users to manually predefine agent hierarchies, interactions, and execution strategies for each task (Gao et al., 2024; Islam et al., 2024). This places a substantial burden on users and limits the scalability and adaptability of such systems, particularly when workflows need to be adjusted for new tasks or changing conditions. To address this limitation, EvoAgentX introduces automatic workflow generation from high-level task descriptions, eliminating the need for manual workflow design and significantly reducing human effort in building multi-agent systems.

### 2.2 Multi-Agent Optimization

Recent work on multi-agent optimization aims to enhance task performance by refining agent prompts, execution strategies, and communication structures (Agarwal et al., 2024; Zhou et al., 2025). Early studies focused on prompt optimization, with methods such as DSPy (Khatab et al., 2023) and TextGrad (Yuksekgonul et al., 2024) demonstrating that prompt-level refinement improves orchestration efficiency. In parallel, frameworks like DyLAN (Liu et al., 2023) and Cap-

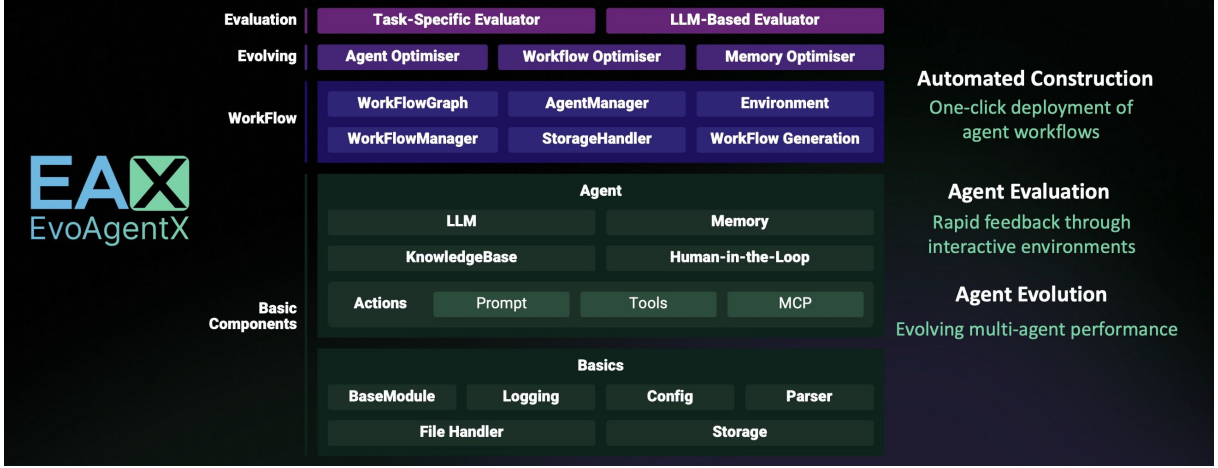


Figure 1: The framework of EvoAgentX. It illustrates the modular architecture including the basic components, agent, workflow, evolving, and evaluation layers.

tain Agent (Song et al., 2024) explored dynamic topology adjustments through reactive modifications to agent sets or communication links. A significant advancement was achieved when multi-agent topology was formalized as a search and optimization problem. Approaches such as AutoFlow (Li et al., 2024) and GPTSwarm (Zhuge et al., 2024) defined topological search spaces using natural language programs or computational graphs and applied reinforcement learning to optimize agent connections. Building on this, ScoreFlow (Wang et al., 2025) and G-Designer (Zhang et al., 2024a) introduced preference learning and deep generative models to produce task-adaptive communication structures. Recent work has further unified prompt and topology optimization, as in ADAS (Hu et al., 2024), FlowReasoner (Gao et al., 2025), and MaAS (Zhang et al., 2025b), which jointly optimize agent configurations, prompts, and execution graphs using meta-search, reinforcement learning, or probabilistic supernet. Despite these advances, most existing frameworks rely on fragmented toolchains or require manual setup, making them difficult to apply consistently across diverse tasks. EvoAgentX addresses this gap by providing an integrated platform that automates multi-agent workflow generation and unifies optimization techniques in a single end-to-end system.

### 3 System Design

EvoAgentX is an open-source framework designed to automate the generation, execution, evaluation, and evolutionary optimization of agentic workflows. It supports automatic multi-agent workflow generation from high-level task descriptions, seamless integration of evolutionary optimization algo-

rithms such as TextGrad (Yuksekgonul et al., 2024), AFlow (Zhang et al., 2024b), and MIPRO (Opsahl-Ong et al., 2024), and built-in benchmarks with standardized evaluation metrics for systematic performance assessment. To enable these capabilities, as shown in Figure 1, EvoAgentX adopts a modular architecture comprising five core layers: the basic components, agent, workflow, evolving, and evaluation layers.

#### 3.1 Basic Component Layer

The basic components layer forms the foundation of EvoAgentX, providing essential services that ensure the system’s stability, scalability, and extensibility. It simplifies infrastructure management, supporting high-level agent design and workflow construction. Core modules include configuration management, logging, file handling, and storage. The configuration manager validates system parameters from structured files (e.g., YAML or JSON), while the logging module tracks system events and performance metrics. File handling components manage workflow states and agent checkpoints, ensuring experiment reproducibility. The storage manager supports both persistent and temporary storage, including caching and checkpointing.

To further enhance the system’s flexibility and adaptability, EvoAgentX integrates with a variety of LLMs through frameworks such as OpenRouter<sup>3</sup> and LiteLLM<sup>4</sup> in the basic component layer, enabling seamless integration of LLMs from diverse sources.

<sup>3</sup><https://openrouter.ai/>

<sup>4</sup><https://www.litellm.ai/>

### 3.2 Agent Layer

The agent layer serves as the core functional unit of EvoAgentX, enabling the construction of modular, intelligent entities that integrate reasoning, memory, and action execution capabilities in a seamless and flexible manner. Each agent is designed as a composition of a LLM, action modules, and memory components, together supporting flexible, context-aware decision-making and tools.

At the center of the agent architecture, the LLM is responsible for high-level reasoning, response generation, and context interpretation. It is specified through direct instantiation or configuration files and serves as the foundation for all agent operations. Actions define the operational logic of agents. Each action encapsulates a specific task (e.g., summarization, retrieval, API invocation) and consists of a prompt template, input-output format specifications, and optional tool integrations. Formally, an agent  $a_i$  is represented as:

$$a_i = \langle \text{LLM}_i, \text{Mem}_i, \{\text{Act}_i^{(j)}\}_{j=1}^M \rangle, \quad (1)$$

where  $\text{Mem}_i$  denotes the memory module, and  $\text{Act}_i^{(j)}$  denotes the set of action components.

An example in A.1 illustrates how to create an agent within EvoAgentX.

### 3.3 Workflow Layer

The workflow layer is a core component of EvoAgentX, supporting the construction, orchestration, and execution of multi-agent workflows in a structured and flexible manner. It provides a formal representation for capturing task dependencies, execution flows, and communication between agents. Each workflow is modeled as a directed graph:

$$\mathcal{W} = (\mathcal{V}, \mathcal{E}), \quad (2)$$

where  $\mathcal{V}$  denotes the set of nodes (tasks) and  $\mathcal{E}$  represents directed edges encoding dependencies and data flow between tasks. Each node  $v \in \mathcal{V}$  corresponds to a `WorkflowNode`, defining a specific task, its inputs, outputs, associated agents, and execution status (PENDING, RUNNING, COMPLETED, or FAILED). Nodes can encapsulate either a set of agents, allowing dynamic selection of optimal actions during execution, or an `ActionGraph` specifying an explicit sequence of operations. Edges  $(v_i, v_j) \in \mathcal{E}$  capture task dependencies, execution order, and optional priority weights for scheduling.

The workflow layer supports both general-purpose workflows (`WorkflowGraph`) and streamlined linear workflows (`SequentialWorkflowGraph`). The former provides a flexible framework for explicitly defining complex task graphs, including custom nodes, edges, conditional branches, and parallel execution patterns. It allows users to specify detailed task dependencies and exercise fine-grained control over data flow and execution logic. In contrast, the latter is designed for simplicity, automatically inferring graph connections based on task input-output dependencies and generating nodes, agents, and edges without the need for manual graph specification. This dual design facilitates rapid prototyping while preserving the expressiveness needed to model complex structures.

An example in A.2 illustrates how to create a workflow within EvoAgentX.

### 3.4 Evolving Layer

The evolving layer of EvoAgentX consists of three core components: agent optimizer, workflow optimizer, and memory optimizer. These optimizers provide a unified mechanism for iteratively refining agent configurations, workflow topologies, and memory management strategies. This architecture enables the system to dynamically adapt to changing task requirements, optimize multi-agent coordination, and improve overall performance.

(1) The agent optimizer aims to refine agent prompt templates, tool configurations, and action strategies to enhance individual agent performance across diverse tasks. Formally, for an agent  $a_i$  parameterized by its prompt  $\text{Prompt}_i$  and configuration  $\theta_i$ , the optimizer seeks to compute

$$(\text{Prompt}_i^{(t+1)}, \theta_i^{(t+1)}) = \mathcal{O}_{\text{agent}}(\text{Prompt}_i^{(t)}, \theta_i^{(t)}, \mathcal{E}), \quad (3)$$

where  $\mathcal{O}_{\text{agent}}(\cdot)$  denotes the agent-level optimization operator that updates prompts and configurations based on evaluation feedback, and  $\mathcal{E}$  denotes evaluation feedback. The `TextGrad` (Yuksekgonul et al., 2024) and `MIPRO` (Opsahl-Ong et al., 2024) optimizers are employed for agent optimization, jointly applying gradient-based prompt tuning, in-context learning, and preference-guided refinement to iteratively align prompts, tool configurations, and agent outputs with task-specific objectives based on performance signals.

(2) The workflow optimizer focuses on improving task decomposition and execution flow by adjusting the structure of the workflow graph  $\mathcal{W} =$



Table 1: Statistics of different benchmarks. We denote Question Answering and Natural Questions as QA and NQ, respectively.

Task	Dataset Name	# Train	# Dev	# Test
QA	NQ	79,168	8,757	3,610
Multi-Hop QA	HotPotQA	90,447	7,405	/
Math	GSM8K	7,473	/	1,319
Math	MATH	7,500	/	5,000
Code Generation	HumanEval	/	/	164
Code Generation	MBPP	/	/	427
Code Generation	LiveCodeBench (v1~v5)	/	/	400~880
Code Execution	LiveCodeBench	/	/	479
Test Output Prediction	LiveCodeBench	/	/	442

$(\mathcal{V}, \mathcal{E})$ . Formally, its objective is to compute

$$\mathcal{W}^{(t+1)} = \mathcal{O}_{\text{workflow}}(\mathcal{W}^{(t)}, \mathcal{E}), \quad (4)$$

where  $\mathcal{O}_{\text{workflow}}(\cdot)$  denotes the workflow-level optimization operator that updates the graph structure based on evaluation feedback, and  $\mathcal{E}$  denotes evaluation feedback. The SEW (Liu et al., 2025) and AFlow (Zhang et al., 2024b) optimizers are employed for workflow optimization, iteratively restructuring workflow graphs by reordering nodes, modifying dependencies, and exploring alternative execution strategies guided by task performance signals and convergence criteria.

(3) The memory optimizer remains under active development. Its objective is to provide structured, persistent memory modules  $\mathcal{M}_i$  that enable selective retention, dynamic pruning, and priority-based retrieval (Zeng et al., 2024). Formally, it aims to compute

$$\mathcal{M}_i^{(t+1)} = \mathcal{O}_{\text{memory}}(\mathcal{M}_i^{(t)}, \mathcal{E}), \quad (5)$$

where  $\mathcal{O}_{\text{memory}}(\cdot)$  denotes the memory-level optimization operator that updates the agent’s memory module based on evaluation feedback, and  $\mathcal{E}$  denotes evaluation feedback.

An example in A.3 demonstrates how to use the optimizer within EvoAgentX.

### 3.5 Evaluation Layer

The evaluation layer of EvoAgentX provides a modular and extensible framework for systematically assessing workflow performance across tasks and benchmarks. It integrates two complementary components: (1) the task-specific evaluator and the LLM-based evaluator. The task-specific evaluator computes domain-relevant metrics by comparing workflow outputs against ground truth labels, supporting validation on datasets such as HotPotQA, MBPP, and MATH. More details about the benchmarks provided in EvoAgentX are shown in Table 1; (2) the LLM-based evaluator leverages the

Table 2: Performance comparison across different benchmarks. **Bold** indicates the best performance.

Method	HotPotQA (F1%)	MBPP (Pass@1 %)	MATH (Solve %)
Original	63.58	69.00	66.00
TextGrad	<b>71.02</b>	71.00	<b>76.00</b>
AFlow	65.09	<b>79.00</b>	71.00
MIPRO	69.16	68.00	72.30

reasoning and generation capabilities of large language models to deliver flexible and context-aware evaluations. It supports qualitative assessments, consistency checking, and dynamic criteria that are not easily captured by static metrics.

Formally, given a workflow  $\mathcal{W}$  and dataset  $\mathcal{D}$ , the evaluation process is defined as

$$\mathcal{P} = \mathcal{T}(\mathcal{W}, \mathcal{D}), \quad (6)$$

where  $\mathcal{T}(\cdot)$  maps workflow executions to aggregated performance metrics  $\mathcal{P}$ . The design supports both WorkflowGraph and ActionGraph structures, allowing evaluation at various abstraction levels.

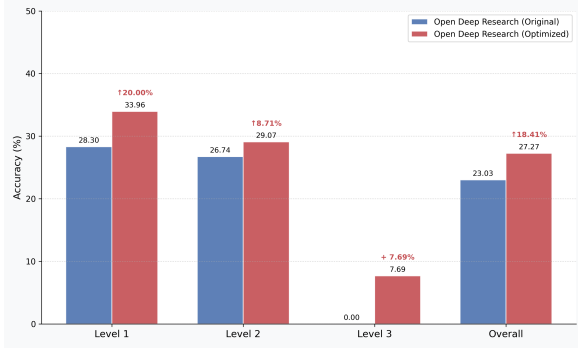
## 4 Experiments

We evaluate EvoAgentX across three tasks: (1) Evolution Algorithms, which optimize agent configurations and workflow topologies to improve performance; (2) Applications, where EvoAgentX is applied to enhance multi-agent systems on real-world benchmarks; and (3) Case Study, demonstrating EvoAgentX’s capability to optimize workflows and enhance agent performance through practical examples.

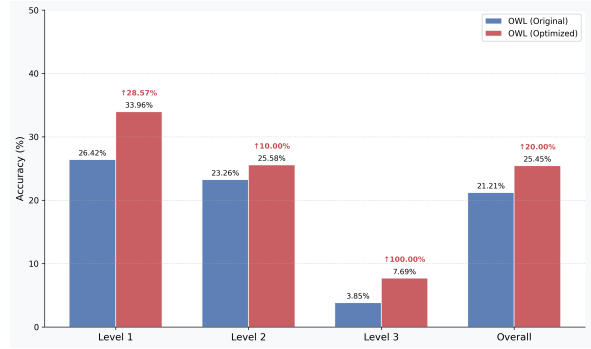
### 4.1 Evolution Algorithms

**Experimental Settings.** We evaluate EvoAgentX’s evolutionary optimization capabilities by applying three integrated algorithms, TextGrad, MIPRO, and AFlow, to iteratively refine agent prompts, tool configurations, and workflow topologies, using metrics such as F1 score for multi-hop reasoning, pass@1 accuracy for code generation, and solve rate for mathematical problem solving.

**Datasets.** We assess EvoAgentX on HotPotQA for multi-hop question answering requiring compositional reasoning (Yang et al., 2018), MBPP for Python code generation from natural language descriptions (Austin et al., 2021b), and MATH for solving high-school level mathematical problems (Hendrycks et al., 2021).



(a) Performance of Open Deep Research.



(b) Performance of OWL Agent.

Figure 2: Performance improvements of Open Deep Research and OWL Agent on the GAIA benchmark.

**Results Analysis.** As shown in Table 2, EvoAgentX’s optimization algorithms consistently enhance performance across all benchmarks. Specifically, TextGrad substantially improves multi-hop reasoning, increasing the HotPotQA F1 score from 63.58% to 71.02%. AFlow significantly boosts code generation accuracy, raising MBPP pass@1 from 69.00% to 79.00%. Similarly, TextGrad strengthens mathematical reasoning, improving the MATH solve rate from 66.00% to 76.00%. These results demonstrate the EvoAgentX can effectively refine multi-agent workflow topologies to align with task-specific objectives across domains.

## 4.2 Applications

**Experimental Settings.** We apply EvoAgentX to optimize existing multi-agent systems on a real-world benchmark. Specifically, We select two representative open-source frameworks from the GAIA leaderboard (Mialon et al., 2023), Open Deep Research<sup>5</sup> and OWL<sup>6</sup>, and refine their agent prompts and workflow configurations using EvoAgentX, evaluating performance based on accuracy, which measures the correctness of generated answers against the ground truth.

**Results Analysis.** As shown in Figure 2, EvoAgentX significantly improves the performance of both Open Deep Research and OWL across all evaluation levels on the GAIA benchmark. For Open Deep Research, the overall accuracy increases by 18.41%, with notable improvements of 20.00% at Level 1, 8.71% at Level 2, and 7.69% at Level 3. Similarly, OWL achieves an overall accuracy improvement of 20.00%, driven by gains of 28.57% at Level 1, 10.00% at Level 2, and a remarkable 100.00% at Level 3. These results demonstrate the effectiveness of EvoAgentX in enhancing

real-world multi-agent systems through automated prompt and topology optimization.

## 4.3 Case Study

We present a case study to illustrate the practical application of EvoAgentX in refining agent prompts and workflow configurations within existing multi-agent systems, including examples from AFlow, TextGrad, and MIPRO. More detailed analysis and results are presented in Appendix A.4.

## 5 Conclusion

We present **EvoAgentX**, an open-source platform that automates the generation, execution, and evolutionary optimization of multi-agent workflows. It addresses key limitations of existing frameworks by eliminating the need for manual workflow design and providing support for dynamic, task-specific optimization. By integrating multiple optimization algorithms, including TextGrad, AFlow, and MIPRO, EvoAgentX enables the iterative refinement of agent prompts, tool configurations, and workflow topologies with minimal manual intervention. Experiments on diverse benchmarks, such as HotPotQA, MBPP, MATH and GAIA, demonstrate that EvoAgentX consistently achieves substantial performance improvements in multi-hop reasoning, code generation, mathematical problem solving, and real-world multi-agent applications. In the future, we will extend **EvoAgentX** with plug-and-play prompt optimization, richer tool integration, and long-term memory with retrieval-augmented generation (RAG) support to further enhance agent adaptability and contextual awareness. We also plan to explore advanced evolution strategies, including MASS, EvoPrompt, and Darwin, to advance the state of dynamic multi-agent optimization.

<sup>5</sup>[https://github.com/langchain-ai/open\\_deep\\_research](https://github.com/langchain-ai/open_deep_research)

<sup>6</sup><https://github.com/camel-ai/owl>

## References

- Eshaan Agarwal, Vivek Dani, Tanuja Ganu, and Akshay Nambi. 2024. Promptwizard: Task-aware agent-driven prompt optimization framework. *arXiv preprint arXiv:2405.18369*.
- Jacob Austin, Augustus Odena, Maxwell Nye, Maarten Bosma, Henryk Michalewski, David Dohan, Ellen Jiang, Carrie Cai, Michael Terry, Quoc Le, and 1 others. 2021a. Program synthesis with large language models. *arXiv preprint arXiv:2108.07732*.
- Jacob Austin, Augustus Odena, Maxwell Nye, Maarten Bosma, Henryk Michalewski, David Dohan, Ellen Jiang, Carrie Cai, Michael Terry, Quoc Le, and 1 others. 2021b. Program synthesis with large language models. *arXiv preprint arXiv:2108.07732*.
- Dawei Gao, Zitao Li, Xuchen Pan, Weirui Kuang, Zhijian Ma, Bingchen Qian, Fei Wei, Wenhao Zhang, Yuexiang Xie, Daoyuan Chen, and 1 others. 2024. Agentscope: A flexible yet robust multi-agent platform. *arXiv preprint arXiv:2402.14034*.
- Hongcheng Gao, Yue Liu, Yufei He, Longxu Dou, Chao Du, Zhijie Deng, Bryan Hooi, Min Lin, and Tianyu Pang. 2025. Flowreasoner: Reinforcing query-level meta-agents. *arXiv preprint arXiv:2504.15257*.
- Dan Hendrycks, Collin Burns, Saurav Kadavath, Akul Arora, Steven Basart, Eric Tang, Dawn Song, and Jacob Steinhardt. 2021. Measuring mathematical problem solving with the math dataset. *arXiv preprint arXiv:2103.03874*.
- Sirui Hong, Xiawu Zheng, Jonathan Chen, Yuheng Cheng, Jinlin Wang, Ceyao Zhang, Zili Wang, Steven Ka Shing Yau, Zijuan Lin, Liyang Zhou, and 1 others. 2023. Metagpt: Meta programming for multi-agent collaborative framework. *arXiv preprint arXiv:2308.00352*.
- Shengran Hu, Cong Lu, and Jeff Clune. 2024. Automated design of agentic systems. *arXiv preprint arXiv:2408.08435*.
- Md Ashraful Islam, Mohammed Eunus Ali, and Md Rizwan Parvez. 2024. Mapcoder: Multi-agent code generation for competitive problem solving. In *Proceedings of the 62nd Annual Meeting of the Association for Computational Linguistics (Volume 1: Long Papers)*, pages 4912–4944.
- Raghav Kapoor, Yash Parag Butala, Melisa Russak, Jing Yu Koh, Kiran Kamble, Waseem AlShikh, and Ruslan Salakhutdinov. 2024. Omniact: A dataset and benchmark for enabling multimodal generalist autonomous agents for desktop and web. In *European Conference on Computer Vision*, pages 161–178. Springer.
- Omar Khattab, Arnav Singhvi, Paridhi Maheshwari, Zhiyuan Zhang, Keshav Santhanam, Sri Vardhamanan, Saiful Haq, Ashutosh Sharma, Thomas T Joshi, Hanna Moazam, and 1 others. 2023. Dspy: Compiling declarative language model calls into self-improving pipelines. *arXiv preprint arXiv:2310.03714*.
- Guohao Li, Hasan Hammoud, Hani Itani, Dmitrii Khizbullin, and Bernard Ghanem. 2023. Camel: Communicative agents for "mind" exploration of large language model society. *Advances in Neural Information Processing Systems*, 36:51991–52008.
- Zelong Li, Shuyuan Xu, Kai Mei, Wenyue Hua, Balaji Rama, Om Raheja, Hao Wang, He Zhu, and Yongfeng Zhang. 2024. Autoflow: Automated workflow generation for large language model agents. *arXiv preprint arXiv:2407.12821*.
- Siwei Liu, Jinyuan Fang, Han Zhou, Yingxu Wang, and Zaiqiao Meng. 2025. Sew: Self-evolving agentic workflows for automated code generation. *arXiv preprint arXiv:2505.18646*.
- Zijun Liu, Yanzhe Zhang, Peng Li, Yang Liu, and Diyi Yang. 2023. Dynamic llm-agent network: An llm-agent collaboration framework with agent team optimization. *arXiv preprint arXiv:2310.02170*.
- Chang Ma, Junlei Zhang, Zhihao Zhu, Cheng Yang, Yujiu Yang, Yaohui Jin, Zhenzhong Lan, Lingpeng Kong, and Junxian He. 2024. Agentboard: An analytical evaluation board of multi-turn llm agents. *arXiv preprint arXiv:2401.13178*.
- Grégoire Mialon, Clémentine Fourrier, Thomas Wolf, Yann LeCun, and Thomas Scialom. 2023. Gaia: a benchmark for general ai assistants. In *The Twelfth International Conference on Learning Representations*.
- Krista Opsahl-Ong, Michael J Ryan, Josh Purtell, David Broman, Christopher Potts, Matei Zaharia, and Omar Khattab. 2024. Optimizing instructions and demonstrations for multi-stage language model programs. *arXiv preprint arXiv:2406.11695*.
- Juanming Shi, Qinglang Guo, Yong Liao, and Shenglin Liang. 2024. Legalgpt: Legal chain of thought for the legal large language model multi-agent framework. In *International Conference on Intelligent Computing*, pages 25–37. Springer.
- Linxin Song, Jiale Liu, Jieyu Zhang, Shaokun Zhang, Ao Luo, Shijian Wang, Qingyun Wu, and Chi Wang. 2024. Adaptive in-conversation team building for language model agents. *arXiv preprint arXiv:2405.19425*.
- Xunzhu Tang, Kisub Kim, Yewei Song, Cedric Lothritz, Bei Li, Saad Ezzini, Haoye Tian, Jacques Klein, and Tegawendé F Bissyandé. 2024. Codeagent: Autonomous communicative agents for code review. *arXiv preprint arXiv:2402.02172*.
- Jize Wang, Ma Zerun, Yining Li, Songyang Zhang, Cailian Chen, Kai Chen, and Xinyi Le. 2024. Gta: a benchmark for general tool agents. In *The Thirty-eight Conference on Neural Information Processing Systems Datasets and Benchmarks Track*.

- Yinjie Wang, Ling Yang, Guohao Li, Mengdi Wang, and Bryon Aragam. 2025. Scoreflow: Mastering llm agent workflows via score-based preference optimization. *arXiv preprint arXiv:2502.04306*.
- Yihang Xiao, Jinyi Liu, Yan Zheng, Xiaohan Xie, Jianye Hao, Mingzhi Li, Ruitao Wang, Fei Ni, Yuxiao Li, Jintian Luo, and 1 others. 2024. Cellagent: An llm-driven multi-agent framework for automated single-cell data analysis. *arXiv preprint arXiv:2407.09811*.
- Yao Xu, Shizhu He, Jiabei Chen, Zihao Wang, Yangqiu Song, Hanghang Tong, Guang Liu, Kang Liu, and Jun Zhao. 2024. Generate-on-graph: Treat llm as both agent and kg in incomplete knowledge graph question answering. *arXiv preprint arXiv:2404.14741*.
- Zhilin Yang, Peng Qi, Saizheng Zhang, Yoshua Bengio, William W Cohen, Ruslan Salakhutdinov, and Christopher D Manning. 2018. Hotpotqa: A dataset for diverse, explainable multi-hop question answering. *arXiv preprint arXiv:1809.09600*.
- Siyu Yuan, Kaitao Song, Jiangjie Chen, Xu Tan, Dongsheng Li, and Deqing Yang. 2024. Evoagent: Towards automatic multi-agent generation via evolutionary algorithms. *arXiv preprint arXiv:2406.14228*.
- Mert Yuksekogonul, Federico Bianchi, Joseph Boen, Sheng Liu, Zhi Huang, Carlos Guestrin, and James Zou. 2024. Textgrad: Automatic "differentiation" via text. *arXiv preprint arXiv:2406.07496*.
- Ruihong Zeng, Jinyuan Fang, Siwei Liu, and Zaiqiao Meng. 2024. On the structural memory of llm agents. *arXiv preprint arXiv:2412.15266*.
- Guibin Zhang, Kaijie Chen, Guancheng Wan, Heng Chang, Hong Cheng, Kun Wang, Shuyue Hu, and Lei Bai. 2025a. Evoflow: Evolving diverse agentic workflows on the fly. *arXiv preprint arXiv:2502.07373*.
- Guibin Zhang, Luyang Niu, Junfeng Fang, Kun Wang, Lei Bai, and Xiang Wang. 2025b. Multi-agent architecture search via agentic supernet. *arXiv preprint arXiv:2502.04180*.
- Guibin Zhang, Yanwei Yue, Xiangguo Sun, Guancheng Wan, Miao Yu, Junfeng Fang, Kun Wang, Tianlong Chen, and Dawei Cheng. 2024a. G-designer: Architecting multi-agent communication topologies via graph neural networks. *arXiv preprint arXiv:2410.11782*.
- Jiayi Zhang, Jinyu Xiang, Zhaoyang Yu, Fengwei Teng, Xionghui Chen, Jiaqi Chen, Mingchen Zhuge, Xin Cheng, Sirui Hong, Jinlin Wang, and 1 others. 2024b. Aflow: Automating agentic workflow generation. *arXiv preprint arXiv:2410.10762*.
- Han Zhou, Xingchen Wan, Ruoxi Sun, Hamid Palangi, Shariq Iqbal, Ivan Vulić, Anna Korhonen, and Serkan Ö Arık. 2025. Multi-agent design: Optimizing agents with better prompts and topologies. *arXiv preprint arXiv:2502.02533*.
- Wangchunshu Zhou, Yixin Ou, Shengwei Ding, Long Li, Jialong Wu, Tiannan Wang, Jiamin Chen, Shuai Wang, Xiaohua Xu, Ningyu Zhang, and 1 others. 2024. Symbolic learning enables self-evolving agents. *arXiv preprint arXiv:2406.18532*.
- Mingchen Zhuge, Wenyi Wang, Louis Kirsch, Francesco Faccio, Dmitrii Khizbullin, and Jürgen Schmidhuber. 2024. Gptswarm: Language agents as optimizable graphs. In *Forty-first International Conference on Machine Learning*.



## A Appendix

### A.1 Creating a Simple Agent in EvoAgentX

In EvoAgentX, a simple agent can be created using the `CustomizeAgent` class, which enables the quick configuration of agents with a specific prompt. To create such an agent, the first step is to configure the large language model (LLM) that will be used by the agent. This is done by defining the LLM settings, such as the model type and API key, using the `OpenAILLMConfig` class. After configuring the LLM, the agent is instantiated by specifying its name, description, and prompt, which defines the task the agent will perform.

The following code demonstrates the process of creating and using a simple agent in EvoAgentX, where the agent is tasked with printing "hello world." The agent is then executed, and the result is retrieved as a message object, with the content of the response extracted and displayed.

```
1 from evoagentx.models import
   OpenAILLMConfig
2 from evoagentx.agents import
   CustomizeAgent
3
4 # Configure LLM
5 openai_config = OpenAILLMConfig(
6     model="gpt-4o-mini",
7     openai_key="YOUR_API_KEY",
8     stream=True
9 )
10
11 # Create a simple agent
12 first_agent = CustomizeAgent(
13     name="FirstAgent",
14     description="A simple agent that
15         prints 'hello world'",
16     prompt="Print 'hello world'",
17     llm_config=openai_config
18 )
19
20 # Execute the agent
21 message = first_agent()
22 print(f"Response from {first_agent.name}
23     : {message.content.content}")
```

This approach showcases how a basic agent can be constructed and executed with minimal configuration in EvoAgentX.

### A.2 Creating a Simple Workflow in EvoAgentX

In EvoAgentX, workflows enable multiple agents to collaborate sequentially on tasks. A basic sequential workflow involves defining tasks, each with a name, description, input-output specifications, and a prompt. To create such a workflow, the `SequentialWorkflowGraph` class is used to define and link tasks. An agent manager oversees

the agents responsible for executing each task. The workflow is executed by providing the necessary inputs, and the results are collected as outputs.

The following code illustrates the process of creating and using a simple workflow in EvoAgentX, where the workflow includes two tasks: "Planning," in which the agent creates a detailed implementation plan for a given problem, and "Coding," in which the agent implements the solution based on the plan. The workflow is then executed with a specified problem, and the results are retrieved as outputs, with the content of each task's result extracted and displayed sequentially.

```
1 import os
2 from dotenv import load_dotenv
3 from evoagentx.workflow import
   SequentialWorkflowGraph
4 from evoagentx.agents import
   AgentManager
5 from evoagentx.models import
   OpenAILLMConfig, OpenAILLM
6
7 # Load environment variables
8 load_dotenv()
9 OPENAI_API_KEY = os.getenv("
   OPENAI_API_KEY")
10
11 # Configure the LLM
12 llm_config = OpenAILLMConfig(model=
13     "gpt-4o-mini", openai_key=OPENAI_API_KEY
14     , stream=True)
15 llm = OpenAILLM(llm_config)
16
17 # Define tasks in the sequential
   workflow
18 tasks = [
19     {
20         "name": "Planning",
21         "description": "Create a
22             detailed plan for code
23             generation",
24         "inputs": [{"name": "problem", "
25             type": "str", "required":
26             True}],
27         "outputs": [{"name": "plan", "
28             type": "str", "required":
29             True}],
30         "prompt": "You are a software
31             architect. Create a detailed
32             implementation plan for the
33             given problem.\n\nProblem:
34             {problem}",
35         "parse_mode": "str"
36     },
37     {
38         "name": "Coding",
39         "description": "Implement the
40             code based on the plan",
41         "inputs": [{"name": "problem", "
42             type": "str", "required":
43             True}],
44         "outputs": [{"name": "code", "
45             type": "str", "required":
46             True}],
47         "prompt": "You are a developer. "
```

```

32         Implement_the_code_based_on_
33         the_provided_plan.\n\
34         nProblem:{problem}\
35         nImplementation_Plan:{plan}
36     },
37     "parse_mode": "str"
38 }
39
40 # Create the sequential workflow graph
41 graph = SequentialWorkflowGraph(goal=
42 "Generate_code_to_solve_programming_
43 problems", tasks=tasks)
44
45 # Initialize the agent manager and add
46 agents
47 agent_manager = AgentManager()
48 agent_manager.add_agents_from_workflow
49 (graph, llm_config=llm_config)
50
51 # Create the workflow instance
52 workflow = Workflow(graph=graph,
53 agent_manager=agent_manager, llm=llm
54 )
55
56 # Execute the workflow with inputs
57 output = workflow.execute(inputs={"
58 problem": "Write_a_function_to_find_
59 the_longest_palindromic_substring_in_
60 a_given_string."})
61
62 print("Workflow_completed!")
63 print("Workflow_output:\n", output)

```

This example demonstrates how a simple sequential workflow can be created and executed in EvoAgentX, where agents collaborate in a defined sequence to accomplish a task.

### A.3 A Simple Example about using Optimizer within EvoAgentX

In EvoAgentX, the AFlow optimizer optimizes multi-agent workflows for tasks like code generation. To use the optimizer, the first step is configuring the LLMs for both optimization and execution, one for optimizing the workflow (e.g., Claude 3.5 Sonnet) and one for task execution (e.g., GPT-4o-mini). The task configuration specifies operators (e.g., Custom, CustomCodeGenerate, ScEnsemble), and the workflow is created using the SequentialWorkflowGraph class. The optimizer is initialized with the paths to the workflow, LLM configurations, and optimization parameters.

The following code demonstrates the process of creating and using an AFlow (Zhang et al., 2024b) optimizer in EvoAgentX, where the optimizer refines a multi-agent workflow for code generation. The optimizer is configured with specific settings, including the selection of LLMs for both optimization and execution. The process begins by configuring the optimizer\_llm for optimizing the work-

flow and the executor\_llm for executing the tasks. The optimizer is run with a benchmark (e.g., the HumanEval benchmark), and the results are retrieved as outputs, with each optimization step and its corresponding result displayed sequentially.

```

1 import os
2 from dotenv import load_dotenv
3 from evoagentx.optimizers import
4 AFlowOptimizer
5 from evoagentx.models import
6 LiteLLMConfig, LiteLLM,
7 OpenAILLMConfig, OpenAILLM
8 from evoagentx.benchmark import
9 AFlowHumanEval
10
11 # Load environment variables
12 load_dotenv()
13 OPENAI_API_KEY = os.getenv("
14 OPENAI_API_KEY")
15 ANTHROPIC_API_KEY = os.getenv("
16 ANTHROPIC_API_KEY")
17
18 # Configure LLMs
19 claude_config = LiteLLMConfig(model=
20 "anthropic/
21 claude-3-5-sonnet-20240620",
22 anthropic_key=ANTHROPIC_API_KEY)
23 optimizer_llm = LiteLLM(config=
24 claude_config)
25
26 openai_config = OpenAILLMConfig(model="
27 gpt-4o-mini", openai_key=
28 OPENAI_API_KEY)
29 executor_llm = OpenAILLM(config=
30 openai_config)
31
32 # Initialize the benchmark
33 humaneval = AFlowHumanEval()
34
35 # Set up the optimizer
36 optimizer = AFlowOptimizer(
37 graph_path=
38 "examples/aflow/code_generation", #
39 Path to the initial workflow
40 graph
41 optimized_path=
42 "examples/
43 aflow/humaneval/optimized", # Path
44 to save optimized workflows
45 optimizer_llm=optimizer_llm, # LLM
46 for optimization
47 executor_llm=executor_llm, # LLM
48 for execution
49 validation_rounds=3, # Number of
50 validation rounds
51 eval_rounds=3, # Number of
52 evaluation rounds
53 max_rounds=20, # Maximum
54 optimization rounds
55 task_config=
56 EXPERIMENTAL_CONFIG["humaneval"] #
57 Task configuration
58 )
59
60 # Optimize and test the workflow
61 optimizer.optimize(humaneval)
62 optimizer.test(humaneval)

```

This illustrates how EvoAgentX dynamically optimizes workflows to improve performance through multiple evaluation rounds.

## A.4 Case study

### A.4.1 AFlow for Workflow Optimization

In this task, we aim to enhance the efficiency and effectiveness of multi-agent workflows for mathematical problem-solving by optimizing workflows using AFlow, as shown in the Example 1 and Example 2.

The initial workflow used a basic agent configuration to solve mathematical problems with a simple prompt. After optimization with AFlow within EvoAgentX, the workflow was significantly enhanced by incorporating detailed problem analysis, Python code generation, and solution refinement through an ensemble approach. The workflow now involves multiple agents for problem analysis, code generation, and solution refinement, improving both accuracy and clarity. This optimization results in a more comprehensive and precise problem-solving process.

```

1 class Workflow:
2
3     def __init__(
4         self,
5         name: str,
6         llm_config: LLMConfig,
7         benchmark: Benchmark
8     ):
9         self.name = name
10        self.llm = create_llm_instance(
11            llm_config)
12        self.benchmark = benchmark
13        self.custom = operator.Custom(
14            self.llm)
15
16        async def __call__(self, problem: str
17        ):
18            """
19            Implementation of the workflow
20            """
21
22            solution = await self.custom(
23                input=problem, instruction =
24                prompt_custom.
25                SOLVE_MATH_PROBLEM_PROMPT)
26
27            return solution['response']

```

Example 1: The workflow before optimization.

```

1 SOLVE_MATH_PROBLEM_PROMPT = r"""
2 Given the math problem, its analysis,
3 and a Python code solution, provide
4 a detailed step-by-step solution.
5 Ensure your explanation is clear and
6 thorough. If the code solution is
7 relevant, incorporate its logic into
8 your explanation.

```

```

3 Problem, Analysis, and Code Solution:
4 """
5
6
7 FORMAT_ANSWER_PROMPT = r"""
8
9 Given the problem and its solution,
10 extract the final numerical answer
11 and format it in a box using LaTeX
12 notation \boxed{}. Ensure the answer
13 is accurate and properly formatted.
14
15 Problem and Solution: """
16
17 class Workflow:
18
19     def __init__(
20         self,
21         name: str,
22         llm_config: LLMConfig,
23         benchmark: Benchmark
24     ):
25         self.name = name
26         self.llm = create_llm_instance(
27             llm_config)
28         self.benchmark = benchmark
29         self.custom = operator.Custom(
30             self.llm)
31         self.programmer = operator.
32             Programmer(self.llm)
33         self.sc_ensemble = operator.
34             ScEnsemble(self.llm)
35
36         async def __call__(self, problem: str
37         ):
38             """
39             Implementation of the workflow
40             """
41
42             analysis = await self.programmer(
43                 problem=problem, analysis="
44                 Analyze the math problem and
45                 provide a step-by-step
46                 approach to solve it.")
47
48             code_solution = await self.
49                 programmer(problem=problem,
50                 analysis=f"Generate Python
51                 code to solve this problem: {
52                 problem}")
53
54             solutions = []
55             for _ in range(3):
56                 solution = await self.custom(
57                     input=problem + f"\
58                     nAnalysis: {analysis['
59                     output']}\nCode_Solution:
60                     {code_solution['output
61                     ']}", instruction=
62                     prompt_custom.
63                     SOLVE_MATH_PROBLEM_PROMPT)
64                 solutions.
65                     append(solution['response'])
66
67             best_solution = await self.
68                 sc_ensemble(solutions=solutions,
69                 problem=problem)
70
71             final_answer = await self.custom(
72                 input=f"Problem: {problem}\

```

```

48         nSolution:_{best_solution['
           response']}", instruction=
           prompt_custom.
           FORMAT_ANSWER_PROMPT)
49
50     return final_answer['response']

```

Example 2: The workflow after AFlow optimization.

#### A.4.2 TextGrad for Prompt Optimization

In this task, we aim to improve the efficiency and effectiveness of multi-agent workflows for mathematical problem-solving by optimizing prompts using TextGrad, as demonstrated in Example 5 and Example 6.

The initial prompt employed a minimalistic instruction, directing the agent to solve mathematical problems by simply providing the final answer in a boxed format. Following optimization with TextGrad within EvoAgentX, the prompt was substantially refined to support a structured, step-by-step reasoning process. The enhanced prompt guides the agent to assess problem complexity, apply appropriate mathematical principles, and generate executable Python code. It further emphasizes logical coherence, justification of each solution step, and the use of explanatory transitions to enhance interpretability. These improvements lead to increased solution accuracy and significantly improve the clarity and transparency of the reasoning process.

```

1  """
2  Answer the math question. The answer
   should be in box format, e.g., \boxed{{123}}\n
3  """

```

Example 3: The prompt before optimization.

```

1  """
2  Begin by assessing the complexity of the
   math problem to determine the
   appropriate level of detail required
   . For complex problems, provide a
   brief introduction to set the
   context and explain the relevance of
   key mathematical concepts. For
   simpler problems, focus on
   delivering a direct and concise
   solution.
3
4
5  Identify and apply relevant mathematical
   properties or theorems that can
   simplify the problem-solving process
   , such as the arithmetic sequence
   property. Prioritize methods that
   offer a concise and efficient
   solution, minimizing unnecessary
   steps while maintaining clarity.
6

```

```

7
8  Solve the problem using the most direct
   and appropriate mathematical
   methodologies, ensuring each
   calculation step is accurate.
   Clearly explain the reasoning behind
   each step, enhancing understanding
   by providing brief explanations of
   why specific mathematical properties
   or methods are applicable.
9
10
11 Maintain a smooth and coherent logical
   flow throughout the solution, using
   transitional phrases to connect
   different parts of the problem-
   solving process. Where applicable,
   compare alternative methods to solve
   the problem, discussing the
   benefits of each approach to provide
   a comprehensive understanding.
12
13
14 Encourage the use of visual aids, such
   as diagrams or charts, to illustrate
   complex concepts and enhance
   comprehension when necessary.
   Explicitly state and verify any
   assumptions made during the problem-
   solving process, clarifying why
   certain methodologies are chosen.
15
16
17 Conclude with a verification step to
   confirm the solution's correctness,
   and present the final answer in a
   consistent format, such as \boxed{{
   answer}}. Ensure that the final
   expression is in its simplest form
   and that all calculations are
   accurate and justified.
18
19
20 Problem: <input>{problem}</input>
21
22
23 """

```

Example 4: The prompt after TextGrad optimization.

#### A.4.3 MIPRO for Prompt Optimization

In this task, we aim to improve the efficiency and effectiveness of multi-agent workflows for mathematical problem-solving by optimizing prompts using MIPRO, as demonstrated in Example 5 and Example 6.

The initial prompt was designed to provide a mathematical solution in a simple boxed format, without elaborating on the solution steps or offering detailed explanations. Following optimization with MIPRO within EvoAgentX, the prompt was significantly improved to guide the agent through a comprehensive, step-by-step solution process. The enhanced prompt now incorporates intermediate

steps, clear explanations of relevant mathematical concepts, and a thorough breakdown of the problem-solving approach. Each step is carefully articulated, ensuring a deeper understanding of the solution. This optimization not only improves the accuracy of the solution but also enhances the clarity and transparency of the reasoning process.

```
1 """
2 Answer the math question. The answer
  should be in box format, e.g., \boxed{123}\n
3 """
```

Example 5: The prompt before optimization.

```
1 """
2 Please solve the following math problem,
  providing a detailed and clear
  solution process for better
  understanding. Ensure that the final
  answer is presented in a boxed
  format, according to the LaTeX
  convention (e.g., \boxed{123}\n)
3
4
5 Make sure to include any necessary
  intermediate steps, calculations, or
  explanations that lead you to the
  final answer.
6
7
8 **Problem:** {problem}
9
10
11 Examples:
12 1. Problem: The function  $f(x)$ 
   satisfies  $f(x + y) = f(x) + f(y) + 2xy$  for all real numbers  $x$ 
   and  $y$ . If  $f(1) = 4$ , then find  $f(8)$ .
13 Output:
14 Setting  $x = y$ , we get
15  $[f(2x) = 2f(x) + 2x^2]$  Then
16 \begin{align*}
17 f(2) &= 2f(1) + 2 \cdot 1^2 = 10, \\
18 f(4) &= 2f(2) + 2 \cdot 2^2 = 28, \\
19 f(8) &= 2f(4) + 2 \cdot 4^2 = \boxed{88}. \\
20 \end{align*}
21
22 2. Problem: The product  $ab = 1200$ ,  $a$ 
   is an integer, and  $b$  is an odd
   integer. What is the largest
   possible value of  $b$ ?
23 Output:
24 Factoring out the highest power of 2
   from 1200, we find that  $1200 = 2^4 \cdot 75$ . Therefore, the largest
   possible value of  $b$  is  $\boxed{75}$ .
25
26
27 3. Problem: What is the product (in base
   10) of the first and last digits of
   the base-6 representation of  $682_{10}$ ?
```

```
28 Output:
29 We begin by converting  $682_{10}$  into
   base-6. We see that  $6^3 = 216$  is the
   largest power of 6 that is less
   than 682, and that  $3 \cdot 216 = 648$ 
   is the largest multiple of 216 that
   is less than 682. This leaves us
   with a remainder of  $682 - 648 = 34$ ,
   which we can express as  $5 \cdot 6^1 + 4 \cdot 6^0$ . So,  $682_{10} = 3 \cdot 6^3 + 0 \cdot 6^2 + 5 \cdot 6^1 + 4 \cdot 6^0 = 3054_6$ . The first
   and last digits are 3 and 4,
   respectively, making the product of
   the two equal to  $\boxed{12}$ .
30
31
32
33 4. Problem: Compute  $817_9 - 145_9 - 266_9$ . Express your answer in base 9.
34 Output:
35  $817_9 - 145_9 - 266_9 = 817_9 - (145_9 + 266_9) = 817_9 - 422_9 = \boxed{385_9}$ .
36
37 """
```

Example 6: The prompt after MIPRO optimization.