

HyperGaussians: High-Dimensional Gaussian Splatting for High-Fidelity Animatable Face Avatars

Gent Serifi Marcel C. Buehler

ETH Zurich, Switzerland

<https://gserifi.github.io/HyperGaussians>

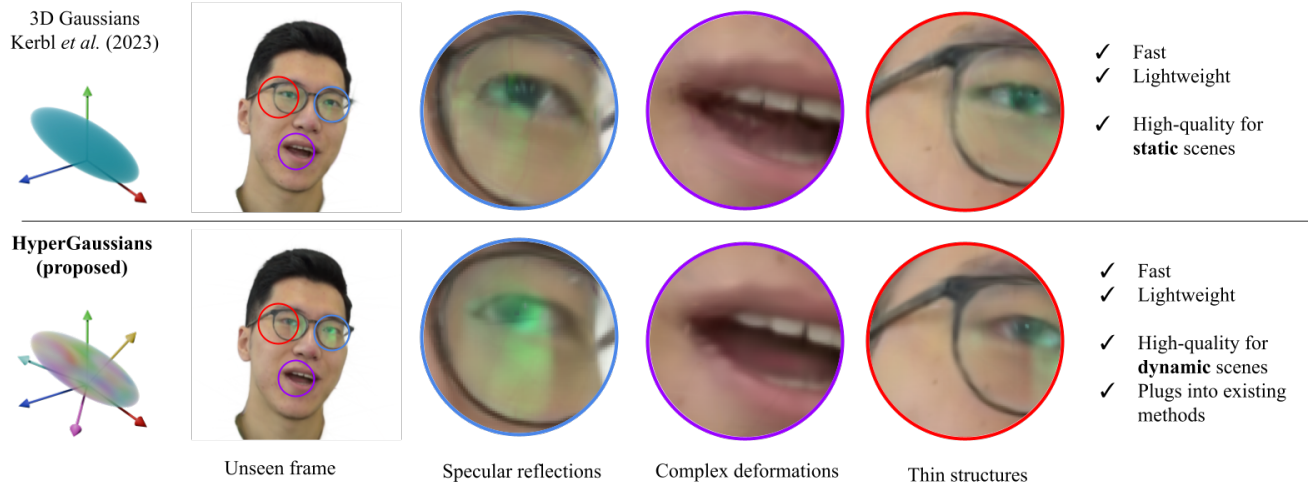


Figure 1. We propose a novel representation for monocular face avatars: *HyperGaussians*. HyperGaussians extend 3D Gaussians to higher dimensions, resulting in improved high-frequency details for specular reflections and thin structures. HyperGaussians can be plugged into existing models with minimal overhead. This figure shows the effect of plugging HyperGaussian (bottom) into the state-of-the-art for monocular face avatars, FlashAvatar [50] (top). Note the improvement in specular reflections, complex deformations, and thin structures.

Abstract

We introduce *HyperGaussians*, a novel extension of 3D Gaussian Splatting for high-quality animatable face avatars. Creating such detailed face avatars from videos is a challenging problem and has numerous applications in augmented and virtual reality. While tremendous successes have been achieved for static faces, animatable avatars from monocular videos still fall in the uncanny valley. The de facto standard, 3D Gaussian Splatting (3DGS), represents a face through a collection of 3D Gaussian primitives. 3DGS excels at rendering static faces, but the state-of-the-art still struggles with nonlinear deformations, complex lighting effects, and fine details. While most related works focus on predicting better Gaussian parameters from expression codes, we rethink the 3D Gaussian representation itself and how to make it more expressive. Our insights lead

to a novel extension of 3D Gaussians to high-dimensional multivariate Gaussians, dubbed ‘HyperGaussians’. The higher dimensionality increases expressivity through conditioning on a learnable local embedding. However, splatting HyperGaussians is computationally expensive because it requires inverting a high-dimensional covariance matrix. We solve this by reparameterizing the covariance matrix, dubbed the ‘inverse covariance trick’. This trick boosts the efficiency so that HyperGaussians can be seamlessly integrated into existing models. To demonstrate this, we plug in HyperGaussians into the state-of-the-art in fast monocular face avatars: FlashAvatar. Our evaluation on 19 subjects from 4 face datasets shows that HyperGaussians outperform 3DGS numerically and visually, particularly for high-frequency details like eyeglass frames, teeth, complex facial movements, and specular reflections.

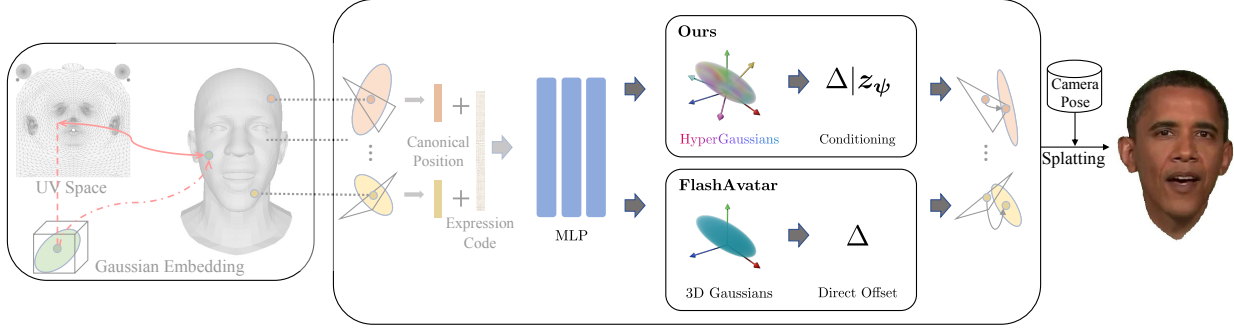


Figure 2. We propose an extension to 3D Gaussians, dubbed HyperGaussians, and plug them into an existing method for face avatars, FlashAvatar [50]. FlashAvatar modulates 3D Gaussian primitives with expression-dependent offsets Δ . We make a single modification to the pipeline: We plug in HyperGaussians (Sec. 3.2) between the MLP output and the rasterization, which modifies the offsets Δ in higher dimensions. Instead of directly predicting offsets Δ , we predict a latent z_ψ that conditions HyperGaussians. Without *any other modifications* or hyperparameter tuning, this simple change enhances details in the final avatar (Fig. 7) and leads to a performance boost (Tab. 2). *This figure has been adapted from FlashAvatar [50].*

1. Introduction

Modelling dynamic scenes like human faces is a long-standing problem in 3D Computer Vision and has a variety of applications in augmented and virtual reality, the movie and gaming industry, and virtual telepresence [19, 35]. Faces exhibit highly nonlinear deformations with topology changes, such as eye blinks and mouth opening. In addition, faces show complex lighting effects like specular reflections in the eyes and on glasses [22, 23, 42, 44]. It is important to solve these details and cross the uncanny valley, enhancing human-avatar interaction, and creating truly lifelike avatars [16, 34]. One crucial element towards this goal is the development of high-quality and efficient 3D representations.

Recently, 3D Gaussian Splatting [17] has become the de facto standard for modeling humans due to its quality and efficiency [8, 42, 45, 50, 62]. The state-of-the-art for human faces rigs Gaussians with a Morphable Face Models [2, 12, 26]. Each Gaussian is attached to a mesh triangle and follows its deformation, for example, using linear blend-skinning [21, 26, 28]. Such linear models are a good approximation, but they cannot represent nonlinear deformations and specular effects. To mitigate this, recent works leverage Neural Networks to predict offsets based on an input expression [8, 45, 50]. This improves results over static Gaussians, but it is not sufficient to model details. Fig. 7 shows how these methods struggle to represent thin structures like teeth, hair, and glass frames (rows 1 - 4) and specular reflections on eyes and glasses (rows 1 and 3), and nonlinear deformations like closing eyelids (rows 2 and 4). These high-frequency details are key for crossing the uncanny valley.

In this work, we extend 3D Gaussian Splatting [17] to arbitrary higher dimensions and call the novel representation *HyperGaussians* (Sec. 3.2). HyperGaussians are an ex-

pressive, lightweight, and fast high-dimensional representation for high-quality face avatars. At their core, they are multivariate Gaussians. The additional dimensions and the local embeddings improve complex local deformations and specular effects. However, due to the higher dimensionality, a naïve implementation of high-dimensional Gaussians requires extremely high computational resources for splatting (Fig. 5). To solve this, we propose a re-parameterization, called the *inverse covariance trick* (Sec. 3.2). With the inverse covariance trick, high-dimensional Gaussian primitives can be splatted efficiently in real-time.

To the best of our knowledge, we are the first to improve high-frequency details in facial avatars by enhancing the low-level parameterization of the Gaussian primitives. Most related works focus on improving a model architecture or training scheme [8, 20, 41, 45, 50] that estimates the dynamics of the Gaussian parameters using neural networks. Our contribution, HyperGaussians, is orthogonal to these efforts. HyperGaussian builds on top of the 3DGS framework and thus can be readily plugged into an existing pipeline and boost its performance out-of-the-box, *without any other changes* to the model, architecture, or hyperparameters. We demonstrate this by integrating our proposed HyperGaussians into the state-of-the-art in fast face avatar learning from monocular videos, FlashAvatar [50]. The only change we make is to replace the 3D Gaussians with HyperGaussians, the rest of the model remains *exactly* the same. We evaluate on videos of 19 subjects from 4 different datasets. The result is a boost in performance for self- and cross-reenactment, as demonstrated in Figs. 1, 3, 7 and 8 and Tab. 2. HyperGaussian can model thin structures like glass frames and teeth, specular reflections on eyes and glasses, and complex nonlinear deformations such as closing of the eyelid.

In summary, this paper contributes the following:

- A novel expressive representation for modeling high-frequency and dynamic effects, dubbed *HyperGaussians*.
- The *inverse covariance trick*, a technical contribution that dramatically increases the computational efficiency of high-dimensional Gaussian conditioning.
- A case study on 19 subjects from 4 datasets, where we plug in HyperGaussian into the state-of-the-art fast face avatar, FlashAvatar, demonstrating improved rendering quality without *any other changes* to the model.

2. Related Work

Dynamic 3D Scenes Traditional 3D representations, such as meshes and point clouds, are increasingly being replaced by more innovative methods. Neural Radiance Fields (NeRFs) [32], Neural Implicit Functions [31, 36], and 3D Gaussians [17] can represent 3D scenes with a high level of detail and enable photorealistic novel view synthesis. Neural Radiance Fields and Implicit Functions can be adapted to capture dynamic effects by conditioning on a time dimension [37, 38, 40] to enable the replay of videos from novel views and featuring moving objects or a change in facial expressions. NeRFies [37] optimizes a continuous deformation field that maps from a deformed to a canonical space but suffers from artifacts when topological changes arise, *e.g.*, a mouth opening. HyperNeRF [38] showed that these issues can be mitigated by modeling the deformation field in higher dimensions. The HyperNeRF deformation field *slices* the high-dimensional deformation field with learnable embeddings. Inspired by HyperNeRF, we propose an extension to 3D Gaussian Splatting by modeling Gaussians in a higher-dimensional space.

N-dimensional Gaussian Splatting A number of works have explored Gaussian primitives with non-3D dimensionalities [10, 14, 15, 29, 49, 55, 59]. 1D Cylindrical Gaussian Splatting is being used for hair modeling [29, 55, 59]. 2D Gaussian Splatting [15] uses oriented planar Gaussian disks to improve geometric consistency in Gaussian Splatting. 4D Gaussian Splatting [49] extends 3DGS for rendering dynamic scenes. They propose a custom CUDA kernel for splatting 4D Gaussians with a time dimension. This approach reconstructs detailed videos, but it does not support higher dimensions. NDGS [10] formulates a Gaussian Mixture Model for representing static scenes with high appearance variability, which is effective for highly reflective surfaces. Their representation exhibits some key differences from ours. Their representation has no degrees of freedom for the conditional orientation of the 3D Gaussians, *i.e.*, the Gaussians cannot rotate. Moreover, the rendered size of a Gaussian depends on the probability density function of the joint distribution. This causes Gaussians to disappear under large deformations and leads to semantic subparts of

Method	Representation	Local context	Dynamic context
GaussianAvatars [41]	3DGS	×	×
SurFHead [20]	2DGS	×	×
SplattingAvatar [45]	3DGS	✓	×
MonoGaussianAvatar [8]	3DGS	×	✓
FlashAvatar [50]	3DGS	×	✓
FlashAvatar w/ HyperGaussian (Ours)	HyperGaussian	✓	✓

Table 1. We show the differences to the most closely related works. GaussianAvatars [41] and SurFHead [20] deform 3D Gaussians based on an underlying FLAME mesh [26] without local embeddings or dynamic inputs like facial expressions. SplattingAvatar [45] optimizes local embeddings but the Gaussian properties are not dependent on expressions or pose. MonoGaussianAvatar [8] and FlashAvatar [50] predict expression-dependent offsets to the Gaussian properties, but their lack of local context leads to blurry or distorted results, see Fig. 7. Our proposed representation attaches high-dimensional Gaussians to the mesh and optimizes learnable local embeddings for modulating the Gaussian properties based on expressions.

the scene being modeled by multiple Gaussians, which are invisible most of the time. Our formulation removes these limitations and ensures that the Gaussians deform consistently.

Face Avatars A popular goal is reconstructing a face avatar with a high level of fidelity and rendering it under a novel pose and expression [3–6, 9, 24, 25, 30, 57]. 3D Gaussians have become the de facto standard for modeling such face avatars [24, 30, 43, 47, 48, 51, 53, 58]. Tab. 1 provides an overview of the most closely related works. The state-of-the-art [20, 41, 45, 50] attaches Gaussians to the mesh of a Morphable Model [2, 12, 26]. This enables driving the avatar with controlled expressions and head poses with linear blend skinning [21, 26]. SplattingAvatar [45] improves over vanilla blend skinning by optimizing embeddings on the mesh. However, SplattingAvatar does not consider that deformations also affect the appearance, for example, a head pose change will move the specular reflections on glasses (Fig. 7), leading to a blurry rendering. Recent works take a step towards improving such high-frequency effects by predicting expression-dependent Gaussian parameter offsets [8, 9, 50, 62], allowing the Gaussian parameters to change for different expressions. Predicting these expression-dependent offsets makes FlashAvatar [50] the current state-of-the-art for fast face avatar modeling.

3. Method

We propose a novel representation for modeling dynamic 3D scenes and apply it to face avatars. Our novel representation extends 3D Gaussians [17] to *higher dimensions* and extends each Gaussian primitive with an embedding that provides local context. This enables representing finer details such as a thin frame of glasses, tiny gaps between




Figure 3. We plug in our proposed HyperGaussian into FlashAvatar [50] and compare the convergence speed. The *only difference* between FlashAvatar and **Ours** is the substitution of 3D Gaussians (top) with HyperGaussians (bottom), as described in Sec. 3.3. HyperGaussians displays sharper results throughout the training.

teeth, specular reflections on the eyes, and glasses (Fig. 1). We dub our novel representation *HyperGaussians*.

We start with preliminaries in Sec. 3.1 and introduce the general framework of HyperGaussians in Sec. 3.2. While already performing well for a low-dimensional hyperspace (less than 5 hyper-space dimensions, Tab. 3), a naïve implementation does not scale because of higher computational and memory load (Fig. 5). As a solution, we propose the *inverse covariance trick*. We demonstrate the effectiveness of HyperGaussians to reconstruct detailed face avatars from monocular videos in Sec. 3.3. Specifically, we plug in HyperGaussians into an existing method, FlashAvatar [50]. A simple replacement of 3D Gaussians with HyperGaussians *without any hyperparameter-tuning* boosts FlashAvatar’s performance (Tab. 2).

3.1. Preliminary: 3D Gaussian Splatting

3D Gaussian Splatting [17] (3DGS) models a static scene with colored anisotropic 3D Gaussians. The Gaussians are parameterized by their mean $\mu \in \mathbb{R}^3$ and covariance matrix $\Sigma \in \mathbb{R}^{3 \times 3}$ and their appearance is represented by their opacity α and a color c , where common choices are RGB color or Spherical Harmonics for view-dependent effects. Given images, camera parameters, and a sparse estimated point cloud, 3DGS can reconstruct a scene by optimizing a set of Gaussians via differentiable rasterization.

To ensure that the covariance matrices remain positive semi-definite during optimization, 3DGS [17] first defines a parametric ellipsoid using a scaling matrix S and a rotation

matrix R , then constructs the covariance matrix as

$$\Sigma = RSS^T R^T. \quad (1)$$

These matrices are themselves parameterized by a scaling vector $s \in \mathbb{R}^3$ and a unit quaternion $q \in \mathbb{R}^4$, respectively. We denote the set of Gaussians as $\{(\mu_i, s_i, q_i, c_i, \alpha_i)\}_{i=1}^n$.

Novel views can be rendered by *splatting* the Gaussians, following these two steps: the Gaussians are first projected onto the camera plane and then alpha blended together with respect to their evaluated density $G(x) = \exp(-\frac{1}{2}(x - \mu)^\top \Sigma^{-1}(x - \mu))$ and learned opacity α . For each pixel, its color can then be computed using alpha blending:

$$C = \sum_i c'_i \alpha'_i \prod_{j=1}^{i-1} (1 - \alpha'_j). \quad (2)$$

3.2. HyperGaussians

This section introduces *HyperGaussians*, our proposed replacement for vanilla 3D Gaussians. HyperGaussians are an extension of 3D Gaussians to higher dimensions. As an example, a vanilla Gaussian in Kerbl *et al.* [17] has $m = 3$ dimensions for the mean μ representing its position. Intuitively, our HyperGaussian generalizes the vanilla Gaussian primitive to $(m + n)$ dimensions. We call m the *attribute dimensionality* and the additional dimensions n the *latent dimensionality*.

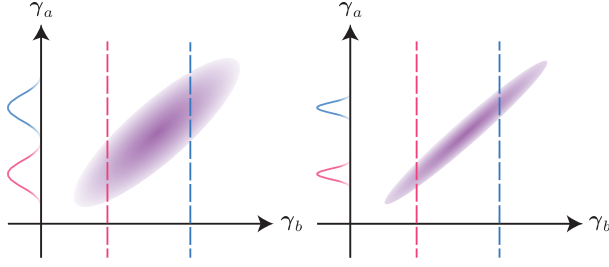


Figure 4. **Gaussian Conditioning** on two examples with large (left) and small (right) uncertainty at different realizations of γ_b . As a result, the conditional mean shifts, while the conditional covariance is the same for both slices.

Formulation This paragraph describes the HyperGaussian more formally. Consider a random vector $\gamma \sim \mathcal{N}(\mu, \Sigma)$ that is partitioned into vectors $\gamma = (\gamma_a, \gamma_b)^\top$, where $\gamma_a \in \mathbb{R}^m$ and $\gamma_b \in \mathbb{R}^n$.

The partitioning of γ leads to the following block matrix view of μ and Σ :

$$\mu = \begin{bmatrix} \mu_a \\ \mu_b \end{bmatrix}, \quad \Sigma = \begin{bmatrix} \Sigma_{aa} & \Sigma_{ab} \\ \Sigma_{ba} & \Sigma_{bb} \end{bmatrix}, \quad (3)$$

with $\Sigma_{ba} = \Sigma_{ab}^\top$. In practice, γ_a is instantiated with 3D Gaussian attributes (e.g., position) and γ_b with a latent code. Following NDGS [10], we parameterize the mean μ directly and decompose the covariance Σ into its Cholesky factor L , such that $\Sigma = LL^\top$, where L is a lower triangular matrix with positive diagonal entries. Training requires optimizing the parameters of the Cholesky factor L together with the mean μ . Please read on to the end of this section for a detailed explanation of which parameters require training.

Splatting HyperGaussians can be splatted with the differentiable rasterizer proposed by Kerbl *et al.* [17] after being reduced to the attribute dimensionality. This can be done by *conditioning* on the latent dimensions. Geometrically, conditioning corresponds to taking an m -dimensional slice through the multivariate Gaussian with $(m+n)$ total dimensions. Fig. 4 shows two examples for $m=n=1$. More formally, we are interested in the conditional distribution $p(\gamma_a|\gamma_b) = \mathcal{N}(\mu_{a|b}, \Sigma_{a|b})$. Since our HyperGaussian follows a multivariate Gaussian distribution, the conditional distribution can be computed in closed form [1]:

$$\begin{aligned} \mu_{a|b} &= \mu_a + \Sigma_{ab}\Sigma_{bb}^{-1}(\gamma_b - \mu_b) \\ \Sigma_{a|b} &= \Sigma_{aa} - \Sigma_{ab}\Sigma_{bb}^{-1}\Sigma_{ba}. \end{aligned} \quad (4)$$

The output of this computation is then used to recover a vanilla 3D Gaussian and can be splatted with the differentiable rasterizer introduced by Kerbl *et al.* [17].

Inverse Covariance Trick for Fast Conditioning A naïve implementation of the conditioning in Eq. (4) is very inefficient for large latent codes γ_b . The bottleneck lies in storing and inverting the conditional covariance matrix $\Sigma_{bb} \in \mathbb{R}^{n \times n}$. The latent dimensionality (n) is typically much larger than the dimensionality after conditioning m ($n \gg m$) and therefore expensive to invert.

To save the cost of this inversion, we apply the *inverse covariance trick*. The key idea is to reformulate the HyperGaussians in terms of their precision matrix $\Lambda = \Sigma^{-1}$ such that $\gamma \sim \mathcal{N}(\mu, \Lambda^{-1})$. Let’s consider the general block matrix view (as in Eq. (3))

$$\Sigma^{-1} = \Lambda = \begin{bmatrix} \Lambda_{aa} & \Lambda_{ab} \\ \Lambda_{ba} & \Lambda_{bb} \end{bmatrix} \quad (5)$$

with $\Lambda_{ba} = \Lambda_{ab}^\top$. The conditional mean and covariance matrix can now be expressed as

$$\begin{aligned} \mu_{a|b} &= \mu_a - \Lambda_{aa}^{-1}\Lambda_{ab}(\gamma_b - \mu_b) \\ \Sigma_{a|b} &= \Lambda_{aa}^{-1}. \end{aligned} \quad (6)$$

This new formulation only requires storing and inverting the much smaller block Λ_{aa} of the precision matrix. While this change seems minor in the derivation, it heavily improves both the speed and memory during runtime.

Optimizable Parameters Eq. (6) is also helpful for understanding which parameters are optimized during training. It is not necessary to optimize the full precision matrix Λ . The HyperGaussian parameters that require optimization are the means μ_a, μ_b and the factors L_{11} and L_{21} of Λ_{aa} and Λ_{ab} coming from the Cholesky decomposition of Λ . In short, the inverse covariance trick not only saves memory and computation but also reduces the number of optimizable parameters. Please see Sec. 4.3 for a benchmark comparison and Appendix A.1 for more details.

3.3. FlashAvatar with HyperGaussians

Our HyperGaussian representation can be integrated into existing 3DGS pipelines. To demonstrate this, we inject our conditional HyperGaussians into FlashAvatar [50]. FlashAvatar deploys a deformation MLP F_θ , which maps FLAME [26] expression parameters ψ to per-Gaussian offsets $\Delta\mu_\psi, \Delta r_\psi, \Delta s_\psi$ for position, rotation, and scale. These offsets are then applied to the mesh-attached Gaussians to help model fine details. The deformation MLP further relies on auxiliary input consisting of positional encodings [33] of canonical mesh positions μ_T .

Fig. 2 illustrates how we replace 3DGS with HyperGaussians. We modify the deformation MLP to output a per-Gaussian latent z_ψ instead of offsets. We then compute the conditional distributions $p(\Delta\mu|z_\psi)$, $p(\Delta r|z_\psi)$ and $p(\Delta s|z_\psi)$ for every Gaussian. Recall from Sec. 3.2

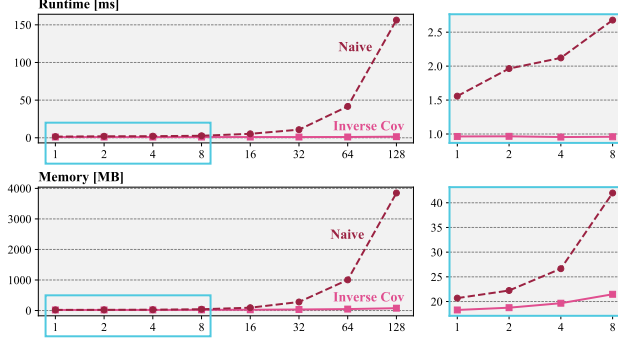


Figure 5. **Benchmark Results** on conditioning for 14'876 HyperGaussians with conditional attribute dimension $m = 3$ (e.g., position) and varying latent dimension n . We average the measurements across 1000 runs after initial warm-up. The point measurements were conducted on an NVIDIA GeForce RTX 2080 Ti 11GB. The benchmark code performs one forward and one backward pass through the HyperGaussian module, which outputs the conditional mean and the uncertainty.

that the conditional means and covariance matrices can be computed efficiently in closed form. The conditional means are then fed to the rest of the pipeline analogous to the offsets $\Delta\mu_\psi$, Δr_ψ , Δs_ψ from FlashAvatar. More specifically, the parameters in global space are obtained via

$$\begin{aligned}\mu_\psi &= \mu_M \oplus \mathbb{E}[\Delta\mu|z_\psi] \\ r_\psi &= r \oplus \mathbb{E}[\Delta r|z_\psi] \\ s_\psi &= s \oplus \mathbb{E}[\Delta s|z_\psi],\end{aligned}\quad (7)$$

where μ_ψ are the positions on the posed mesh and r , s are base rotation and scale. We find a latent dimensionality of $n = 8$ to perform best for face avatars, but already a single latent dimension ($n = 1$) improves over the baseline in Tab. 3.

Our method improves the final quality for thin structures like the glass frames, teeth, and specular reflection in Fig. 1 and Fig. 7. For further details about FlashAvatar, please refer to Xiang et al. [50].

4. Experiments

This section outlines the experimental setting in Sec. 4.1, compares with the state-of-the-art for face avatars in Sec. 4.2, and ablates the key components of HyperGaussian in an ablation study in Sec. 4.3.

4.1. Setting

Dataset We compare face avatars trained on subjects from 4 datasets. For quantitative results in Tab. 2 and qualitative comparisons in Figs. 7 and 8, we compare on 4 datasets from previous works [11, 13, 57, 60], consisting of a total of 19 subjects. All videos are sub-sampled to 25 FPS



Figure 6. **Uncertainty Quantification** (Sec. 4.2) on one of the training subjects. **Green** denotes low uncertainty, while **Red** denotes high uncertainty. Note that the semantic structure arises purely from the formulation without additional supervision.

and resized to a resolution of 512×512 . The length of the videos varies between 1 and 3 minutes, and we train on 2000 frames and use the last 500 frames for testing, following related works [50].

Preprocessing For preprocessing, we use the same pipeline as FlashAvatar, which consists of MICA [61] for FLAME tracking, RVM [27] for foreground matting, and an off-the-shelf face parser based on BiSeNet [54] for segmentation of the head and neck region, as well as the mouth.

Training Details Our case study on FlashAvatar [50] builds directly on top of their public PyTorch [39] codebase. We inherit all losses and hyperparameters as shown in Sec. 3.3 and set the learning rate for our HyperGaussian parameters to $\eta = 10^{-4}$. For each video, we train for 30'000 iterations, which results in roughly 10 epochs and takes between 15 and 20 minutes on a 24GB NVIDIA RTX 4090.

4.2. Comparisons

We compare with the state-of-the-art for Gaussian-based face avatars: MonoGaussianAvatar [8], SplattingAvatar [45], and FlashAvatar [50]. Tab. 2 shows the quantitative comparison against the state-of-the-art on the commonly used metrics PSNR, SSIM, and LPIPS [56] with a VGG [46] backbone.

Fig. 7 shows a qualitative comparison for self-reenactment. SplattingAvatar [45] is not designed to represent expression-dependent appearance effects. This leads to unrealistic renderings for reflective regions like eyes and glasses, and artifacts in regions with strong deformations like the mouth and the eyes. Note how it fails to close the eyelid in the second row. MonoGaussianAvatar [8] predicts expression-dependent offsets but struggles with specular reflections. FlashAvatar uses an MLP to predict expression-dependent Gaussian parameter offsets to optimized 3D Gaussians. Their output lacks detail for thin structures like the glass frames or gaps between teeth, and it




Figure 7. **Qualitative Comparison** with FlashAvatar [50], MonoGaussianAvatar [8], and SplattingAvatar [45]. **Ours** achieves high-quality details for thin structures (glass frames and teeth in the top row), specular reflections (eyes in the third row), and gracefully handles complex deformations (mouth in the second and fourth row).




Figure 8. **Cross-reenactment Comparison** with FlashAvatar [50], MonoGaussianAvatar [8], and SplattingAvatar [45]. **Ours** preserves fine details in the teeth and the overall shape of the subject. Please see the supplementary HTML page for more cross-reenactment results.

does not work well for specular reflections on the eyes and glasses. **Ours** handles such high-frequency details more gracefully. Keep in mind that the *only difference* between **Ours** and FlashAvatar is the Gaussian representation. Without any other changes to the architecture and no hyper-parameter tuning, HyperGaussian is capable of rendering more accurate specular reflections and thin structures in the mouth, eyes, and glass frames.

We qualitatively compare cross-reenactment in Fig. 8. Note the distorted mouth and blurry hair in SplattingAvatar. MonoGaussianAvatar renders a more realistic face but exhibits unrealistic deformations on the jaw. FlashAvatar can render the correct expression, but the teeth and hair appear

blurry. **Ours** produces higher-quality renders showing individual teeth and sharper hair. This can also be observed in a side-by-side comparison for training convergence in Fig. 3. Our HyperGaussian leads to a faster conversion than vanilla 3DGS.

Finally, it’s important to mention that MonoGaussianAvatar is substantially heavier than FlashAvatar and **Ours**. MonoGaussianAvatar requires over 12 hours of training time and uses over 100,000 Gaussians. FlashAvatar and **Ours** are much more lightweight with only 14, 876 Gaussians and less than 20 minutes training time. Despite the much longer training and the higher number of Gaussians for related works, our HyperGaussians outperforms them

Method	PSNR \uparrow	SSIM(10^{-1}) \uparrow	LPIPS(10^{-2}) \downarrow
SplattingAvatar [45]	28.58	9.396	9.021
MonoGaussianAvatar [8]	29.94	9.456	6.545
FlashAvatar [50]	29.43	9.466	5.107
Ours	29.99	9.510	4.978

Table 2. **Quantitative comparison with state-of-the-art** digital avatar reconstruction methods from monocular video across 19 subjects from 4 datasets [11, 13, 57, 60]. **Ours** corresponds to FlashAvatar with 8-dimensional HyperGaussians without *any other modifications*. Please see Sec. 3.3 for details.

both. We encourage the reader to check out the supplementary HTML page to see animated results.

Uncertainty from Covariances We observe an emerging property about HyperGaussians, which arises naturally throughout training. HyperGaussians are at their core multivariate Gaussian distributions. Their conditional covariance matrices indicate the variance of each Gaussian across the different expressions of the training subject and can be intuitively interpreted as uncertainty. We compute the uncertainties $\sigma := \log \det \Sigma_{a|b} = -2 \text{tr} \log L_{aa}$ for each conditional distribution $p(\Delta \mu | z_\psi)$, $p(\Delta r | z_\psi)$, and $p(\Delta s | z_\psi)$. Please refer to Eq. (14) in the Appendix A.1 for details. We visualize an example in Fig. 6. Red indicates high uncertainty, and green indicates low uncertainty. This agreement between the uncertainty estimates and what would intuitively be considered difficult regions is an inductive bias of our formulation and does not require explicit supervision.

4.3. Ablation Study

Inverse Covariance Trick As discussed in Sec. 3.2, a naive implementation of the conditioning in Eq. (4) is very inefficient for large latent codes γ_b because it requires inverting the large matrix Σ_{bb} . The bottleneck lies in storing the covariance matrix $\Sigma_{bb} \in \mathbb{R}^{n \times n}$. After applying the inverse covariance trick (Sec. 3.2), we only need to construct $\Sigma_{aa} \in \mathbb{R}^{n \times n}$ by inverting Λ_{aa}^{-1} , a small matrix. As an example, the matrix for the position attribute is only $\Lambda_{aa}^{-1} \in \mathbb{R}^{3 \times 3}$. Fig. 5 shows an empirical ablation for latent dimensionalities n between 1 and 128. In our case study on FlashAvatar [50] (Sec. 3.3), the inverse covariance trick improves speed by 150% for a small latent with $n = 8$ and by 15,000% for a large latent with $n = 128$. Not only does the inverse covariance matrix improve speed, but it also reduces memory usage. For a small latent with $n = 8$, the naïve implementation uses 42 MB, whereas the inverse covariance trick reduces this to 22 MB, a reduction of 48%. For the large latent with $n = 128$, the reduction is over 90%.

Latent Dimensionality We ablate the effect of different latent dimensionalities (n in Sec. 3.2) in Tab. 3. We find that HyperGaussian are robust towards different latent dimensions. A latent dimension of 8 performs very well, but we

Latent dim. (n)	PSNR \uparrow	SSIM(10^{-1}) \uparrow	LPIPS(10^{-2}) \downarrow
1	29.73	9.492	5.066
2	29.92	9.503	5.000
4	29.89	9.507	4.994
8	29.99	9.510	4.978
16	29.92	9.511	4.978
32	29.89	9.511	4.976
64	29.91	9.512	5.020
Baseline	29.43	9.466	5.107

Table 3. **Quantitative Ablations.** Green denotes the best and Yellow the second best. The bottom row indicates the FlashAvatar [50] baseline, which does not use any HyperGaussians. We train the same model with different latent dimensions, ranging from $n = 1$ to $n = 64$. Employing HyperGaussians with a single latent dimension ($n = 1$) already outperforms the baseline. The differences above 8 dimensions ($n = 8$) are minor, which indicates that 8 dimensions are sufficiently expressive.

already observe an improvement for a single latent dimension ($n = 1$) over the vanilla 3DGS variant. The bottom row corresponds to the FlashAvatar baseline [50], which doesn’t use any HyperGaussians.

5. Conclusion and Discussion

In this paper, we study how 3D Gaussian Splatting can be made more expressive for monocular face avatars. The result, HyperGaussians, is a novel extension to 3D Gaussians that offers improved expressivity and rendering quality, excelling in rendering high-frequency details like thin structures and specular reflections. Our evaluations on 19 subjects from 4 datasets outperform the state-of-the-art by simply *plugging* in our proposed HyperGaussians into an existing method, FlashAvatar, *without any other modifications*. As a limitation, HyperGaussians are high-dimensional representations and require more memory than vanilla 3DGS. Our proposed inverse covariance trick greatly reduces these requirements, but scaling HyperGaussian to thousands of dimensions is a topic for future work. In addition, HyperGaussians are not a stand-alone method, and hence, they inherit limitations of the underlying method. Future research directions could investigate the effect of HyperGaussians beyond human faces, *e.g.*, full-body avatars or more generic dynamic scenes. In conclusion, HyperGaussians show great promise in improving high-frequency details for monocular face avatars, bringing the field a step closer to photorealistic and fast monocular face avatars.

Acknowledgments We thank Jenny Schmalfluss, Seonwook Park, Lixin Xue, Zetong Zhang, Chengwei Zheng, Egor Zakharov for fruitful discussions and proofreading, and Yufeng Zheng for help with dataset preprocessing.

References

- [1] Christopher M Bishop and Nasser M Nasrabadi. *Pattern recognition and machine learning*. Springer, 2006. 5
- [2] Volker Blanz and Thomas Vetter. A morphable model for the synthesis of 3d faces. In *Proceedings of the 26th annual conference on Computer graphics and interactive techniques*, pages 187–194, 1999. 2, 3
- [3] Marcel C. Buehler, Abhimitra Meka, Gengyan Li, Thabo Beeler, and Otmar Hilliges. Varitex: Variational neural face textures. In *Proceedings of the IEEE/CVF International Conference on Computer Vision*, 2021. 3
- [4] Marcel C Buehler, Kripasindhu Sarkar, Tanmay Shah, Gengyan Li, Daoye Wang, Leonhard Helminger, Sergio Orts-Escolano, Dmitry Lagun, Otmar Hilliges, Thabo Beeler, et al. Preface: A data-driven volumetric prior for few-shot ultra high-resolution face synthesis. In *Proceedings of the IEEE/CVF International Conference on Computer Vision*, pages 3402–3413, 2023.
- [5] Marcel C Buehler, Gengyan Li, Erroll Wood, Leonhard Helminger, Xu Chen, Tanmay Shah, Daoye Wang, Stephan Garbin, Sergio Orts-Escolano, Otmar Hilliges, et al. Cafca: High-quality novel view synthesis of expressive faces from casual few-shot captures. In *SIGGRAPH Asia 2024 Conference Papers*, pages 1–12, 2024.
- [6] Chen Cao, Tomas Simon, Jin Kyu Kim, Gabe Schwartz, Michael Zollhoefer, Shun-Suke Saito, Stephen Lombardi, Shih-En Wei, Danielle Belko, Shou-I Yu, et al. Authentic volumetric avatars from a phone scan. *ACM Transactions on Graphics (TOG)*, 41(4):1–19, 2022. 3
- [7] Eric R Chan, Connor Z Lin, Matthew A Chan, Koki Nagano, Boxiao Pan, Shalini De Mello, Orazio Gallo, Leonidas J Guibas, Jonathan Tremblay, Sameh Khamis, et al. Efficient geometry-aware 3d generative adversarial networks. In *Proceedings of the IEEE/CVF Conference on Computer Vision and Pattern Recognition*, pages 16123–16133, 2022. 12
- [8] Yufan Chen, Lizhen Wang, Qijing Li, Hongjiang Xiao, Shengping Zhang, Hongxun Yao, and Yebin Liu. Monogaussianavatar: Monocular gaussian point-based head avatar. In *ACM SIGGRAPH*, pages 1–9, 2024. 2, 3, 6, 7, 8
- [9] Helisa Dhamo, Yinyu Nie, Arthur Moreau, Jifei Song, Richard Shaw, Yiren Zhou, and Eduardo Pérez-Pellitero. Headgas: Real-time animatable head avatars via 3d gaussian splatting. In *European Conference on Computer Vision*, pages 459–476. Springer, 2024. 3
- [10] Stavros Diolatzis, Tobias Zirr, Alexander Kuznetsov, Georgios Kopanas, and Anton Kaplanyan. N-dimensional gaussians for fitting of high dimensional functions. In *ACM SIGGRAPH*, pages 1–11, 2024. 3, 5, 12, 14
- [11] Xuan Gao, Chenglai Zhong, Jun Xiang, Yang Hong, Yudong Guo, and Juyong Zhang. Reconstructing personalized semantic facial nerf models from monocular video. *ACM Transactions on Graphics (Proceedings of SIGGRAPH Asia)*, 41(6), 2022. 6, 8
- [12] Thomas Gerig, Andreas Morel-Forster, Clemens Blumer, Bernhard Egger, Marcel Luthi, Sandro Schönborn, and Thomas Vetter. Morphable face models-an open framework. In *2018 13th IEEE International Conference on Automatic Face & Gesture Recognition (FG 2018)*, pages 75–82. IEEE, 2018. 2, 3
- [13] Philip-William Grassal, Malte Prinzler, Titus Leistner, Carsten Rother, Matthias Nießner, and Justus Thies. Neural head avatars from monocular rgb videos. In *Proceedings of the IEEE/CVF Conference on Computer Vision and Pattern Recognition*, pages 18653–18664, 2022. 6, 8
- [14] Antoine Guédon and Vincent Lepetit. Sugar: Surface-aligned gaussian splatting for efficient 3d mesh reconstruction and high-quality mesh rendering. *CVPR*, 2024. 3
- [15] Binbin Huang, Zehao Yu, Anpei Chen, Andreas Geiger, and Shenghua Gao. 2d gaussian splatting for geometrically accurate radiance fields. In *ACM SIGGRAPH 2024 conference papers*, pages 1–11, 2024. 3
- [16] Jari Kätsyri, Klaus Förger, Meeri Mäkräinen, and Tapio Takala. A review of empirical evidence on different uncanny valley hypotheses: support for perceptual mismatch as one road to the valley of eeriness. *Frontiers in psychology*, 6: 390, 2015. 2
- [17] Bernhard Kerbl, Georgios Kopanas, Thomas Leimkuehler, and George Drettakis. 3d gaussian splatting for real-time radiance field rendering. *ACM Trans. Graph.*, 42(4), 2023. 2, 3, 4, 5
- [18] Tobias Kirschstein, Shenhan Qian, Simon Giebenhain, Tim Walter, and Matthias Nießner. Nersemble: Multi-view radiance field reconstruction of human heads. *ACM Trans. Graph.*, 42(4), 2023. 13
- [19] Marc Erich Latoschik, Daniel Roth, Dominik Gall, Jascha Achenbach, Thomas Waltemate, and Mario Botsch. The effect of avatar realism in immersive social virtual realities. In *Proceedings of the 23rd ACM symposium on virtual reality software and technology*, pages 1–10, 2017. 2
- [20] Jaeseong Lee, Taewoong Kang, Marcel Buehler, Min-Jung Kim, Sungwon Hwang, Junha Hyung, Hyojin Jang, and Jaegul Choo. Surfhead: Affine rig blending for geometrically accurate 2d gaussian surfel head avatars. In *The Thirteenth International Conference on Learning Representations*, 2025. 2, 3
- [21] J. P. Lewis, Matt Corder, and Nickson Fong. Pose space deformation: a unified approach to shape interpolation and skeleton-driven deformation. In *Proceedings of the 27th Annual Conference on Computer Graphics and Interactive Techniques*, page 165–172, USA, 2000. ACM Press/Addison-Wesley Publishing Co. 2, 3
- [22] Gengyan Li, Abhimitra Meka, Franziska Mueller, Marcel C Buehler, Otmar Hilliges, and Thabo Beeler. Eyenerf: a hybrid representation for photorealistic synthesis, animation and relighting of human eyes. *ACM Transactions on Graphics (TOG)*, 41(4):1–16, 2022. 2
- [23] Gengyan Li, Kripasindhu Sarkar, Abhimitra Meka, Marcel Buehler, Franziska Mueller, Paulo Gotardo, Otmar Hilliges, and Thabo Beeler. Shellnerf: Learning a controllable high-resolution model of the eye and periorcular region. In *Computer Graphics Forum*, page e15041. Wiley Online Library, 2024. 2
- [24] Junxuan Li, Chen Cao, Gabriel Schwartz, Rawal Khiradkar, Christian Richardt, Tomas Simon, Yaser Sheikh, and Shun-

- suke Saito. Uravatar: Universal relightable gaussian codec avatars. In *ACM SIGGRAPH*, 2024. 3
- [25] Jiahe Li, Jiawei Zhang, Xiao Bai, Jin Zheng, Xin Ning, Jun Zhou, and Lin Gu. Talkinggaussian: Structure-persistent 3d talking head synthesis via gaussian splatting. In *European Conference on Computer Vision*, pages 127–145. Springer, 2024. 3
- [26] Tianye Li, Timo Bolkart, Michael J. Black, Hao Li, and Javier Romero. Learning a model of facial shape and expression from 4D scans. *ACM Transactions on Graphics (Proc. SIGGRAPH Asia)*, 36(6):194:1–194:17, 2017. 2, 3, 5
- [27] Shanchuan Lin, Linjie Yang, Imran Saleemi, and Soumyadip Sengupta. Robust high-resolution video matting with temporal guidance, 2021. 6
- [28] Matthew Loper, Naureen Mahmood, Javier Romero, Gerard Pons-Moll, and Michael J. Black. SMPL: A skinned multi-person linear model. *ACM Trans. Graphics (Proc. SIGGRAPH Asia)*, 34(6):248:1–248:16, 2015. 2
- [29] Haimin Luo, Min Ouyang, Zijun Zhao, Suyi Jiang, Longwen Zhang, Qixuan Zhang, Wei Yang, Lan Xu, and Jingyi Yu. Gaussianhair: Hair modeling and rendering with light-aware gaussians. *arXiv preprint arXiv:2402.10483*, 2024. 3
- [30] Shengjie Ma, Yanlin Weng, Tianjia Shao, and Kun Zhou. 3d gaussian blendshapes for head avatar animation. In *ACM SIGGRAPH Conference Proceedings, Denver, CO, United States, July 28 - August 1, 2024*, 2024. 3
- [31] Lars Mescheder, Michael Oechsle, Michael Niemeyer, Sebastian Nowozin, and Andreas Geiger. Occupancy networks: Learning 3d reconstruction in function space. In *Proceedings of the IEEE/CVF conference on computer vision and pattern recognition*, pages 4460–4470, 2019. 3
- [32] Ben Mildenhall, Pratul P Srinivasan, Matthew Tancik, Jonathan T Barron, Ravi Ramamoorthi, and Ren Ng. Nerf: Representing scenes as neural radiance fields for view synthesis. In *European Conference on Computer Vision*, pages 405–421. Springer, 2020. 3
- [33] Ben Mildenhall, Pratul P Srinivasan, Matthew Tancik, Jonathan T Barron, Ravi Ramamoorthi, and Ren Ng. Nerf: Representing scenes as neural radiance fields for view synthesis. *Communications of the ACM*, 65(1):99–106, 2021. 5
- [34] Masahiro Mori. Bukimi no tani [the uncanny valley]. *Energy*, 7:33, 1970. 2
- [35] Sergio Orts-Escolano, Christoph Rhemann, Sean Fanello, Wayne Chang, Adarsh Kowdle, Yuri Degtyarev, David Kim, Philip L Davidson, Sameh Khamis, Mingsong Dou, et al. Holoportation: Virtual 3d teleportation in real-time. In *Proceedings of the 29th annual symposium on user interface software and technology*, pages 741–754, 2016. 2
- [36] Jeong Joon Park, Peter Florence, Julian Straub, Richard Newcombe, and Steven Lovegrove. Deepsdf: Learning continuous signed distance functions for shape representation. In *Proceedings of the IEEE/CVF conference on computer vision and pattern recognition*, pages 165–174, 2019. 3
- [37] Keunhong Park, Utkarsh Sinha, Jonathan T. Barron, Sofien Bouaziz, Dan B Goldman, Steven M. Seitz, and Ricardo Martin-Brualla. Nerfies: Deformable neural radiance fields. *ICCV*, 2021. 3
- [38] Keunhong Park, Utkarsh Sinha, Peter Hedman, Jonathan T. Barron, Sofien Bouaziz, Dan B Goldman, Ricardo Martin-Brualla, and Steven M. Seitz. Hypernerf: A higher-dimensional representation for topologically varying neural radiance fields. *ACM Trans. Graph.*, 40(6), 2021. 3
- [39] Adam Paszke, Sam Gross, Francisco Massa, Adam Lerer, James Bradbury, Gregory Chanan, Trevor Killeen, Zeming Lin, Natalia Gimelshein, Luca Antiga, et al. Pytorch: An imperative style, high-performance deep learning library. *Advances in neural information processing systems*, 32, 2019. 6
- [40] Albert Pumarola, Enric Corona, Gerard Pons-Moll, and Francesc Moreno-Noguer. D-nerf: Neural radiance fields for dynamic scenes. In *Proceedings of the IEEE/CVF conference on computer vision and pattern recognition*, pages 10318–10327, 2021. 3
- [41] Shenhan Qian, Tobias Kirschstein, Liam Schoneveld, Davide Davoli, Simon Giebenhain, and Matthias Nießner. Gaussianavatars: Photorealistic head avatars with rigged 3d gaussians. In *Conference on Computer Vision and Pattern Recognition*, pages 20299–20309, 2024. 2, 3
- [42] Shunsuke Saito, Gabriel Schwartz, Tomas Simon, Junxuan Li, and Giljoo Nam. Relightable gaussian codec avatars. In *Proceedings of the IEEE/CVF conference on computer vision and pattern recognition*, pages 130–141, 2024. 2
- [43] Shunsuke Saito, Gabriel Schwartz, Tomas Simon, Junxuan Li, and Giljoo Nam. Relightable gaussian codec avatars. In *CVPR*, 2024. 3
- [44] Kripasindhu Sarkar, Marcel C Böhler, Gengyan Li, Daoye Wang, Delio Vicini, Jérémy Riviere, Yinda Zhang, Sergio Orts-Escolano, Paulo Gotardo, Thabo Beeler, et al. Litnerf: Intrinsic radiance decomposition for high-quality view synthesis and relighting of faces. In *SIGGRAPH Asia 2023 Conference Papers*, pages 1–11, 2023. 2
- [45] Zhijiang Shao, Zhaolong Wang, Zhuang Li, Duotun Wang, Xiangru Lin, Yu Zhang, Mingming Fan, and Zeyu Wang. SplattingAvatar: Realistic Real-Time Human Avatars with Mesh-Embedded Gaussian Splatting. In *Proceedings of the IEEE/CVF Conference on Computer Vision and Pattern Recognition (CVPR)*, 2024. 2, 3, 6, 7, 8
- [46] Karen Simonyan and Andrew Zisserman. Very deep convolutional networks for large-scale image recognition. *arXiv preprint arXiv:1409.1556*, 2014. 6
- [47] Luchuan Song, Pinxin Liu, Lele Chen, Guojun Yin, and Chenliang Xu. Tri 2-plane: Thinking head avatar via feature pyramid. In *European Conference on Computer Vision*, pages 1–20. Springer, 2024. 3
- [48] Kartik Teotia, Hyeonwoo Kim, Pablo Garrido, Marc Habermann, Mohamed Elgharib, and Christian Theobalt. Gaussianheads: End-to-end learning of drivable gaussian head avatars from coarse-to-fine representations. *ACM Transactions on Graphics (TOG)*, 43(6):1–12, 2024. 3
- [49] Guanjun Wu, Taoran Yi, Jiemin Fang, Lingxi Xie, Xiaopeng Zhang, Wei Wei, Wenyu Liu, Qi Tian, and Xinggang Wang. 4d gaussian splatting for real-time dynamic scene rendering. In *Proceedings of the IEEE/CVF conference on computer vision and pattern recognition*, pages 20310–20320, 2024. 3

- [50] Jun Xiang, Xuan Gao, Yudong Guo, and Juyong Zhang. Flashavatar: High-fidelity head avatar with efficient gaussian embedding. In *The IEEE Conference on Computer Vision and Pattern Recognition (CVPR)*, 2024. [1](#), [2](#), [3](#), [4](#), [5](#), [6](#), [7](#), [8](#), [13](#), [15](#)
- [51] Yuelang Xu, Benwang Chen, Zhe Li, Hongwen Zhang, Lizhen Wang, Zerong Zheng, and Yebin Liu. Gaussian head avatar: Ultra high-fidelity head avatar via dynamic gaussians. In *Proceedings of the IEEE/CVF Conference on Computer Vision and Pattern Recognition (CVPR)*, 2024. [3](#)
- [52] Yuelang Xu, Benwang Chen, Zhe Li, Hongwen Zhang, Lizhen Wang, Zerong Zheng, and Yebin Liu. Gaussian head avatar: Ultra high-fidelity head avatar via dynamic gaussians. In *Proceedings of the IEEE/CVF conference on computer vision and pattern recognition*, pages 1931–1941, 2024. [13](#)
- [53] Yuelang Xu, Lizhen Wang, Zerong Zheng, Zhaoqi Su, and Yebin Liu. 3d gaussian parametric head model. In *Proceedings of the European Conference on Computer Vision (ECCV)*, 2024. [3](#)
- [54] Changqian Yu, Jingbo Wang, Chao Peng, Changxin Gao, Gang Yu, and Nong Sang. Bisenet: Bilateral segmentation network for real-time semantic segmentation. In *European Conference on Computer Vision*, pages 334–349. Springer, 2018. [6](#)
- [55] Egor Zakharov, Vanessa Sklyarova, Michael Black, Giljoo Nam, Justus Thies, and Otmar Hilliges. Human hair reconstruction with strand-aligned 3d gaussians. In *ECCV*, pages 409–425. Springer, 2024. [3](#)
- [56] Richard Zhang, Phillip Isola, Alexei A Efros, Eli Shechtman, and Oliver Wang. The unreasonable effectiveness of deep features as a perceptual metric. In *Proceedings of the IEEE conference on computer vision and pattern recognition*, pages 586–595, 2018. [6](#)
- [57] Yufeng Zheng, Victoria Fernández Abrevaya, Marcel C Bühler, Xu Chen, Michael J Black, and Otmar Hilliges. Im avatar: Implicit morphable head avatars from videos. In *Proceedings of the IEEE/CVF Conference on Computer Vision and Pattern Recognition*, pages 13545–13555, 2022. [3](#), [6](#), [8](#)
- [58] Yufeng Zheng, Wang Yifan, Gordon Wetzstein, Michael J Black, and Otmar Hilliges. Pointavatar: Deformable point-based head avatars from videos. In *Proceedings of the IEEE/CVF conference on computer vision and pattern recognition*, pages 21057–21067, 2023. [3](#)
- [59] Yuxiao Zhou, Menglei Chai, Alessandro Pepe, Markus Gross, and Thabo Beeler. Groomgen: A high-quality generative hair model using hierarchical latent representations. *ACM Transactions on Graphics (TOG)*, 42(6):1–16, 2023. [3](#)
- [60] Wojciech Zielonka, Timo Bolkart, and Justus Thies. Instant volumetric head avatars. *2023 IEEE/CVF Conference on Computer Vision and Pattern Recognition (CVPR)*, pages 4574–4584, 2022. [6](#), [8](#)
- [61] Wojciech Zielonka, Timo Bolkart, and Justus Thies. Towards metrical reconstruction of human faces. In *European conference on computer vision*, pages 250–269. Springer, 2022. [6](#)
- [62] Wojciech Zielonka, Stephan J. Garbin, Alexandros Lattas, George Kopanas, Paulo Gotardo, Thabo Beeler, Justus Thies, and Timo Bolkart. Synthetic prior for few-shot drivable head avatar inversion. In *Proceedings of the IEEE/CVF Conference on Computer Vision and Pattern Recognition (CVPR)*, 2025. [2](#), [3](#)

A. Supplementary

This supplement contains more details and derivations in Appendix A.1, supplementary results in Appendix A.2, and discusses the potential societal impact of this work in Appendix A.3.

A.1. HyperGaussian Details

A.1.1. Formulation

This section provides more details about the formulation of HyperGaussian. We first explain how we parameterize the mean and covariance matrix. We then detail how we construct the covariance for splatting and derive the inverse covariance trick in more detail. Finally, we explain how we extract an uncertainty measure from the optimized covariance matrices.

Parameterization Each HyperGaussian consists of a (typically high) dimensional mean μ and covariance matrix Σ with optimizable parameters. We parameterize the mean μ directly and decompose the covariance Σ into its Cholesky factor [10] L , such that $\Sigma = LL^\top$, where L is a lower triangular matrix with positive diagonal entries. To ensure the uniqueness of the factorization, we apply an exponential activation function, $L_{i,i}(x) = e^x$, to the diagonal entries of the parameter matrix.

Splatting Details This paragraph explains how we construct the covariance matrix for splatting the conditioned Gaussians [7]. It is important to note that the HyperGaussian conditional covariance $\Sigma_{a|b}$ is not equal to the covariance Σ from Eq. 1. The conditional covariance $\Sigma_{a|b}$ is used to compute the conditional mean $\mu_{a|b}$. The covariance used for splatting is constructed from the conditional means for rotation and scale:

$$\mu_{R|\gamma_b} \mu_{S|\gamma_b} \mu_{S|\gamma_b}^\top \mu_{R|\gamma_b}^\top. \quad (8)$$

The conditional covariance $\Sigma_{a|b}$ is not actually used for splatting. We only use it for visualizing the uncertainties (see Appendix A.1.1). This is an important distinction to NDGS [10], which directly splats using the conditional matrix. NDGS has no degrees of freedom for the conditional orientation of the 3D Gaussians, *i.e.*, the 3D Gaussians cannot rotate.

Derivation of the Inverse Covariance Trick We explain in the main paper that a naïve implementation of the conditioning is very inefficient for large latent codes γ_b . Here, we provide a more detailed derivation of the covariance trick.

The bottleneck lies in storing and inverting the conditional covariance matrix $\Sigma_{bb} \in \mathbb{R}^{n \times n}$, which tends to be a large matrix. Ideally, we would like to transfer the inversion of Σ_{bb} to the smaller and constant-sized block matrix

Σ_{aa} . To achieve this, we start by reformulating our HyperGaussians in terms of their precision matrix $\Lambda = \Sigma^{-1}$ such that $\gamma \sim \mathcal{N}(\mu, \Lambda^{-1})$. We again consider the general block matrix view:

$$\Sigma^{-1} = \Lambda = \begin{bmatrix} \Lambda_{aa} & \Lambda_{ab} \\ \Lambda_{ba} & \Lambda_{bb} \end{bmatrix} \quad (9)$$

with $\Lambda_{ba} = \Lambda_{ab}^\top$.

As the inverse of Σ , Λ inherits symmetry, Eq. (10), as well as positive definiteness since its eigenvalues are the reciprocal of the eigenvalues of Σ , and therefore all positive:

$$\Lambda^\top = (\Sigma^{-1})^\top = (\Sigma^\top)^{-1} = \Sigma^{-1} = \Lambda. \quad (10)$$

This is important, as it allows us to reuse the same parameterization that we described in Appendix A.1.1 to represent $\Lambda = LL^\top$. Conveniently, we also get the Cholesky factor L_{11} of Λ_{aa} as a side product:

$$\begin{aligned} \begin{bmatrix} \Lambda_{aa} & \Lambda_{ab} \\ \Lambda_{ba} & \Lambda_{bb} \end{bmatrix} &= \begin{bmatrix} L_{11} & 0 \\ L_{21} & L_{22} \end{bmatrix} \begin{bmatrix} L_{11}^\top & L_{21}^\top \\ 0 & L_{22}^\top \end{bmatrix} \\ &= \begin{bmatrix} L_{11}L_{11}^\top & L_{11}L_{21}^\top \\ L_{21}L_{11}^\top & L_{21}L_{21}^\top + L_{22}L_{22}^\top \end{bmatrix}. \end{aligned} \quad (11)$$

With this new formulation, the conditional mean and covariance matrix can be expressed as

$$\begin{aligned} \mu_{a|b} &= \mu_a - \Lambda_{aa}^{-1} \Lambda_{ab} (\gamma_b - \mu_b) \\ \Sigma_{a|b} &= \Lambda_{aa}^{-1}, \end{aligned} \quad (12)$$

where the term $\Lambda_{aa}^{-1} \Lambda_{ab}$ can be further broken down into

$$\Lambda_{aa}^{-1} \Lambda_{ab} = (L_{11}L_{11}^\top)^{-1} L_{11}L_{21}^\top = L_{11}^{-\top} L_{21}^\top. \quad (13)$$

Note that products with $L_{11}^{-\top}$ can be evaluated in an efficient and numerically stable manner since L_{11} is a triangular matrix of small size, which is independent of the latent dimension. Please see the main paper for a benchmark comparison between the naïve implementation and the one applying the inverse covariance trick.

Derivation of Uncertainty As discussed in the main paper, we observe an interesting property about HyperGaussians, which arises naturally throughout training. HyperGaussians are at their core multivariate Gaussian distributions. Their conditional covariance matrices indicate the variance of each Gaussian across the different expressions of the training subject and can be intuitively interpreted as uncertainty.

More formally defined, we have

$$\begin{aligned} \sigma &:= \log \det \Sigma_{a|b} \\ &= -\log \det \Lambda_{aa} \quad (1) \\ &= -2 \log \det L_{aa} \quad (2) \\ &= -2 \operatorname{tr} \log L_{aa}, \quad (3) \end{aligned} \quad (14)$$

where we used $\det \Sigma_{a|b} = \det \Lambda_{aa}^{-1} = (\det \Lambda_{aa})^{-1}$ in step (1), $\det \Lambda_{aa} = \det \mathbf{L}_{aa} \mathbf{L}_{aa}^\top = (\det \mathbf{L}_{aa})^2$ in step (2), and $\det \mathbf{L}_{aa} = \prod_{i=1}^m (\mathbf{L}_{aa})_{i,i}$ in step (3). The log at step (3) is applied element-wise.

Again, we can compute this quantity efficiently using the inverse covariance trick (Appendix A.1.1). These values are summed up across the conditional distributions for position, rotation, and scale. In order to render these uncertainties, we further apply a sigmoid function and map the values to colors. This agreement between the uncertainty estimates and what would intuitively be considered difficult regions emerges without explicit supervision.

A.2. Supplementary Experiments

A.2.1. Qualitative Results

We show supplementary video results for self- and cross-reenactment on a supplementary HTML page. In addition, Fig. 9 provides more examples for comparing the convergence speed of FlashAvatar without (top) vs. with HyperGaussians (bottom).

A.2.2. Ablation Study

We complement the ablation study from the main paper with supplementary results for different MLP configurations in Tab. 4 and Fig. 12. The default FlashAvatar MLP [50] has 6 layers with 256 neurons, totaling 375K parameters. Replacing vanilla 3D Gaussians with HyperGaussians adds optimizable parameters (see Appendix A.1.1). One might assume that simply increasing the parameter count for the FlashAvatar MLP would improve the results, but this is not the case. We ablate different MLP configurations in Tab. 4. Adding more parameters to the MLP does not perform as well as adding HyperGaussian. In fact, it performs the same while slowing down the rendering speed. FlashAvatar with vanilla 3DGS runs at 347 FPS. With a large MLP, this number drops to 158 (for 256×40 , 2.6 M parameters) and 178 (for 512×11 , 2.7 M parameters). With HyperGaussian ($n = 8$ and 2.6 M parameters), the original MLP (256×6) outperforms the other MLP variants for all metrics while maintaining a rendering speed of 300 FPS. All metrics and rendering times were computed on a single Nvidia GeForce RTX 2080 Ti for images with resolution 512×512 . In summary, the HyperGaussians’ performance improvement cannot be matched by increasing the complexity of the MLP. HyperGaussians boost the performance while maintaining fast rendering speed.

A fundamental advantage of HyperGaussians is their ability to distill highly local context, enabling independent deformations between spatially proximate but semantically distinct regions. For instance, our method can independently model glass frames near the upper cheek or the upper teeth adjacent to the jaw. In contrast, FlashAvatar suffers from stronger coupling between neighboring Gaussians due

to its shared MLP architecture and direct offset approach. This coupling creates an optimization challenge where improvements in one region often degrade quality in others. Our approach allows each region to optimize independently, preserving detailed geometry and appearance across semantically different but spatially adjacent facial features.




Figure 10. **Comparison with GaussianHeadAvatar** on multi-view videos from the NeRSemble [18] dataset. HyperGaussians (Ours) demonstrate more accurate reconstructions for complex deformations, thin structures, and specular highlights. We outperform in all metrics: higher PSNR, SSIM (10^{-1}), and lower LPIPS (10^{-1}).

A.2.3. GaussianHeadAvatar Integration

We demonstrate the broad applicability of HyperGaussians by successfully integrating them into GaussianHeadAvatar [52]. Fig. 10 shows significant visual improvements: more accurate modeling of complex skin deformations (rows 1, 2), better alignment of fine structures in hair strands (row 2), and sharper specular reflections in the eyes (row 1). These quality enhancements come with minimal computational overhead, increasing training time by only 5.6% (from 9h to 9.5h). These results confirm that HyperGaussians can effectively enhance existing Gaussian-based avatars with negligible performance impact.




Figure 11. **Qualitative comparison with NDGS** integrated into FlashAvatar. The limited degrees of freedom of NDGS cause misalignments of thin structures and edges. The numbers show PSNR, SSIM (10^{-1}), and LPIPS (10^{-2}).

MLP (width×depth)	HyperGaussian?	Latent	# Param.	PSNR \uparrow	SSIM (10^{-1}) \uparrow	LPIPS (10^{-2}) \downarrow
256×6	no	-	375 K	29.43	9.466	5.107
256×40	no	-	2.6 M	28.10	9.380	5.720
512×11	no	-	2.7 M	29.50	9.472	5.122
256×6	yes	1D	1.2 M	29.73	9.492	5.066
256×6	yes	2D	1.4 M	29.92	9.503	5.000
256×6	yes	4D	1.8 M	29.89	9.507	4.994
256×6	yes	8D	2.6 M	29.99	9.510	4.978
256×6	yes	16D	4.1 M	29.92	9.511	4.978
256×6	yes	32D	7.2 M	29.89	9.511	4.976
256×6	yes	64D	13.4 M	29.91	9.512	5.020

Table 4. **Supplementary Ablations.** Simply increasing the parameter count for the FlashAvatar MLP does not improve the metrics. Our HyperGaussians, however, improve the performance of the original MLP out-of-the-box. As an additional benefit, HyperGaussians render 300 FPS while the deeper MLPs drop to 158 FPS (256×40) and 178 FPS (512×11), respectively. FlashAvatar with vanilla 3DGS renders fastest at 347 FPS. Green denotes the best and Yellow the second best.

A.2.4. Comparison with NDGS

Our approach fundamentally differs from NDGS [10] in its mathematical formulation and capabilities. While NDGS uses the conditional covariance matrix, which is *independent* of the latent code, to directly represent the size and shape, our HyperGaussians apply multivariate Gaussians on each attribute where the *conditional means dynamically adapt the location, scale, and orientation* of the derived 3D Gaussians *in response to* the latent code. This crucial difference gives HyperGaussians the necessary degrees of freedom to model thin geometry and complex deformations with higher accuracy. Fig. 11 shows our method eliminates the artifacts visible in NDGS (particularly on glass frames) and produces substantially more precise geometry at boundaries.

A.3. Societal Impact

It is important to be aware that photorealistic, high-quality face avatars from monocular videos can have societal implications. While our novel HyperGaussian representation contributes to exciting possibilities for entertainment, communication, and virtual experiences, it could potentially be misused to spread misinformation and deception. Realistic face avatars could be exploited to produce convincing deep-fakes, potentially undermining trust in visual media and influencing societies and politics. We strongly condemn any form of abuse or malicious use of our research and advocate for responsible development and application of face avatar technology, always in strict accordance with local laws and regulations.




Figure 9. We compare the convergence speed of FlashAvatar [50] vs. **Ours**. The *only difference* between FlashAvatar and **Ours** is the substitution of 3D Gaussians (top) with HyperGaussians (bottom), as described in the case study in the main paper. From the beginning, HyperGaussians display sharper results.




Figure 12. Qualitative comparison for varying latent dimensionalities. We find that HyperGaussians are robust towards different latent dimensions. A latent dimension of 8 performs best, but we already observe an improvement for a single latent dimension ($n = 1$) over the vanilla 3DGS variant.