

# H.E.S.S. programme searching for VHE gamma rays associated with FRBs

F. Aharonian,<sup>1,2,3</sup> A. Archaryya,<sup>4</sup> J. Aschersleben,<sup>5</sup> H. Ashkar,<sup>6,\*</sup> M. Backes,<sup>7,8</sup> V. Barbosa Martins,<sup>9</sup> R. Batzofin,<sup>10</sup> Y. Becherini,<sup>11,12</sup> D. Berge,<sup>9,13</sup> K. Bernlöhr,<sup>2</sup> M. Böttcher,<sup>8</sup> C. Boisson,<sup>14</sup> J. Bolmont,<sup>15</sup> M. de Bony de Lavergne,<sup>16</sup> J. Borowska,<sup>13</sup> F. Bradascio,<sup>16,\*</sup> R. Brose,<sup>1</sup> A. Brown,<sup>17</sup> F. Brun,<sup>16</sup> B. Bruno,<sup>18</sup> C. Burger-Scheidlin,<sup>1</sup> S. Casanova,<sup>19</sup> J. Celic,<sup>18</sup> M. Cerruti,<sup>11</sup> T. Chand,<sup>8</sup> S. Chandra,<sup>8</sup> A. Chen,<sup>20</sup> J. Chibueze,<sup>8</sup> O. Chibueze,<sup>8</sup> J. Damascene Mbarubucyeye,<sup>9</sup> J. de Assis Scarpin,<sup>6</sup> A. Djannati-Ataï,<sup>11</sup> J. Djuvsland,<sup>2</sup> A. Dmytriiev,<sup>8</sup> K. Egberts,<sup>10</sup> S. Einecke,<sup>21</sup> J.-P. Ernenwein,<sup>22</sup> C. Escañuela Nieves,<sup>2</sup> M. Filipovic,<sup>23</sup> G. Fontaine,<sup>6</sup> S. Funk,<sup>18</sup> S. Gabici,<sup>11</sup> J.F. Glicenstein,<sup>16</sup> J. Glombitza,<sup>18</sup> G. Grolleron,<sup>15</sup> B. Heß,<sup>24</sup> W. Hofmann,<sup>2</sup> T. L. Holch,<sup>9</sup> M. Holler,<sup>25</sup> D. Horns,<sup>26</sup> Zhiqiu Huang,<sup>2</sup> A. Jaitly,<sup>9,\*</sup> M. Jamrozny,<sup>27</sup> F. Jankowsky,<sup>28</sup> I. Jung-Richardt,<sup>18</sup> E. Kasai,<sup>7</sup> K. Katarzyński,<sup>29</sup> D. Kerszberg,<sup>15</sup> R. Khatoon,<sup>8</sup> B. Khélifi,<sup>11</sup> W. Kluźniak,<sup>30</sup> Nu. Komin,<sup>20</sup> K. Kosack,<sup>16</sup> D. Kostunin,<sup>9</sup> A. Kundu,<sup>8</sup> R.G. Lang,<sup>18</sup> S. Le Stum,<sup>22</sup> A. Lemièrre,<sup>11</sup> M. Lemoine-Goumard,<sup>31</sup> J.-P. Lenain,<sup>15</sup> A. Luashvili,<sup>14</sup> J. Mackey,<sup>1</sup> D. Malyshev,<sup>24</sup> V. Marandon,<sup>16</sup> R. Marx,<sup>28</sup> A. Mehta,<sup>9</sup> M. Meyer,<sup>4</sup> A. Mitchell,<sup>18</sup> R. Moderski,<sup>30</sup> M.O. Moghadam,<sup>10</sup> E. Moulin,<sup>16</sup> M. de Naurois,<sup>6</sup> J. Niemiec,<sup>19</sup> P. O'Brien,<sup>32</sup> L. Olivera-Nieto,<sup>2</sup> E. de Ona Wilhelmi,<sup>9</sup> M. Ostrowski,<sup>27</sup> S. Panny,<sup>25</sup> M. Panter,<sup>2</sup> R.D. Parsons,<sup>13</sup> U. Pensec,<sup>15</sup> S. Pita,<sup>11</sup> G. Pühlhofer,<sup>24</sup> M. Punch,<sup>11</sup> A. Quirrenbach,<sup>28</sup> S. Ravikularaman,<sup>11,2</sup> M. Regeard,<sup>11</sup> O. Reimer,<sup>25</sup> H. Ren,<sup>2</sup> B. Reville,<sup>2</sup> F. Rieger,<sup>2</sup> G. Rowell,<sup>21,\*</sup> B. Rudak,<sup>30</sup> K. Sabri,<sup>33</sup> V. Sahakian,<sup>3</sup> H. Salzmänn,<sup>24</sup> A. Santangelo,<sup>24</sup> M. Sasaki,<sup>18</sup> J. Schäfer,<sup>18</sup> F. Schüssler,<sup>16,\*</sup>

---

\*Corresponding authors

**H.M. Schutte,<sup>8</sup> J.N.S. Shapopi,<sup>7</sup> A. Sharma,<sup>11</sup> S. Spencer,<sup>18</sup>  
Ł. Stawarz,<sup>27</sup> R. Steenkamp,<sup>7</sup> S. Steinmassl,<sup>2</sup> C. Steppa,<sup>10</sup>  
T. Takahashi,<sup>34</sup> T. Tanaka,<sup>35</sup> M. Tsirou,<sup>9</sup> C. van Eldik,<sup>18</sup>  
M. Vecchi,<sup>5</sup> C. Venter,<sup>8</sup> T. Wach,<sup>18</sup> S.J. Wagner,<sup>28</sup>  
A. Wiercholska,<sup>19</sup> A.A. Zdziarski,<sup>30</sup> A. Zech,<sup>14</sup> N. Żywucka.<sup>8</sup>**

<sup>1</sup>Dublin Institute for Advanced Studies, 31 Fitzwilliam Place, Dublin 2, Ireland

<sup>2</sup>Max-Planck-Institut für Kernphysik, Saupfercheckweg 1, 69117 Heidelberg, Germany

<sup>3</sup>Yerevan State University, 1 Alek Manukyan St, Yerevan 0025, Armenia

<sup>4</sup>University of Southern Denmark

<sup>5</sup>Kapteyn Astronomical Institute, University of Groningen, Landleven 12, 9747 AD Groningen, The Netherlands

<sup>6</sup>Laboratoire Leprince-Ringuet, École Polytechnique, CNRS, Institut Polytechnique de Paris, F-91128 Palaiseau, France

<sup>7</sup>University of Namibia, Department of Physics, Private Bag 13301, Windhoek 10005, Namibia

<sup>8</sup>Centre for Space Research, North-West University, Potchefstroom 2520, South Africa

<sup>9</sup>Deutsches Elektronen-Synchrotron DESY, Platanenallee 6, 15738 Zeuthen, Germany

<sup>10</sup>Institut für Physik und Astronomie, Universität Potsdam, Karl-Liebknecht-Strasse 24/25, D 14476 Potsdam, Germany

<sup>11</sup>Université Paris Cité, CNRS, Astroparticule et Cosmologie, F-75013 Paris, France

<sup>12</sup>Department of Physics and Electrical Engineering, Linnaeus University, 351 95 Växjö, Sweden

<sup>13</sup>Institut für Physik, Humboldt-Universität zu Berlin, Newtonstr. 15, D 12489 Berlin, Germany

<sup>14</sup>Laboratoire Univers et Théories, Observatoire de Paris, Université PSL, CNRS, Université Paris Cité, 5 Pl. Jules Janssen, 92190 Meudon, France

<sup>15</sup>Sorbonne Université, CNRS/IN2P3, Laboratoire de Physique Nucléaire et de Hautes Energies, LPNHE, 4 place Jussieu, 75005 Paris, France

<sup>16</sup>IRFU, CEA, Université Paris-Saclay, F-91191 Gif-sur-Yvette, France

<sup>17</sup>University of Oxford, Department of Physics, Denys Wilkinson Building, Keble Road, Oxford OX1 3RH, UK

<sup>18</sup>Friedrich-Alexander-Universität Erlangen-Nürnberg, Erlangen Centre for Astroparticle Physics, Nikolaus-Fiebiger-Str. 2, 91058 Erlangen, Germany

<sup>19</sup>Instytut Fizyki Jądrowej PAN, ul. Radzikowskiego 152, 31-342 Kraków, Poland

<sup>20</sup>School of Physics, University of the Witwatersrand, 1 Jan Smuts Avenue, Braamfontein, Johannesburg, 2050 South Africa

<sup>21</sup>School of Physical Sciences, University of Adelaide, Adelaide 5005, Australia

<sup>22</sup>Aix Marseille Université, CNRS/IN2P3, CPPM, Marseille, France

<sup>23</sup>School of Science, Western Sydney University, Locked Bag 1797, Penrith South DC, NSW 2751, Australia

<sup>24</sup>Institut für Astronomie und Astrophysik, Universität Tübingen, Sand 1, D 72076 Tübingen, Germany

<sup>25</sup>Universität Innsbruck, Institut für Astro- und Teilchenphysik, Technikerstraße 25, 6020 Innsbruck, Austria

<sup>26</sup>Universität Hamburg, Institut für Experimentalphysik, Luruper Chaussee 149, D 22761 Hamburg, Germany

<sup>27</sup>Obserwatorium Astronomiczne, Uniwersytet Jagielloński, ul. Orła 171, 30-244 Kraków, Poland

<sup>28</sup>Landessternwarte, Universität Heidelberg, Königstuhl, D 69117 Heidelberg, Germany

<sup>29</sup>Institute of Astronomy, Faculty of Physics, Astronomy and Informatics, Nicolaus Copernicus University, Grudziadzka 5, 87-100 Torun, Poland

<sup>30</sup>Nicolaus Copernicus Astronomical Center, Polish Academy of Sciences, ul. Bartycka 18, 00-716 Warsaw, Poland

<sup>31</sup>Université Bordeaux, CNRS, LP2I Bordeaux, UMR 5797, F-33170 Gradignan, France

<sup>32</sup>Department of Physics and Astronomy, The University of Leicester, University Road, Leicester, LE1 7RH, United Kingdom

<sup>33</sup>Laboratoire Univers et Particules de Montpellier, Université Montpellier, CNRS/IN2P3, CC 72, Place Eugène Bataillon, F-34095 Montpellier Cedex 5, France

<sup>34</sup>Kavli Institute for the Physics and Mathematics of the Universe (WPI), The University of Tokyo Institutes for Advanced Study (UTIAS), The University of Tokyo, 5-1-5 Kashiwanoha, Kashiwa, Chiba, 277-8583, Japan

<sup>35</sup>Department of Physics, Konan University, 8-9-1 Okamoto, Higashinada, Kobe, Hyogo 658-8501, Japan

E-mail: [contact.hess@hess-experiment.eu](mailto:contact.hess@hess-experiment.eu)

**Abstract.** Fast Radio Bursts (FRBs) are highly energetic, extremely short-lived bursts of radio flashes. Despite extensive research, the exact cause of these outbursts remains speculative. The high luminosity, short duration, and high dispersion measure of these events suggest they result from extreme, high-energy extragalactic sources, such as highly magnetized and rapidly spinning neutron stars known as magnetars. The number of detected FRBs, including repeating ones, has grown rapidly in recent years. Except for FRB 20200428D, and FRB-like radio burst that is associated to Galactic magnetar SGR 1935+2154, no multi-wavelength counterpart to any FRB has been detected yet. The High Energy Stereoscopic System (H.E.S.S.) telescope has developed a program to follow up FRBs searching for their gamma-ray counterparts, helping to uncover the nature of FRBs and FRB sources. This paper provides an overview of the searches for FRB sources conducted by H.E.S.S., including follow-up observations and simultaneous multi-wavelength campaigns with radio and X-ray observatories. Among the FRB sources observed by H.E.S.S., nine are localized with redshifts ranging between 0.11 and 0.492 from 2015 to 2022. No significant very high energy (VHE) emission was detected during these observations. We report constraints on the VHE luminosity ranging from  $10^{44}$  erg s<sup>-1</sup> and  $10^{48}$  erg s<sup>-1</sup>, placing limits on the FRB's region persistent VHE emission and potential FRB afterglow emission across timescales from hours to years.

---

## Contents

<b>1</b>	<b>Introduction</b>	<b>1</b>
<b>2</b>	<b>The High Energy Stereoscopic System</b>	<b>3</b>
<b>3</b>	<b>ToO follow-up observations</b>	<b>3</b>
3.1	Parkes follow-ups: FRB 20150418A and FRB 20150215	4
3.2	UTMOST follow-up: FRB 20190806A	4
3.3	Magnetar observations	5
3.3.1	SGR 1935+2154: the source of a Galactic FRB-like radio burst	6
3.3.2	SGR 1830–0645 (ToO 2020-10-10)	7
<b>4</b>	<b>Multiwavelength campaigns</b>	<b>7</b>
4.1	Deeper Wider Faster Campaign	8
4.2	MeerKAT Campaigns	9
<b>5</b>	<b>Discussion and conclusions</b>	<b>10</b>

---

## 1 Introduction

Fast radio bursts (FRBs) are discovered transient phenomena characterized by the sudden appearance of bright and short-duration radio pulses in the sky [1–3]. These bursts exhibit a broad range of luminosity distances, ranging from 3.6 Mpc [4–6] to  $\sim 7$  Gpc [7], and have short durations, typically spanning from tens of nanoseconds [8–10] to milliseconds with few events of duration exceeding a second [11]. Their luminosities vary between  $10^{38}$  [5, 9] and  $10^{46}$  erg s $^{-1}$  [12]. They were serendipitously discovered with the Parkes Radio Telescope [13, 14] and are now routinely detected by various radio facilities, such as CHIME [15]. Over a thousand radio bursts from approximately 700 published FRB sources have been reported [see e.g. FRB catalogs 11, 16].

Some FRB sources exhibit recurring bursts. Among the currently known sample, approximately  $\sim 2 - 3\%$  FRBs has been observed to repeat [17], leaving the question of whether all FRBs exhibit this behaviour open [e.g. 18]. The distinction between repeating and non-repeating sources and the underlying physical differences between them remain unclear. Sources of repeating FRBs have been documented emitting across a wide frequency spectrum, ranging from 110 MHz [19] to as high as 8 GHz [20]. Several sources of repeating FRBs exhibit a regular pattern in their activity cycles. An example is the source of FRB 20180916, as reported in [21], and of the initial repeater, FRB 20121102, where a periodicity with a significance of  $\sim 3\sigma$  was noted [22, 23]. More recently, in addition to accounting for the multiple components within individual bursts, a compelling periodicity of 216.8 ms, with a significance of  $6.5\sigma$ , was detected in the pulse profile of FRB 20191221A. Such a brief, distinct periodicity strongly supports the idea of a neutron star origin for this event [24].

In order to measure the distance to FRBs, the dispersion measure (DM), which tracks free electrons along the line of sight, and more recent methods such as repeat pulse observations or interferometric techniques [e.g. 25, 26] are used. FRBs are generally thought to

originate beyond our Galaxy. Optical observations of well-localized FRBs have identified 24 FRBs securely associated with host galaxies, with redshift values from  $z = 0.03$  to 1.02 [27, 28]. Due to their extragalactic origin, attenuation of their spectra at high energy is expected from photon-photon absorption in the extragalactic background light (EBL) [29, 30]. Although most FRBs are extragalactic, an FRB-like radio burst has been detected within our Galaxy and will be discussed specifically (see [subsection 3.3](#)).

Numerous theoretical models have been proposed for FRBs [31], yet the enigma surrounding their origin and emission mechanism remains unsolved (e.g. [32–34]). Compact objects, such as magnetars (strongly magnetized neutron stars) and massive black holes, have gained favor as progenitor models, primarily due to the short-lived nature of FRBs [3]. Some magnetars may produce FRBs throughout the interplay of intensely magnetized pulses and the surrounding material, thereby giving rise to synchrotron maser emission that can extend to TeV energies [35]. Alternatively, other models propose that repeating FRBs stem from regions near the surface of magnetars, where ultra-relativistic internal shocks and blast waves become associated with flares [36].

The study of the electromagnetic emission of FRBs across different wavelengths is crucial for unraveling their nature. It allows us to understand source characteristics, explore the surrounding environment, refine emission mechanisms, search for associated phenomena, and explore cosmological and fundamental physics. Multiwavelength counterparts to FRBs have remained elusive, with the notable exception of the soft gamma repeater (SGR) SGR 1935+2145 (discussed in detail in [subsection 3.3](#)), where the detection of an X-ray counterpart is the first evidence that magnetars are linked to sources of repeating FRBs and that non-thermal processes might be behind FRB emission [37–40]).

The High Energy Stereoscopic System (H.E.S.S.) telescope array, located in the Southern Hemisphere, plays a crucial role in this research by being the only instrument capable of observing transient events in the very high-energy (VHE) gamma-ray band in the southern sky. Since 2015, H.E.S.S. has been actively engaged in a comprehensive FRB programme, with the aim of investigating potential correlations between these events and VHE gamma-ray emission. This programme employs two primary strategies: Target of Opportunity (ToO) alerts triggered by radio or X-ray observatories, and coordinated multi-wavelength campaigns. In the first approach, the objective is to detect afterglows associated with FRBs and to identify their emission in VHE gamma rays. This involves promptly responding to ToO alerts from radio or X-ray observatories, enabling H.E.S.S. to capture and study any potential gamma-ray emission that may follow the FRB events. In the second approach, the focus of the multi-wavelength observations is on observing known FRB sources, whether repeating or not, to study their host environments, and on capturing FRBs simultaneously with radio facilities. Coordinated multi-wavelength campaigns are designed to systematically observe and analyze the activity of these sources. By collecting data across different wavelengths simultaneously, these campaigns aim to uncover any recurring patterns or behaviours associated with the FRB sources. In this paper, after introducing HESS in [section 2](#), we provide an overview of the searches for 12 FRB sources conducted by H.E.S.S. since 2015, including follow-up observations ([section 3](#)) and simultaneous multi-wavelength campaigns ([section 4](#)) with radio and X-ray observatories [41].

## 2 The High Energy Stereoscopic System

Situated in the Khomas Highland in Namibia at an altitude of 1835 m, H.E.S.S. is an array consisting of five imaging atmospheric Cherenkov telescopes (IACTs) [42]. Its main goal is to detect VHE gamma rays spanning energies from a few tens of GeV to 100 TeV. In comparison, MAGIC [43], with its lower energy threshold ( $\sim 30$  GeV), is particularly suited for detecting soft-spectrum sources, while VERITAS [44], with a sensitivity similar to H.E.S.S., provides complementary coverage in the Northern Hemisphere.

The H.E.S.S. array is comprised of two distinct types of telescopes. Telescopes CT1-4 have a field of view (FoV) with a diameter of  $5^\circ$  and a mirror area of  $107 \text{ m}^2$ . They are arranged in a square formation with side lengths of 120 m. In contrast, a larger telescope, CT5, with a mirror area of  $614 \text{ m}^2$  and a camera FoV of  $3.4^\circ$  diameter, is positioned at the centre of the array. CT1-4 are dedicated to detecting gamma rays with energies  $\gtrsim 100$  GeV, while CT5 is optimized for gamma rays with energies  $\gtrsim 30$  GeV [45].

For transient phenomena occurring on hour timescales, H.E.S.S. exhibits more than 20 times greater energy flux sensitivity in its core energy range above 300 GeV compared to the space-based *Fermi* Large Area Telescope (LAT) at 1 GeV energies [46]. There are two main instrumental effects that limit H.E.S.S.’s observations: the duty cycle and the minimum detectable energy. H.E.S.S. is operational on nights with clear skies with a moon phase below 40%, which results in a duty cycle ranging between 10% and 15% depending on weather. A higher duty cycle allows one to increase the chances of observations when an alert is received. The minimum detectable energy depends primarily on the mirror size and the zenith angle of observations, with higher zenith angles leading to higher energy thresholds. CT5 and its data acquisition system have been fine-tuned for swift repositioning to capture short-lived transients that are expected to rapidly decrease in gamma-ray intensity [47, 48]. The lower energy threshold of CT5 is crucial for studying transients of extragalactic origin, as the highest energy emissions from these sources are often absorbed by the EBL (which increases with redshift and energy [29, 30]), leading us to focus on the lower end of the VHE spectrum.

In the following sections, we describe the two approaches of the H.E.S.S. FRB programme and the related observations. The data described here were processed using the likelihood reconstruction method described in [49]. This method employs standard techniques for gamma-hadron separation and event selection cuts. Background estimation is carried out using the well-established “reflected background” technique [50], and the results are cross-validated through an independent event calibration and reconstruction method [51]. For the fluxes or flux limits calculations, the minimum energy is chosen as the energy where the effective area reaches 10% of its maximum value, while the maximum energy is chosen when the number of background events  $N_{\text{OFF}}$  per energy bin falls under 10. The upper limits are calculated using the Rolke method [52] assuming an  $E^{-2}$  energy spectrum unless specified otherwise. The flux integral upper limit represents the upper bound on the gamma-ray flux above a given energy threshold. It is obtained by integrating the differential flux between the minimum and maximum energies defined above, under the assumption of an  $E^{-2}$  spectral shape. This assumption comes from the fact that FRBs are extragalactic phenomena and that there is no knowledge of their exact spectral distribution.

## 3 ToO follow-up observations

The first strategy in the H.E.S.S. FRB programme is to conduct automatic follow-up obser-

vations of FRBs received as external alerts. H.E.S.S.’s ToO alert system receives transient alerts from the Parkes [53] and the UTMOST radio telescopes [54] and applies a set of pre-defined criteria to determine when and how to schedule follow-up observations. The criteria are set to maximize science cases defined by the H.E.S.S. transients programme [41]; for FRB alerts, the system is configured to react to both prompt and afterglow triggers. Since 2015, H.E.S.S. has been involved in the follow-ups of three FRBs (see subsection 3.1 and 3.2) and two magnetars (see subsection 3.3).

### 3.1 Parkes follow-ups: FRB 20150418A and FRB 20150215

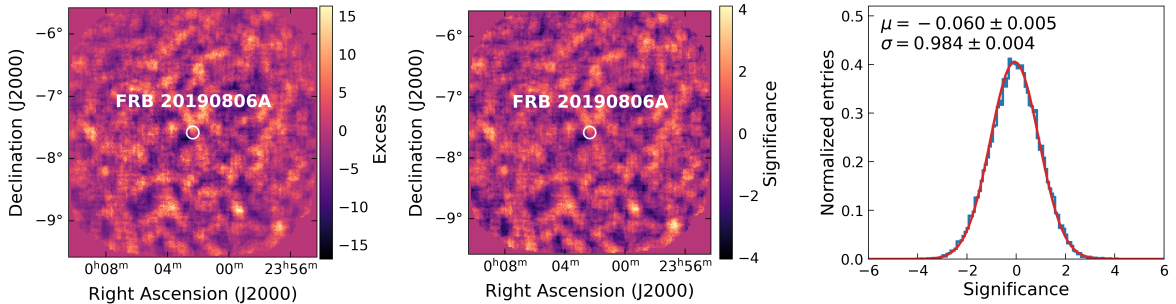
A first follow-up campaign of FRBs in VHE gamma rays was conducted by H.E.S.S. in response to the detection of FRB 20150215 and FRB 20150418A by SUPERB (SURvey for Pulsars and Extragalactic Radio Bursts) [55]. The results of these observations have already been published in [56] and [57], respectively. SUPERB is a pulsar and fast transient survey which utilizes the 64-m Parkes telescope [53]. Since April 2014, the SUPERB project has been dedicated to real-time discovery of FRBs and pulsars [53].

On February 15, 2015, Parkes detected a burst from FRB 20150215A, at a Galactic longitude and latitude of  $24.66^\circ$ ,  $5.28^\circ$  and  $25^\circ$  away from the Galactic Centre (redshift  $z < 0.56$ ), with a DM of  $1105.6 \pm 0.8 \text{ pc cm}^{-3}$  and a pulse duration of  $2.8_{-0.5}^{+1.2} \text{ ms}$ , [56]. This burst was promptly detected in radio with recorded polarization and multi-wavelength follow-up, including observations with H.E.S.S. Owing to observational constraints, H.E.S.S. could only observe the target region one week after the burst. Observations were taken with zenith angles ranging between 54 and 64 degrees under good conditions. The first observation run of 28 minutes commenced on 2015-02-22 at 02:53 UTC, 6.3 days after the Parkes detection and a second observation was conducted on 2015-02-25 starting at 02:49 UTC, 9.3 days after the burst. No gamma-ray emission was detected during both observations. The resulting energy flux integral upper limits at 99% confidence level (C.L.) were  $\Phi_\gamma(E > 1 \text{ TeV}) < 6.38 \times 10^{-14} \text{ erg cm}^{-2}\text{s}^{-1}$ , assuming an  $E^{-2}$  energy spectrum [56].

In the same year, SUPERB detected a second FRB. The burst FRB 20150418A was initially observed at Parkes on April 18, 2015. The fading radio afterglow persisted for up to six days and was associated with an elliptical host galaxy at  $z = 0.492 \pm 0.008$  (WISE J071634.59-190039.2) [57]. H.E.S.S. received notification of FRB 20150418A from the SUPERB team on 2015-04-18 during the daytime, hindering immediate follow-up observations. The required observation conditions were met later that evening at 17:55 UTC (approximately 14.5 hours after the FRB), and 1.4 hours of data were recorded until the source set below an elevation of  $45^\circ$ , the typical horizon for observations retaining a relatively low energy threshold. Since the obtained results were fully consistent with the background expectation, we concluded that no significant gamma-ray afterglow was detected from the direction of FRB 20150418A. Consequently, the 99% C.L. upper limits using the Feldman Cousin method [58] was obtained, assuming a generic  $E^{-2}$  energy spectrum for the potential emission, and integrating above the threshold of 350 GeV. This resulted in the integral upper limit on the gamma-ray flux of  $\Phi_\gamma(E > 350\text{GeV}) < 1.33 \times 10^{-12} \text{ cm}^{-2}\text{s}^{-1}$  [57].

### 3.2 UTMOST follow-up: FRB 20190806A

UTMOST is the first project to issue alerts upon detecting an FRB [54, 60]. To minimize follow-up latency, H.E.S.S. implemented an automatic response to these alerts. Since similar portions of the sky are visible to UTMOST in Australia and H.E.S.S. in Namibia, the goal is to investigate the earliest afterglow phase possible. For H.E.S.S., the filtering criteria applied



**Figure 1.** Observations of FRB 20190806A triggered by UTMOST. **Left:** VHE gamma-ray excess map around the direction of FRB 20190806A illustrated by the event counts exceeding the background. The circle in the centre has a radius of  $0.1^\circ$  and denotes the location of the FRB and the search region for a gamma-ray signal. **Middle:** Significance map of the gamma-ray emission using the formalism proposed by Li and Ma [59] in the region around FRB 20190806A. **Right:** Significance distribution (blue histogram), normalized by the number of entries and bin width. The red line and the shown parameters correspond to a Gaussian function fit to the distribution.

to alerts from UTMOST include the signal-to-noise ratio (S/N), the *importance* and the dispersion measure (DM):

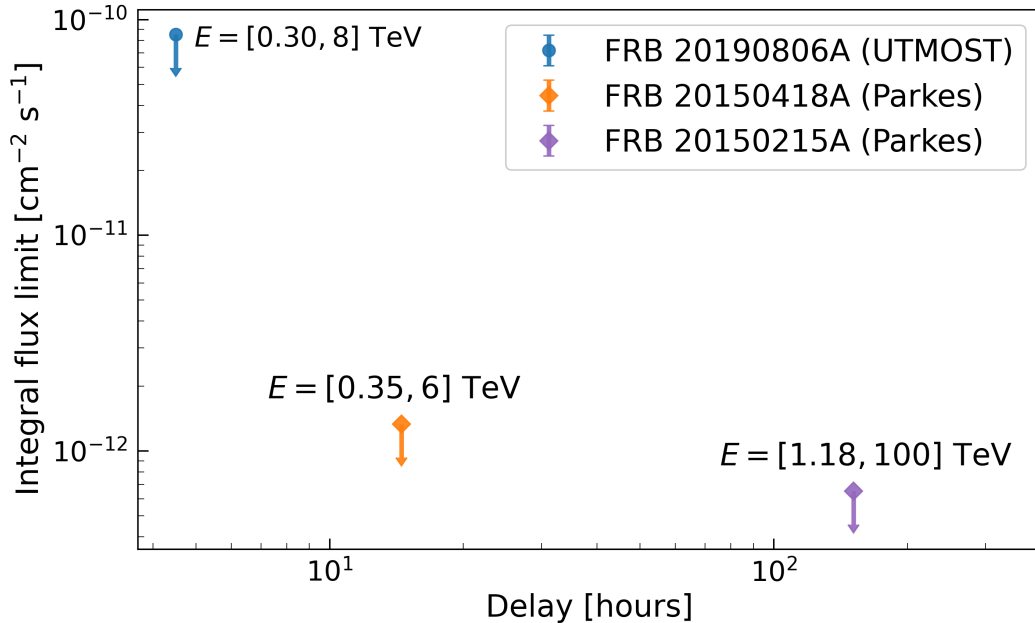
- The FRB S/N should be higher than 10;
- The *importance* parameter should be equal to 1. This indicates if the alert has been vetted by a human;
- The DM should be  $DM < 1000 \text{ pc cm}^{-3}$ . This is due to the fact that high DM values generally suggest large source distances. Although this is not necessarily the case for every event, we chose to include this filtering to avoid follow-ups of high-redshift FRBs where H.E.S.S. has no realistic chance of detecting VHE gamma-ray emission due to severe EBL absorption.

Moreover, to conduct FRB follow-ups, observation conditions, such as darkness and visibility, should be suitable within a few hours after the alert (typically up to six hours).

On August 6, 2019, H.E.S.S. received the first alert from UTMOST, FRB 20190806A, that passed all filtering criteria described above. FRB 20190816 was detected at 17:07:58.0 UTC with  $DM = 388.5 \text{ pc cm}^{-3}$  and the inferred redshift is  $z < 0.32$  [61]. The H.E.S.S. Transients system [41] automatically scheduled follow-up observations of FRB 20190806A that started 4.5 hours later and lasted 2 hours with the CT1-4 telescopes (CT5 was undergoing a camera upgrade at the time and could not participate). No significant emission of VHE gamma rays was detected (Figure 1), but flux integral upper limits were derived (Figure 2). Figure 2 shows the flux integral upper limits as a function of the time difference between the gamma-ray observation and the radio burst detection. This observation was the first successful automatic H.E.S.S. follow-up of an FRB, including alert reception, filtering, scheduling, observations, data transfer, and analysis.

### 3.3 Magnetar observations

The H.E.S.S. search for VHE counterparts of FRBs extends to magnetars due to their potential as primary candidate progenitors of FRBs. The goal of magnetar observation campaigns

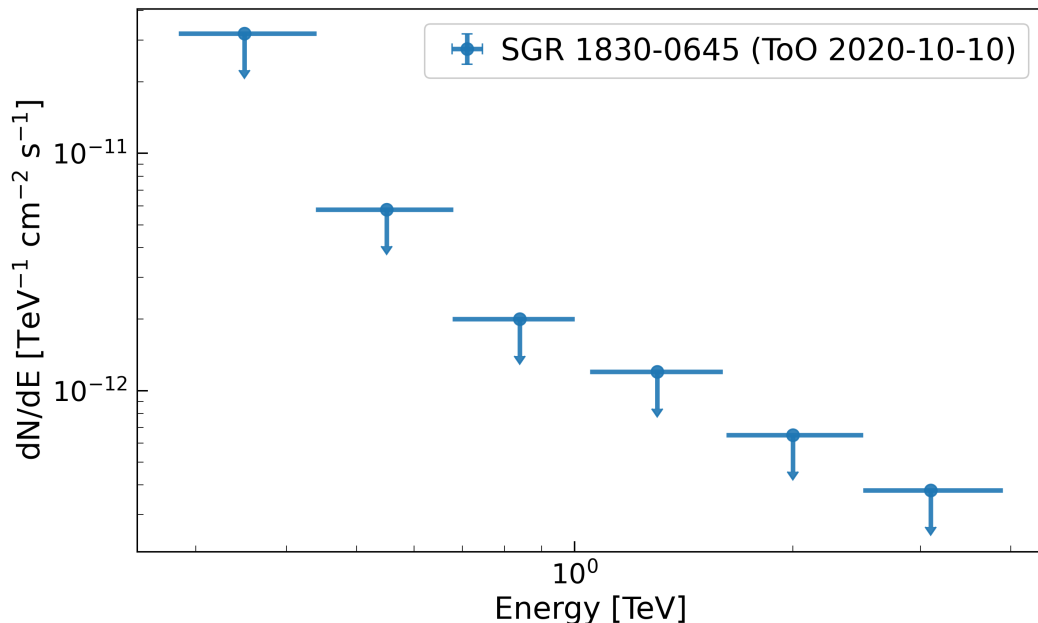


**Figure 2.** H.E.S.S. observation delays in hours, relative to the radio burst detection of three FRBs by Parkes and UTMOST. Flux integral upper limits are shown for each FRB within the energy range depicted in the figure. The assumed energy spectrum for these calculations follows an  $E^{-2}$  profile. The timescales used to derive these limits correspond to the H.E.S.S. observation durations for each source, as specified in the main text.

with H.E.S.S. is to search for non-thermal VHE emission from these sources to have a complete view of their emission spectrum. This focus arises from a significant event in April 2020, when the detection of an FRB coincided with two preceding gamma-ray outburst alerts triggered by the BAT instrument aboard the *Swift* satellite [62]. Two millisecond-duration radio bursts have been detected from the same direction of SGR J1935+2154: the first burst by CHIME [63] and STARE2 [62], and the second burst by FAST [64]. The timing of the first FRB-like radio burst appears to align very well with one of the X-ray bursts seen by AGILE [40], Konus-Wind [65], INTEGRAL (burst G in [37]), and Insight-HXMT [66]. Additionally, between April 2020 and December 2023, six new bursts were detected from SGR 1935+2154 on four different occasions by CHIME [67]. This FRB is notable for being the first Galactic FRB and the only one detected to date.

### 3.3.1 SGR 1935+2154: the source of a Galactic FRB-like radio burst

Upon the detection of a Swift X-ray burst [68] H.E.S.S. observed SGR 1935+2154 on 28 April, 2020. Around 2 hours of data were acquired from 01:55 UTC to 03:53 UTC. A few hours later an FRB-like radio burst named FRB 20200428D was detected from the source on April 28 at 14:34:33 UTC. While the H.E.S.S. observations did not coincide temporally with the FRB, they coincided with 4 other X-ray bursts detected by Fermi-GBM and INTEGRAL [37, 69] from the source. No VHE gamma-ray counterparts were detected. An analysis searching for gamma-ray pulses at the millisecond scale did not show any significant pulses coinciding with any X-ray bursts. Details on the analysis and results can be found in [70]. 99% C.L. integral upper limits of  $\Phi_{\gamma}(E > 420 \text{ GeV}) < 1.27 \cdot 10^{-12} \text{ cm}^{-2} \text{ s}^{-1}$  were set on the steady VHE gamma-ray emission from SGR 1935+2154 assuming an  $E^{-2}$  power law spectrum.



**Figure 3.** Differential 99% C.L. upper limits derived from the H.E.S.S. observational data taken during the ToO observation of SGR 1830–0645.

### 3.3.2 SGR 1830–0645 (ToO 2020-10-10)

In the scope of the efforts of the H.E.S.S. collaboration to probe VHE gamma-ray emission from magnetars, H.E.S.S. observations were triggered on SGR 1830–0645, a newly discovered magnetar, following the detection of a short burst by Swift [71] on October 10, 2020 at 14:49:24 UTC. Observations started the same day at 18:13:38 UTC and lasted for 1 hour. Nearby VHE sources were excluded from the analysis. The results do not show any significant VHE gamma-ray signal coming from the SGR 1830–0645 position. 99% C.L. upper limits of  $\Phi_\gamma(E > 284 \text{ GeV}) < 1.78 \cdot 10^{-12} \text{ cm}^{-2} \text{ s}^{-1}$  were set on the persistent VHE gamma-ray emission from SGR 1830-0645 assuming an  $E^{-2}$  power law spectrum. We show the 99% C.L. differential upper limits in Figure 3. No continuous VHE sources coincident with the magnetar’s position were detected in the H.E.S.S. Galactic Plane survey described in [72].

## 4 Multiwavelength campaigns

The second strategy employed by H.E.S.S. to search for FRB sources involves participating in coordinated multi-wavelength campaigns where the focus is on observing known FRB sources, whether repeating or not, to study their host environments and on capturing FRBs simultaneously with radio and X-ray facilities. By collecting data across different wavelengths simultaneously, the campaigns aim to uncover any recurring patterns or behaviours associated with the FRB sources. H.E.S.S. has been involved in four multi-wavelength campaigns since 2019: Deeper Wider Faster (DWF), two with MeerKAT, and one with INTEGRAL.

The latter was led by the INTEGRAL gamma ray instrument on September 24 – 28, 2017, but also involved the participation of radio (Effelsberg, Nancay, Arecibo, GBT) and optical observatories. H.E.S.S. conducted observations on the nights of the 26th and 27th of September 2017, contemporaneous with the MAGIC telescopes [43]. However, no FRB was

NIGHT	FIELD	OBSERVATION START	OBSERVATION END
1	Field 1	2019-06-23 23:00	2019-06-24 00:30
2	Field 1	2019-06-24 23:00	2019-06-25 00:30
3	Field 1	2019-06-25 23:00	2019-06-26 01:30
4	Field 1	2019-06-26 23:00	2019-06-27 01:30
5	Field 1	2019-06-27 23:00	2019-06-28 01:30
2	Field 2	2019-06-25 00:30	2019-06-25 03:30
3	Field 2	2019-06-26 01:30	2019-06-26 03:30
4	Field 2	2019-06-27 01:30	2019-06-27 03:30
5	Field 2	2019-06-28 01:30	2019-06-28 03:30
2	Field 3	2019-06-25 03:30	2019-06-25 04:30
3	Field 3	2019-06-26 03:30	2019-06-26 04:30
4	Field 3	2019-06-27 03:30	2019-06-27 04:30
5	Field 3	2019-06-28 03:30	2019-06-28 04:30

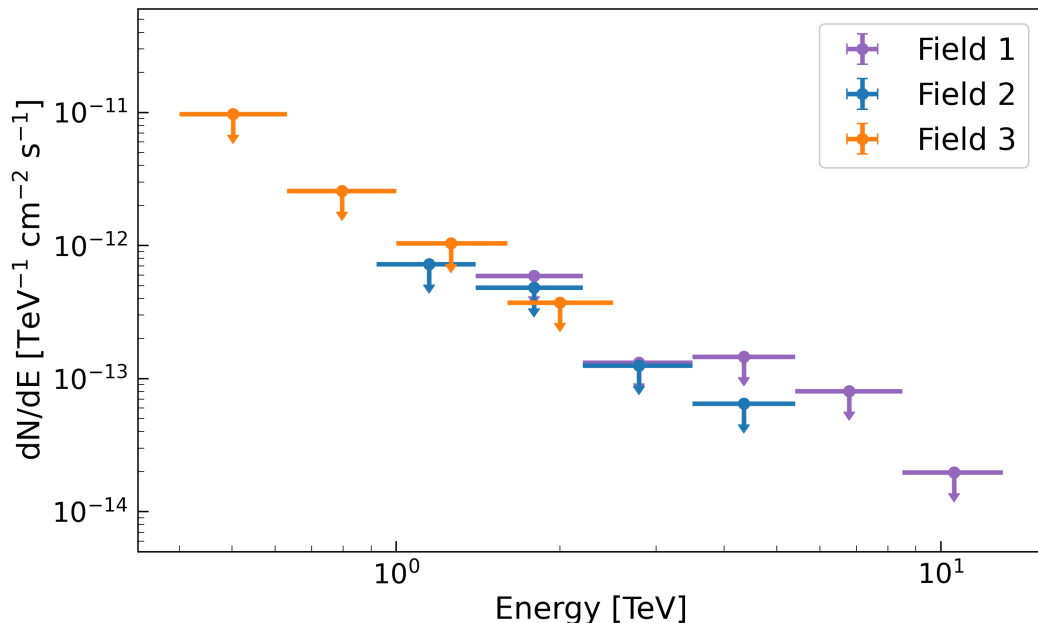
**Table 1.** Catalogue of observations conducted throughout the 5 H.E.S.S. observation nights of the 2019 DWF campaign. All observation times are presented in UTC.

detected by any instrument; therefore, the data collected by H.E.S.S. will not be presented in the following.

#### 4.1 Deeper Wider Faster Campaign

The Deeper Wider Faster (DWF) campaigns are coordinated multi-wavelength and multi-messenger monitoring and follow-up observations of fast transients with a special interest in FRBs [73]. They involve a large range of ground and space-based facilities conducting coordinated, simultaneous observations of pre-defined fields. In addition, multiple facilities are on stand-by allowing for fast reaction follow-up in case of interesting detections during these observations. H.E.S.S. participated in both aspects of the DWF campaign discussed here. H.E.S.S. participated in a DWF observation campaign from June 23 until June 29, 2019. Several facilities observed three pre-defined targets – Field 1, Field 2, and Field 3 – centered at (16h26m00s,  $-73^{\circ}00'00''$ ), (19h08m00s,  $64^{\circ}30'00''$ ), and (21h44m25s,  $-40^{\circ}54'00''$ ), respectively. The observations were aimed at detecting potential FRBs and their counterparts. Fields 1 and 2 included the galaxies NGC 6101 and NGC 6744 within their FoV, while Field 3 was centered on the host galaxy of FRB 20180924B [26]. This campaign was conducted over 5 nights. These observations were taken under moderate moonlight conditions and served the commissioning of H.E.S.S. moonlight observations. The H.E.S.S. observation summary, given in Table 1, serves to search for VHE emission from any detected FRB or FRB sources. No FRBs were detected in this campaign.

After passing the quality checks, the data on the three fields were analyzed, each night separately. No significant VHE gamma-ray signal was found for individual nights, nor when stacking all five. The 99% C.L. upper limits derived from this analysis are shown in Figure 4.



**Figure 4.** Differential 99% C.L. upper limits derived from the H.E.S.S. observational data taken on Field 1, 2, and 3 during the DWF campaign. The timescales used to derive these limits correspond to the H.E.S.S. observation durations for each source, as specified in the main text and in [Table 1](#).

## 4.2 MeerKAT Campaigns

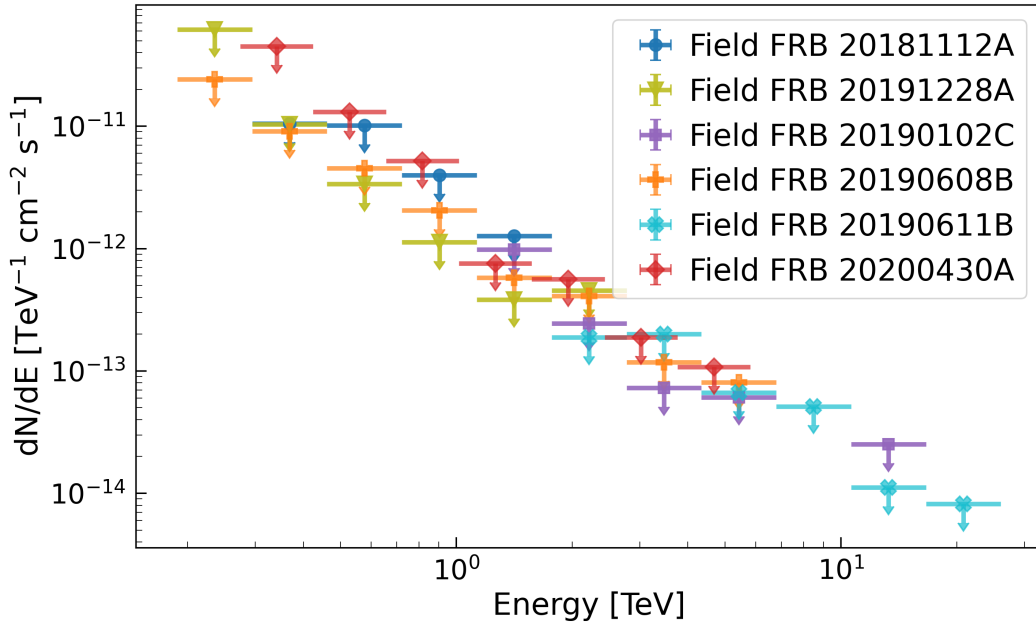
H.E.S.S. has participated in FRB campaigns led by the MeerKAT radio telescope since 2019. MeerKAT, a precursor of the Square Kilometer Array (SKA) [74], is a radio interferometer in the Karoo region of South Africa [75].

In 2019, H.E.S.S. joined the first night of campaigns targeting the southern repeating FRB 20171019A (22h17m31.92s, -8d39'32.4'), conducted over two nights of observations on September 27 and October 18. The campaign aimed to search for variability through simultaneous observations with H.E.S.S. and MeerKAT, ensuring contemporaneous data in the radio and VHE gamma-ray domains. Additionally, 2 ks of Swift ToO observations were conducted on September 28 (18:37:02–21:52:54 UTC) and October 18 (18:03:00–20:03:00 UTC), providing complementary data in the X-ray and UV ranges. The analysis of 1.8 hours of H.E.S.S. data did not reveal any significant excess of gamma-ray emission above the expected background from the direction of FRB 20171019A. The flux integral upper limits were calculated with a 95 % C.L. and assuming an energy dependence following  $E^{-2}$ . This resulted in  $\Phi_\gamma(E > 120 \text{ GeV}) < 2.10 \times 10^{-12} \text{ cm}^{-2}\text{s}^{-1}$  [76]. Additionally, no emission in radio, X-ray, or ultraviolet wavelengths was detected from the region of FRB20171019A, and upper limits were established [76].

Subsequently, in 2021, H.E.S.S. participated in a new campaign to observe seven FRB sources in collaboration with MeerKAT, with X-rays observations performed by Swift, and optical observations by ATOM and MeerLicht (see [Table 2](#)). The campaign aimed to detect gamma-ray emission or set limits on the persistent emission. The campaign was divided into three epochs as follows: a first epoch with observations carried out solely by MeerKAT, and two epochs (labeled 2A and 2B), with simultaneous observations by MeerKAT, H.E.S.S., and Swift. Each MeerKAT observation was accompanied by 2 ks of Swift observations. Epoch 2A

FIELD	MEERKAT OBSERVATIONS	H.E.S.S. OBSERVATIONS	H.E.S.S. TARGET	EPOCH
FRB 20200430A	28 Jul 2021 18:11 - 20:50	28 Jul 2021 18:16 - 20:11	(15h18m50s, 12d22'34'')	2A
FRB 20190608B	2 Sep 2021 21:00 - 23:30	2 Sep 2021 21:00 - 23:25	(22h16m05s, -7d53'54'')	2B
FRB 20181112A	3 Sep 2021 20:45 - 23:15	3 Sep 2021 21:16 - 22:13	(21h49m24s, -52d58'15'')	2B
FRB 20190102C	4 Sep 2021 20:15 - 22:45	4 Sep 2021 20:18 - 22:43	(21h29m40s, -79d28'31'')	2B
FRB 20190611B	5 Sep 2021 20:15 - 22:45	5 Sep 2021 20:18 - 22:45	(21h22m58s, -79d23'51'')	2B
FRB 20191228A	6 Sep 2021 21:30 - 00:00	6 Sep 2021 21:16 - 00:11	(22h57m43s, -29d35'38'')	2B

**Table 2.** Details of the FRB fields observed during the 2021 MeerKAT campaign. All observation times are presented in UTC time.



**Figure 5.** Differential 99% C.L. upper limits derived from the H.E.S.S. observational data taken on the targets of the MeerKAT campaign of 2019. The timescales used to derive these limits correspond to the H.E.S.S. observation durations for each source, as specified in the main text.

observations specifically targeted FRB 20200430A and were conducted on July 28, 2021 for 2 hours, while Epoch 2B targeted five different sources (FRB 20190608B, FRB 20181112A, FRB 20190102C, FRB 20190611B, and FRB 20191228A) for 2.5 hours each night from September 2-6, 2021. The epoch 2B campaign prioritized well-localized sources and incorporated a mix of repeating and non-repeating FRB sources. No significant gamma-ray emission was detected. The gamma-ray differential upper limits for the six fields observed by H.E.S.S. are depicted in Figure 5. No persistent radio emission was detected by MeerKAT either. While observing the position of FRB 20190611B, the FRB 20210410D was discovered [77].

## 5 Discussion and conclusions

The H.E.S.S. collaboration has conducted extensive observations targeting localized FRB sources, potential repeating FRBs sources, and magnetars. These efforts, which included follow-up observations triggered by radio and X-ray detections and coordinated multi-wavelength

campaigns, aimed at enhancing our understanding of the environments and potential emission mechanisms behind FRBs. However, no significant VHE gamma-ray emission has been detected from any of the targets. Nonetheless, the H.E.S.S. collaboration’s FRB programme remains crucial for investigating these intriguing astrophysical sources [2, 3] and shedding light on their still unknown origins and emission mechanisms [32–34, 78]. The H.E.S.S. programme complements the one performed by VERITAS [79, 80]. VERITAS’s proximity to the radio telescope CHIME, only separated by  $8.7^\circ$  in longitude, allows it to observe sources approximately 30 minutes past culmination as they transit through the CHIME field of view.

Among the fields observed by H.E.S.S. from 2015 to 2022, nine contain localized FRBs, for which information on the radio burst, the host galaxy and chance association is provided in the literature and in Table 3. The radio luminosity of the extragalactic FRB bursts mentioned in this work is between  $10^{41}$  erg s $^{-1}$  and  $10^{45}$  erg s $^{-1}$ . We summarize the information on these nine localized FRBs in Table 3. Using H.E.S.S. observations, we can set a limit on the continuous VHE emission of the environment associated with these sources. We calculate the gamma-ray luminosity upper limits by correcting the 99% C.L. integral flux upper-limits for EBL absorption using the redshift values in Table 3. The H.E.S.S. upper limit on the VHE luminosity of extragalactic FRB positions ranges between  $10^{44}$  erg s $^{-1}$  and  $10^{48}$  erg s $^{-1}$  for redshifts ranging between 0.11 and 0.49. The upper limits are comparable to the upper limits derived by Fermi-LAT [81]. On the other hand, [82] expected continuous luminosities can reach  $10^{39}$  erg s $^{-1}$  at 1 TeV, lying several orders of magnitude below the H.E.S.S. upper limits derived in this work. ranging between  $10^{44}$  erg s $^{-1}$  and  $10^{48}$  erg s $^{-1}$ . This continuous luminosity can reach  $10^{42}$  erg s $^{-1}$  at 1 GeV requiring a lower energy threshold and a better sensitivity that might be achievable with future instruments. In comparison observation on FRB 20121102 and FRB 20220912A place upper limits of  $3 \times 10^{41}$  erg s $^{-1}$  [83] and  $1.4 \times 10^{41}$  erg s $^{-1}$  [84] in the X-ray domain respectively.

As for the transient VHE emission expected from the FRB source, [85], expects a total energy of around  $10^{48}$  erg for VHE bursts accompanying FRBs in the TeV domain. This emission is expected to be detectable by Cherenkov Telescopes from a distance of 100 Mpc. From [70] the H.E.S.S. sensitivity to such burst is  $10^{-9}$  erg cm $^{-2}$ , requiring a VHE total emission above  $10^{46}$  erg to  $10^{48}$  erg from the sources in this sample to be able to be detected by H.E.S.S. In comparison, observation of FRB 20200120E with Konus-Wind place upper bounds of  $2 \times 10^{44}$  erg in the 20 - 1500 keV energy range. Moreover, observation on FRB 20180916B in the optical and X-ray ranges suggest respective ratios of  $E_{optical}/E_{radio} < 10^2$  and  $E_X/E_{radio} < 10^7$  [86]. Therefore, we conclude that probing VHE emission from FRB sources with H.E.S.S. provides valuable constraints on theoretical models for these enigmatic bursts, especially for multi-wavelength campaigns where the FRB might occur during VHE observation time. H.E.S.S. remains the only instrument located in the Southern Hemisphere that can probe possible VHE emission from transient events making it invaluable for the worldwide effort to search for FRB counterparts.

Moreover, the application of new tools to search for transient phenomena in gamma-ray data [87] and the advent of wide-field radio surveys will enable a more complete picture of FRBs. A significant increase in the number of FRB events will be facilitated by SKA and the new and expanded interferometer CHIME/CHORD [15], which will expand the samples of events with accurate localization and will improve the characterization of their radio properties as well as the investigation of their local environments [88]. In the future, the commissioning of the Cherenkov Telescope Array Observatory (CTAO) will further enhance the likelihood of detecting emission from FRB sources in the VHE domain. Compared with

current VHE instruments, CTAO will be an order of magnitude more sensitive above 1 TeV, with several times better sensitivity in the range 30–100 GeV where the effects of EBL absorption are lower. With better sensitivity, CTAO will be able to resolve shorter time-scale variability by collecting more events and the hunt for FRB counterparts becomes much more efficient with a luminosity upper limit that can go down to  $10^{42} - 10^{43}$  erg s<sup>-1</sup> for FRB 20190608B, the closest case from this sample.

SOURCE	DETECTION	REPEATER	REDSHIFT	$L_{r,\text{FRB}}$ [erg s <sup>-1</sup> ]	$L_{r,\text{host}}$ [erg s <sup>-1</sup> ]	Chance Association	REF.	$L_{\text{VHE,host}}$ [erg s <sup>-1</sup> ]
FRB 20190806A	UTMOST	No	$\lesssim 0.32$	–	–	–	[61]	$< 3.61 \times 10^{45}$
FRB 20150418A	PARKES	No	0.4920	$< 1.3 \times 10^{42}$	$5.6 \times 10^{39}$ *	0.0018	[53, 89, 90]	$< 4.35 \times 10^{46}$
FRB 20180924B	ASKAP	No	0.3212	$3.27 \times 10^{43}$	$< 3.49 \times 10^{38}$	0.0018	[90–92]	$< 2.41 \times 10^{45}$
FRB 20200430A	ASKAP	No	0.1600	–	$< 5.01 \times 10^{37}$	0.0051	[90–92]	$< 3.84 \times 10^{44}$
FRB 20190608B	ASKAP	No	0.1178	$9.88 \times 10^{41}$	$< 2.31 \times 10^{37}$	0.0016	[90–92]	$< 1.47 \times 10^{44}$
FRB 20181112A	ASKAP	No	0.4755	$2.69 \times 10^{45}$	$< 8.37 \times 10^{38}$	0.0257	[90–92]	$< 1.53 \times 10^{46}$
FRB 20190102C	ASKAP	No	0.2912	$2.0 \times 10^{44}$	$< 2.71 \times 10^{38}$	0.0050	[90–92]	$< 2.82 \times 10^{46}$
FRB 20190611B	ASKAP	No	0.3778	$5.03 \times 10^{43}$	–	0.0169	[90, 91]	$< 5.89 \times 10^{47}$
FRB 20191228A	ASKAP	No	0.2432	$1.49 \times 10^{44}$	$< 2.21 \times 10^{38}$ *	0	[93]	$< 1.07 \times 10^{45}$
FRB 20200428D (SGR 1935+2154)	CHIME	No	6.6–12.5 kpc	$3 \times 10^{36}$	–	–	[70]	$< 1.27 \times 10^{34}$

\* Steady radio luminosity from resolved region inside the host.

**Table 3.** Host galaxy properties for localized FRBs studied by H.E.S.S. Spectroscopic redshifts are reported to four significant digits (typical uncertainty) [90]. The chance association of the FRB to their host galaxies are taken from the works cited in Ref.  $L_{\text{VHE,host}}$  constrains the VHE gamma-ray luminosity from the region of the FRB during the H.E.S.S. observations and was obtained assuming a E<sup>-2</sup> spectrum and after correcting for EBL absorption.

## Acknowledgments

The support of the Namibian authorities and of the University of Namibia in facilitating the construction and operation of H.E.S.S. is gratefully acknowledged, as is the support by the German Ministry for Education and Research (BMBF), the Max Planck Society, the Helmholtz Association, the French Ministry of Higher Education, Research and Innovation, the Centre National de la Recherche Scientifique (CNRS/IN2P3 and CNRS/INSU), the Commissariat à l'énergie atomique et aux énergies alternatives (CEA), the U.K. Science and Technology Facilities Council (STFC), the Irish Research Council (IRC) and the Science Foundation Ireland (SFI), the Polish Ministry of Education and Science, agreement no. 2021/WK/06, the South African Department of Science and Innovation and National Research Foundation, the University of Namibia, the National Commission on Research, Science & Technology of Namibia (NCRST), the Austrian Federal Ministry of Education, Science and Research and the Austrian Science Fund (FWF), the Australian Research Council (ARC), the Japan Society for the Promotion of Science, the University of Amsterdam and the Science Committee of Armenia grant 21AG-1C085. We appreciate the excellent work of the technical support staff in Berlin, Zeuthen, Heidelberg, Palaiseau, Paris, Saclay, Tübingen and in Namibia in the construction and operation of the equipment. This work benefited from services provided by the H.E.S.S. Virtual Organisation, supported by the national resource providers of the EGI Federation.

## References

- [1] D. Thornton, B. Stappers, M. Bailes, B. Barsdell, S. Bates, N.D.R. Bhat et al., *A Population of Fast Radio Bursts at Cosmological Distances*, *Science* **341** (2013) 53 [1307.1628].
- [2] E. Petroff, J.W.T. Hessels and D.R. Lorimer, *Fast radio bursts*, *The Astronomy and Astrophysics Review* **27** (2019) 4 [1904.07947].
- [3] J.M. Cordes and S. Chatterjee, *Fast Radio Bursts: An Extragalactic Enigma*, *Annual Review of Astronomy and Astrophysics* **57** (2019) 417 [1906.05878].
- [4] M. Bhardwaj, B.M. Gaensler, V.M. Kaspi, T.L. Landecker, R. McKinnon, D. Michilli et al., *A Nearby Repeating Fast Radio Burst in the Direction of M81*, *The Astrophysical Journal Letter* **910** (2021) L18 [2103.01295].
- [5] F. Kirsten, B. Marcote, K. Nimmo, J.W.T. Hessels, M. Bhardwaj, S.P. Tendulkar et al., *A repeating fast radio burst source in a globular cluster*, *Nature* **602** (2022) 585 [2105.11445].
- [6] A.B. Pearlman, P. Scholz, S. Bethapudi, J.W.T. Hessels, V.M. Kaspi, F. Kirsten et al., *Multiwavelength constraints on the origin of a nearby repeating fast radio burst source in a globular cluster*, *Nature Astronomy* **9** (2025) 111 [2308.10930].
- [7] S.D. Ryder, K.W. Bannister, S. Bhandari, A.T. Deller, R.D. Ekers, M. Glowacki et al., *A luminous fast radio burst that probes the Universe at redshift 1*, *Science* **382** (2023) 294 [2210.04680].
- [8] W.A. Majid, A.B. Pearlman, T.A. Prince, R.S. Wharton, C.J. Naudet, K. Bansal et al., *A bright fast radio burst from frb 20200120e with sub-100 nanosecond structure*, *The Astrophysical Journal Letters* **919** (2021) L6.
- [9] K. Nimmo, J.W.T. Hessels, F. Kirsten, A. Keimpema, J.M. Cordes, M.P. Snelders et al., *Burst timescales and luminosities as links between young pulsars and fast radio bursts*, *Nature Astronomy* **6** (2022) 393 [2105.11446].

- [10] M.P. Snelders, K. Nimmo, J.W.T. Hessels, Z. Bensellam, L.P. Zwaan, P. Chawla et al., *Detection of ultra-fast radio bursts from FRB 20121102A*, *Nature Astronomy* **7** (2023) 1486 [2307.02303].
- [11] CHIME/FRB collaboration, *The First CHIME/FRB Fast Radio Burst Catalog*, *The Astrophysical Journal Supplement* **257** (2021) 59.
- [12] R. Luo, Y. Men, K. Lee, W. Wang, D.R. Lorimer and B. Zhang, *On the FRB luminosity function - - II. Event rate density*, *Monthly Notices of the Royal Astronomical Society* **494** (2020) 665 [2003.04848].
- [13] D.R. Lorimer et al., *A Bright Millisecond Radio Burst of Extragalactic Origin*, *Science* **318** (2007) 777 [0709.4301].
- [14] D. Thornton et al., *A Population of Fast Radio Bursts at Cosmological Distances*, *Science* **341** (2013) 53 [1307.1628].
- [15] CHIME/FRB Collaboration, B.C. Andersen, K. Bandura, M. Bhardwaj, P. Boubel, M.M. Boyce et al., *CHIME/FRB Discovery of Eight New Repeating Fast Radio Burst Sources*, *The Astrophysical Journal Letters* **885** (2019) L24 [1908.03507].
- [16] E. Petroff et al., *FRBCAT: The Fast Radio Burst Catalogue*, *Publications of the Astronomical Society of Australia* **33** (2016) e045 [1601.03547].
- [17] Chime/Frb Collaboration, B.C. Andersen, K. Bandura, M. Bhardwaj, P.J. Boyle, C. Brar et al., *CHIME/FRB Discovery of 25 Repeating Fast Radio Burst Sources*, *The Astrophysical Journal* **947** (2023) 83 [2301.08762].
- [18] M. Caleb, L.G. Spitler and B.W. Stappers, *One or several populations of fast radio burst sources?*, *Nature Astronomy* **2** (2018) 839 [1811.00360].
- [19] Z. Pleunis, D. Michilli, C.G. Bassa, J.W.T. Hessels, A. Naidu, B.C. Andersen et al., *LOFAR Detection of 110-188 MHz Emission and Frequency-dependent Activity from FRB 20180916B*, *The Astrophysical Journal Letter* **911** (2021) L3 [2012.08372].
- [20] V. Gajjar, A.P.V. Siemion, D.C. Price, C.J. Law, D. Michilli, J.W.T. Hessels et al., *Highest Frequency Detection of FRB 121102 at 4-8 GHz Using the Breakthrough Listen Digital Backend at the Green Bank Telescope*, *The Astrophysical Journal* **863** (2018) 2 [1804.04101].
- [21] CHIME/FRB collaboration, *Periodic activity from a fast radio burst source*, *Nature* **582** (2020) 351 [2001.10275].
- [22] M. Cruces, L.G. Spitler, P. Scholz, R. Lynch, A. Seymour, J.W.T. Hessels et al., *Repeating behaviour of FRB 121102: periodicity, waiting times, and energy distribution*, *Monthly Notices of the Royal Astronomical Society* **500** (2021) 448 [2008.03461].
- [23] K.M. Rajwade, M.B. Mickaliger, B.W. Stappers, V. Morello, D. Agarwal, C.G. Bassa et al., *Possible periodic activity in the repeating FRB 121102*, *Monthly Notices of the Royal Astronomical Society* **495** (2020) 3551 [2003.03596].
- [24] B.C. CHIME/FRB Collaboration, Andersen, K. Bandura, M. Bhardwaj, P.J. Boyle, C. Brar, D. Breitman et al., *Sub-second periodicity in a fast radio burst*, *Nature* **607** (2022) 256 [2107.08463].
- [25] S. Chatterjee, C.J. Law, R.S. Wharton, S. Burke-Spolaor, J.W.T. Hessels, G.C. Bower et al., *A direct localization of a fast radio burst and its host*, *Nature* **541** (2017) 58 [1701.01098].
- [26] K.W. Bannister, A.T. Deller, C. Phillips, J.P. Macquart, J.X. Prochaska, N. Tejos et al., *A single fast radio burst localized to a massive galaxy at cosmological distance*, *Science* **365** (2019) 565 [1906.11476].
- [27] S.D. Ryder, K.W. Bannister, S. Bhandari, A.T. Deller, R.D. Ekers, M. Glowacki et al., *A*

- luminous fast radio burst that probes the Universe at redshift 1*, *Science* **382** (2023) 294 [2210.04680].
- [28] A.C. Gordon, W.-f. Fong, C.D. Kilpatrick, T. Eftekhari, J. Leja, J.X. Prochaska et al., *The Demographics, Stellar Populations, and Star Formation Histories of Fast Radio Burst Host Galaxies: Implications for the Progenitors*, *The Astrophysical Journal* **954** (2023) 80 [2302.05465].
- [29] A. Domínguez, J.R. Primack, D.J. Rosario, F. Prada, R.C. Gilmore, S.M. Faber et al., *Extragalactic background light inferred from AEGIS galaxy-SED-type fractions*, *Monthly Notices of the Royal Astronomical Society* **410** (2011) 2556 [1007.1459].
- [30] A. Franceschini and G. Rodighiero, *The extragalactic background light revisited and the cosmic photon-photon opacity (Corrigendum)*, *Astronomy & Astrophysics* **614** (2018) C1.
- [31] E. Platts, A. Weltman, A. Walters, S.P. Tendulkar, J.E.B. Gordin and S. Kandhai, *A living theory catalogue for fast radio bursts*, *Physics Reports* **821** (2019) 1 [1810.05836].
- [32] B. Zhang, *The physical mechanisms of fast radio bursts*, *Nature* **587** (2020) 45 [2011.03500].
- [33] D. Xiao, F. Wang and Z. Dai, *The physics of fast radio bursts*, *Science China Physics, Mechanics, and Astronomy* **64** (2021) 249501 [2101.04907].
- [34] B. Zhang, *The physics of fast radio bursts*, *Reviews of Modern Physics* **95** (2023) 035005 [2212.03972].
- [35] Y. Lyubarsky, *A model for fast extragalactic radio bursts.*, *Monthly Notices of the Royal Astronomical Society* **442** (2014) L9 [1401.6674].
- [36] A.M. Beloborodov, *A Flaring Magnetar in FRB 121102?*, *The Astrophysical Journal Letters* **843** (2017) L26 [1702.08644].
- [37] S. Mereghetti, V. Savchenko, C. Ferrigno, D. Götz, M. Rigoselli, A. Tiengo et al., *INTEGRAL Discovery of a Burst with Associated Radio Emission from the Magnetar SGR 1935+2154*, *The Astrophysical Journal Letter* **898** (2020) L29 [2005.06335].
- [38] C.K. Li, L. Lin, S.L. Xiong, M.Y. Ge, X.B. Li, T.P. Li et al., *HXMT identification of a non-thermal X-ray burst from SGR J1935+2154 and with FRB 200428*, *Nature Astronomy* **5** (2021) 378 [2005.11071].
- [39] M. Tavani, C. Casentini, A. Ursi, F. Verrecchia, A. Addis, L.A. Antonelli et al., *An X-ray burst from a magnetar enlightening the mechanism of fast radio bursts*, *Nature Astronomy* **5** (2021) 401 [2005.12164].
- [40] M. Tavani, C. Casentini, A. Ursi, F. Verrecchia, A. Addis, L.A. Antonelli et al., *An x-ray burst from a magnetar enlightening the mechanism of fast radio bursts*, *Nature Astronomy* **5** (2021) 401.
- [41] C. Hoischen, M. Füßling, S. Ohm, A. Balzer, H. Ashkar, K. Bernlöhr et al., *The H.E.S.S. transients follow-up system*, *Astronomy & Astrophysics* **666** (2022) A119 [2203.05458].
- [42] F. Aharonian, A.G. Akhperjanian, A.R. Bazer-Bachi, M. Beilicke, W. Benbow, D. Berge et al., *Observations of the Crab nebula with H.E.S.S.*, *Astronomy & Astrophysics* **457** (2006) 899 [astro-ph/0607333].
- [43] E. Fernandez, *The MAGIC gamma-ray telescope: status and first results*, *Nuclear Physics B Proceedings Supplements* **151** (2006) 381.
- [44] J. Holder, R.W. Atkins, H.M. Badran, G. Blaylock, S.M. Bradbury, J.H. Buckley et al., *The first VERITAS telescope*, *Astroparticle Physics* **25** (2006) 391 [astro-ph/0604119].
- [45] J. Bolmont, P. Corona, P. Gauron, P. Ghislain, C. Goffin, L. Guevara Riveros et al., *The camera of the fifth H.E.S.S. telescope. Part I: System description*, *Nuclear Instruments and*

*Methods in Physics Research Section A: Accelerators, Spectrometers, Detectors and Associated Equipment* **761** (2014) 46.

- [46] H. E. S. S. Collaboration, H. Abdalla, F. Aharonian, F. Ait Benkhali, E.O. Angüner, C. Arcaro et al., *Revealing x-ray and gamma ray temporal and spectral similarities in the GRB 190829A afterglow*, *Science* **372** (2021) 1081 [2106.02510].
- [47] P. Hofverberg, R. Kankanyan, M. Panter, G. Hermann, W. Hofmann, C. Deil et al., *Commissioning and Initial Performance of the H.E.S.S. II Drive System*, *International Cosmic Ray Conference* **33** (2013) 3092 [1307.4550].
- [48] A. Balzer, M. Füßling, P. Hofverberg, R.D. Parsons and for the H.E.S.S. collaboration, *The performance of the H.E.S.S. target of opportunity alert system*, *Journal of Physics: Conference Series* **664** (2015) 082002.
- [49] M. de Naurois and L. Rolland, *A high performance likelihood reconstruction of  $\gamma$ -rays for imaging atmospheric Cherenkov telescopes*, *Astroparticle Physics* **32** (2009) 231 [0907.2610].
- [50] D. Berge, S. Funk and J. Hinton, *Background modelling in very-high-energy  $\gamma$ -ray astronomy*, *Astronomy & Astrophysics* **466** (2007) 1219 [astro-ph/0610959].
- [51] R.D. Parsons and J.A. Hinton, *A Monte Carlo template based analysis for air-Cherenkov arrays*, *Astroparticle Physics* **56** (2014) 26 [1403.2993].
- [52] W.A. Rolke, A.M. López and J. Conrad, *Limits and confidence intervals in the presence of nuisance parameters*, *Nuclear Instruments and Methods in Physics Research A* **551** (2005) 493 [physics/0403059].
- [53] E.F. Keane, S. Johnston, S. Bhandari, E. Barr, N.D.R. Bhat, M. Burgay et al., *The host galaxy of a fast radio burst*, *Nature* **530** (2016) 453 [1602.07477].
- [54] M. Bailes, A. Jameson, C. Flynn, T. Bateman, E.D. Barr, S. Bhandari et al., *The UTMOST: A Hybrid Digital Signal Processor Transforms the Molonglo Observatory Synthesis Telescope*, *Publications of the Astronomical Society of Australia* **34** (2017) e045 [1708.09619].
- [55] E.F. Keane, E.D. Barr, A. Jameson, V. Morello, M. Caleb, S. Bhandari et al., *The SURvey for Pulsars and Extragalactic Radio Bursts - I. Survey description and overview*, *Monthly Notices of the Royal Astronomical Society* **473** (2018) 116 [1706.04459].
- [56] E. Petroff et al., *A polarized fast radio burst at low Galactic latitude*, *Monthly Notices of the Royal Astronomical Society* **469** (2017) 4465 [1705.02911].
- [57] H. E. S. S. Collaboration, H. Abdalla, A. Abramowski, F. Aharonian, F. Ait Benkhali, A.G. Akhperjanian et al., *First limits on the very-high energy gamma-ray afterglow emission of a fast radio burst. H.E.S.S. observations of FRB 150418*, *Astronomy & Astrophysics* **597** (2017) A115 [1611.09209].
- [58] G.J. Feldman and R.D. Cousins, *Unified approach to the classical statistical analysis of small signals*, *Physical Review D (Particles and Fields)* **57** (1998) 3873 [physics/9711021].
- [59] T.P. Li and Y.Q. Ma, *Analysis methods for results in gamma-ray astronomy.*, *The Astrophysical Journal* **272** (1983) 317.
- [60] M. Caleb, C. Flynn, M. Bailes, E.D. Barr, T. Bateman, S. Bhandari et al., *The first interferometric detections of fast radio bursts*, *Monthly Notices of the Royal Astronomical Society* **468** (2017) 3746 [<https://academic.oup.com/mnras/article-pdf/468/3/3746/13865319/stx638.pdf>].
- [61] V. Gupta, M. Bailes, A. Jameson, C. Flynn, W. Farah, T. Bateman et al., *FRB190806 found at UTMOST*, *The Astronomer's Telegram* **12995** (2019) 1.
- [62] CHIME/FRB Collaboration, B.C. Andersen, K.M. Bandura, M. Bhardwaj, A. Bij, M.M. Boyce

- et al., *A bright millisecond-duration radio burst from a Galactic magnetar*, *Nature* **587** (2020) 54 [2005.10324].
- [63] C. Bochenek, S. Kulkarni, V. Ravi, D. McKenna, G. Hallinan and K. Belov, *Independent detection of the radio burst reported in ATel #13681 with STARE2*, *The Astronomer's Telegram* **13684** (2020) 1.
- [64] C.F. Zhang, J.C. Jiang, Y.P. Men, B.J. Wang, H. Xu, J.W. Xu et al., *A highly polarised radio burst detected from SGR 1935+2154 by FAST*, *The Astronomer's Telegram* **13699** (2020) 1.
- [65] A. Ridnaia, D. Svinkin, D. Frederiks, A. Bykov, S. Popov, R. Aptekar et al., *A peculiar hard x-ray counterpart of a galactic fast radio burst*, *Nature Astronomy* **5** (2021) 372.
- [66] S.N. Zhang, B. Zhang and W.B. Lu, *Update on Insight-HXMT detection of a bright short x-ray counterpart of the Fast Radio Burst from SGR 1935+2154: No intrinsic delay between radio and X-ray flares*, *The Astronomer's Telegram* **13692** (2020) 1.
- [67] U. Giri, B.C. Andersen, P. Chawla, A.P. Curtin, E. Fonseca, V.M. Kaspi et al., *Comprehensive Bayesian analysis of FRB-like bursts from SGR 1935+2154 observed by CHIME/FRB*, *arXiv e-prints* (2023) arXiv:2310.16932 [2310.16932].
- [68] S.D. Barthelmy, M.G. Bernardini, P. D'Avanzo, J. Gropp, J.A. Kennea, A.Y. Lien et al., *Gcn circular 27657*, *GCN circ 27657* (2020) .
- [69] L. Lin, E. Göğüş, O.J. Roberts, M.G. Baring, C. Kouveliotou, Y. Kaneko et al., *Fermi/GBM View of the 2019 and 2020 Burst Active Episodes of SGR J1935+2154*, *The Astrophysical Journal Letter* **902** (2020) L43 [2010.02767].
- [70] H. Abdalla, F. Aharonian, F. Ait Benkhali, E.O. Angüner, C. Arcaro, C. Armand et al., *Searching for TeV Gamma-Ray Emission from SGR 1935+2154 during Its 2020 X-Ray and Radio Bursting Phase*, *The Astrophysical Journal* **919** (2021) 106 [2110.00636].
- [71] K.L. Page, S.D. Barthelmy, N.J. Klingler, N.P.M. Kuin, A.Y. Lien and Neil Gehrels Swift Observatory Team, *Swift detection of a new SGR 1830-0645 or a short GRB 201010A*, *GRB Coordinates Network* **28594** (2020) 1.
- [72] H. E. S. S. Collaboration, H. Abdalla, A. Abramowski, F. Aharonian, F. Ait Benkhali, E.O. Angüner et al., *The H.E.S.S. Galactic plane survey*, *Astronomy & Astrophysics* **612** (2018) A1 [1804.02432].
- [73] I. Andreoni and J. Cooke, *The Deeper Wider Faster Programme: Chasing the Fastest Bursts in the Universe*, *Southern Horizons in Time-Domain Astronomy, Proceedings of the International Astronomical Union, IAU Symposium* **339** (2019) 135 [1802.01100].
- [74] P.E. Dewdney, P.J. Hall, R.T. Schilizzi and T.J.L.W. Lazio, *The Square Kilometre Array*, *IEEE Proceedings* **97** (2009) 1482.
- [75] F. Camilo, P. Scholz, M. Serylak, S. Buchner, M. Merryfield, V.M. Kaspi et al., *Revival of the Magnetar PSR J1622-4950: Observations with MeerKAT, Parkes, XMM-Newton, Swift, Chandra, and NuSTAR*, *The Astrophysical Journal* **856** (2018) 180 [1804.01933].
- [76] J.O. Chibueze et al., *A MeerKAT, e-MERLIN, H.E.S.S., and Swift search for persistent and transient emission associated with three localized FRBs*, *Monthly Notices of the Royal Astronomical Society* **515** (2022) 1365 [2201.00069].
- [77] M. Caleb, L.N. Driessen, A.C. Gordon, N. Tejos, L. Bernales, H. Qiu et al., *A subarcsec localized fast radio burst with a significant host galaxy dispersion measure contribution*, *Monthly Notices of the Royal Astronomical Society* **524** (2023) 2064 [2302.09754].
- [78] Y. Lyubarsky, *Emission Mechanisms of Fast Radio Bursts*, *Universe* **7** (2021) 56 [2103.00470].
- [79] J. Holder, VERITAS Collaboration and R.S. Lynch, *VERITAS Observations of Fast Radio*

- Bursts, in *36th International Cosmic Ray Conference (ICRC2019)*, vol. 36 of *International Cosmic Ray Conference*, p. 698, July, 2019, DOI [1908.06471].
- [80] M. Lundy, *Gamma-ray and Optical Observations of Repeating Fast Radio Bursts with VERITAS*, *arXiv e-prints* (2021) arXiv:2108.09354 [2108.09354].
- [81] G. Principe, L. Di Venere, M. Negro, N. Di Lalla, N. Omodei, R. Di Tria et al., *Hunting for gamma-ray emission from fast radio bursts*, *Astronomy & Astrophysics* **675** (2023) A99 [2305.09428].
- [82] K. Murase, K. Kashiyama and P. Mészáros, *Erratum: A burst in a wind bubble and the impact on baryonic ejecta: high-energy gamma-ray flashes and afterglows from fast radio bursts and pulsar-driven supernova remnants*, *Monthly Notices of the Royal Astronomical Society* **467** (2017) 3542.
- [83] P. Scholz, S. Bogdanov, J.W.T. Hessels, R.S. Lynch, L.G. Spitler, C.G. Bassa et al., *Simultaneous X-Ray, Gamma-Ray, and Radio Observations of the Repeating Fast Radio Burst FRB 121102*, *The Astrophysical Journal* **846** (2017) 80 [1705.07824].
- [84] A.M. Cook, P. Scholz, A.B. Pearlman, T.C. Abbott, M. Cruces, B.M. Gaensler et al., *Contemporaneous X-Ray Observations of 30 Bright Radio Bursts from the Prolific Fast Radio Burst Source FRB 20220912A*, *The Astrophysical Journal* **974** (2024) 170 [2408.11895].
- [85] Y. Lyubarsky, *A model for fast extragalactic radio bursts*, *Monthly Notices of the Royal Astronomical Society* **442** (2014) 9 [1401.6674].
- [86] M. Trudu, M. Pilia, L. Nicastro, C. Guidorzi, M. Orlandini, L. Zampieri et al., *Simultaneous and panchromatic observations of the fast radio burst FRB 20180916B*, *Astronomy & Astrophysics* **676** (2023) A17 [2305.18628].
- [87] A. Jaitly, D. Kostunin and K. Cescon, *Searching for Short-Timescale Transients in Gamma-ray Telescope Data*, *Galaxies* **11** (2023) 88.
- [88] T. Hashimoto, T. Goto, A.Y.L. On, T.-Y. Lu, D.J.D. Santos, S.C.C. Ho et al., *Fast radio bursts to be detected with the Square Kilometre Array*, *Monthly Notices of the Royal Astronomical Society* **497** (2020) 4107 [2008.00007].
- [89] M. Giroletti, B. Marcote, M.A. Garrett, Z. Paragi, J. Yang, K. Hada et al., *FRB 150418: clues to its nature from European VLBI Network and e-MERLIN observations*, *Astronomy & Astrophysics* **593** (2016) L16 [1609.01419].
- [90] K.E. Heintz, J.X. Prochaska, S. Simha, E. Platts, W.-f. Fong, N. Tejos et al., *Host Galaxy Properties and Offset Distributions of Fast Radio Bursts: Implications for Their Progenitors*, *The Astrophysical Journal* **903** (2020) 152 [2009.10747].
- [91] G. Principe, L. Di Venere, M. Negro, N. Di Lalla, N. Omodei, R. Di Tria et al., *Hunting for gamma-ray emission from fast radio bursts*, *Astronomy & Astrophysics* **675** (2023) A99 [2305.09428].
- [92] S. Bhandari, E.M. Sadler, J.X. Prochaska, S. Simha, S.D. Ryder, L. Marnoch et al., *The Host Galaxies and Progenitors of Fast Radio Bursts Localized with the Australian Square Kilometre Array Pathfinder*, *The Astrophysical Journal Letter* **895** (2020) L37 [2005.13160].
- [93] S. Bhandari, K.E. Heintz, K. Aggarwal, L. Marnoch, C.K. Day, J. Sydnor et al., *Characterizing the Fast Radio Burst Host Galaxy Population and its Connection to Transients in the Local and Extragalactic Universe*, *The Astronomical Journal* **163** (2022) 69 [2108.01282].