

Large Language Model-Driven Closed-Loop UAV Operation with Semantic Observations

Wenhao Wang¹, Student Member, IEEE, Yanyan Li², Member, IEEE, Long Jiao, Member, IEEE¹, Jiawei Yuan¹, Senior Member, IEEE

Abstract—Recent advances in large Language Models (LLMs) have revolutionized mobile robots, including unmanned aerial vehicles (UAVs), enabling their intelligent operation within Internet of Things (IoT) ecosystems. However, LLMs still face challenges from logical reasoning and complex decision-making, leading to concerns about the reliability of LLM-driven UAV operations in IoT applications. In this paper, we propose a LLM-driven closed-loop control framework that enables reliable UAV operations powered by effective feedback and refinement using two LLM modules, i.e., a Code Generator and an Evaluator. Our framework transforms numerical state observations from UAV operations into natural language trajectory descriptions to enhance the evaluator LLM’s understanding of UAV dynamics for precise feedback generation. Our framework also enables a simulation-based refinement process, and hence eliminates the risks to physical UAVs caused by incorrect code execution during the refinement. Extensive experiments on UAV control tasks with different complexities are conducted. The experimental results show that our framework can achieve reliable UAV operations using LLMs, which significantly outperforms baseline approaches in terms of success rate and completeness with the increase of task complexity.

Index Terms—UAV, Large Language Model, Robotics, IoT.

I. INTRODUCTION

UAVS, or drones, are increasingly being integrated into IoT ecosystems to support various applications, such as surveillance and monitoring, smart cities, and infrastructure inspection [1]. Their high mobility and rich sensing capabilities make them an ideal candidate for data collection, communication, and service delivery tasks in these applications. Designing UAVs that have intelligence to perform complex tasks in these applications correctly remains challenging, as it demands both robust instruction interpretation and executing tasks with robust reasoning. Recent advances in LLMs [2]–[5] have demonstrated remarkable proficiency in robotic areas such as planning [6], navigation [7], [8], communication [9], and automation [10]. With LLMs’ exceptional natural language (NL) understanding and context generation capabilities, LLMs offer a promising avenue for robots with greater intelligence. Motivated by these developments, research efforts have been made towards the reliable integration of LLMs and UAVs [11]–[15], to enable LLM-driven UAV operations.

Despite LLMs’ potential for various robotic tasks, LLMs continue to face challenges from logical reasoning [16],

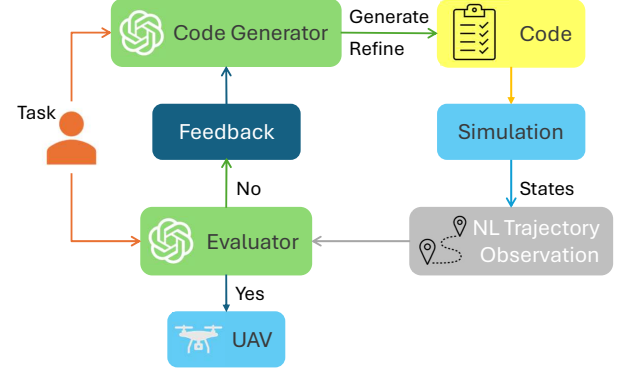


Fig. 1. Illustration of LLM-driven closed-loop UAV Operation and Refinement.

undermining their reliability in tasks that require complex decision-making. Crucially, unlike text generation applications where semantic-level accuracy is sufficient, UAV operation requires the precise execution of sequential actions. Erroneous or invalid control code can lead to unsafe UAV behavior and pose safety and security risks to the public, such as UAV crashes. Recent studies leverage prompt engineering [17] to enhance LLM in translating NL instructions into control code [11], [15], [18]. However, these approaches adopt open-loop designs and lack mechanisms to verify the correctness of the synthesized code, leaving questions such as cumulative error and temporal action consistency unsolved [19].

Inspired by control theory, more recent studies have adopted a closed-loop architecture that enables evaluation of generated code and provides feedback for refinement, thereby steering robot execution towards prescribed task objectives [20]–[26]. Nevertheless, challenges are prone. First, existing approaches prompt LLM with numerical state observations in scenarios that require insights into robot dynamics for evaluation [24], [26]. Given that LLMs exhibit limited numerical reasoning and processing capabilities [27], an LLM-driven evaluation may overlook the latent semantics of robot actions and fail to achieve a comprehensive assessment of the robot’s movements and dynamics, leading to unreliable code refinement feedback. Second, current closed-loop approaches require physical robot execution to generate state observations for evaluation [22], [24]. Such an approach may be acceptable for ground robots where occasional errors rarely cause irreparable damage. However, it poses risks for aerial platforms, as even slight control deviations can precipitate UAV crashes.

To address these challenges, we propose a novel closed-loop feedback and refinement framework that leverages semantic

This work is supported by the US National Science Foundation awards 2318710 and 2318711.

Wenhao Wang, Long Jiao, and Jiawei Yuan are with the Department of CIS, University of Massachusetts Dartmouth {wwang5, ljiao, jyuan}@umassd.edu

Yanyan Li is with the Department of CSIS, California State University San Marcos. yali@csusm.edu

observations to enhance the reliability of LLM-driven UAV control as depicted in Fig. 1. Our framework comprises two LLM modules: a **Code Generator**, which synthesizes or refines UAV operation code based on task description or evaluation feedback; and an **Evaluator**, which assesses code performance and provides feedback to guide code refinement. The process unfolds as follows: 1) The code generator first produces an initial code based on the task description; 2) The code is then executed in simulation to produce raw numerical state observation, which are subsequently transformed into an NL trajectory observation; 3) The evaluator compares NL trajectory observation against the original task specification and returns evaluation feedback; 4) If the evaluation confirms the trajectory meets the task objectives, the code will deploy on the UAV for mission execution. Otherwise, the evaluation feedback is returned to the code generator for iterative refinement. By introducing NL trajectory representations rather than numerical state information, our method significantly enhances the evaluator's comprehension of the UAV's state dynamics, thereby improving the reliability and precision of the evaluation feedback. Moreover, our method enables the refinement process in simulation, which eliminates the risks to UAVs caused by incorrect code execution during refinement, and hence supports safe and efficient development.

We conduct extensive experiments on UAV operation tasks with varying levels of complexity to evaluate the effectiveness of our proposed framework. The experimental results show that our framework achieves a 100% success rate and 100% completeness for basic operations. For complex tasks, our framework achieves an 85% success rate and 98.5% completeness. Compared with baseline approaches [15], [24], [25], our framework greatly improves both success rate and completeness when the task complexity increases. The contributions of our work can be summarized as follows:

- **Closed-Loop Refinement:** A novel closed-loop feedback and refinement framework with a code generator and an evaluator designed to enhance the reliability of LLM-driven UAV control.
- **Semantic Encoding:** A novel algorithm for converting numerical state observations into step-wise NL trajectory descriptions, thereby enhancing the evaluative reasoning process.
- **Safe Development:** A simulation-based LLM-generated UAV code evaluation that replaces physical deployment to prevent potential UAV crashes in code refinement.
- **Comprehensive Evaluation:** A comprehensive experimental evaluation that demonstrates the performance of our framework with a detailed analysis of design factors.

The remainder of this paper is structured as follows: Section II reviews and discusses existing research. Section III presents our problem formulation, which is followed by the detailed design of our proposed framework in Section IV. Section IV-D provides the evaluation and analysis of our framework. This paper is concluded in Section VI.

II. RELATED WORK

A. LLM for Robotics

LLMs have demonstrated exceptional capabilities in semantic understanding and context generation, making them invaluable in robotics. ChatGPT for Robotics [11] and Code as Policies [18] have shown significant progress in LLM to control various types of robots. In the domain of aerial platforms, TypeFly [12] introduces an end-to-end LLM framework for piloting drones via human languages, while REAL [28] integrates LLMs into a mission planning and control framework. Moreover, continual advancements in LLMs' reasoning and code generation capabilities [5], [29] are opening new opportunities for a variety of LLM-driven robotic tasks. Despite these advances, robotic performance continues to be limited by the reasoning capacity of LLMs, which frequently demonstrate unreliability when faced with tasks requiring complex reasoning [11].

B. Prompt Engineering

Recent studies have increasingly employed prompt engineering [17] to improve the reliability of LLM-driven robotic systems. For instance, GSCE proposes a prompt framework as a system prompt to improve the reliability of LLM-driven UAV control code generation [15]. Prompt engineering typically leverages two core techniques: in-context learning [30] and Chain-of-Thought (CoT) reasoning [31]. In-context learning enables the LLM to identify patterns from a limited set of examples and apply them to new situations. This facilitates the generation of control code that adheres to robot policy and how to ground task descriptions from a few examples [18], [32]. On the other hand, CoT prompts the LLM to articulate intermediate inference steps, which is valuable for robotic tasks requiring sequential, stepwise decision-making. By decomposing a task into steps, CoT encourages the production of code that aligns with each stage of the intended action plan. Prior studies have embedded CoT within the examples to guide LLMs through reasoning step-by-step via in-context learning [21], [32]. In this study, we integrate both CoT and in-context learning strategies to enhance the quality of code generation and evaluation in LLM-driven UAV control.

C. LLM-based Feedback, Evaluation, and Refinement

ChatGPT for Robotics emphasizes the necessity of human oversight for code generation [11], reflecting the fact that robotic performance remains constrained by LLMs' reasoning limitations. Moreover, LLMs exhibit sensitivity to input perturbations [33]–[35]. Thus, recent research efforts adopt closed-loop refinement strategies to verify the LLM generation for improving the reliability of LLM-driven control. For instance, PluginSafety [36] designs a module that enforces predefined logical constraints evaluation to ensure LLM-generated content adheres to predefined constraints. More recent studies employ corrective feedback to iteratively refine generated code. Some integrate human or automated checker feedback [20], [21], [37], [38] to re-prompt the LLM and improve reasoning accuracy. While others monitor the robot status

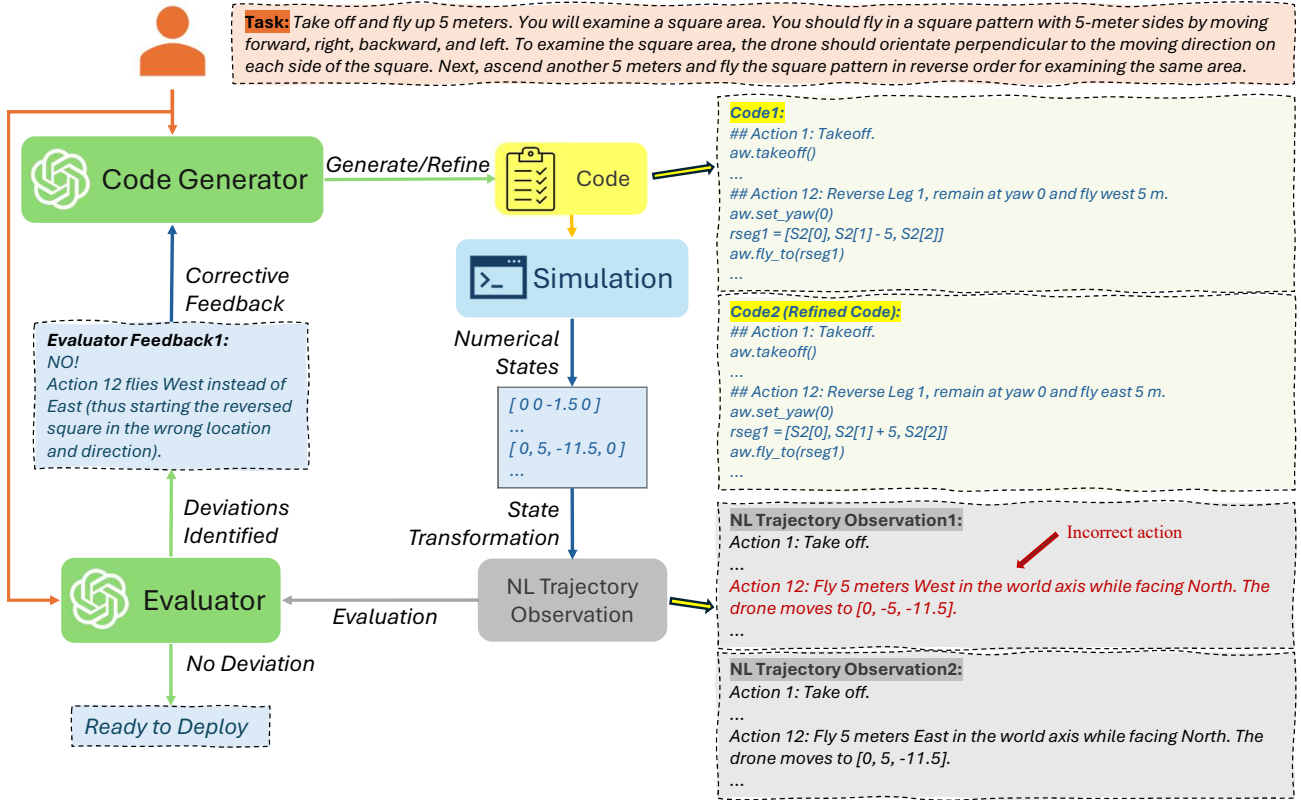


Fig. 2. An example of how our LLM-driven closed-loop feedback and refinement framework works during solving a task that requires examining a square area. In the first loop, the evaluator identifies deviations in the NL trajectory observation (action 12), providing error feedback into the code generator to refine the code. In the second loop, the evaluator confirms refined code matches the task, and the code is deployed on the UAV for mission execution.

during execution and provide feedback, such as runtime errors, robot constraints violations [22]–[24], [39]. The evaluation processes generally fall into two categories: self-evaluation and external evaluation. SELF-REFINE [25], [39] leverages a single LLM to assess and refine its own outputs based on feedback, whereas external evaluation approaches employ a secondary LLM or external evaluator to generate corrective feedback [22]–[24], [36]. In our approach, numerical state information is first transformed into NL observations, and then we use an external LLM-evaluator to provide feedback for iterative refinement.

III. PROBLEM FORMULATION

Given a UAV operation task description, the framework proposed in this paper aims to use LLMs to reason through the task description and generate accurate operation code after observation, evaluation, feedback, and refinement. Specifically, we formulate our problem by extending the LLM-driven UAV operation problem in [15] as $P = \langle s_0, S, A, T, G \rangle$, where s_0 is the initial state, $S = (s_0, s_1, s_2, \dots, s_n)$ is the finite set of discrete states encoding the UAV’s spatial position and orientation, A is the finite action (UAV skills) set, T is the deterministic transition, and $G \subseteq S$ is the goal state. For a current state S , an action $a \in A$ is selected from the skill set A , leading to a deterministic state transition: $T : S \times A \rightarrow S$ that determines the next state. A candidate solution to problem P is a sequence of actions $l = (a_1, a_2, \dots, a_n)$ that control

the UAV from the initial state s_0 through intermediate states until reaching a final state s_n . The state transitions of l yield state observations O , and evaluation $E = \langle O, P \rangle$ assesses whether O satisfies the problem objectives and outputs F as feedback. If F is “YES”, the sequence of actions l is deemed a valid solution solution that flies the UAV from s_0 to the goal state ($s_n \equiv G$); otherwise, l is iteratively refined based on the feedback F .

IV. METHODOLOGY

A. Overview

The overall idea of our proposed reliable LLM-driven closed-loop control framework for UAV operations is illustrated in Fig. 2 and Algorithm 1. Given a UAV operation task description by the user, the LLM configured as the code generator with enhanced reasoning capabilities towards UAV operation first produces the initial version of the operation code. A simulation-based execution of the code is then performed to obtain the numerical state observations. To close the gap between numerical state observations and the LLM-driven evaluation, a state transformation is designed that transforms numerical state observations into an NL trajectory observation. The evaluator analyzes the trajectory observation together with the task description. If the trajectory satisfies all task objectives in evaluation, the operation code is ready for deployment; otherwise, the evaluator provides feedback to the code generator for refinement. This process iterates

until the task objectives are achieved or the maximum number of iterations is reached. We now provide the detailed design of our code generation, trajectory observation, evaluation, feedback, and refinement in the following sections.

Algorithm 1: Closed-loop Feedback and Refinement

Input: *Task*: Task description
Output: *Code*: Code script
 $Code \leftarrow \text{Code Generator}(Task)$
 $itr \leftarrow 1$
while $itr \leq \text{maximum round do}$
 $O \leftarrow \text{State Transformation}(Code)$
 $F \leftarrow \text{Evaluator}(O, Task)$
 if “YES” in F **then**
 break
 else
 $Code \leftarrow \text{Code Generator}(F)$
 end
 $itr \leftarrow itr + 1$
end
return $Code$

B. Code Generation

The LLM-driven code generation in our framework is achieved by configuring a general-purpose LLM agent (code generator) with UAV operation-related system prompts. We adopt prompt engineering strategies proposed by the GSCE framework [15], which have been demonstrated to be effective for enhancing the reasoning capabilities of LLMs in basic UAV operation code generation. Specifically, the system prompts comprise guidelines, skill APIs, constraints, and examples. The guidelines shape the LLM’s role for code generation, the skill APIs empower LLM to employ appropriate functions, the constraints regulate LLM with robotic policies, and the examples are pairs of query-response that serve as illustrations. These strategies serve as the basic building blocks to support the LLM-driven UAV operation code generation. On top of that, our code generation also utilizes constructive feedback from our evaluation design in section IV-D. The feedback helps the code generator obtain a more comprehensive understanding of the dynamics and interconnections among UAV operations implied by the task description, which enhances the LLM’s reasoning for code generation and code refinement.

C. Trajectory Observation

Trajectory observation constitutes the foundation of our closed-loop feedback. It embeds the observations of the UAV’s historical trajectory dynamics, thereby enabling the evaluator to identify its deviations from the task objectives. Rather than getting trajectory observations from real robots [22], [24] that can cause a UAV crash if the LLM-generated code contains errors, our framework adopts simulation-based execution to generate trajectory observations. When the LLM-generated code is executed in simulation, it produces the UAV’s state observations for each action. These observations are numerical

representations of the UAV’s states, including the UAV’s position and orientation. However, numerical observations offer limited semantic insight for an LLM-based evaluator because LLM lacks prior knowledge about interpreting the semantic meaning of numerical state tuples [27].

To bridge this gap, we transform each numerical state observation into a step-wise NL description and aggregate these into an NL trajectory observation. As shown in Fig. 1, NL description captures the semantic meaning of the state changes, such as “Move 5 meters West while facing North, the UAV moves to [0, 5]”. This transformation provides the evaluator with a clear understanding of the semantic significance of each action and overall trajectory dynamics, thereby improving the evaluator’s ability to identify deviations and generate precise feedback for code refinement.

Given the LLM-generated UAV operation code executed in simulation, Algorithm 2 presents the transformation from numerical state observations to the NL trajectory observation O . For each action identified in the $Code$, its execution in the simulation will be observed to obtain the corresponding numerical UAV state observations. Specifically, for each action a , the simulator first executes a , if a runtime error occurs, the algorithm collect and log errors alongside the corresponding action identifier in O ; otherwise, the algorithm computes the difference between the current state s_{current} and the last state s_{last} , denoted as $\Delta s = s_{\text{current}} - s_{\text{last}}$. For each element in the state difference Δs , the algorithm appends the corresponding NL description of orientation and changes in yaw, x-axis, y-axis, or z-axis to O . The algorithm also appends the UAV’s NED position to O . Upon completion of all actions, the algorithm returns the complete NL trajectory observation O .

D. Evaluation

In our framework, we design the evaluation by leveraging the LLM’s semantic reasoning capabilities to analyze the NL trajectory observation. The evaluator aims to identify deviations (if any) between the NL trajectory observation and the task description, and then construct feedback based on the deviations. Instead of using the same LLM used for code generation for self-feedback evaluation, our design employs a separate LLM to prevent the same LLM from amplifying its bias [40].

To improve the precision of LLM’s evaluation, we adopt the design principles of the code generator by configuring the evaluator as an LLM agent with a structured system prompt. However, unlike the code generator, the evaluator does not produce code but instead generates evaluation feedback. To address this issue, we construct the evaluator’s system prompt with roles, rules, and references, as depicted in Fig. 3. Specifically, the roles define the LLM agent as an evaluator that compares the NL trajectory observation against the task description, while the rules serve as explicit evaluation criteria to direct the LLM when reasoning about trajectories. Additionally, the references are exemplar trajectories that serve as benchmarks to support the evaluation of NL trajectory observations. Furthermore, the system prompt requires the evaluation outcome to be informative and constructive by providing explanations about

Algorithm 2: State Transformation

Input: *Code*: Code script
Output: *O*: Trajectory observation
 $O \leftarrow \emptyset$
foreach *action* in *Code* **do**
 $s_{\text{last}} \leftarrow \text{State Observation } (x, y, z, \theta)$
 Execute *action*
 if error executing *action* **then**
 $O \leftarrow O + \text{"Error in executing } action \text{ with error message } error\text{"}$
 end
 $s_{\text{current}} \leftarrow \text{State Observation } (x, y, z, \theta)$
 $\Delta s \leftarrow s_{\text{current}} - s_{\text{last}}$
 foreach *element* in Δs **do**
 if *element* in orientation **then**
 $O \leftarrow O + \text{"Rotate } element \text{ degrees in Yaw."}$
 else
 if *element* in NED axis **then**
 $O \leftarrow O + \text{"Move } element \text{ meters in North, East, or Down while facing } s_{\text{current}}[\theta].\text{"}$
 end
 end
 $O \leftarrow O + \text{"The UAV moves to } s_{\text{current}}[x, y, z].\text{"}$
end
end
return *O*

the depicted deviations. As demonstrated in Fig. 2, given a NL trajectory observation and a task description, the structured system prompt enables the LLM-evaluator to identify deviations from the task description and explain the errors in the trajectory observation (e.g., “Action 12 flies West instead of East”). Consequently, the code generator is aware of the errors and could correctly refine the code in the subsequent refinement process.

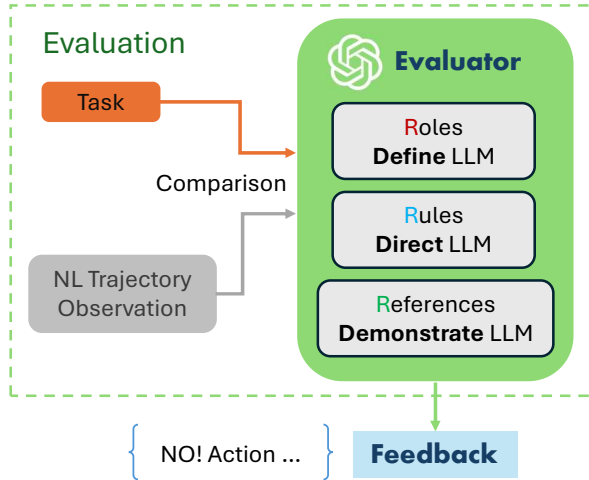


Fig. 3. The evaluation process begins by configuring the LLM agent (evaluator) via a system prompt framework that includes roles, rules, and references. Next, the trajectory observations and the task description are provided to the evaluator for comparison.

E. Feedback and Refinement

The feedback and refinement steer the LLM-generated UAV operation code towards fully satisfying the task objectives. They leverage the two LLM agents designed in section IV-B and section IV-D and form a closed-loop as illustrated in Fig. 2. Specifically, the code generator interprets the evaluation feedback F and refines the generated code accordingly. Then, the refined code is executed in the simulation again to produce a new NL trajectory observation O' for re-evaluation. The feedback and refinement loop continues iteratively until the evaluator outputs “YES”, indicating that E confirms that the refined action sequence l successfully solves the task problem P and the UAV operation code is ready for deployment. In addition, if the maximum number of iterations is reached without a successful evaluation, the evaluator suggests human intervention.

V. EXPERIMENT

The goal of this experiment is to validate the effectiveness of our proposed LLM-driven closed-loop framework in enhancing the reliability of LLM-driven UAV operation code generation. To achieve this, the experiment is designed with three primary goals: (1) to evaluate the performance of our closed-loop feedback and refinement framework in LLM-driven UAV tasks; (2) to analyze the impact of different design choices on the performance of our framework; (3) to assess the behavior of our framework under diverse task scenarios.

A. Experimental Setup

1) **Environment:** To ensure safe code execution without risking real-world failures, we conduct experiments in the “AirSim” simulator [41], which realistically simulates UAV (e.g., a quadcopter) dynamics and environmental interactions. During the experiment, UAV state information was fully accessible from the simulator in real time and utilized for closed-loop feedback and evaluation purposes.

2) **Tasks:** We propose **Basic** and **Advanced** task sets to rigorously evaluate the performance of LLM-driven control code generation across varying levels of operational complexity¹. The **Basic** set comprises 44 tasks adopted from GSCE [15]. Each task involves one or two intuitive discrete movements to evaluate LLM’s few-stage planning and basic spatial reasoning (e.g., “Turn 90° clockwise, then fly 4 meters left in the drone’s body frame”). In contrast, the **Advanced** set consists of 20 tasks that emulate real-world UAV deployment (e.g., “Take off and fly up 5 meters. You should fly in a square pattern with 5-meter sides by moving forward, right, backward, and left. Make sure the drone is oriented to the flying direction.”). These tasks demand reasoning about the objectives in the task description and require 6-19 UAV actions to reach the goal state. The advanced task set is intended to evaluate LLM’s multi-stage planning and complex spatial reasoning. Additionally, all tasks in both task sets were manually validated to avoid potential simulator-induced errors that could affect the evaluation process.

¹The complete list of tasks is available at https://github.com/ai-uavsec/CL_GSCE

3) **Compared Methods:** Three recently proposed methods [15], [24], [25] are selected as the baselines for comparison with our approach, including

- **GSCE:** An open-loop approach in which the GSCE code generator synthesizes control code based on the task prompt, without any refinement. [15]
- **LLM Self-feedback (Self-Refine):** A single LLM performs both code generation and self-refinement. The LLM analyzes NL trajectory observations to detect deviations from the task and refines code based on its self-assessment. [25]
- **Feedback with Numerical State Observations (Numerical):** This method introduces a secondary LLM serving as evaluator designed according to section IV-D. The evaluator detects deviations from numerical state observations and provides corrective guidance for the code generator for refinement. [24]

All methods described above employ “o3-mini” (o3-mini-2025-01-31) [29] as the foundational LLM. The generated code was then deployed on a quadcopter in AirSim [41] to evaluate the performance of each method. To mitigate the randomness of LLM’s output [42], we repeat each task three times in the experiment.

B. Evaluation Setup

1) **Metrics:** The performance is evaluated using two metrics as GSCE [15]: **Completeness** and **Success Rate (SR)**.

Completeness quantifies the proportion of goal states successfully reached, calculated as the ratio of the total count of correct actions to the total number of required actions of the ground truth trajectory in each task. The completeness offering insights into performance across the intermediate control process.

$$Completeness = \frac{\sum \text{correct actions}}{\text{len}(l)} \quad (1)$$

SR is grounded in real-world operational requirements, wherein the UAV must fly the trajectory precisely as humans instructed. As formalized in Eq. 2, a task is counted as a success only when the UAV reaches the final state while following the correct sequence of actions that lead to the ground truth trajectory.

$$Success = \begin{cases} 1, & Completeness = 1, \\ 0, & Completeness < 1. \end{cases} \quad (2)$$

2) **Ground Truth:** The ground truth is represented by a list of state transitions. It is a vector of four elements: $[x, y, z, \theta]$, where x , y , and z denote the UAV’s position changes in the North, East, and Down axes, and θ represents yaw rotation. We assume the UAV’s state is fully observable at all times, thereby ensuring that each transition can be precisely monitored and compared against ground truth.

C. Result and Analysis

1) **Overall Result:** The average SR and completeness across Basic and Advanced tasks are summarized in Table I. For the Basic tasks, all methods showed remarkable

TABLE I
AVERAGE SR AND COMPLETENESS OF PROPOSED METHODS

	Base Task		Advanced Task	
	SR	Completeness	SR	Completeness
GSCE [15]	100.0%	100.0%	66.7%	88.9%
Self-Refine [25]	100.0%	100.0%	50.0%	74.3%
Numerical [24]	95.5%	97.3%	73.3%	92.4%
Ours	100.0%	100.0%	85.0%	98.5%

performance. Specifically, the GSCE, Self-Refine, and Ours methods achieved 100% in both SR and completeness, while the Numerical achieved 95.5% SR and 97.3% completeness. This demonstrates their ability to generate correct code for a few-stage planning and basic spatial reasoning. However, the slightly lower performance of the Numerical method suggests that relying on numerical state observations can occasionally lead to misinterpretation in evaluation, resulting in incomplete or incorrect refinements.

Performance on the Advanced tasks declines notably across all methods as a result of increased task complexity. The open-loop GSCE method achieves only 66.7% SR, indicating that refinement becomes critical as task complexity increases. The Self-Refine method performs worse, with 50.0% SR and 74.3% completeness, proving that relying on a single LLM for both generation and self-evaluation amplifies bias [40], resulting in introducing additional errors in refinement. The Numerical method achieves 73.3% SR and 92.4% completeness, showing that it can detect some deviations; however, its numeric perspective still fails to provide reliable evaluation feedback for refinement. In contrast, our proposed method substantially outperforms all baselines, achieving 85.0% SR and 98.5% completeness on Advanced tasks. The overall results demonstrate that our proposed framework significantly enhances the reliability of LLM-driven UAV operation code generation, particularly for complex tasks that require multi-stage planning and complex spatial reasoning.

2) **Failure Cases Analysis:** We further analyze the failure cases (cases that $Success = 0$) in the Advanced task set. The analysis focuses on three aspects: (1) the number of failures and average completeness for each failed task ID with the respective ground truth action length (Fig. 4); (2) the average completeness of each failed task ID (Fig. 5); (3) the amount of task that experienced failure and the average completeness of all failed tasks (Table II).

The results in Fig. 4 reveal a clear trend that all methods exhibit a notable increase in failures as task complexity increases (i.e., more likely to fail on tasks with longer action length). Specifically, the baseline GSCE method failed in 11 out of 20 tasks (55% of the Advanced set), with an average completeness of 77.4%. This indicates that the GSCE method can reason through a substantial portion of the task correctly, however, it still struggles to maintain full alignment with the objectives of the task. This result highlights the need for improvement in the completeness of failed tasks to reduce overall failure rates. The Self-Refine method exhibited the weakest performance, with failures on 17 tasks (85% of Advanced tasks). Moreover, the failures in Self-Refine were the least complete among

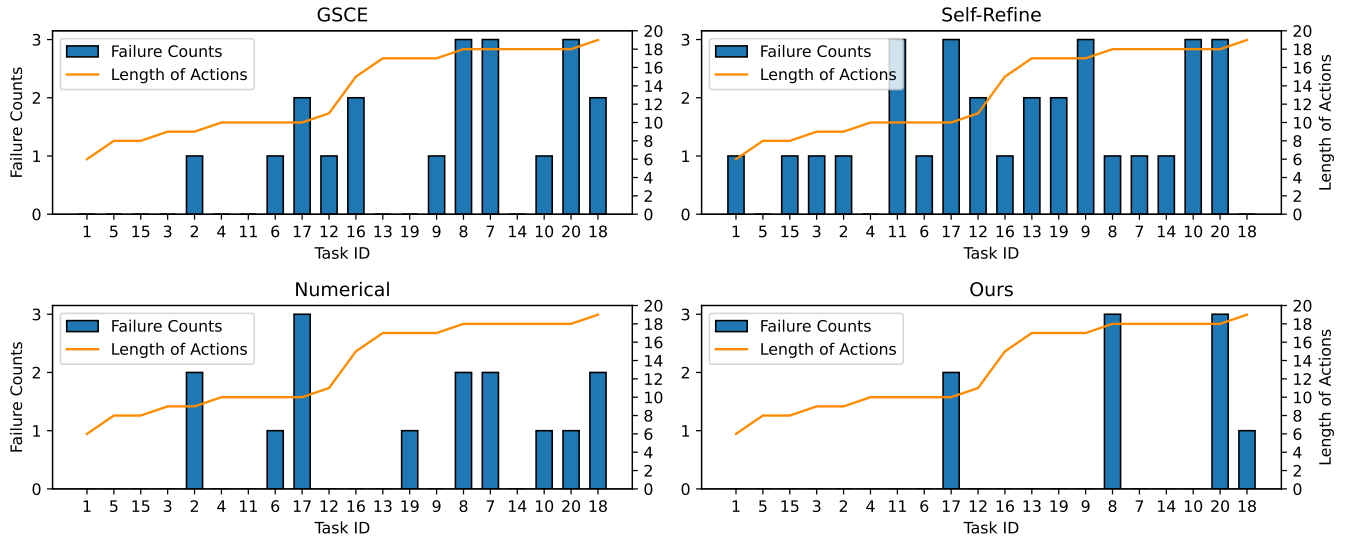


Fig. 4. Failure analysis across the four methods on the Advanced task set. The x-axis represents the task IDs that are sorted in ascending order based on the length of the task’s action steps. And the y-axis presents two metrics for each task: (1) the count of failures observed over three repetitions (left y-axis); (2) the length of the ground truth action steps (right y-axis).

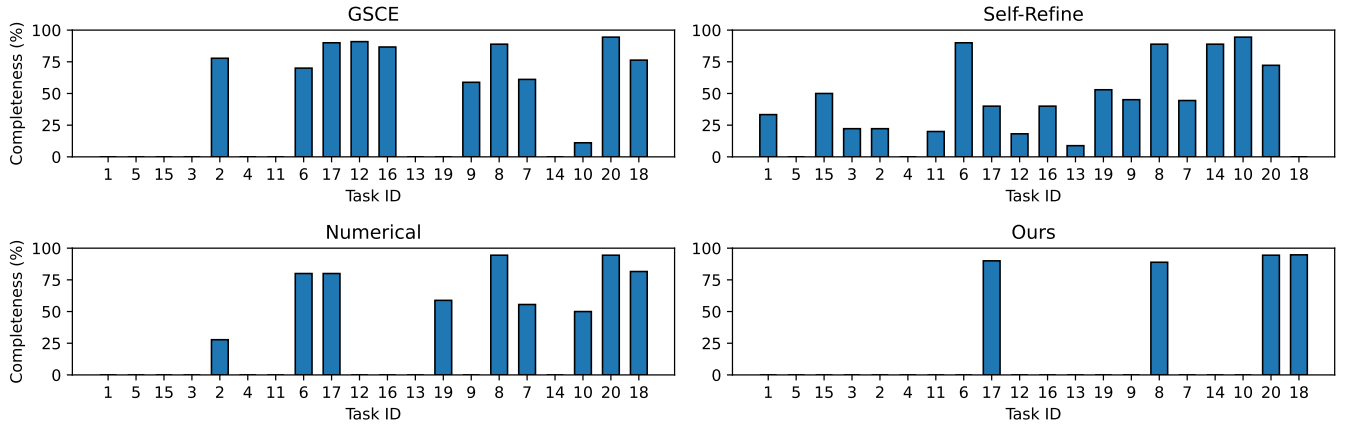


Fig. 5. Average completeness for each failed task on the Advanced task set over four methods. The smaller the value, the less complete the failed task is.

all methods, demonstrating that performing evaluation and refinement on a single LLM not only fails to correct errors but may also introduce more errors. The Numerical method failed on 9 tasks (45% of Advanced tasks) and achieved an average completeness of 69.5% only. These results indicate that numerical state observations are insufficient for reliable code refinement and may even lead to erroneous refinement.

In contrast, our method achieves the best performance, failures occurred only on 4 tasks (20% of Advanced tasks), and the completeness of failed tasks arose at 91.6%. Moreover, the completeness in Fig. 5 demonstrates that even when failures occur, our method produces code that remains closely aligned with task objectives. These findings underscore the effectiveness of our method in refining errors and improving the completeness of LLM-driven UAV operation, which contributes to an increased success rate in handling complex UAV operation tasks.

TABLE II
AMOUNT OF TASK ID EXPERIENCED FAILURE AND AVERAGE COMPLETENESS FOR ALL FAILED TASKS

	Task ID Amount ↓	Failed Tasks Completeness ↑
GSCE [15]	11	77.4%
Self-Refine [25]	17	48.5%
Numerical [24]	9	69.5%
Ours	4	91.6%

3) **Number of Refinement Iterations:** We further investigate how SR and completeness evolve as the number of refinement iterations increases. As shown in Fig. 6, the x-axis represents the iteration count from 0 to 10 (0 denotes no refinement, which is equivalent to the GSCE baseline). Both metrics show substantial improvement after the first iteration. Although a slight decline is observed in the second iteration, the performance gradually improves in subsequent iterations.

Optimal performance is achieved in the 6th iterations (85% SR, 98.5% completeness). This demonstrates that iterative refinement effectively enhances the reliability of LLM-driven UAV operation by the code generator progressively correcting errors according to evaluation feedback. Furthermore, performance slightly declines beyond 6 iterations, implying that excessive refinement can lead to diminishing returns or even introduce new errors. This observation highlights the necessity of imposing an upper bound on refinement iterations to avoid overfitting or introducing instability in the code refinement process. In our method, we recommend setting the maximum number of iterations to 6.

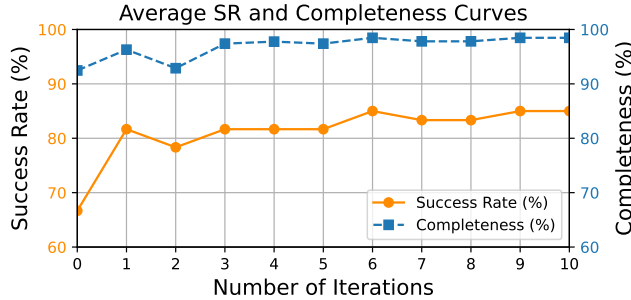


Fig. 6. Curves of average SR (left) and completeness (right) over the number of refinement iterations for the NL method on Advanced tasks.

D. Evaluator Configuration Analysis

As the precision of the evaluation feedback directly influences the quality of code refinement, we also analyzed how different evaluator configurations affect evaluation precision. The evaluation precision is defined as the ratio of correct evaluations (i.e., correctly identifying whether the trajectory aligns with the task and providing a detailed explanation if deviations are identified) to the total number of evaluations conducted. To perform this analysis, we built a dataset from each Advanced task with one correct NL trajectory observation (Correct O) and one incorrect NL trajectory observation (Incorrect O). As presented in Table III, we tested four configurations of the evaluator system prompt: (1) roles; (2) roles + rules; (3) roles + references; (4) roles + rules + references. Moreover, each configuration was evaluated three times to reduce the randomness of LLM’s output [42].

TABLE III
EVALUATOR CONFIGURATIONS

Configuration	(1)	(2)	(3)	(4)
Roles	✓	✓	✓	✓
Rules		✓		✓
References			✓	✓

The results in Fig. 7 show that the evaluation precision improves with the inclusion of more contextual information in the evaluator’s system prompt. Specifically, using roles solely yields the lowest precision across all metrics, indicating that merely defining the LLM’s role as an evaluator is inadequate for reliably assessing trajectory correctness or identifying

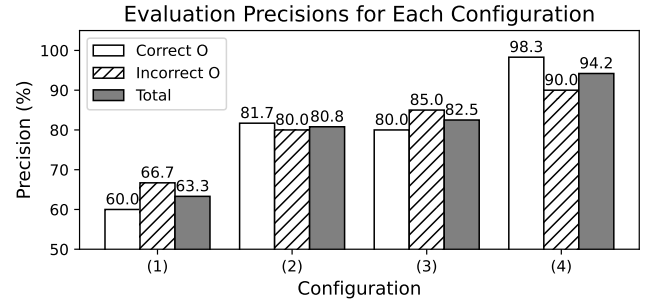


Fig. 7. Precisions of different evaluator configurations.

deviations. Moreover, the inclusion of rules leads to a substantial improvement in precision, suggesting the importance of providing explicit evaluation criteria to the LLM. Similarly, incorporating references enhances the evaluator’s ability to identify incorrect outputs via LLM’s in-context learning [30]. However, these configurations remain below 90% precision. In contrast, the configuration that combines roles, rules, and references yields the highest performance, which achieves 98.3% precision on Correct O, 90% precision on Incorrect O, and 94.2% for the total precision. These results highlight the effectiveness of combining explicit evaluation criteria with reference exemplars to maximize the precision of LLM evaluation. Furthermore, the near-perfect precision for Correct O ensures that a correct code is not refined unnecessarily, and the reliable identification of deviations for Incorrect O allows the feedback to pinpoint errors in the code. Consequently, these advancements in evaluation feedback underpin the superior performance of our method in Table I.

VI. CONCLUSION

In this study, we introduce an LLM-driven closed-loop feedback and refinement framework that leverages semantic observations. Our system comprises two LLM components: a Code Generator, which generates control code; and an Evaluator, which analyzes NL trajectory observations rather than numerical states. By iteratively feeding the evaluation feedback back into the Code Generator, our method corrects errors in simulation before real-world deployment. Experimental results demonstrate that semantic trajectory feedback markedly enhances the Evaluator’s ability to detect deviations and deliver precise corrective feedback. As a result, our framework achieves reliable LLM-driven UAV operation, particularly for complex tasks requiring multi-stage planning and spatial reasoning.

REFERENCES

- [1] N. Cheng, S. Wu, X. Wang, Z. Yin, C. Li, W. Chen, and F. Chen, “Ai for uav-assisted iot applications: A comprehensive review,” *IEEE Internet of Things Journal*, vol. 10, no. 16, pp. 14438–14461, 2023.
- [2] J. Achiam, S. Adler, S. Agarwal, L. Ahmad, I. Akkaya, F. L. Aleman, D. Almeida, J. Altenschmidt, S. Altman, S. Anadkat, *et al.*, “Gpt-4 technical report,” *arXiv preprint arXiv:2303.08774*, 2023.
- [3] H. Touvron, T. Lavril, G. Izacard, X. Martinet, M.-A. Lachaux, T. Lacroix, B. Rozière, N. Goyal, E. Hambro, F. Azhar, *et al.*, “Llama: Open and efficient foundation language models,” *arXiv preprint arXiv:2302.13971*, 2023.

- [4] G. Team, R. Anil, S. Borgeaud, J.-B. Alayrac, J. Yu, R. Soricut, J. Schalkwyk, A. M. Dai, A. Hauth, K. Millican, *et al.*, “Gemini: a family of highly capable multimodal models,” *arXiv preprint arXiv:2312.11805*, 2023.
- [5] A. Liu, B. Feng, B. Xue, B. Wang, B. Wu, C. Lu, C. Zhao, C. Deng, C. Zhang, C. Ruan, *et al.*, “Deepseek-v3 technical report,” *arXiv preprint arXiv:2412.19437*, 2024.
- [6] M. Mohanan and A. Salgoankar, “A survey of robotic motion planning in dynamic environments,” *Robotics and Autonomous Systems*, vol. 100, pp. 171–185, 2018.
- [7] L. Christensen, J. de Gea Fernández, M. Hildebrandt, C. E. S. Koch, and B. Wehbe, “Recent advances in ai for navigation and control of underwater robots,” *Current Robotics Reports*, vol. 3, no. 4, pp. 165–175, 2022.
- [8] B. Yu, H. Kasaei, and M. Cao, “L3mvn: Leveraging large language models for visual target navigation,” in *2023 IEEE/RSJ International Conference on Intelligent Robots and Systems (IROS)*, 2023, pp. 3554–3560.
- [9] S. H. Alsamhi, O. Ma, and M. S. Ansari, “Survey on artificial intelligence based techniques for emerging robotic communication,” *Telecommunication Systems*, vol. 72, pp. 483–503, 2019.
- [10] L. Kunze, N. Hawes, T. Duckett, M. Hanheide, and T. Krajník, “Artificial intelligence for long-term robot autonomy: A survey,” *IEEE Robotics and Automation Letters*, vol. 3, no. 4, pp. 4023–4030, 2018.
- [11] S. H. Vemprala, R. Bonatti, A. Bucker, and A. Kapoor, “Chatgpt for robotics: Design principles and model abilities,” *IEEE Access*, vol. 12, pp. 55 682–55 696, 2024.
- [12] G. Chen, X. Yu, N. Ling, and L. Zhong, “Typefly: Flying drones with large language model,” *arXiv preprint arXiv:2312.14950*, 2023.
- [13] J. P. Macdonald, R. Mallick, A. B. Wollaber, J. D. Peña, N. McNeese, and H. C. Siu, “Language, camera, autonomy! prompt-engineered robot control for rapidly evolving deployment,” in *Companion of the 2024 ACM/IEEE International Conference on Human-Robot Interaction*, 2024, pp. 717–721.
- [14] Z. K. J. Rui, Z. N. A. Serene, L. E.-I. Perrie, L. G. Le, and W. R. M. Jeremy, “Optimising uav dynamics: User-centric large language model integration for dynamic adaptation,” *Defense Science and Technology Agency*, 2024.
- [15] W. Wang, Y. Li, L. Jiao, and J. Yuan, “Gsce: a prompt framework with enhanced reasoning for reliable llm-driven drone control,” in *2025 International Conference on Unmanned Aircraft Systems (ICUAS)*, 2025, pp. 441–448.
- [16] S. I. Mirzadeh, K. Alizadeh, H. Shahrokhi, O. Tuzel, S. Bengio, and M. Farajtabar, “GSM-symbolic: Understanding the limitations of mathematical reasoning in large language models,” in *The Thirteenth International Conference on Learning Representations*, 2025.
- [17] G. Marvin, N. Hellen, D. Jjingo, and J. Nakatumba-Nabende, “Prompt engineering in large language models,” in *International conference on data intelligence and cognitive informatics*. Springer, 2023, pp. 387–402.
- [18] J. Liang, W. Huang, F. Xia, P. Xu, K. Hausman, B. Ichter, P. Florence, and A. Zeng, “Code as policies: Language model programs for embodied control,” in *2023 IEEE International Conference on Robotics and Automation (ICRA)*. IEEE, 2023, pp. 9493–9500.
- [19] H. Shao, Y. Hu, L. Wang, G. Song, S. L. Waslander, Y. Liu, and H. Li, “Lmdrive: Closed-loop end-to-end driving with large language models,” in *2024 IEEE/CVF Conference on Computer Vision and Pattern Recognition (CVPR)*, 2024, pp. 15 120–15 130.
- [20] Y. Chen, J. Arkin, C. Dawson, Y. Zhang, N. Roy, and C. Fan, “Autotamp: Autoregressive task and motion planning with llms as translators and checkers,” in *2024 IEEE International Conference on Robotics and Automation (ICRA)*, 2024, pp. 6695–6702.
- [21] Z. Zhou, J. Song, K. Yao, Z. Shu, and L. Ma, “Isr-llm: Iterative self-refined large language model for long-horizon sequential task planning,” in *2024 IEEE International Conference on Robotics and Automation (ICRA)*, 2024, pp. 2081–2088.
- [22] F. Joubin, A. Ceravola, P. Smirnov, F. Ocker, J. Deigmoeller, A. Belardinelli, C. Wang, S. Hasler, D. Tanneberg, and M. Gienger, “Copal: Corrective planning of robot actions with large language models,” in *2024 IEEE International Conference on Robotics and Automation (ICRA)*, 2024, pp. 8664–8670.
- [23] V. Bhat, A. U. Kaypak, P. Krishnamurthy, R. Karri, and F. Khorrami, “Grounding llms for robot task planning using closed-loop state feedback,” *arXiv preprint arXiv:2402.08546*, 2024.
- [24] L. Sun, D. K. Jha, C. Hori, S. Jain, R. Corcoran, X. Zhu, M. Tomizuka, and D. Romeres, “Interactive planning using large language models for partially observable robotic tasks,” in *2024 IEEE International Conference on Robotics and Automation (ICRA)*, 2024, pp. 14 054–14 061.
- [25] A. Madaan, N. Tandon, P. Gupta, S. Hallinan, L. Gao, S. Wiegreffe, U. Alon, N. Dziri, S. Prabhunoye, Y. Yang, *et al.*, “Self-refine: Iterative refinement with self-feedback,” *Advances in Neural Information Processing Systems*, vol. 36, pp. 46 534–46 594, 2023.
- [26] J. Y. Zhu, C. G. Cano, D. V. Bermudez, and M. Drozdal, “Incoro: In-context learning for robotics control with feedback loops,” *arXiv preprint arXiv:2402.05188*, 2024.
- [27] H. Yang, Y. Hu, S. Kang, Z. Lin, and M. Zhang, “Number cookbook: Number understanding of language models and how to improve it,” *arXiv preprint arXiv:2411.03766*, 2024.
- [28] A. Tagliabue, K. Kondo, T. Zhao, M. Peterson, C. T. Tewari, and J. P. How, “Real: Resilience and adaptation using large language models on autonomous aerial robots,” in *2024 IEEE 63rd Conference on Decision and Control (CDC)*. IEEE, 2024, pp. 1539–1546.
- [29] OpenAI Models. (2025) o3-mini. Accessed: 25-May-2025. [Online]. Available: <https://platform.openai.com/docs/models/o3-mini>
- [30] B. Y. Lin, A. Ravichander, X. Lu, N. Dziri, M. Sclar, K. Chandu, C. Bhagavatula, and Y. Choi, “The unlocking spell on base llms: Rethinking alignment via in-context learning,” *arXiv preprint arXiv:2312.01552*, 2023.
- [31] J. Wei, X. Wang, D. Schuurmans, M. Bosma, F. Xia, E. Chi, Q. V. Le, D. Zhou, *et al.*, “Chain-of-thought prompting elicits reasoning in large language models,” *Advances in neural information processing systems*, vol. 35, pp. 24 824–24 837, 2022.
- [32] M. G. Arenas, T. Xiao, S. Singh, V. Jain, A. Ren, Q. Vuong, J. Varley, A. Herzog, I. Leal, S. Kirmani, M. Prats, D. Sadigh, V. Sindhwani, K. Rao, J. Liang, and A. Zeng, “How to prompt your robot: A promptbook for manipulation skills with code as policies,” in *2024 IEEE International Conference on Robotics and Automation (ICRA)*, 2024, pp. 4340–4348.
- [33] P. Chao, A. Robey, E. Dobriban, H. Hassani, G. J. Pappas, and E. Wong, “Jailbreaking black box large language models in twenty queries,” *arXiv preprint arXiv:2310.08419*, 2023.
- [34] W. Zhang, X. Kong, C. Dewitt, T. Braunl, and J. B. Hong, “A study on prompt injection attack against llm-integrated mobile robotic systems,” in *2024 IEEE 35th International Symposium on Software Reliability Engineering Workshops (ISSREW)*. IEEE, 2024, pp. 361–368.
- [35] X. Wu, R. Xian, T. Guan, J. Liang, S. Chakraborty, F. Liu, B. M. Sadler, D. Manocha, and A. Bedi, “On the safety concerns of deploying llms/vlms in robotics: Highlighting the risks and vulnerabilities,” in *First Vision and Language for Autonomous Driving and Robotics Workshop*, 2024.
- [36] Z. Yang, S. S. Raman, A. Shah, and S. Tellex, “Plug in the safety chip: Enforcing constraints for llm-driven robot agents,” in *2024 IEEE International Conference on Robotics and Automation (ICRA)*, 2024, pp. 14 435–14 442.
- [37] M. Parakh, A. Fong, A. Simeonov, T. Chen, A. Gupta, and P. Agrawal, “Lifelong robot learning with human assisted language planners,” in *2024 IEEE International Conference on Robotics and Automation (ICRA)*, 2024, pp. 523–529.
- [38] Z. Wang, Q. Liu, J. Qin, and M. Li, “Ensuring safety in llm-driven robotics: A cross-layer sequence supervision mechanism,” in *2024 IEEE/RSJ International Conference on Intelligent Robots and Systems (IROS)*, 2024, pp. 9620–9627.
- [39] A. Curtis, N. Kumar, J. Cao, T. Lozano-Pérez, and L. P. Kaelbling, “Trust the PRoc3s: Solving long-horizon robotics problems with LLMs and constraint satisfaction,” in *8th Annual Conference on Robot Learning*, 2024. [Online]. Available: <https://openreview.net/forum?id=r6ZhiVYriY>
- [40] W. Xu, G. Zhu, X. Zhao, L. Pan, L. Li, and W. Wang, “Pride and prejudice: LLM amplifies self-bias in self-refinement,” in *Proceedings of the 62nd Annual Meeting of the Association for Computational Linguistics (Volume 1: Long Papers)*, 2024, pp. 15 474–15 492.
- [41] S. Shah, D. Dey, C. Lovett, and A. Kapoor, “Airsim: High-fidelity visual and physical simulation for autonomous vehicles,” in *Field and Service Robotics: Results of the 11th International Conference*. Springer, 2018, pp. 621–635.
- [42] B. Atil, A. Chittams, L. Fu, F. Ture, L. Xu, and B. Baldwin, “Llm stability: A detailed analysis with some surprises,” *arXiv preprint arXiv:2408.04667*, 2024.