

Combining Type Inference and Automated Unit Test Generation for Python

LUKAS KRODINGER, University of Passau, Germany

STEPHAN LUKASCZYK*, JetBrains Research, Germany

GORDON FRASER, University of Passau, Germany

Automated unit test generation is an established research field that has so far focused on statically-typed programming languages. The lack of type information in dynamically-typed programming languages, such as Python, inhibits test generators, which heavily rely on information about parameter and return types of functions to select suitable arguments when constructing test cases. Since automated test generators inherently rely on frequent execution of candidate tests, we make use of these frequent executions to address this problem by introducing *type tracing*, which extracts type-related information during execution and gradually refines the available type information. We implement type tracing as an extension of the PYNGUIN test-generation framework for Python, allowing it (i) to infer parameter types by observing how parameters are used during runtime, (ii) to record the types of values that function calls return, and (iii) to use this type information to increase code coverage. The approach leads to up to 90.0 % more branch coverage, improved mutation scores, and to type information of similar quality to that produced by other state-of-the-art type-inference tools.

CCS Concepts: • **Software and its engineering** → *Search-based software engineering*; **Software testing and debugging**.

Additional Key Words and Phrases: Test Generation, Python, Type Inference

ACM Reference Format:

Lukas Krodinger, Stephan Lukasczyk, and Gordon Fraser. 2025. Combining Type Inference and Automated Unit Test Generation for Python. *ACM Trans. Softw. Eng. Methodol.* 1, 1 (July 2025), 37 pages. <https://doi.org/10.1145/nnnnnnnn.nnnnnnnn>

1 INTRODUCTION

Testing is an important aspect of software development, yet it is often seen as a tedious chore. To reduce the burden on developers, automated unit-test generation tools have been developed, e.g., EVOsuite [11] for Java or PYNGUIN [25] for Python. These tools retrieve a *subject under test* (SUT), e.g., a Python module or a Java class, and apply a meta-heuristic search algorithm to find test cases that invoke the SUT’s routines, i.e., functions, methods, and constructors, with suitable arguments to maximise a given target metric, such as branch coverage. Statically-typed programming languages, like Java, allow constructing inputs to methods by inspecting the static type of each parameter. In dynamically-typed programming languages such as Python, parameters do not have a static type but only their values at runtime have a type. Not having to specify types allows for fast prototyping [12], but throws a spanner in the works of automated test generators, which no longer know what inputs to construct.

Recently, Python developers have started to alleviate the problem of missing type information using type hints (also called *type annotations*). The example Python SUT shown in Fig. 1 consists of two versions of a simple function,

*Research partially done while with the University of Passau

Authors’ addresses: Lukas Krodinger, lukas.krodinger@uni-passau.de, University of Passau, Passau, Germany; Stephan Lukasczyk, stephan@pynguin.eu, JetBrains Research, Munich, Germany; Gordon Fraser, gordon.fraser@uni-passau.de, University of Passau, Passau, Germany.

Permission to make digital or hard copies of all or part of this work for personal or classroom use is granted without fee provided that copies are not made or distributed for profit or commercial advantage and that copies bear this notice and the full citation on the first page. Copyrights for components of this work owned by others than the author(s) must be honored. Abstracting with credit is permitted. To copy otherwise, or republish, to post on servers or to redistribute to lists, requires prior specific permission and/or a fee. Request permissions from permissions@acm.org.

© 2025 Copyright held by the owner/author(s). Publication rights licensed to ACM.

Manuscript submitted to ACM

```
def visit_ClassDef(self, n):
    if not n.bases:
        n.bases = [ast.Name(id='object')]
        self._tree_changed = True
    return self.generic_visit(n)
```

(a) without type hints

```
def visit_ClassDef(self, n: ast.ClassDef) -> ast.ClassDef:
    if not n.bases:
        n.bases = [ast.Name(id='object')]
        self._tree_changed = True
    return self.generic_visit(n)
```

(b) with type hints

Fig. 1. Simplified excerpt from `py-backwards.transformers.class_without_bases`.

one with and one without type hints. Type hints are not only beneficial for type checking (e.g., statically checking whether functions are called with arguments of valid types) but also because they provide test generators with crucial information [27]. The version with type hints (Fig. 1b) allows a test generator for Python to inspect the parameter node and retrieve the information that an instance of `ast.ClassDef` is required to call the function `visit_ClassDef`. Unfortunately, however, type hints are rare in Python projects: A recent large-scale study [13] of 9 655 Python projects revealed that only 7 % of these projects make use of type hints, and even if they do, only about 8 % of the parameter and return types are annotated. Even if they are annotated, the type hints may not even be correct [47].

As static type inference systems (e.g. [23, 59, 63]) may struggle with Python’s dynamic features, type-prediction engines based on machine-learning models have been proposed to predict missing type information (e.g. [16, 34, 46]); while this works reasonably well for commonly-used types, e.g., from the standard library, accurate models including project-specific types are rare. Recently, also large language models (LLMs) are used for type inference (e.g. [42, 62, 65, 67]). However, there are open questions about their performance when the data is not in the training set as well as overfitting due to data leakage. As a consequence, automated test generators can neither solely rely on manual type annotations nor on type prediction.

In this paper we introduce type tracing, a novel approach that uses runtime information to infer missing type annotations. We divide the problem of finding missing type annotations into two sub-problems, namely finding missing (1) parameter and (2) return types. One can approximate the latter by simply recording the types of the values a routine returns. However, this requires that the routine can be successfully executed in the first place, so it can yield such a return value. This reduces the problem of finding missing return types to the problem of finding missing parameter types. To address this problem, our approach traces the usage of parameters by wrapping their arguments in a transparent proxy. The proxy records how the SUT’s code interacts with the argument object, e.g., which attributes or methods of the argument object get accessed, thus gradually narrowing down possible types.

Consider again the function `visit_ClassDef` in Fig. 1a. Initially, there is no information about the type of the parameter `n`. When a test generator adds a statement calling this function to a test case it can only guess an arbitrary type and value for the formal parameter `n`. Assume it picks the value 42 of type `int`. The test generator then executes the call `visit_ClassDef(42)` to record the coverage achieved by a test case containing this call. Furthermore, it wraps the argument 42 — which is an object in Python — by a proxy. The proxy records that there is an access to the attribute `bases` of the parameter; the execution fails here because the `int` type does not provide such an attribute. The failed execution prevents us from recording which type the return value has because the `return` statement is never executed.

However, when the test generator constructs an input for `visit_ClassDef` the next time it can use the information from the proxy, and pick a type that contains an attribute bases. In the scope of the `py-backwards` project, from which the example is taken from, only the class `ClassDef` has this attribute and thus is chosen and instantiated. This would lead to a successful invocation of `visit_ClassDef` and reveal the return type of the function. Consequently, the approach has (1) elicited precise type information on the parameters of `visit_ClassDef`, while at the same time (2) guiding the test generator in achieving higher code coverage on the SUT `visit_ClassDef`.

In detail, this paper makes the following contributions:

- We introduce type tracing, an approach that combines automated test generation with dynamic type inference.
- We implement type tracing on top of `PYNGUIN` [25], a state-of-the-art automated test-generator for Python.
- To balance the gain of type information against the execution overhead caused by type tracing, we make the use of type tracing in `PYNGUIN` probabilistic, and tune the probability of doing a proxied execution.
- We evaluate our implementation on 466 modules taken from 50 open source Python projects. We compare the types predicted by our type tracing with several state-of-the-art tools on the `TYPEVALPY` [58] benchmark set.
- Lastly, we study the influence of type tracing on the achieved branch coverage and mutation scores.

Our evaluation shows that our type tracing approach allows `PYNGUIN` to generate tests that yield up to 90.0 % more branch coverage. It has a beneficial influence on the achieved mutation scores and the types it infers are of comparable quality to other state-of-the-art type-inference approaches.

2 BACKGROUND

2.1 Typing in Python

In general, a type is a set of values with common operations, e.g., the type `int` comprises the set of all possible integer values¹ along with their common operations, such as addition and multiplication.

The Python programming language makes use of several typing disciplines: first and foremost, Python uses dynamic typing, i.e., variables do not have an associated type but only their values at runtime do. Second, Python uses strong typing. This means the language does not implicitly coerce values from one type to another. Consider the expression `'12' + 1`; it raises a type error in Python because addition between strings and integers is not defined. In contrast, a weakly-typed language, e.g., JavaScript, would coerce `1` into a string and afterwards concatenates the two strings to `'121'`. Third, Python also uses the concept of duck typing [33], often summarized as ‘If it looks like a duck and quacks like a duck, it must be a duck’. Instead of directly checking for the type of an object, it rather tests for the existence of expected attributes or methods on that object. Programmers often do this indirectly, by simply accessing the expected member of the object, which either succeeds or raises a type-related error.

While dynamic typing and duck typing allow for rapid prototyping [12] the downside is that type-related errors happen only at runtime, which may – in the worst case – be the production environment. The lack of static type information can make maintenance of large code bases harder [20] because static type checking is not possible and the support provided by an IDE might therefore be limited.

The designers of the Python language realised this problem and started to introduce gradual typing in Python 3.5. In gradual typing, some variables can have a static type assigned, while others may stay untyped [53]. This allows to statically type check parts of a code base and can be seen as a transition towards a more static type system in Python. The premise that some variables can be left untyped is important because it allows developers to gradually specify

¹An `int` in Python is unbounded, contrary to languages like Java.

variable types, which makes it easier to adopt this practice to existing code bases, e.g., during necessary code changes. Furthermore, the gradual typing enables seamless interactions between typed and untyped code bases, e.g., code from third-party vendors, where the domain knowledge to specify all types may be absent.

While gradual typing allows some variables to remain untyped, the portions of the code that are annotated with types can be checked for correctness using type checking. A type checker verifies type correctness by determining whether a value of type *A* can be assigned to a variable of type *B* using subtype relationships. Python’s type system has two ways to convey such a subtype relation to a static type checker: first, *nominal subtyping* uses the class hierarchy. The class definitions `class B()` and `class A(B)` define that class *A* is a subtype of class *B*. Second, *structural subtyping* in Python is based on explicitly declared Protocols, which define a set of methods and attributes that a class must implement to be considered a subtype – regardless of the actual inheritance. Consider a class `Flyer(Protocol)` with a method `fly(self)` and another class `Bird()` explicitly **not** inheriting from `Flyer`. If `Bird` also defines a method `fly(self)`, a static Python type checker accepts `Bird` as an argument to the function `lift_off(thing: Flyer)`. This works because structural subtyping in Python is *implicit*: it relies solely on whether the class provides the required methods and attributes defined by the explicitly declared Protocol – not on inheritance.

2.2 Type Checking and Type Inference

With the addition of type hints to the Python language, the necessity for checking those type hints arose. `MyPy`² was introduced and serves as the reference type checker for the Python language developers. Further type-checkers include, among others, `PyType`³, `PyRight`⁴, `Pyre`⁵, `PyreFly`⁶, and `Ty`.⁷ A type checker verifies that a program obeys to rules introduced by a type system. A *type system* is a tractable syntactic method which allows to prove the absence of certain program behaviours by classifying statements in a programming language to the kinds of values they compute [44]. The fundamental purpose of such a type system is to prevent the occurrence of errors during program execution [5], which avoids many common bugs early in the development phase of a program.

While the addition of type checkers allows for static type checking of annotated code, most of the existing Python code bases still do not provide type annotations [13]. Adding those type annotations manually is tedious and error-prone, thus automated tool support for type inference is desirable. To meet this need, several static tools, such as `Jedi`,⁸ `PyRight`,⁹ `Scalpel` [23], `HeaderGen` [59], and `Quac` [63] have been developed. These static tools work by parsing the program’s abstract syntax tree, performing control-flow and data-flow analyses to propagate type information across definitions and uses, and then generating type annotations based on inferred variable and function signatures.

However, static approaches face challenges with Python’s highly dynamic nature, where types may not be fully inferable without observing runtime behavior. This led to the development of dynamic type inference tools, such as `MonkeyType`,¹⁰ which records execution traces of programs and allows extracting type hints from these executions. It uses Python’s tracing API to observe the object types of parameters but does not consider attribute accesses on the parameter objects.

²<https://mypy-lang.org/>, last accessed 2024-04-12.

³<https://google.github.io/pytype>, last accessed 2024-04-12.

⁴<https://microsoft.github.io/pyright>, last accessed 2024-04-12.

⁵<https://pyre-check.org>, last accessed 2024-04-12.

⁶<https://pyrefly.org/>, last accessed 2025-05-29.

⁷<https://github.com/astral-sh/ty>, last accessed 2025-05-29.

⁸<https://jedi.readthedocs.io/en/latest>, last accessed 2024-04-12.

⁹<https://github.com/microsoft/pyright>, last accessed 2024-04-12.

¹⁰<https://github.com/Instagram/MonkeyType> last accessed 2023-05-05.

In order to side-step the limitations of both static and dynamic approaches, research has investigated predictive models for type inference, leveraging machine-learning techniques. They range from simple probabilistic models to predict identifier names and type annotations for JavaScript [48] to complex deep neural network models (e.g. [16, 31, 34, 41, 46]). Recently, generative large language models became available and are explored for their type-inference capabilities (e.g. [42, 62, 65]). The earlier models are usually trained on large corpora of projects hosted on GitHub. For JavaScript, it is possible to generate labelled training data from TypeScript source code because TypeScript is a superset of JavaScript with the possibility to add type information; furthermore, the TypeScript transpiler checks the correctness of the provided type information. For Python, in contrast, the only source of labelled data is manually annotated code. However, acquiring high quality annotated code for training is challenging: A recently conducted large empirical study [13] on 9 655 Python projects reveals that only about 7 % of these projects make use of type annotations. From the projects that do only annotated around 8 % of the parameter and return types. Consequently, predictive approaches may suffer from weak models in Python. Furthermore, predictive models are by construction limited to predict types contained in the training data, and cannot predict project-specific types without further fine-tuning. Because the type annotations in the training data could be incorrect in the first place [47], the prediction may also be wrong.

2.3 Unit Test Generation for Python

Strong test suites are important, but creating tests manually can be tedious. A semi-automated approach to generating tests is therefore offered by property-based testing tools such as HYPOTHESIS [28, 29], which generates a wide range of input values using composable strategies that define how to create data of various types. These strategies are passed to a test function via a `@given` decorator, which drives automatic input generation. However, HYPOTHESIS requires the user to provide a basic test case that defines the expected behaviour of the subject under test manually [28, 29].

Common approaches to fully automate test generation include purely random approaches, some of which incorporate feedback from the test-case execution to guide the generation [36]; (dynamic) symbolic execution, which systematically explores program paths to generate test cases [3, 8, 49, 51]; and evolutionary algorithms, which aim to find test cases that are considered best with respect to a fitness function [55]. Fitness functions can be based on, e.g., coverage metrics such as branch coverage. Furthermore, previous work explored the usage of generative models [9] and the usage of large language models (LLMs) for Python test generation (e.g. [7, 22, 45, 50, 64, 66, 67]). We refer the interested reader to the literature that discusses automated unit test generation and various algorithms in great detail (e.g., [4]).

PYNGUIN [25] is a state-of-the-art test generator for the Python programming language, which implements various well-established test-generation algorithms [27] and also serves as the foundation for various LLM-based approaches [22, 64, 67]. PYNGUIN aims to generate test cases that yield high coverage values. To achieve this, it analyses the SUT and collects all public classes, functions, and methods and saves all their lines or branches (depending on the configuration) as targets for the test generation. Upon creating test cases for a focal method that has at least one parameter, PYNGUIN needs to generate suitable arguments to call the method with. In case type information is available, PYNGUIN uses this information by attempting to generate an object of the type required by the parameter's type annotation. Frequently, however, Python projects do not provide type hints [13]. In this case PYNGUIN nevertheless has to choose a concrete type to generate a value or object as input for a target, but it can only randomly choose from the set of all available types in the project under test. For example, consider the method `visit_ClassDef` in Fig. 1: Assume PYNGUIN picks the value 42 of type `int` and executes the call `visit_ClassDef(42)` without type tracing. The execution fails with an `AttributeError`, because 42 does not provide the attribute `bases`. As no further lines are executed, the achieved code coverage is low. PYNGUIN would next select another type and value, say `'abc'` of type `string` and execute

`visit_ClassDef('abc')`, which also fails and does not increase coverage. PYNGUIN would continue to randomly select types and values until it finds a value that increases coverage. While doing so it can choose from all types that are built into the language, but also from all types that are defined or (recursively) imported in the module under test. This may lead to a high number of types, which in turn may make the random selection inefficient and costly. In addition, previous work on PYNGUIN has also shown that the availability of type information in Python modules can have a significant positive influence on the coverage of the resulting test suites [26, 27]. This, combined with the inefficiency regarding the type handling of PYNGUIN, motivates our type tracing approach.

3 TYPE TRACING

In this paper we introduce type tracing, a technique that collects execution traces of routines and extracts type information from the traces. The type information can then be used to enhance tools such as automated test generators, which often benefit from precise type information. We decided to implement type tracing in the Python test generator PYNGUIN, as we identified the lack of type handling as a core limitation of the framework. We demonstrate the effectiveness of type tracing by augmenting the test generation process with type information. However, type tracing is neither limited to the PYNGUIN framework nor to the Python programming language; it can be incorporated into other dynamic analysis tools, and it can be applied to other dynamically-typed programming languages.

3.1 Improving PYNGUIN’s Type System

During test-case construction, PYNGUIN must determine which values shall be used to fill parameters of functions and methods (see Section 2.3) and therefore it must know about types and their relationship. Python provides capabilities to retrieve various type information from an SUT’s source code, e.g., one can programmatically determine nominal subtyping relations of classes. For instance, `issubclass(B, A)` is true when B inherits from A and `isinstance(obj, A)` checks if obj is an instance of class A. However, this functionality is limited to nominal subtyping and non-generic types. It does not support structural subtyping, and even though, from a type-theory perspective, `list[bool]` is a subtype of `list[int]` since `bool` is a subtype of `int`, Python has no built-in mechanism to check this. Both `issubclass(list[bool], list[int])` and `isinstance([True, False], list[int])` will raise an exception. PYNGUIN needs to be able to reason about generic types, such as `list`, as it is crucial for generating values of the correct parameter type. When PYNGUIN knows — either through developer type hints or through type tracing — that a parameter of type `list[int]` is required, it should generate a value of type `list` containing elements of type `int` or `bool`. This cannot be achieved by relying solely on Python’s built-in `issubclass` and `isinstance`, as they do not support generic types or structural subtyping.

Type-checking tools aim to overcome these limitations. There exist several tools, e.g., MyPy, PyRe, PyRight, or PyType all with their own internal type systems which have subtle differences [47]. For our purposes, we require a type system that is conceptually similar to those used in type checkers, but tailored to the needs of dynamic test generation and type inference in PYNGUIN. Therefore, we implemented our own type system based on and conceptually similar to MyPy but focusing on the subset of features relevant for our approach and omitting aspects unnecessary for test generation. One unnecessary aspect is, e.g., local variable typing, as PYNGUIN does not need to generate arguments for those but only for parameters and return values of functions and methods.

A necessary and very central aspect of our type system is supporting gradual typing (see Section 2.1), as Python code is typically not fully annotated, requiring PYNGUIN to handle a mixture of typed and untyped code. Instead of defining a subtyping relationship, we define a so-called *consistency* relationship, which is a generalization of the subtyping

relationship for gradual typing. A consistency relationship not only exists between two types S, T , where S is a nominal subtype of T but also if they fulfil a structural subtype relation, i.e., they provide the same methods or attributes. For two types S and T , if S is consistent to T , PYNGUIN assumes that a value of type S can be used as a formal argument for a parameter of type T . This allows, e.g., to instantiate a concrete type, i.e., a subtype of a required abstract type, and use it as a parameter value. A key property of the consistency relation is that it is *not* transitive, unlike the usual subtyping relation. To illustrate this, consider the special type `Any`, which is consistent with every type and vice versa: for any type X , both X is consistent with `Any` and `Any` is consistent with X . However, this does not mean that all types are consistent with each other. For example, although `int` is consistent with `Any` and `Any` is consistent with `str`, it does *not* follow that `int` is consistent with `str`.

Having established a consistency relationship to handle gradual typing, it is equally important to ensure that the type system treats semantically equivalent types coherent. Therefore, the type system performs unification of types. For example, `list` and `list[typing.Any]` semantically all represent the same type, i.e., a list of arbitrary element types. Therefore, PYNGUIN unifies these into a single type. This is necessary to allow falling back for unsupported types. In fact, the type system uses `Any` as a fallback for all unsupported types. Additionally, it treats all unspecified parameter or return types as `Any`, which is in line with MyPy’s behaviour.

A current limitation of PYNGUIN is its limited support of generic types [27], as it only supports the built-in collection types `list`, `set`, `dict`, and `tuple`. This was done for reasons of technical complexity and practical relevance: as a research prototype, PYNGUIN prioritizes support for the most frequently used types in real-world codebases. Supporting arbitrary user-defined generic types would require significant engineering while offering limited practical benefit, since such types are relatively uncommon in typical Python projects. For example, the official MyPy¹¹ documentation describes user-defined generics as an optional and advanced feature. Consequently, PYNGUIN treats user-defined generic types as non-generic, simplifying existing type annotations. For example, PYNGUIN transforms `CustomGenericType[int]` into `CustomGenericType`. This simplification makes PYNGUIN assign values of arbitrary types when constructing instances of user defined generic types, which may result in generic type instantiations that would violate a subtype relation. Because this is a fundamental limitation of PYNGUIN itself, we decided to not add handling of generic types to the type system, except for the aforementioned collection types. For `lists` and `sets`, all generated values will be of the same type; the same holds for the values in `dicts`, where the keys will be of type `str`. For `tuples` the types of all values can be mutually different.

3.2 Collecting Information on Parameter and Return Types

To implement type tracing we need to collect information on how routines interact with their arguments, as well as which types the routines return. Additionally, we have to know which classes exist and which attributes they provide to be able to infer the types of parameters from that information. Ultimately, this relates the available types into consistency relationships.

3.2.1 Object Proxy and Usage Trace. Consider the example function depicted in Fig. 2. When executing the function `test_me`, we would like to record that there is an access to the attribute `bar` of the function’s formal parameter `foo`. Furthermore, we want to retrieve that there is a comparison of the value of `foo.bar` and the integer literal `42`. Please note that for the sake of the presentation, the example is very small and a simple static analysis could infer the respective

¹¹<https://mypy.readthedocs.io/en/latest/generics.html>, last accessed 2025-006-30.

```
def test_me(foo):
    if foo.bar > 42:
        return 1
    return foo
```

Fig. 2. A simple function to show the recording of argument interactions.

```
class ObjectProxy:
    def __init__(self, wrapped):
        self.__wrapped = wrapped
    def __add__(self, other):
        self.trace_call("__add__", other)
        return self.__wrapped + other
    def __eq__(self, other):
        self.trace_call("__eq__", other)
        return self.__wrapped == other
    ...
    def trace_call(self, operator, other):
        # store that <self.__wrapped> <operator> <other>
        # was executed.
```

Fig. 3. Pseudo code showing how our proxy implementation works.

information, too. In general, several aspects of real-world programs, e.g., aliasing of variables, are undecidable to a static analysis [43] and require more sophisticated analysis techniques, e.g., a dynamic analysis.

To record the usage of arguments, we wrap each argument in a proxy. The proxy acts as a thin wrapper around the actual argument and records all operations that are performed on the proxy, e.g., accesses to attributes or invocations of methods. The proxy forwards all operations to the wrapped object. It passes the return value or raised exceptions, if any, back to the caller. We implement the proxy using a set of special methods in Python, the so-called *dunder* methods, e.g., `__getattr__`, `__setattr__`, or `__eq__`. One can use these special methods to implement certain operators to arbitrary objects, e.g., `__add__` provides the implementation for a `+` operator. Note that our proxy first records an event and then forwards the call to the wrapped object. This ensures that the operation is recorded even if the subsequent forwarding of the operation fails, e.g., due to the attempted access to a non-existing attribute. Figure 3 shows a pseudocode excerpt of how our proxy implementation works. The `ObjectProxy` class takes any object to wrap as an argument for its constructor. It overwrites all dunder methods and within each dunder method calls the `trace_call` method which records the event, before forwarding the call to the wrapped object.

Besides being able to record all operations performed on it, the proxy should be as transparent as possible, i.e., existing code should not be able to distinguish between an arbitrary object and a proxy wrapping such an object. Python’s duck typing comes in handy here: routines normally do not perform explicit type checks on their arguments but accept them if they provide all required attributes. The proxy forwards all attribute accesses, thus it behaves identical to the wrapped object; it is consistent to every wrapped object. Special handling is necessary for type checks using the `isinstance` function: it checks for the value of the `__class__` attribute of an object and whether it fulfils the required subtype relation. Our proxy is able to disguise its own type by returning the value the wrapped object’s `__class__` attribute to the caller when its own `__class__` attribute is accessed.

While this proxy-based approach allows us to record interactions with arguments, one might wonder whether Python’s trace module¹² could be used instead. We cannot use it because, although it supports tracing function calls and returns (e.g., via the `call` and `return` events using `sys.settrace`), it does not offer sufficient granularity for our

¹²<https://docs.python.org/3/library/trace.html>, last accessed 2025-02-21.


```

instance_orig = builtins.instance

def instance_shim(obj, type_):
    store_info_if_proxy(obj, type_)
    return instance_orig(obj, type_)

instance = instance_shim

```

Fig. 4. A (simplified) code snippet of how the shim for `instance` works.

purposes: To reason about the types of arguments, we need to monitor not just which code paths are executed, but also which attributes are accessed and which methods are invoked on parameter objects from which call points. This level of detail requires a proxy-based approach rather than using the trace module.

3.2.2 Recording Type Checks. In addition to recording the method calls and attribute accesses on the proxy, type checks provide a further source of type information that helps successfully inferring the types of parameters and return values. In Python, one usually uses the `instance(obj, type)` function for type checks. We replace the original function with a shim, i.e., a function that replaces the original API call. Figure 4 shows a simplified code snippet how the shim works. In case of a type check on a proxy the shim records the checked types; afterwards, and for non-proxy objects, it forwards the type check to the original `instance` function. Our shim can be disabled to allow the usage of `instance` checks in PYNGUIN’s code: we do not want to record such checks performed within PYNGUIN’s code itself but only those performed by the SUT.

Another way to check the type of a given object is to call `type(obj)`, which returns the runtime class of the object. For this we considered three possible approaches: Approach (1) is to perform a transformation on the abstract syntax tree (AST) of the SUT, replacing all invocations of `type(obj)` with `obj.__class__`. We would then need to modify the proxy mechanism so that it wraps the value returned by `class` in another proxy. This proxy could record type checks of the form `obj.__class__` by intercepting calls to `__eq__`. However, this transformation has side effects: wrapping the result of `class` can break `instance` checks, and checks like `obj.class is SomeType` would remain unobservable because the `is` operator compares memory addresses without invoking any methods we could intercept. Approach (2) is to replace the `type` function with a shim, similar to how `instance` can be wrapped. However, this also introduces problems. The `type` function is not only used to retrieve the runtime class of an object — it can also be used to define new classes and serves as the superclass of every class, including itself. Replacing it might lead to unintended side effects, such as breaking `instance(int, type)`. Additionally, reliably resolving calls to `type` in the AST is challenging, since `type` may be shadowed or rebound in the analysed code. Approach (3) is instrumenting the bytecode to detect comparisons between type objects. While this avoids issues like the type being shadowed or breaking built-in functionality, it would interfere with PYNGUIN’s crucial instrumentation on measuring code coverage, that also relies on bytecode instrumentation and is therefore challenging. Due to technical limitations caused by the mentioned side effects of all three possible options we chose not to support recording `type(obj)`.

Regardless of using `instance(obj, type)` or `type(obj)` — type checks in code are often employed as preconditions to ensure that arguments conform to expected types, raising exceptions when this is not the case. Upon encountering such a type check, type tracing records the type of the argument being checked against. For example, if a function checks whether an argument is of type `int` and raises an exception if not, type tracing records the type of the argument as a possible type for the parameter. However, in a different case, the type check could be used to check for an invalid type, e.g., if the function checks whether an argument is of type `int` and raises an exception *if it is not*. In

this case, type tracing records the type check nevertheless and PYNGUIN learns contradicting type information, namely that the argument is of type `int` while the function actually expects a type other than `int`. However, most of the time such guarding type checks are used to ensure that the argument *is* of a specific type and not vice versa. Additionally, if PYNGUIN observes type checks of multiple (even conflicting) types it keeps track of all observed types (see Section 3.4), such that parameter types can be chosen among all possible ones. Consequently, this is a negligible problem in practice.

3.2.3 Class Analysis. Using proxies and the shim for `isinstance` allows us to gather type information. To make use of this gathered information, PYNGUIN must know which classes exist in the SUT and what attributes they provide. During its setup phase (see [25]), PYNGUIN creates a test cluster [61], which contains information about all available classes, their constructors and methods, as well as all available functions within the SUT and its transitive dependencies. We enhance the class analysis such that PYNGUIN creates an inheritance graph that relates all seen classes using their subclass relationship. We furthermore extend the analysis to identify which attributes are available on instances of each class. This is not straight forward in Python, in contrast to other languages such as Java: one can change the layout of a Python object almost arbitrarily during runtime, e.g., by adding or removing attributes and methods dynamically [17]. At best, we can construct an approximation of the attributes available on instances of a class. To achieve this, PYNGUIN collects all instance and static attributes of each class. Instance attributes are attributes that are defined within the `__init__` method of a class. PYNGUIN uses ASTROID¹³ to parse the source code of the `__init__` method into an AST and then collects all attribute assignments within the method body as instance attributes. Static (class-level) attributes are attributes that are defined on the class object itself and are collected by inspecting the class object at runtime using the built-in `vars()` function.

After approximating all instance and static attributes of each class, PYNGUIN creates a mapping from each attribute name to a set of classes providing that attribute. Figure 5 depicts an example of such a mapping. Please note that even though both class A and B define the attribute `x`, the respective mapping only contains class A; the mapping takes the inheritance between classes into account and only includes the class defining an attribute which is highest in the hierarchy. Therefore, inferring a parameter type always leads to the most general class. When PYNGUIN tries to find a value for such a parameter, it will consider all subclasses that adhere to the consistency relationship, too (i.e., B).

3.3 Type Tracing During Test Case Execution

To implement type tracing, we have to change the way how PYNGUIN executes test cases. The primary goal of an execution without type tracing is to collect an execution trace, e.g., to retrieve which branches and code objects a test covers. Type tracing adds a secondary goal, namely, how the subject uses arguments and which types its routines return. We capture argument usage via our proxies and a shim for `isinstance`, and we record return types by logging the types of returned values.

3.3.1 Proxied Executions on C Code. The proxy, as we described in Section 3.2.1, aims to be indistinguishable from the wrapped object. There is, however, an exceptional case where this approach does not work, i.e., for methods of objects that are implemented in C. Figure 6 depicts such a case, where a function `foo` checks if its argument is a substring of `"test"`. Calling this function with the argument `"abc"` returns `False` as expected, however, when wrapping the argument in a proxy and calling `foo` with that proxy, it raises an error instead. The reason for this is, that line 2 invokes the `__contains__` method of the right-hand operand (`"test"`) which is of type `str`. Since `str` is a native class, its

¹³<https://github.com/pylint-dev/astroid>, last accessed 2025-06-04

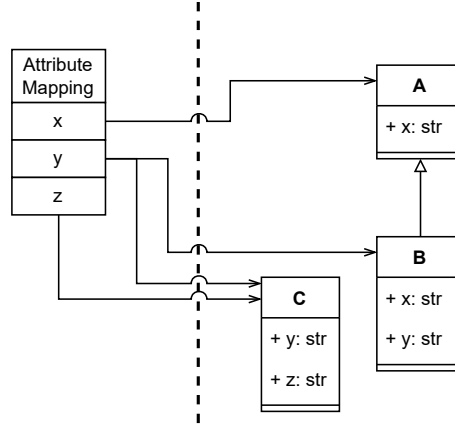


Fig. 5. Example for mapping attribute names to classes which have that attribute.

```

>>> def foo(arg):
...     return arg in "test"
>>>
>>> arg = "abc"
>>> foo(arg)
False

>>> proxy = ObjectProxy(arg)
>>> foo(proxy)
TypeError: 'in<string>' requires string as left operand, not ObjectProxy

```

Fig. 6. Example for a native method not accepting a proxied argument.

`__contains__` method is implemented in C and verifies its argument type not by checking the argument's `__class__` attribute but by comparing the actual class that is referenced in the C struct representing the argument. This check of course fails, because the actually referenced class in that struct is `ObjectProxy`.

As a consequence, collecting an execution trace while using the proxy may lead to different results compared to an execution without type tracing. Instead, we perform a separate execution of the test case whenever we want to record the usage of a parameter. We call the execution without type tracing *regular* execution and the one with type tracing *proxied* execution. Executing a test case twice may pose a substantial runtime overhead and would slow down the search process. Unfortunately, a single *proxied* execution at the beginning of the search would not be sufficient, since whenever we reach higher coverage or use a different type out of the inferred possible ones, the execution path might change, which may lead to new information about the usage of the parameters, which in turn might benefit the search process from there on. Since a search algorithm will likely execute very similar test cases very frequently during its exploration, we therefore use a simple probabilistic approach where an additional *proxied* execution only follows a *regular* execution with a certain probability. This allows balancing the trade-off between the overhead of executing a test case twice and the amount of type information we can collect.

3.3.2 Tracing Parameter Usage. Whenever a test case calls a routine during a proxied execution, we wrap each parameter with a temporary proxy; note that we wrap only objects that are created by the tests, not objects created internally in the SUT, as parameters represent the only point where PYNGUIN needs to make choices based on types. We apply this

```

def foo(a, b): ...

def bar(d): ...

def test():
    int_0 = 42
    var_0 = bar(int_0)
    var_1 = foo(var_0, int_0)

def test_transformed():
    int_0 = 42
    tmp_0 = ObjectProxy(int_0)
    var_0 = bar(tmp_0)

    tmp_1 = ObjectProxy(var_0)
    tmp_2 = ObjectProxy(int_0)
    var_1 = foo(tmp_1, tmp_2)

```

Fig. 7. A code example showing the original test case in function `test` and the transformed test case using proxies in function `test_transformed`.

transformation on-the-fly before the execution. To be able to distinguish which interactions were performed on which proxy, we need to create separate proxies for each parameter. Figure 7 shows an example of such a transformation: function `test` is the original test case, function `test_transformed` shows the code generated from the on-the-fly transformation.

We extract the usage trace from all generated proxies at the end of the test-case execution, i.e., after the last statement of a test case was executed or if a statement raised an error. The test cluster stores the usage traces for each respective parameter. Storing a usage trace means that we merge the new trace with the existing one in the test cluster.

3.3.3 Recording Return Types. Besides information about parameter interactions, we are also interested in the return types of routines. We trace these from the regular execution because they might differ in the proxied execution. The tracing simply inspects the return value of each successfully executed test case statement. If the return type is a collection, we try to inspect the elements of the collection, if any, to retrieve a more precise type. For tuples we inspect all elements, whereas for all other collection types, we only inspect the first element. If no element is available for inspection we assume the parameter type to be `Any`.

We update the return type of a routine in the test cluster whenever we record a return type for it. If the return type previously was unknown, i.e., `Any`, we replace it with the recorded type. Otherwise, we store the union of the types. Note that we store both types in the union even if there exists a subtyping relation between them to avoid traversing the subtype relationships when searching for a routine that returns a specific type. We restrict the size of these unions because PYNGUIN has very limited support for generic types and our approach thus is unable to infer whether a return type might be generic.

3.4 Selecting Parameter Types

PYNGUIN stores both, the developer-annotated types and a list of recently recorded types, in the so-called test cluster. Whenever PYNGUIN adds or modifies a call to a routine in a test case during the generation it needs to create a variable to satisfy a parameter. PYNGUIN queries the test cluster which type to use for that parameter. The test chooses a type for the parameter using a weighted random selection between either the developer-annotated type (if available, weight ω_{dev}), the `None` type (weight ω_{none}), the `Any` type (weight ω_{any}), or a union of the previously inferred types for that parameter (if available, weight ω_{union}). Choosing `Any` allows PYNGUIN to use any value to satisfy the parameter,

```

def less_equal(x: int, y: int) -> bool:
    return x <= y # Correct implementation

def less_equal_mutated(x: int, y: int) -> bool:
    return x < y # Mutated version

def test_less_equal():
    assert less_equal(1, 1) == True # Pass

def test_less_equal_mutated():
    assert less_equal_mutated(1, 1) == True # Fail (mutation detected)

def test_less_equal_wrong_type():
    assert less_equal("1", 1) == True # TypeError

def test_less_equal_mutated_wrong_type():
    assert less_equal_mutated("1", 1) == True # TypeError (mutation not detected)

```

Fig. 8. An example of how types can affect the discovery of mutants regardless of the code coverage.

whereas for the `None` type it uses the `None` value. In Python `None` is often used to convey that a parameter is unused or not set, similar to `null` in Java, in which case the type is irrelevant and which is why we handle `None` as a separate case. In case the union of the currently inferred types is selected, PYNGUIN adds types to the union by randomly picking types with uniform probability inferred by the following strategies: First, if our tracing recorded type checks using `isinstance`, we can randomly pick one of the classes that were used in a type check with uniform probability. For example, if a method contains checks like `isinstance(param, int)` and `isinstance(param, float)` in different execution paths, PYNGUIN might pick either `int` or `float` as type for `param`. Second, we can infer a type based on the parameter types we recorded for certain method invocations, e.g., object comparisons, if those were recorded. Third, if we recorded attribute accesses on a parameter we can pick a type from the set of all types providing the required attributes. Last, if the inferred type is a supported generic type (the builtin collection types), we try to refine the type parameters of the inferred type. For this, PYNGUIN records attribute accesses, methods invocations and `isinstance` checks on the elements of the collection and recursively applies the strategies described here to pick a type for the elements of the collection. We do this in order to provide a collection with a reasonable element type. Finally, the test cluster answers the query for a type of a parameter by probabilistically returning the developer-annotated type, `None`, `Any`, or a union of the inferred types, depending on the ω -weights. PYNGUIN uses this information to select a way to instantiate the required type, e.g., by invoking a constructor of the type itself or one of its subtypes.

4 EVALUATION

Given the proposed approach of type tracing, this section now aims to empirically evaluate its effects.

As described in Section 3.3, type tracing may slow down the search process of PYNGUIN through additional *proxied* execution. Before running further experiments, we therefore need to determine an optimal probability for adding *proxied* executions, such that the positive effects of type information are maximised while the negative impact of the overhead is minimised. We thus ask:

RQ1: What is the optimal probability of *proxied* executions for type tracing in PYNGUIN?

Once we know how *proxied* executions should be configured in PYNGUIN, we want to know whether the type information inferred by type tracing is helpful for generating tests. Thus, we ask:

RQ2: What effect does type tracing have on the achieved branch coverage compared to a random type selection?

A major quality aspect for tests is their fault-finding capability. Using incorrect types can have a negative impact on the fault-finding capabilities, as Fig. 8 exemplifies: The function `less_equal` checks if the first parameter is less than or equal to the second parameter. In the mutated version `less_equal_mutated` the operator is changed to `<` which leads to a different behaviour. The test case `test_less_equal` calls the function with two integers as intended and achieves full coverage. `test_less_equal_mutated` fails and detects the mutant successfully. When the function is called with wrong types, e.g., a string and an integer as in `test_less_equal_wrong_types`, the test case achieves full coverage¹⁴ but fails for both the original and the mutated version of the function. Thus, even though full coverage is achieved in both cases, the fault is only detected when the correct types are used. To shed light on the effects of type tracing on the generated tests' fault-finding capabilities, we thus ask:

RQ3: What is the effect of type tracing on the fault-finding capabilities of the generated tests?

Reliable type inference from type tracing could serve as a lightweight alternative to existing (static) inference tools – similar to `MONKEYTYPE` but without the need for human-written tests. To determine the quality of the types inferred by type tracing, we compare our type tracing approach with existing type-inference tools based on the `TYPEVALPY` [58] benchmark. We therefore ask the following question:

RQ4: What is the quality of the parameter and return types inferred by type tracing?

4.1 Experimental Setup

We conducted an empirical evaluation as follows to answer our research questions.

4.1.1 Experiment Subjects. We use two datasets: `DS1-TUNING` to evaluate the hyperparameter tuning of RQ1 and `DS2-EVALUATION` to answer RQ2, RQ3, and RQ4. We chose to evaluate RQ1 on a separate dataset to avoid biasing the results of the other RQs.

DS1-TUNING. The goal of this dataset is to provide a representative sample of real-world Python modules, where `PYNGUIN` successfully generates tests and the modules are neither trivial to cover nor problematic edge cases, overall enabling reliable hyperparameter tuning. To construct the dataset, we first fetched all available projects from `PyPI`¹⁵ and then randomly sampled 10 000 projects. For these we fetched all metadata from `PyPI`, including the GitHub URL. Using the `GITHUB API`¹⁶ we obtained all Git tags of the projects. The rationale for this is that most developers use Git's tags to mark releases and that the tag's label is similar to the version on `PyPI`. By matching the Git tag included in the `PyPI` metadata with the Git tags from the `GITHUB API` we determined which commit was used for the release. We removed all cases where no GitHub URL was found or where no tag could be matched. In some cases multiple `PyPI` projects point to the same GitHub repository, e.g., when a single GitHub project publishes multiple related packages (e.g., `tool-core` and `tool-extension1`). We dropped such duplicates based on identical GitHub URLs. This resulted in 5 959 projects for further processing. Using the GitHub URLs we cloned the repositories and checked out the matched tags using `GIT`.¹⁷

We executed `PYNGUIN` 30 times on each of the modules of these projects without type tracing and removed all trivially covered modules, i.e., modules that reach 100 % coverage within 10 s or less. Further we removed all modules that could not be executed successfully due to `PYNGUIN` terminating with an error message. The reasons for this are:

¹⁴A line is marked as covered once it has been executed, independent whether the execution was successful or raised an exception.

¹⁵<https://pypi.org/>, last accessed 2025-06-05.

¹⁶docs.github.com/en/rest, last accessed 2025-02-19.

¹⁷git-scm.com/, last accessed 2025-02-19.

- 121 modules where the SUT dependencies could not be installed, due to missing or incompatible packages.
- 230 modules where the SUT contained nothing one can test, for example only private methods.
- 330 modules where the SUT was broken, e.g., due to errors during importing the SUT.
- 63 modules where the module used code that PYNGUIN cannot handle, e.g., due to the use of coroutines.

Finally, we sampled 100 modules randomly from the remaining 2 398 modules resulting in a dataset of 100 non-trivial modules from 71 projects.

DS2-EVALUATION. The goal of this dataset is to provide a sample of real-world Python modules with type annotations, which can be used to evaluate both, the improvement in test generation using existing and/or inferred types as well as the quality of the inferred types. We started with a dataset used by previous work on PYNGUIN [27], which had already excluded projects without any type hints or those with dependencies on native code. We refined this initial set by removing projects that no longer work with Python 3.10, violate invariants of the Python runtime, lead to crashes, or contain only trivial code. To further enhance the dataset’s generalizability for evaluating type inference and test generation, we extended it with modules from TYPESHED¹⁸ and thereby incorporate more type annotations from various modules across a broader range of widely used projects. TYPESHED provides manually crafted type annotations for both the Python standard library and popular third-party libraries. We considered only projects that are marked as ‘fully annotated’ to produce ground truth data for evaluation that is as complete as possible. Because PYNGUIN expects type annotations to be part of the subject’s source code, we automatically processed these selected annotations and merged them with the respective library’s source files. Our merging script uses heuristics to determine the most likely library version from the metadata provided by TYPESHED and uses LIBCST¹⁹ for the actual merging of annotations and implementation code. In total, the dataset comprises 669 modules from 63 projects where developers provided type annotations.

During our initial experiments, we observed that PYNGUIN did not successfully complete all execution runs for every module. To ensure the robustness of PYNGUIN itself, we investigated these failing runs. This process involved identifying and fixing several bugs within PYNGUIN. However, even after these improvements, a number of modules continued to exhibit frequent failures. The predominant remaining failure category was attributed to intrinsic defects within the subject under test (SUT), such as importation errors, syntax errors, or null bytes within its source code. A secondary, less frequent, source of error stemmed from resource limitations (e.g., memory, runtime). Given that current resource allocations were sufficient for the vast majority of executions, and this error category was comparatively minor, an increase in resource provisioning was not pursued to maintain efficiency. As these remaining failures were largely due to SUT-specific issues or fundamental technical limitations, we decided to focus our evaluation on modules where PYNGUIN could operate with reasonable consistency. Therefore, we adopted a heuristic for the results reported in our evaluation: we only considered those modules that yielded at least 25 out of 30 successful repetitions in each of the studied PYNGUIN configurations. Applying this heuristic removed 203 modules from the evaluation and we ended up with 466 modules from 50 projects, which we considered in our evaluation.

4.1.2 Experiment Settings. We implemented type tracing by extending PYNGUIN and executed this extended version on each of the constituent subjects. We use a DOCKER container to isolate the executions from their environment based on Python 3.10.16. All tool runs were executed on dedicated compute servers equipped with an AMD EPYC 7443P CPU and 256 GB RAM. We assign a single CPU core and 4 GB of RAM, as well as a hard time limit of 3 600 s to each run.

¹⁸github.com/python/typeshed, last accessed 2024-04-12.

¹⁹github.com/Instagram/LibCST, last accessed 2025-02-19.


```

## Task Description

**Objective**: Examine and identify the data types of various elements such as function parameters, local variables,
and function return types in the given Python code.

**Instructions**:
1. For each question below, provide a concise, one-word answer indicating the data type.
2. For arguments and variables inside a function, list every data type they take within the current program context
   as a comma separated list.
3. Do not include additional explanations or commentary in your answers.

**Python Code Provided**:

{code}

**Questions**:
{questions}

**Format for Answers**:
- Provide your answer next to each question number, using only one word.
- Example:
  1. int
  2. float
  3. str

**Your Answers**:
{answers}

```

Fig. 9. Prompt used for the GPT-4o-MINI model.

We used PYNGUIN’s implementation of the DynaMOSA [37] algorithm for our executions, which was effective for test generation in PYNGUIN, along with the same parameter settings used in previous work [27]. We chose the weights for the weighted random selection of which parameter type to use (as described in Section 3.4) as follows: type annotated by the developers $\omega_{\text{ann}} = 10$, None type $\omega_{\text{none}} = 1$, Any type $\omega_{\text{any}} = 5$, and union of the currently inferred types for that parameter $\omega_{\text{union}} = 10$. These values reflect that the developer-annotated types shall be considered with high probability; the same holds for unions, which are created when type tracing discovers a new type that also leads to a successful execution of the code under test. To ensure diversity and let PYNGUIN occasionally try new types on the code under test, the value ω_{any} is used; in rare cases, PYNGUIN shall attempt to call the code under test with a None value, which is often used as a default by developers, even if it may not reflect a realistic input. We did not perform any parameter tuning for PYNGUIN beyond the type tracing probability, because the chosen values provided reasonable results. Similar to previous work [27], we limit PYNGUIN’s search budget to 600 s. To minimise the influence of randomness we execute PYNGUIN on each subject 30 times in each configuration. When we refer to configurations, we use *NoTypeHints* for a random type selection and *TypeHints* if PYNGUIN uses the developer-provided type annotations; the suffix *TypeTracing* denotes activated type tracing.

4.1.3 Evaluation Metrics. For each execution of a module, we keep track of the branch coverage over time as well as the overall branch coverage at the end of the search. Additionally, we compute the relative coverage [2] for each module as a percentage. Given the coverage of a subject s in an execution e , denoted by $\text{cov}(s, e)$, we refer to the best coverage on s in any execution by $\max(\text{cov}(s))$ and to the worst coverage on s in any execution by $\min(\text{cov}(s))$. We define the relative coverage $\text{cov}_r(s, e)$ as

$$\text{cov}_r(s, e) = \frac{\text{cov}(s, e) - \min(\text{cov}(s))}{\max(\text{cov}(s)) - \min(\text{cov}(s))}.$$

In case $\min(\text{cov}(s)) = \max(\text{cov}(s))$, i.e., minimum and maximum coverage for a subject s are equal, we define the relative coverage $\text{cov}_r(s, e) = 100\%$ [4].

Additionally, we compute the mutation score [18] as a proxy measure for fault-finding [1, 19, 35, 38]. We use the COSMIC-RAY²⁰ mutation testing tool for Python for this. Using COSMIC-RAY is in line with previous research on test generation for Python [10, 56].

To statistically evaluate if one configuration performs better than another configuration in terms of overall coverage or mutation score, we use the Mann-Whitney U-test [32] with $\alpha = 0.05$. Additionally, we compute the Vargha and Delaney effect size \hat{A}_{12} [57] to investigate the difference in the achieved overall coverage or mutation score between two configurations. Lastly, we use Pearson’s correlation coefficient r [40] to study correlations.

To evaluate the quality of the type tracing retrieved type information, we use precision, recall, and the F_1 score based on partial matches. A partial match is given if the expected type is part of the inferred type. For example, if the ground truth is the type `int` and PYNGUIN yields a type `Union[int, float]`, we consider this a partial match. We use partial over exact matching as PYNGUIN’s type tracing can provide multiple types without preference for each parameter and return type. In principle, a Python method can be called with any type, but values of most types will lead to a type error or other runtime exception. We consider these types invalid. Although type annotations can be used to specify expected types for parameters and return values, this might just be a subset of the valid types. For example, consider a function `add` that adds two numbers using the `+` operator. Its intended use might be to add two integers; floats or even strings (which would be concatenated) are also valid parameter types. However, calling `add` with a dictionary results in a runtime exception and thus `dict` is an invalid type. Our goal is to generate tests that cover as much code as possible for which using any valid type is beneficial. Thus, we consider partial matching as most suitable for test generation.

When comparing the inferred types against a ground-truth type (e.g. `int`) the result is either a partial match (MATCH, e.g. for `Union[int, float]`) or no inferred types matches (MISMATCH, e.g. for `Union[bool, float]`). To gain more detailed insights we treat the cases in which no type was inferred (MISSING) and those in which only the Any type was inferred (ANY) separately from MISMATCH when referring to MATCH, MISMATCH, MISSING, and ANY. ALL refers to the combination of all four cases. We further use precision, recall, and F_1 score to evaluate type inference correctness. The precision P measures the fraction of inferred types that are correct (i.e., constitute a partial match with the ground truth). It is calculated as the number of matches divided by the total number of types our tool inferred: $P = \frac{\text{matches}}{\text{total inferred types}}$. Recall R measures the fraction of all ground-truth types that were correctly identified. It is calculated as the number of matches divided by the total number of types in the ground truth: $R = \frac{\text{matches}}{\text{total ground-truth types}}$. The F_1 score is used to provide a single performance measure that balances both. It is calculated as the harmonic mean of precision and recall: $F_1 = 2 \cdot \frac{P \cdot R}{P + R}$.

We report all measured numbers rounded to three significant digits except for numbers that can be counted exactly, e.g., number of modules or types.

4.1.4 Experiment Procedure. To address RQ1 and RQ2, we monitor the branch coverage achieved by PYNGUIN over time. Specifically, after each iteration of the genetic algorithm employed by PYNGUIN, we record the current branch coverage, storing the most recent value for each elapsed second. This includes measuring the final branch coverage at the end of the search. The data is stored as CSV, along with relevant metadata such as the configuration used, and the project and module under test. After executing all configurations across all modules, we merge the individual CSV records into a single file, which serves as basis of our evaluation. To answer RQ1, we executed PYNGUIN using

²⁰ cosmic-ray.readthedocs.io, last accessed 2024-04-12.

configurations that vary the percentage of performing a proxied execution from 0 % to 100 % in 5 % increments on DS1-TUNING. For all configurations, type tracing is enabled while the use of existing type hints is disabled, i.e., we used *NoTypeHints-TypeTracing*. For RQ2, we executed PYNGUIN using the four configurations *TypeHints*, *TypeHints-TypeTracing*, *NoTypeHints*, and *NoTypeHints-TypeTracing* (see Section 4.1.2) with a probability of 5 % (the optimal probability according to RQ1) for proxied executions on DS2-EVALUATION. Besides measuring coverage we extract the final PYNGUIN-inferred types at the end of the search. We therefore used the TYPEVALPY [58] JSON format. We further extracted existing type hints from the DS2-EVALUATION benchmark and stored them in the same TYPEVALPY JSON format as ground truth.

To address RQ3, we measured the mutation score obtained by COSMIC-RAY for each configuration across all modules. For each run, we initialised a COSMIC-RAY session using the `init` command with a configuration file specifying the module under test path, the test command `pytest --exitfirst` followed by the generated test suite, a timeout of 5 minutes, and the distributor set to `name = "local"`. Before conducting mutation testing, we confirmed that the generated test suite passed on the non-mutated code using the `baseline` command. We then executed mutation testing via `exec`. Overall, the setup adheres to the procedure outlined in the official COSMIC-RAY documentation²¹ and was similarly used in previous work [10]. After completion, we extracted the results from the mutation-testing database by computing the number of surviving mutants, the total number of mutants, and the resulting mutation score. These metrics were subsequently added to the respective CSV row produced by PYNGUIN. The computed mutation scores served as the basis for evaluating RQ3.

To address RQ4, we used the TYPEVALPY [58] infrastructure. TYPEVALPY currently incorporates six non-LLM type-inference tools based on different inference techniques, ranging from static analysis to deep learning: HEADERGEN [59], JEDI,²² PYRIGHT,²³ HITYPER [41], and SCALPEL [23]. While TYPE4PY [34] is also supported, the tool did not work with our datasets due to bugs in the TYPEVALPY infrastructure regarding this tool. Thus, we excluded it from our evaluation. TYPEVALPY also supports the usage of LLMs. We decided to add GPT-4o-MINI to the evaluation, as already its predecessor GPT-3.5 showed to be effective in type-inference tasks [42]. We used the prompt that performed best in the evaluation of TYPEVALPY, which is shown in Fig. 9.

Regarding the evaluation data itself, the default dataset provided by TYPEVALPY has significant limitations for our purposes. Although it contains 154 code snippets with 845 type annotations, these mostly concern local variables rather than the parameter or return types we focus on. Furthermore, its artificial construction does not reflect real-world usage of type hints. To overcome these limitations, we used the DS2-EVALUATION dataset, which we adapted for the TYPEVALPY infrastructure and compared the types inferred by the TYPEVALPY tools against PYNGUIN with type tracing. As ground truth, we used the extracted existing type hints from the DS2-EVALUATION benchmark. We then removed all hints from the benchmark’s modules and ran each tool once while collecting their inferred types as JSONs using the TYPEVALPY infrastructure. Similarly, we executed PYNGUIN with type tracing (*NoTypeHints-TypeTracing*) with a probability of 5 % for the proxied execution (best according to RQ1). To ensure fairness toward the other tools, we executed PYNGUIN only once when answering this RQ, although this approach ignores the potential influence of randomness on the results. To measure performance, we computed the number of partial matches for each tool’s output, compared it to the ground truth, and calculated precision, recall, and F_1 score as described in Section 4.1.3.

²¹ cosmic-ray.readthedocs.io/intro, last accessed 2025-06-06.

²² jedi.readthedocs.io, last accessed 2024-04-12.

²³ github.com/microsoft/pyright, last accessed 2024-04-12.

4.2 Threats to Validity

As any study of this type, our empirical evaluation is subject to several threats to validity.

4.2.1 Internal Validity. Type tracing might influence the observed branch coverage during test-case execution because the SUT might behave differently when the given arguments are wrapped in proxies. To mitigate the problem we measured the coverage in a separate test-case execution, such that the reported coverage cannot be influenced by the proxy. It may happen that a proxy is stored as some form of global state, which might influence the resulting coverage; however, similar to the detection of flaky behaviour, this is a current limitation of PYNGUIN [14]. We introduce a new abstraction for PYNGUIN’s internal type handling. While we cannot guarantee the absence of bugs, we provide sufficient unit tests to ensure that the new abstraction is at least as capable as the previously used one. The proxy, together with the new abstraction allow recording of type checks using `isinstance()`, but type checks using `type()` are currently not supported, which could affect completeness of the collected type information. We explored several implementation strategies but concluded that all viable options introduced significant technical challenges and unacceptable side effects (see Section 3.2.2). Consequently, if the SUT uses `type()` for its runtime checks, PYNGUIN’s type tracing will not observe these checks, potentially reducing its effectiveness. However, the impact of this limitation is contained, as using `isinstance()` is generally considered a better alternative. A search of open-source Python code on GitHub suggests that `isinstance()` is also preferred over `type()` in practice: Querying for conditional checks using `isinstance()` yielded approximately 700 000 results, whereas similar checks using `type()` yielded only around 90 000. Besides those technical limitations, there are newly-added parameters that we did not fine-tune: the weights for the weighted random selection of which parameter type to use (as described in Section 3.4), we chose values that provided reasonable results for a manual small-scale evaluation during development. Future work might be fine-tuning these parameters as well.

4.2.2 External Validity. For DS1-TUNING we only use a sample of 100 modules from 71 projects from PyPI. While this is a reasonable sample size, it is not as large as the number of modules from DS2-EVALUATION. However, we only use this dataset to tune the hyperparameter of type tracing in RQ1. By using a separate dataset, we avoid biasing the results of the other RQs. For DS2-EVALUATION we use a subset of the evaluation subjects from a previous evaluation of PYNGUIN [27], which excluded projects without type hints or with dependencies on native code. We furthermore removed projects that no longer work with Python 3.10. Similarly, we merged the annotations from TYPESHED with the respective module’s source code. We considered only those third-party libraries from TYPESHED that are marked to be fully annotated, which is a decision by the TYPESHED contributor and might not reflect the truth. Additionally, we only used those projects where we were able to find a suitable version of a project from the metadata provided in TYPESHED. Due to this curation and the limited dataset size the results may differ for modules that are not included in our dataset.

4.2.3 Construct Validity. We argued in Section 4.1.3 that using partial matching is more suitable for test generation and for finding valid parameter types than exact matches. However, this metric might not be the best choice for type inference in general. The problem of what constitutes the correct type suggests two answers: (1) the developer-intended type and (2) the type that is valid (no exception during test case execution) for the SUT. The developer-intended type might be given by a type annotation, but might not be valid or – in case of generics – imprecise. On the other hand the valid type for the SUT might be a large set of types, while the SUT is never called with most of them. We argue that whether using partial matching or exact matching depends on the context and goal, and partial matching is the better choice for test generation. Nevertheless, compared to exact matching we might overestimate the performance of the evaluated tools.

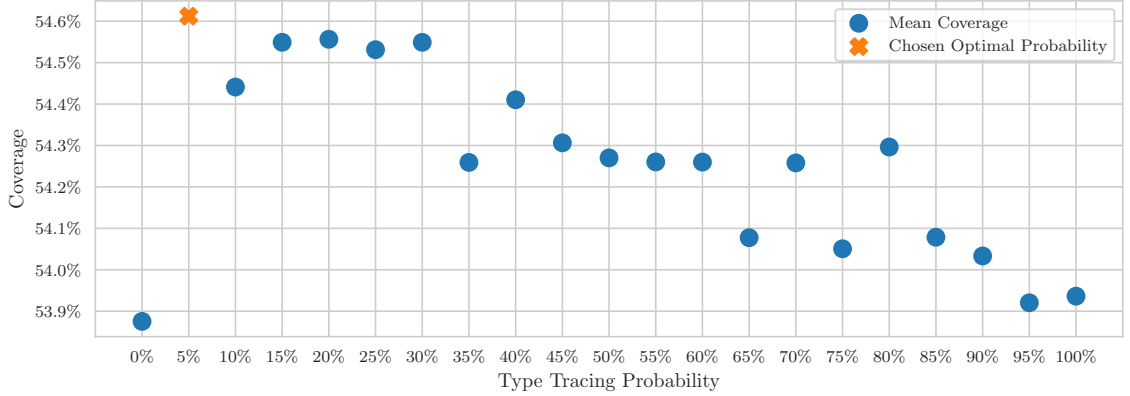


Fig. 10. Mean branch coverage after 600 s on the DS1-TUNING dataset for different probabilities of proxied execution.

4.3 RQ1: Type Tracing Probability

We executed PYNGUIN on DS1-TUNING as outlined in Section 4.1.4, varying the probability of proxied execution (see Section 3.3) from 0 % to 100 % in 5 % increments. Figure 10 presents the mean branch coverage achieved for each of these probabilities. The results show that when the probability of proxied execution is 0 %, i.e., type tracing is disabled, and when it is set to 100 %, the mean branch coverage is lowest. This confirms the expected trade-off:

Proxied executions furnish type information that aids test generation, hence not using type tracing (i.e., 0 %) performs worse. However, the proxied executions also introduce computational overhead due to the duplicated executions (cf. Section 3.3). As this overhead consumes portions of the search budget, it potentially hinders overall exploration; thus always using type tracing (i.e., 100 %) shows diminished coverage.

The branch coverage is optimal for a probability of 5 % for the absolute final branch coverage after 600 s, thus providing the most effective balance between the benefits of dynamic type inference and its associated costs. When the probability is further increased, the mean coverage decreases. Statistical analysis confirms that the 5 % probability setting is significantly better than the 0 % setting (no tracing) on 15 modules, while only 5 modules show a significant decrease in coverage (mean \hat{A}_{12} of 0.53). It also is significantly better than the 100 % setting on 7 modules, while only 1 module shows a significant decrease in coverage (mean \hat{A}_{12} of 0.53). Compared to the other probabilities, the performance at the 5 % setting was comparable to that observed for the 10 % to 30 % range (mean \hat{A}_{12} of 0.5). At higher probabilities (i.e., 35 % to 95 %), the mean \hat{A}_{12} increased up to 0.53. This indicates more modules with decreased coverage and fewer modules with increased coverage compared to the 5 % setting. Consequently, for all subsequent RQs in this paper we utilise this empirically-determined optimal probability of 5 % for proxied execution.

Summary (RQ1: Type Tracing Probability)

In our experiments, the best probability for adding proxied execution within the type tracing strategy is 5 %.

Discussion. The results for RQ1 illustrate the trade-off between the information gained from type tracing’s proxied executions and the computational overhead these executions introduce. The optimal performance at a 5 % probability,

as shown in Fig. 10, suggests that a relatively small amount of dynamic type tracing is sufficient to provide significant benefits to PYNGUIN’s search process.

While we conjecture that computational overhead is the likely main reason why smaller probabilities of proxied executions yield better results, this is not the only possible explanation for the observed trend. An alternative explanation involves the diversity of generated types: The more often the proxied execution is executed, the more type information can be gathered by type tracing. Thus, it might be the case that having more type information available reduces the ratio of randomly chosen types. This, in turn might have a negative impact on the search, e.g., because randomly-chosen types might cover more precondition checks, thus increasing overall coverage. However, this is an unlikely explanation, because the weights for selecting types (in particular ω_{any} for selecting any type and ω_{union} for selecting from the types inferred by type tracing) are not affected by the type tracing probability, always leaving the possibility of PYNGUIN choosing a random type.

The cases where 0 % performed better are modules where the overhead of even minimal tracing outweighed any marginal type-discovery benefits, possibly because types were not the primary challenge. The performance of the 5 % probability is remarkably similar to probabilities in the 10 % to 30 % range. This suggests a plateau where increasing the tracing probability in this lower range does not yield substantially more useful type information relative to the added cost, while the evolutionary search has sufficient time to converge despite the additional overhead. Beyond 30 %, the detrimental effect of the execution overhead becomes increasingly apparent, confirming that excessive proxied execution consumes valuable search time without a proportional gain in type-related insights, leading to a net loss in coverage. The search budget is finite, and each proxied execution reduces the number of possible test executions for the global search.

It is also noteworthy that for a majority of modules (around 50–60 across comparisons), the coverage achieved was “equal” regardless of the tracing probability. As we are only using non-trivial modules without type annotations (see Section 4.1.1), the reason can neither be that the modules are trivial and thus easy to cover, nor that the types are already given. This leaves us with the following possibilities: (1) the number of inferred possible types is not substantially smaller than the general type search space and thus randomly trying types is as good as using type tracing or (2) the bottleneck for coverage in these modules is not type-related but due to other complexities like specific value generation or intricate object states that type tracing does not directly address.

In essence, a 5 % probability for proxied execution appears to be optimal: it is frequent enough to provide PYNGUIN with type information to reduce the search space, but sparse enough to avoid impeding the overall search exploration due to execution overhead.

4.4 RQ2: Effects on Coverage

We executed PYNGUIN on DS2-EVALUATION as outlined in Section 4.1.4, with a probability of 5 % for proxied execution (as determined in RQ1) and four different configurations: *NoTypeHints*, *TypeHints*, *NoTypeHints-TypeTracing* and *TypeHints-TypeTracing*. To determine the performance gain in code coverage due to type tracing, we analysed the effect of it on the achieved branch coverage compared to random type selection. We therefore visualize the development of the mean coverage per configuration over the algorithm runtime of 600 s in Figure 11. The *NoTypeHints* approach reaches 67.7 %, while respecting the existing type hints (*TypeHints*) or adding type tracing to the random typing approach (*NoTypeHints-TypeTracing*) yields 70.4 % and 69.8 % branch coverage, respectively. Best performing is the combination of the existing type annotations with our type tracing technique (*TypeHints-TypeTracing*); it results in 71.0 % branch coverage. Using

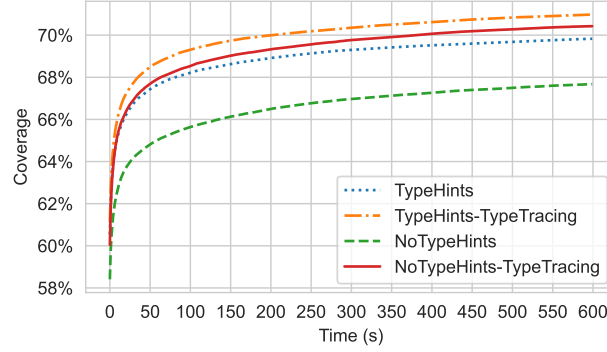


Fig. 11. Development of the branch coverage of the four configurations over the algorithm runtime of 600 s.

Table 1. Comparison of the tested configurations (Treatment) against their baselines (Control) based on final branch coverage. The table reports the number of modules where each configuration performed (significantly) better, equal or (significantly) worse and the Vargha and Delaney \hat{A}_{12} effect size.

Treatment	Control	Better (sig)	Equal	Worse (sig)	Average \hat{A}_{12}
TypeHints	NoTypeHints	124 (80)	295	47 (6)	0.55
NoTypeHints-TypeTracing	NoTypeHints	157 (118)	285	24 (4)	0.59
TypeHints-TypeTracing	NoTypeHints	162 (128)	285	19 (4)	0.60
NoTypeHints-TypeTracing	TypeHints	107 (73)	299	60 (27)	0.53
TypeHints-TypeTracing	TypeHints	123 (77)	306	37 (2)	0.55

either type hints or type tracing improve the coverage achieved by PYNGUIN compared to random type selection. Combining both leads to the best results.

While the mean coverage scores show an improvement when using type hints or type tracing, this might not hold for all modules. To differentiate the impact of type tracing on coverage per module, Table 1 shows the number of (significantly) better, equal, and (significantly) worse modules, alongside the mean Vargha and Delaney effect size \hat{A}_{12} , for the *TypeHints*, *NoTypeHints-TypeTracing*, and *TypeHints-TypeTracing* configurations against the *NoTypeHints* and *TypeHints* baselines. The first three rows of the table demonstrate that when compared to the *NoTypeHints* configuration, applying existing type hints (*TypeHints*), inferring them with type tracing (*NoTypeHints-TypeTracing*), or using both in combination (*TypeHints-TypeTracing*) results in a (significantly) positive effect on coverage for more modules than a negative one. For instance, *TypeHints-TypeTracing* improves coverage in 162 modules while worsening it in only 19. This is supported by the Vargha and Delaney effect size \hat{A}_{12} values, which are all above 0.5, indicating a consistent positive effect of using type information on coverage.

Given that both existing and inferred type hints improve coverage over having no hints, the question arises whether type tracing is still needed when type hints are already present, and vice versa. The fourth row of Table 1, comparing *NoTypeHints-TypeTracing* against the *TypeHints* configuration, shows that inferring types with type tracing has a (significantly) positive effect on more modules (107) than a negative one (60). Furthermore, the final row shows that combining existing hints with type tracing (*TypeHints-TypeTracing*) yields an even greater benefit compared to using existing hints alone, with 123 modules improving versus only 37 declining. The effect sizes \hat{A}_{12} , being greater than 0.5

Table 2. Mean relative coverage values and algorithm iterations per configuration, along with the \hat{A}_{12} effect size compared to the respective base configuration. The effect size columns also show the number of modules with a significant improvement (\uparrow), significant decrease (\downarrow), or no significant effect (\approx). The baseline for *TypeHints-TypeTracing* is *TypeHints*, and for *NoTypeHints-TypeTracing* it is *NoTypeHints*.

Configuration	Rel. Cov. (%)	Rel. Cov. Eff. Size	Mean Alg. It.	Mean Alg. It. Eff. Size
TypeHints	84.8		3 970	
TypeHints-TypeTracing	90.0	0.552 (\uparrow 77 \downarrow 2 \approx 387)	3 800	0.443 (\uparrow 61 \downarrow 132 \approx 273)
NoTypeHints	78.5		3 990	
NoTypeHints-TypeTracing	88.5	0.588 (\uparrow 118 \downarrow 4 \approx 344)	3 890	0.427 (\uparrow 77 \downarrow 174 \approx 215)

Table 3. Mean relative coverage values for the four configurations against whether the inferred types result in MATCH, MISMATCH, MISSING, or ANY. Overall includes all four groups. Additionally, the number of how many cases there are is given in braces. A case here refers to a single MATCH (or any other) of a inferred parameter type with a ground truth type.

Analysis Result Configuration	MATCH	MISMATCH	MISSING	ANY	Overall
NoTypeHints	NaN (0)	NaN (0)	23.4 % (575)	75.0 % (1708)	62.0 % (2283)
NoTypeHints-TypeTracing	92.0 % (602)	81.7 % (425)	25.8 % (592)	63.8 % (578)	64.7 % (2197)
TypeHints	79.6 % (1423)	66.9 % (55)	25.7 % (646)	66.2 % (156)	63.1 % (2280)
TypeHints-TypeTracing	82.9 % (1378)	80.7 % (119)	26.0 % (645)	51.8 % (66)	65.3 % (2208)

for both comparisons, support these findings. Therefore, we conclude that for improving coverage, type tracing is not only beneficial but superior to relying solely on existing type hints, and the combination of both approaches is the most effective strategy.

Since Pynguin covers many branches always, regardless of the used configuration, we consider relative coverage, which removes the influence of the non-changing branches (either always covered or never covered) and makes differences easier to observe. Table 2 reports the mean relative coverage values and number of performed iterations for the different configurations, as well as the Vargha and Delaney effect size \hat{A}_{12} between the techniques. The table compares the influence of type tracing to the respective baseline techniques: For *TypeHints-TypeTracing* the baseline is *TypeHints* and for *NoTypeHints-TypeTracing* the baseline is *NoTypeHints*. On 77 modules *TypeHints-TypeTracing* significantly improved compared to *TypeHints*, while on 118 modules *NoTypeHints-TypeTracing* significantly improved compared to *NoTypeHints*. At the same time, the relative coverage decreased significantly for only a few modules (2 and 4). On most modules (387 and 344) there is no significant effect. Altogether, there are more modules with a coverage increase than with a coverage decrease. The mean effect sizes \hat{A}_{12} of 0.552 and 0.588 reflect this similarly. Removing non-changing branches (either always covered or never covered) shifts the focus towards the remaining hard-to-cover branches. The use of type tracing therefore allows covering more of these hard-to-cover branches across most modules.

Having established the improvement, we want to understand the underlying mechanism. In particular, we investigate to what extent this improvement depends on the presence and correctness — using existing type annotations as ground truth — of the inferred types. Thus, we analyse how presence and correctness affect achieved coverage. We therefore differentiate between partial matches (MATCH), mismatches (MISMATCH), no type inferred (MISSING) or the any type inferred (ANY). After PYNGUIN finishes, we obtain both: the achieved coverage for each method and the types that PYNGUIN inferred and used during this test generation process for each method. As we know the ground truth for

many types in the DS2-EVALUATION dataset based on existing code hints, we compare PYNGUIN’s inferred types against this ground truth, check for partial matching and assign each resulting case to the coverage achieved for the method the type belongs to. Table 3 shows the mean coverage values per configuration and type match along with the number of cases in each group. We observe that using type hints (*TypeHints* and *TypeHints-TypeTracing*) achieves more MATCH cases (1 420 and 1 380) than not using type hints but solely relying on type tracing (602 for *TypeHints-TypeTracing*). However, the achieved relative coverage for MATCH when using type tracing is higher (92.0 % and 82.9 %) than without it (79.6 %). One reason for this might be, that for the goal of achieving coverage the type hints inferred by type tracing are more valuable than existing ones. Another reason could be that the MATCH cases for *NoTypeHints-TypeTracing* high coverage might be easier to achieve. However, due to the MATCH cases for *TypeHints* (1 420) being in a similar range than the ones for *TypeHints-TypeTracing* (1 380) this is likely not the only reason. A combination of both is therefore the most plausible explanation. The distribution for the MISMATCH case is similar to the MATCH case in terms of achieved relative branch coverage, with both *NoTypeHints-TypeTracing* and *TypeHints-TypeTracing* outperforming *TypeHints*. In terms of MISMATCH cases, *NoTypeHints-TypeTracing* (425) comes first, followed by *TypeHints-TypeTracing* (119), and then *TypeHints* (55). This ordering aligns with expectations, as relying solely on type tracing is less likely to achieve a partial match compared to using existing type hints. Furthermore, inferring a wrong type (MISMATCH) leads to a higher coverage than not being able to infer a type at all (MISSING or ANY). We observe this for all but the *NoTypeHints* configuration, which is a special case we will discuss later. Overall, we gain two insights from this analysis. Firstly, type hints inferred by type tracing are more valuable for reaching higher coverage than existing type hints even though they are less likely to match manually annotated types. Secondly, even types that are wrong according to partial matching against manual type hints have a positive impact on the achieved coverage.

While the quality of the inferred types clearly influences the resulting test coverage, another important dimension of the evaluation is how much overhead type tracing introduces, as it requires executing the code. We therefore analyse the effect of type tracing on the search process by considering the number of test generation iterations performed within the fixed time budget, as reported in Table 2. In both cases, *TypeHints-TypeTracing* compared to *TypeHints* and *NoTypeHints-TypeTracing* compared to *NoTypeHints*, the number of mean iterations that were performed within the search time of 600 s are less (3 800 vs. 3 970 and 3 890 vs. 3 990). Similarly, the number of significantly worse modules (132 and 174), meaning more iterations were needed, are more than the number of significantly better modules (61 and 77). On most modules however (273 and 215), there is no significant effect. This is also reflected in the mean \hat{A}_{12} of 0.443 and 0.427 respectively. While configurations with type tracing achieve fewer iterations in the same time due to duplicated executions (see Section 3.3), they still achieve higher coverage than the configurations without type tracing. This shows that the benefits of incorporating type information outweigh the drawback of requiring some duplicated executions.

Summary (RQ2: Effects on Coverage)

Type tracing has a positive and significant influence on the resulting branch coverage and can improve upon developer-provided type hints, yielding additional gains in branch coverage.

Discussion. Augmenting *NoTypeHints* with type tracing yields significantly higher coverage values. However, this is limited to few modules: For *NoTypeHints* we see a significant change in the coverage by adding type tracing for 118 of the 466 modules; using the developer-provided type annotations as a basis, type tracing changes coverage significantly

```
def visit_Import(
    self, node: ast.Import
) -> Union[ast.Import, ast.Try]:
    rewrite = self._get_matched_rewrite(node.names[0].name)
    if rewrite:
        return self._replace_import(node, *rewrite)
    return self.generic_visit(node)
```

Fig. 12. Simplified excerpt from `py-backwards.transformers.base` where the expected parameter type is known but PYNGUIN fails to instantiate the required object.

```
def foo(a: int):
    if isinstance(a, str):
        raise ValueError()
    ...
```

Fig. 13. A code example showing a function that expects an `int` value and has an explicit guard check for the erroneous type `str`.

for 77 of the 466 modules (see Table 1). We have two conjectures why coverage does not significantly improve on the other modules: either they are trivial to cover without type tracing (i.e., even without type information 100 % coverage is achieved, which is the case for 146 of 466 modules), or they require a specific object state to cover a branch, which PYNGUIN cannot generate, e.g., because it does not instantiate the required object or object state. Figure 12 shows a code snippet where the expected parameter type is known through the type annotation. Without type annotations, type tracing can successfully narrow the search space to four possible types, including `ast.Import`. However, even though PYNGUIN then tries to instantiate `ast.Import` it fails to do so in a way that all required nested object states are set properly. As a result, the execution of `visit_Import` causes exceptions, thus neither achieving full coverage nor producing information about the return types.

Another possible explanation for the limited improvement in coverage is that, even without type tracing, PYNGUIN has a reasonable chance of selecting the correct types randomly. Before PYNGUIN starts the search, it analyses the SUT statically to collect all available types. This includes Python built-in types, types from other imported modules, and types/classes declared in the module under test. Thus, the number of types that are considered without type tracing is a finite set of types. During test generation PYNGUIN needs to pass values for the parameters of methods and functions when invoking them. For this, PYNGUIN needs to create primitive values and instantiate objects of some type. Without type tracing PYNGUIN has to choose this type at random which may lead to a low probability of selecting a suitable type. However, as there are many iterations, PYNGUIN will eventually pick a valid type. Thus, type tracing does not introduce entirely new types that would otherwise be inaccessible; rather, it prioritises relevant types, making their selection more efficient and increasing the likelihood of reaching higher coverage faster.

One way in which type tracing provides benefits in addition to the annotated type information (*TypeHints-TypeTracing*) is by suggesting types that are not annotated but referenced in a routine's body. Figure 13 provides a simple example: the checking branch will only be covered with a very low probability when not using type tracing, because it is unlikely that PYNGUIN uses a `str` as an input here. Type tracing records the explicit type check and allows PYNGUIN to explicitly instantiate a `str` because it knows from type tracing that there is a check for that type. PYNGUIN will not eliminate the type information provided by the annotation in the code, i.e., the expected type `int`; thus, it effectively records the union of both types here.

```

Name = str

def greet(name: Name):
    return f"Hello,_{name}!"

```

Fig. 14. A code example showing a type alias along with a function that uses the alias. PYNGUIN resolves the alias to the actual type `str` and reports it while the ground truth is the alias `Name`. This leads to a *MISMATCH* in the type inference.

Table 4. Mean mutation scores for the four configurations *NoTypeHints*, *TypeHints*, *NoTypeHints-TypeTracing* and *TypeHints-TypeTracing*.

Configuration	Mean Mutation Score
NoTypeHints	23.4 %
NoTypeHints-TypeTracing	23.5 %
TypeHints	24.4 %
TypeHints-TypeTracing	24.2 %

In Table 3, the NaN (\emptyset) values for the *NoTypeHints* configuration under the MATCH/MISMATCH categories are expected. When PYNGUIN neither utilises existing type hints nor infers any types, it cannot generate meaningful type information. In such cases, it either assigns the generic ANY type or provides no type at all. For the *TypeHints* configuration, PYNGUIN relies solely on existing type hints without performing type inference. This suggests that we should typically observe either a MATCH, when a type hint is present, or a MISSING/ANY, when no type hint is available. However, the table also includes MISMATCH values, which may seem unexpected at first. The reason for these MISMATCH values is Python’s support for type aliases. Figure 14 provides a code example demonstrating how a type alias can lead to a mismatch in our analysis. Essentially, PYNGUIN reports a type based on its internal processing, which may differ from the alias used in our dataset. One might argue that both the alias and the actual type are valid types for the parameter. However, when constructing our dataset, we chose to treat the alias as the ground truth as resolving type aliases to their original types could introduce ambiguities.

4.5 RQ3: Effects on Fault Finding

We use the test suites generated as part of the experiment for RQ2 to answer this question on their fault-finding capabilities. The baseline configuration *NoTypeHints* achieves a mean mutation score of 23.4 % (see Table 4). Incorporating the developer-provided type hints (*TypeHints*) results in an increased mean mutation score of 24.4 % suggesting that the type hints are not only beneficial for coverage but also for fault finding. Adding type tracing (*NoTypeHints-TypeTracing*) to the *NoTypeHints* configuration yields a mean mutation score of 23.5 %, which is only slightly better than the *NoTypeHints* configuration and worse than the *TypeHints* configuration. Therefore, type tracing on its own does not improve the mutation score as much as using existing type hints. Additionally, using type tracing on top of the type-hint respecting configuration (*TypeHints-TypeTracing*) results in a mean mutation score of 24.2 %, which is slightly worse than the *TypeHints* configuration.

However, the differences in the mean mutation scores are rather small and thus could be due to noise in the data. By looking at the number of (significantly) better, equal, and (significantly) worse modules and the mean Vargha and Delaney effect size \hat{A}_{12} [57] comparing the *TypeHints*, *NoTypeHints-TypeTracing* and *TypeHints-TypeTracing* configurations against the *NoTypeHints* and *TypeHints* configurations in Table 5 we can analyse the influence of type hints and type tracing on

Table 5. Comparison of the tested configurations (Treatment) against their baselines (Control) based on mutation scores. The table reports the number of modules where each configuration performed (significantly) better, equal or (significantly) worse and the Vargha and Delaney \hat{A}_{12} effect size.

Treatment	Control	Better (sig)	Equal	Worse (sig)	Average \hat{A}_{12}
TypeHints	NoTypeHints	154 (52)	130	126 (22)	0.522
NoTypeHints-TypeTracing	NoTypeHints	145 (45)	135	130 (21)	0.518
TypeHints-TypeTracing	NoTypeHints	154 (65)	122	134 (30)	0.528
NoTypeHints-TypeTracing	TypeHints	136 (27)	125	149 (36)	0.495
TypeHints-TypeTracing	TypeHints	141 (28)	132	137 (12)	0.508

the mutation score in more detail. The first three rows of the table show that compared to the *NoTypeHints* configuration, using either existing type hints (*TypeHints*) or adding type tracing (*NoTypeHints-TypeTracing*) or both (*TypeHints-TypeTracing*) has a (significant) positive effect on more modules than it has a negative effect on. The Vargha and Delaney effect size \hat{A}_{12} values of slightly above 0.5 indicate a small positive effect of using type hints and/or type tracing on the mutation score. We conjecture that these (significantly) worse mutation scores are likely a result of the execution overhead introduced by type tracing (see Section 3.3), as additional test executions lead to fewer iterations and thus might result in less coverage and consequently a worse mutation scores.

While both using existing type hints and inferring them with type tracing are superior to using no type hints at all, the question remains which of the two approaches is more effective. The second last row of Table 5 shows that compared to the *TypeHints* configuration, using type tracing (*NoTypeHints-TypeTracing*) is (significantly) worse on more modules than it is better on, which is supported by the small negative effect size \hat{A}_{12} . There are two possible explanations for this: first, the existing human annotations may provide more precise or useful type information than what type tracing can infer. Second, the execution overhead introduced by type tracing leads to reduced test coverage, which in turn negatively impacts the mutation score. However, when using type tracing in combination with existing type hints (*TypeHints-TypeTracing*), there are more modules with a (significantly) positive effect than a negative effect and the average effect size \hat{A}_{12} is also slightly above 0.5. We conclude that although type hints are slightly more effective in improving mutation scores than type tracing, the combination of both approaches is the most effective strategy.

Summary (RQ3: Effects on Fault Finding)

The types used during test generation barely influence the mutation score and thereby the fault-finding capabilities of generated tests. Using as much type information as possible – including existing type hints and type information gathered by our type tracing approach – yields the best results nevertheless.

Discussion. The changes of the mutation score by adding type tracing to the test-generation process are small but still beneficial. The mean mutation scores are quite low for all configurations (see Table 4). These small numbers are in line with previous research using a similar tool chain (PYNGUIN and COSMIC-RAY) [10, 56]. Thus, we argue that the low mutation scores are an inherent problem of PYNGUIN’s approach to assertion generation and independent of type information. While improving the assertion generation is not part of the scope of this work, it imposes an interesting challenge for future research.

We have two conjectures for the higher mutation scores of the type tracing configurations: higher coverage and fewer exception-throwing tests. Higher coverage allows to cover more mutants and thus enables their killing. The additional

```
def is_com_url(url):
    if url.endswith(".com"):
        return True
    else:
        return False
```

Fig. 15. A method requiring an object with an `endswith` attribute, such as a string, as input to not raise an `AttributeError`.

Table 6. Type inference results for the parameters of the tools from TYPEEVALPY and type tracing. The tools are sorted alphabetically; we highlighted the best-performing tool (GPT-4O-MINI) and our own (PYNGUIN).

Tool Name	Matches	Precision	Recall	F ₁ score
GPT-4O-MINI	2 520	0.732	0.712	0.722
HEADERGEN	12	0.003 49	0.068 6	0.006 64
HiTYPER	199	0.057 8	0.522	0.104
HiTYPER-DL	199	0.057 8	0.522	0.104
JEDI	2	0.000 581	0.001 56	0.000 847
PYNGUIN	720	0.209	0.221	0.215
PYRIGHT	0	0	0	0
SCALPEL	274	0.079 6	0.054 0	0.064 4
TYPE4PY	0	0	0	0

type information from type tracing allows to generate better inputs, which may lead to fewer exception-throwing tests due to wrong input types. Consider for example Fig. 15. The method `is_com_url` requires an argument `url`. PYNGUIN without type tracing needs to try out all builtin types including various generic types. For most types an `AttributeError` is raised during test execution which neither allows to cover the `True` nor the `False` branch. At some point PYNGUIN will by chance choose a string as input for the method and it will cover either of the two branches. With type tracing PYNGUIN requires exactly two iterations: In the first one it will choose an arbitrary type. From this it will learn that the method requires an object with an `endswith` attribute. In the second iteration it will choose a string, which satisfies the requirement of having an `endswith` attribute and the test will cover one of the branches. Overall, type tracing allows for a better usage of the resources for the test generation.

4.6 RQ4: Quality of Inferred Types

To evaluate the quality of the inferred types, we executed PYNGUIN on DS2-EVALUATION without type hints. Additionally, as outlined in Section 4.1.4, we executed six further type-inference tools that are part of TYPEEVALPY [58]. Tables 6 and 7 show the type inference results for the tools from TYPEEVALPY and type tracing in terms of the number of partial matches, precision, recall, and F₁ score, for parameters and return types respectively. The results are similar for both. In terms of the F₁ score, PYNGUIN substantially outperforms all other non-LLM tools. Its scores (parameter: 0.215, return: 0.387) are almost twice that of its closest competitor, HiTYPER (parameter: 0.104, return: 0.194). Compared to HiTYPER, PYNGUIN has a higher precision for both, parameter (0.209 vs. 0.057 8) and return types (0.444 vs. 0.113), but a lower recall for both, parameter (0.221 vs. 0.522) and return types (0.343 vs. 0.667). Compared to GPT-4O-MINI (parameter: 0.722, return: 0.827), PYNGUIN and all other tools perform worse in terms of F₁ score, precision, and recall. There are two possible reasons that mainly influence the high performance of GPT-4O-MINI: there is a reasonable chance of data leakage, i.e., the code in our dataset has been used during the training of the LLM. We only removed the type

Table 7. Type inference results for the return values of the tools from TYPEVALPY and type tracing. The tools are sorted alphabetically; we highlighted the best-performing tool (GPT-4O-MINI) and our own (PYNGUIN).

Tool Name	Matches	Precision	Recall	F1 score
GPT-4O-MINI	1 830	0.834	0.820	0.827
HEADERGEN	12	0.005 48	0.031 9	0.009 36
HiTYPER	248	0.113	0.667	0.194
HiTYPER-DL	242	0.111	0.651	0.189
JEDI	336	0.153	0.063 1	0.089 4
PYNGUIN	972	0.444	0.343	0.387
PYRIGHT	0	0	0	0
SCALPEL	957	0.437	0.107	0.172
TYPE4PY	0	0	0	0

annotations for our experiments; thus, they could have been part of the LLM’s training data, which would allow the LLM to basically re-add the annotations. Another reason could be that GPT-4O-MINI is able to predict the types of a focal method based on the variables names, code structure, or other information that the model retrieves from our prompt. In both cases a test generator profits from having the type information available [6, 60]. Having a tool that can predict types with high accuracy suggests to integrating GPT-4O-MINI into PYNGUIN for type inference as it is promising future work. However, type tracing is not mutually exclusive with the other evaluated approaches, as we demonstrated in our experiments by combining using existing type hints with type tracing. Therefore, one could use the output of any static tool, such as HiTYPER, or even the predictions from GPT-4O-MINI, as a baseline and augment it with types observed by type tracing during test generation. This would likely yield superior results, as the dynamic analysis of type tracing can fill gaps where static inference or LLMs fail. Nevertheless, the high performance of GPT-4O-MINI in comparison to the other tools shows that future work on type inference for Python should focus on using LLMs.

Summary (RQ4: Quality of the Types)

The quality of the types inferred by type tracing is comparable to and often better than other non-LLM state-of-the-art tools of the TYPEVALPY benchmark. Type tracing’s dynamic analysis is orthogonal to the other approaches allowing for hybridisations.

Discussion. The quality of type information inferred by PYNGUIN is directly influenced by the test generation’s ability to achieve code coverage. For return types, the type tracing approach requires a successful, exception-free invocation of a routine to collect a return type. For parameter types, type tracing allows PYNGUIN to infer more and better parameter types as more code is covered. Deeper nested branches may contain statements that provide additional constraints on parameter types, thereby limiting the number of possible types.

To investigate the correlation we plot the type score (MATCH over ALL) of both, parameter and return inference results, against the final average code coverage for our best-performing configuration in Fig. 16. The analysis reveals a positive and significant Pearson’s correlation coefficient $r = 0.546$ ($p = 2.10 \times 10^{-29}$). This supports the hypothesis that achieving higher code coverage has a direct, positive impact on the quality of inferred types. Despite this correlation, edge cases exist; for instance, Fig. 17 shows a trivial method `execute(self, lexer:Lexer)` with a single line of functional code in it’s method body. It is fully covered without needing specific types, so PYNGUIN’s type inference

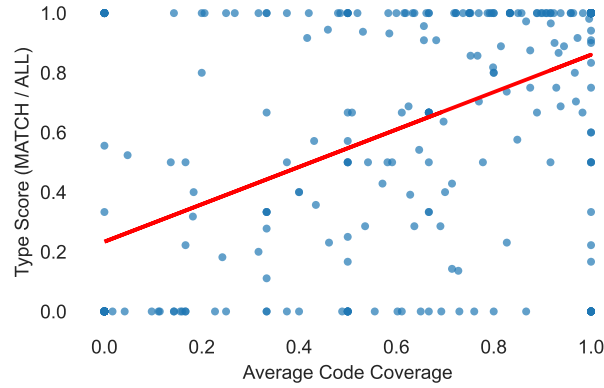


Fig. 16. Type Score (MATCH over ALL) against average code coverage. The correlation line is shown in red. The correlation is significant with a Pearson’s correlation coefficient $r = 0.546$ ($p = 2.10 \times 10^{-29}$).

```
def execute(self, lexer:Lexer):
    lexer.skip()
```

Fig. 17. A method that is fully covered without requiring any type information.

```
def visit_Import(self, node: ast.Import) -> Union[ast.Import, ast.Try]:
    rewrite = self._get_matched_rewrite(node.names[0].name)
    if rewrite:
        return self._replace_import(node, *rewrite)
    return self.generic_visit(node)
```

Fig. 18. GPT-4O-MINI is not able to infer the correct type for the *node* parameter of the *visit_import* method, while PYNGUIN infers the correct type `ast.Import` among other possible types.

```
def get_domain() -> Optional[str]:
    """
    Returns the domain for the current VCS

    :return: The domain in string form
    """
    return get_hvcs().domain()
```

Fig. 19. PYNGUIN is the only tool that infers the correct return type `Str` | None of the method *get_domain*.

process is not triggered. While such edge cases exist, the overall correlation confirms that coverage drives type quality, which is best understood through a qualitative analysis of examples for successes and failures.

We can find a positive example of the how coverage influences type quality in Fig. 18, where PYNGUIN succeeds because of type tracing allowing PYNGUIN to find a suitable parameter type for the *node* parameter. In this case, over multiple iterations type tracing infers from `node.names[0].name` that *node* must have a *names* attribute, that the *names* value must be an *iterable* which again must contain elements that have the *name* attribute. PYNGUIN then searches through the project’s loaded modules to find a class `ast.Import` that satisfies these constraints. It then uses this class to

```
def convert_path(pathname: str) -> str:
    """Return 'pathname' as a name that will work on the native filesystem,
    i.e. split it on '/' and put it back together again using the current
    directory separator. Needed because filenames in the setup script are
    always supplied in Unix style, and have to be converted to the local
    convention before we can actually use them in the filesystem. Raises
    ValueError on non-Unix-ish systems if 'pathname' either starts or
    ends with a slash.
    """
    if os.sep == '/':
        return pathname
    if not pathname:
        return pathname
    if pathname[0] == '/':
        raise ValueError("path_%s' cannot be absolute" % pathname)
    if pathname[-1] == '/':
        raise ValueError("path_%s' cannot end with '/'" % pathname)

    paths = pathname.split('/')
    while '.' in paths:
        paths.remove('.')
    if not paths:
        return os.curdir
    return os.path.join(*paths)
```

Fig. 20. PYNGUIN fails to overcome the input verification of `convert_path` if `os.sep == '/'` which is not dependent on the input type or value.

```
def optimizeConfigs(self, interpreter: ATNSimulator):
    if self.readonly:
        raise IllegalStateException("This set is readonly")
    if len(self.configs) == 0:
        return
    for config in self.configs:
        config.context = interpreter.getCachedContext(config.context)
```

Fig. 21. PYNGUIN infers `None` as the return type of the `optimizeConfigs` method, while the ground truth is `ASTNSimulator`.

generate a test that achieves higher coverage and it correctly inferred the type. In contrast, GPT-4O-MINI fails to identify the correct type in this example because it lacks the execution context to resolve such project-specific dependencies, even if the code was part of its training data. This ability to outperform other tools is not an isolated incident. In 2 180 of 5 630 cases, PYNGUIN infers a wider set of possible types than other TYPEEVALPY tools. Furthermore, in 325 cases, only PYNGUIN infers the correct type, often because other tools fail to report certain types, such as the `None` or the `Optional`-type correctly. For example, in Fig. 19, PYNGUIN is the only tool to infer a useful and correct type annotation (`str | None`), whereas other tools provide nothing.

However, reliance on coverage also introduces drawbacks. When PYNGUIN fails to achieve sufficient coverage, type inference quality degrades. Failures typically occur when a method under test is inside a class that PYNGUIN cannot instantiate, or when it contains logic that is not dependent on test inputs, such as environment checks. For instance, in Fig. 20, the guard `if os.sep == '/'` is dependent on the operating system, not the test inputs, making the branch unreachable and preventing PYNGUIN from exploring the method's core logic. Another concrete example of such a failure is shown in Fig. 21. Here, the core logic of the `optimizeConfigs` method is protected by checks that depend on how its class is initialized. PYNGUIN is unable to synthesize a suitable class instance to satisfy these checks, and thus `None` as input behaves like an object of type `ASTNSimulator`. Thus, PYNGUIN infers `None` as type for the parameter `interpreter` instead of the ground truth `ASTNSimulator`, directly linking the failure in test generation to the failure in type inference.

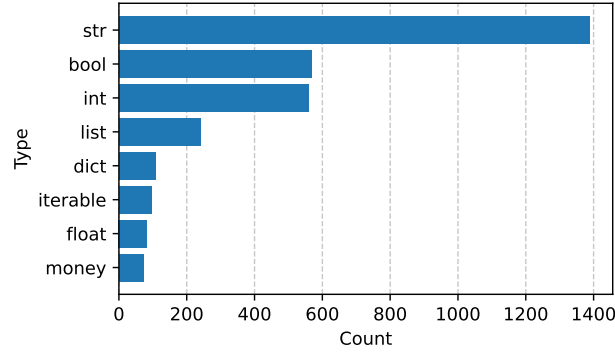


Fig. 22. Type counts of the most frequent types.

These successes and failures raise a more fundamental question about what constitutes a ‘correct’ type in a dynamic context. We designed type tracing to find any parameter type that allows for successful execution, which may not always align with the single type a developer intended. For example, while a developer might write a function expecting integers, Python may still successfully execute if floats are passed instead: `add(1.0, 2.0)` works even if the original intent was `add(1, 2)`. We argue this is often beneficial. Discovering that a function correctly handles unexpected but valid input types can reveal guard-checking branches (as in Fig. 12) or suggest to a programmer that a more abstract parameter type could be used, thereby improving the code’s design.

Besides the question of what is the ‘correct’ type, the evaluation based on `TYPEVALPY` is also limited regarding generic types: a `list[int]` is only represented as a `list` for `TYPEVALPY`, similarly for other generic types. Especially for return types, our type tracing approach provides more fine-grained information from its recordings; it records also the element type of the generic container. Another reason for missing certain matches is that the type system behind type tracing does some unification of types and merges, e.g., a type and its super type to only the super type. While this is reasonable and the test generator takes care of it during test-input generation, it results in failing matches with `TYPEVALPY`, which affects the score negatively but would arguably nevertheless be correct. Furthermore, we do not study the correctly determined types on local variables because our type tracing approach currently does not take them into account — a variable local to a function can usually not be set from the outside of the function during execution and is thus not beneficial for our use case of type tracing: test generation.

When discussing type correctness we are interested in the constitution of types in our dataset. `DS2-EVALUATION` is dominated by primitive types, as shown in Figure 22, where `str` is the most frequent type, followed by `bool` and `int`. While built-in generic types (`list`, `dict`, `iterable`) are also quite common and there is even a custom type `money`, the distribution is heavily in favor of primitive types. This may bias the evaluation and the apparent performance of the inference approaches, since correctly inferring simple and common types might be generally easier than inferring generic or user-defined types. In turn, this might limit the generalisability of the results to more diverse or domain-specific codebases. However, as our dataset is sampled from real-world projects we argue that the distribution of types is at least somewhat close to the real-world distribution of types. In general, as long as there are non-primitive types, the quality of inferred types can be improved by increasing the coverage of generated tests. Therefore, more research on the generation of input objects is required [6, 60].

5 RELATED WORK

Most existing work on type inference uses static analysis of source code. Among these, the attribute-centric type inference [63] is maybe closest to our work. This approach consists of collecting and querying sets of attribute accesses to predict types, including for container parameters. Unlike our approach, this is done statically, with the aim to predict types for existing code, whereas our aim is it to generate new test cases. Probabilistic type inference [54] is also closely related since it uses its type model to guide test generation. The approach, implemented for JavaScript, constructs relations between the elements of the SUT's AST. Based on these relations, it creates a probabilistic type model using a semantic analysis of the AST, which assigns probabilities to each element being of a certain type; e.g., the expression $x = y + z$ can be applied to both, strings and numbers, which is why each type would have assigned a probability of 50%. The approach uses the probabilities from this model during test-case construction to choose the types for parameters. It is static and uses types based on the model's probabilities, where our approach retrieves the types from dynamic executions. While we avoid constructing relations between AST elements it requires our test generator to come up with input types that allow for successful execution of the module's functions to start the type tracing. Combining both approaches might be promising to find possible input types more quickly.

While a main difference between most of these prior approaches and our work is that our technique is dynamic, there is also prior related work using dynamic analysis. In particular, `MONKEYTYPE`²⁴ observes an SUT during runtime and collects information which parameter types are passed to functions and what their return types are. The approach for recording return types works similar to ours, but for parameter types, it relies on the premise that if a developer implements a routine then there must be a location where this new routine is called. Furthermore, `MONKEYTYPE` requires external executions of the SUT for its recording (e.g., existing test cases). Our approach, in contrast, does not require these existing executions because we generate test case ourselves.

Recently, Large Language Models (LLMs) have been integrated into `PyNGUIN` to predict the types of the SUT's parameters before generating test cases [67]. The approach queries the LLM to retrieve the types of the parameters of a function before generating test cases, thus reducing the search space for the test generator. However, the approach does not iteratively refine the types of the parameters during test generation and is limited by the LLM's initial predictive capabilities. A promising hybrid approach would be to combine these methods: the LLM's predictions could provide a strong initial starting point, which type tracing could then dynamically refine during test generation. We plan to explore this hybridization in future work.

Several type checkers exist for Python, such as `PyType` and `MyPy`, which employ static analysis to perform type inference. A core principle of these tools is soundness: they only infer types they can definitively prove. Consequently, if the exact type of an expression is unclear during static analysis, these tools may not infer a type at all. While soundness is crucial, this characteristic, combined with Python's dynamic nature and the inherent over-approximations [30] required by static analysis, means inferred types can sometimes be imprecise or overly general [39]. Static type inference itself is an established field with ongoing research (e.g., [15]) aiming to address these challenges. Our approach differs by focusing on inferring or recording types that are pragmatically close to the ground truth, even if this means occasionally sacrificing strict soundness for broader coverage or more specific (though potentially unverified) type information. We compared the quality of type predictions from type tracing with several static approaches using `TYPEEVALPY` [58], a recently proposed standard micro-benchmark for type-inference approaches for the Python programming language.

²⁴<https://monkeytype.readthedocs.io/en/latest/>, last accessed 2024-04-12.

Our results (see Section 4.6) demonstrated that type tracing achieves comparable or superior results to several static type inference tools.

6 CONCLUSIONS

In this paper we introduced type tracing, a novel approach to infer missing parameter and return type information during unit-test generation for Python programs. To infer parameter types, type tracing wraps arguments in proxies which track how they are used during test execution and then aims to infer types that match these usages. For return types, we simply observe the types of the values returned from routines. We implemented type tracing into the PYNGUIN test-generation framework, and in our experiments observed type predictions that are of similar quality compared to other state-of-the-art type-inference approaches. Our experiments also show that observed (relative) coverage can increase by up to 90.0 % on modules from real-world projects, with minor effects also on fault-finding capability.

While our presentation and implementation focusses on the Python programming language and the PYNGUIN test-generation framework, in principle the approach itself can be applied to other programming languages, such as JavaScript, or test generators, such as HYPOTHESIS [28, 29]. Considering the observed accuracy of LLMs during type inference, querying an LLM for initial type hints and then refining those using type tracing could also be a promising approach for future work.

However, knowing the type of a parameter may not be sufficient for generating effective tests: There is also the challenge of instantiating valid and interesting objects matching these types, which is an aspect automated unit test generation tools still struggle with [27, 52]. While this problem is orthogonal to the question of type inference, the tracing functionality provided by type tracing may be useful for supporting approaches that aim to identify how to construct complex objects (e.g., [24]).

7 DATA AVAILABILITY

We provide a supplementary artefact consisting of the used Docker images, the projects used for evaluation, the raw result data, and our data analysis from Zenodo to allow for future usage [21].

ACKNOWLEDGMENTS

This work was partially supported by the German Research Foundation (DFG) under grant FR 2955/5-1 (TYPES4STRINGS: Types For Strings).

REFERENCES

- [1] James H. Andrews, Lionel C. Briand, and Yvan Labiche. 2005. Is Mutation an Appropriate Tool for Testing Experiments?. In *International Conference on Software Engineering (ICSE)*. ACM, 402–411. doi:10.1145/1062455.1062530
- [2] Andrea Arcuri and Gordon Fraser. 2013. Parameter tuning or default values? An empirical investigation in search-based software engineering. *Empirical Software Engineering* 18, 3 (2013), 594–623. doi:10.1007/s10664-013-9249-9
- [3] Stefan Bucur, Johannes Kinder, and George Candea. 2014. Prototyping symbolic execution engines for interpreted languages. *SIGARCH Comput. Archit. News* 42, 1 (Feb. 2014), 239–254. doi:10.1145/2654822.2541977
- [4] José Campos, Yan Ge, Nasser Albunian, Gordon Fraser, Marcelo Eler, and Andrea Arcuri. 2018. An empirical evaluation of evolutionary algorithms for unit test suite generation. *Information & Software Technology* 104 (2018), 207–235. doi:10.1016/j.infsof.2018.08.010
- [5] Luca Cardelli. 2004. Type Systems.
- [6] Shauvik Roy Choudhary, Alessandra Gorla, and Alessandro Orso. 2015. Automated Test Input Generation for Android: Are We There Yet?. In *International Conference on Automated Software Engineering (ASE)*. IEEE Computer Society, 429–440. doi:10.1109/ASE.2015.89
- [7] Arghavan Moradi Dakhel, Amin Nikanjam, Vahid Majdinasab, Foutse Khomh, and Michel C. Desmarais. 2024. Effective test generation using pre-trained Large Language Models and mutation testing. *Information and Software Technology* 171 (July 2024), 107468. doi:10.1016/j.infsof.2024.107468

- [8] Xuefeng Ding, Wanyu Huang, Ying Liu, Chen Wantao, and Ding Xuyang. 2016. Dynamic Symbolic Execution Tool for Python Programs. In *2016 International Conference on Intelligent Transportation, Big Data & Smart City (ICITBS)*. 212–217. doi:10.1109/ICITBS.2016.88
- [9] Swaroopa Dola, Matthew B. Dwyer, and Mary Lou Soffa. 2021. Distribution-Aware Testing of Neural Networks Using Generative Models. In *International Conference on Software Engineering (ICSE)*. IEEE, 226–237. doi:10.1109/ICSE43902.2021.00032
- [10] Nicolas Erni, Al-Ameen Mohammed Ali Mohammed, Christian Birchler, Pouria Derakhshanfar, Stephan Lukasczyk, and Sebastiano Panichella. 2024. SBFT Tool Competition 2024 - Python Test Case Generation Track. *CoRR* abs/2401.15189 (2024). arXiv:2401.15189
- [11] Gordon Fraser and Andrea Arcuri. 2013. Whole Test Suite Generation. *IEEE Transactions on Software Engineering* 39, 2 (2013), 276–291. doi:10.1109/TSE.2012.14
- [12] Liang Gong, Michael Pradel, Manu Sridharan, and Koushik Sen. 2015. DLint: Dynamically Checking Bad Coding Practices in JavaScript. In *International Symposium on Software Testing and Analysis (ISSTA)*. ACM, 94–105. doi:10.1145/2771783.2771809
- [13] Luca Di Grazia and Michael Pradel. 2022. The Evolution of Type Annotations in Python: An Empirical Study. In *Joint Meeting of the European Software Engineering Conference and the Symposium on the Foundations of Software Engineering (ESEC/FSE)*. ACM, 209–220. doi:10.1145/3540250.3549114
- [14] Martin Gruber, Muhammad Firhard Roslan, Owain Parry, Fabian Scharnböck, Phil McMinn, and Gordon Fraser. 2024. Do Automatic Test Generation Tools Generate Flaky Tests. In *International Conference on Software Engineering (ICSE)*. ACM, 47:1–47:12. doi:10.1145/3597503.3608138
- [15] Mostafa Hassan, Caterina Urban, Marco Eilers, and Peter Müller. 2018. MaxSMT-Based Type Inference for Python 3. In *International Conference on Computer Aided Verification (CAV) (Lecture Notes in Computer Science, Vol. 10982)*. Springer, 12–19. doi:10.1007/978-3-319-96142-2_2
- [16] Vincent J. Hellendoorn, Christian Bird, Earl T. Barr, and Miltiadis Allamanis. 2018. Deep Learning Type Inference. In *Joint Meeting of the European Software Engineering Conference and the Symposium on the Foundations of Software Engineering (ESEC/FSE)*. ACM, 152–162. doi:10.1145/3236024.3236051
- [17] Alex Holkner and James Harland. 2009. Evaluating the dynamic behaviour of Python applications. In *Australasian Computer Science Conference (ACSC) (CRPIT, Vol. 91)*. Australian Computer Society, 17–25. <http://crpit.scem.westernsydney.edu.au/abstracts/CRPITV91Holkner.html>
- [18] Yue Jia and Mark Harman. 2011. An Analysis and Survey of the Development of Mutation Testing. *IEEE Transactions on Software Engineering* 37, 5 (2011), 649–678. doi:10.1109/TSE.2010.62
- [19] René Just, Darioush Jalali, Laura Inozemtseva, Michael D. Ernst, Reid Holmes, and Gordon Fraser. 2014. Are Mutants a Valid Substitute for Real Faults in Software Testing?. In *International Symposium on Foundations of Software Engineering (FSE)*. ACM, 654–665. doi:10.1145/2635868.2635929
- [20] Sebastian Kleinschmager, Stefan Hanenberg, Romain Robbes, Éric Tanter, and Andreas Steffik. 2012. Do Static Type Systems Improve the Maintainability of Software Systems? An Empirical Study. In *International Conference on Program Comprehension (ICPC)*. IEEE Computer Society, 153–162. doi:10.1109/ICPC.2012.6240483
- [21] Lukas Krodinger, Stephan Lukasczyk, and Gordon Fraser. 2025. *Artifact for the paper "Combining Type Inference and Automated Unit Test Generation for Python" submitted to TOSEM 2025*. doi:10.5281/zenodo.15788696
- [22] Caroline Lemieux, Jeevana Priya Inala, Shuvendu K. Lahiri, and Siddhartha Sen. 2023. CodaMosa: Escaping Coverage Plateaus in Test Generation with Pre-trained Large Language Models. In *2023 IEEE/ACM 45th International Conference on Software Engineering (ICSE)*. 919–931. doi:10.1109/ICSE48619.2023.00085 ISSN: 1558-1225.
- [23] Li Li, Jiawei Wang, and Haowei Quan. 2022. Scalpel: The Python Static Analysis Framework. *CoRR* abs/2202.11840 (2022). arXiv:2202.11840
- [24] Yun Lin, You Sheng Ong, Jun Sun, Gordon Fraser, and Jin Song Dong. 2021. Graph-based Seed Object Synthesis for Search-Based Unit Testing. In *Joint Meeting of the European Software Engineering Conference and the Symposium on the Foundations of Software Engineering (ESEC/FSE)*. ACM, 1068–1080. doi:10.1145/3468264.3468619
- [25] Stephan Lukasczyk and Gordon Fraser. 2022. Pynguin: Automated Unit Test Generation for Python. In *International Conference on Software Engineering Companion (ICSE Companion)*. IEEE/ACM, 168–172. doi:10.1145/3510454.3516829
- [26] Stephan Lukasczyk, Florian Kroiß, and Gordon Fraser. 2020. Automated Unit Test Generation for Python. In *International Symposium on Search Based Software Engineering (SSBSE) (Lecture Notes in Computer Science, Vol. 12420)*. Springer, 9–24. doi:10.1007/978-3-030-59762-7_2
- [27] Stephan Lukasczyk, Florian Kroiß, and Gordon Fraser. 2023. An empirical study of automated unit test generation for Python. *Empirical Software Engineering* 28, 2 (2023), 36:1–36:46. doi:10.1007/s10664-022-10248-w
- [28] David MacIver and Alastair F. Donaldson. 2020. Test-Case Reduction via Test-Case Generation: Insights from the Hypothesis Reducer (Tool Insights Paper). In *European Conference on Object-Oriented Programming (ECOOP) (Leibniz International Proceedings in Informatics (LIPIcs), Vol. 166)*. Schloss Dagstuhl – Leibniz-Zentrum für Informatik, 13:1–13:27. doi:10.4230/LIPIcs.ECOOP.2020.13
- [29] David MacIver and Zac Hatfield-Dodds. 2019. Hypothesis: A new approach to property-based testing. *Journal of Open Source Software* 4, 43 (2019), 1891. doi:10.21105/joss.01891
- [30] Magnus Madsen. 2015. *Static Analysis of Dynamic Languages*. phdthesis.
- [31] Rabee Sohail Malik, Jibesh Patra, and Michael Pradel. 2019. NL2Type: Inferring JavaScript Function Types from Natural Language Information. In *International Conference on Software Engineering (ICSE)*. IEEE/ACM, 304–315. doi:10.1109/ICSE.2019.00045
- [32] Henry B. Mann and Donald R. Whitney. 1947. On a Test of Whether one of Two Random Variables is Stochastically Larger than the Other. *The Annals of Mathematical Statistics* 18, 1 (1947), 50–60. doi:10.1214/aoms/1177730491
- [33] Nevena Milojkovic, Mohammad Ghafari, and Oscar Nierstrasz. 2017. It's Duck (Typing) Season!. In *International Conference on Program Comprehension (ICPC)*. IEEE Computer Society, 312–315. doi:10.1109/ICPC.2017.10

- [34] Amir M. Mir, Evaldas Latoskinas, Sebastian Proksch, and Georgios Gousios. 2022. Type4Py: Practical Deep Similarity Learning-Based Type Inference for Python. In *International Conference on Software Engineering (ICSE)*. ACM, 2241–2252. doi:10.1145/3510003.3510124
- [35] Milos Ojdanic, Aayush Garg, Ahmed Khanfir, Renzo Degiovanni, Mike Papadakis, and Yves Le Traon. 2023. Syntactic Versus Semantic Similarity of Artificial and Real Faults in Mutation Testing Studies. *IEEE Transactions on Software Engineering* 49, 7 (2023), 3922–3938. doi:10.1109/TSE.2023.3277564
- [36] Carlos Pacheco, Shuvendu K. Lahiri, Michael D. Ernst, and Thomas Ball. 2007. Feedback-Directed Random Test Generation. In *International Conference on Software Engineering (ICSE)*. IEEE Computer Society, 75–84. doi:10.1109/ICSE.2007.37
- [37] Annibale Panichella, Fitsum Meshesha Kifetew, and Paolo Tonella. 2018. Automated Test Case Generation as a Many-Objective Optimisation Problem with Dynamic Selection of the Targets. *IEEE Transactions on Software Engineering* 44, 2 (2018), 122–158. doi:10.1109/TSE.2017.2663435
- [38] Mike Papadakis, Donghwan Shin, Shin Yoo, and Doo-Hwan Bae. 2018. Are Mutation Scores Correlated with Real Fault Detection?. In *International Conference on Software Engineering (ICSE)*. ACM, 537–548. doi:10.1145/3180155.3180183
- [39] Zvonimir Pavlinovic. 2019. *Leveraging Program Analysis for Type Inference*. phdthesis.
- [40] Karl Pearson. 1895. Note on Regression and Inheritance in the Case of Two Parents. In *Proceedings of the Royal Society of London*, Vol. 58. 240–242.
- [41] Yun Peng, Cuiyun Gao, Zongjie Li, Bowei Gao, David Lo, Qirun Zhang, and Michael Lyu. 2022. Static Inference Meets Deep Learning: A Hybrid Type Inference Approach for Python. In *International Conference on Software Engineering (ICSE)*. ACM, 2019–2030. doi:10.1145/3510003.3510038
- [42] Yun Peng, Chaozhen Wang, Wenxuan Wang, Cuiyun Gao, and Michael R. Lyu. 2023. Generative Type Inference for Python. In *International Conference on Automated Software Engineering (ASE)*. IEEE, 988–999. doi:10.1109/ASE56229.2023.00031
- [43] Mauro Pezzè and Michal Young. 2007. *Software testing and analysis - process, principles and techniques*. Wiley.
- [44] Benjamin C. Pierce. 2002. *Types and Programming Languages*. MIT Press.
- [45] Juan Altmayer Pizzorno and Emery D. Berger. 2024. CoverUp: Coverage-Guided LLM-Based Test Generation. doi:10.48550/arXiv.2403.16218 arXiv:2403.16218.
- [46] Michael Pradel, Georgios Gousios, Jason Liu, and Satish Chendra. 2020. TypeWriter: Neural Type Prediction with Search-Based Validation. In *Joint Meeting of the European Software Engineering Conference and the Symposium on the Foundations of Software Engineering (ESEC/FSE)*. ACM, 209–220. doi:10.1145/3368089.3409715
- [47] Ingkarat Rak-amnuykit, Daniel McCreven, Ana L. Milanova, Martin Hirzel, and Julian Dolby. 2020. Python 3 Types in the Wild: A Tale of Two Type Systems. In *ACM SIGPLAN International Symposium on Dynamic Languages (DLS)*. ACM, 57–70. doi:10.1145/3426422.3426981
- [48] Veselin Raychev, Martin Vechev, and Andreas Krause. 2015. Predicting Program Properties from “Big Code”. In *Symposium on Principles of Programming Languages (POPL)*. ACM, 111–124. doi:10.1145/2676726.2677009
- [49] Gabriel Ryan, Siddhartha Jain, Mingyue Shang, Shiqi Wang, Xiaofei Ma, Murali Krishna Ramanathan, and Baishakhi Ray. 2024. Code-Aware Prompting: A Study of Coverage-Guided Test Generation in Regression Setting using LLM. *Proceedings of the ACM on Software Engineering* 1, FSE (July 2024), 951–971. doi:10.1145/3643769
- [50] Gabriel Ryan, Siddhartha Jain, Mingyue Shang, Shiqi Wang, Xiaofei Ma, Murali Krishna Ramanathan, and Baishakhi Ray. 2024. Code-Aware Prompting: A Study of Coverage-Guided Test Generation in Regression Setting using LLM. *Proceedings of the ACM on Software Engineering* 1, FSE (July 2024), 951–971. doi:10.1145/3643769
- [51] Samir Sapra, Marius Minea, Sagar Chaki, Arie Gurfinkel, and Edmund M. Clarke. 2013. Finding Errors in Python Programs Using Dynamic Symbolic Execution. In *IFIP International Conference on Testing Software and Systems (Lecture Notes in Computer Science, Vol. 8254)*. Springer, 283–289. doi:10.1007/978-3-642-41707-8_20
- [52] Sina Shamshiri, René Just, José Miguel Rojas, Gordon Fraser, Phil McMinn, and Andrea Arcuri. 2015. Do Automatically Generated Unit Tests Find Real Faults? An Empirical Study of Effectiveness and Challenges. In *International Conference on Automated Software Engineering (ASE)*. IEEE Computer Society, 201–211. doi:10.1109/ASE.2015.86
- [53] Jeremy G. Siek and Walid Taha. 2007. Gradual Typing for Objects. In *European Conference on Object-Oriented Programming (ECOOP) (Lecture Notes in Computer Science, Vol. 4609)*. Springer, 2–27. doi:10.1007/978-3-540-73589-2_2
- [54] Dimitri Michel Stallenberg, Mitchell Olsthoorn, and Annibale Panichella. 2022. Guess What: Test Case Generation for Javascript with Unsupervised Probabilistic Type Inference. In *International Symposium on Search Based Software Engineering (SSBSE) (Lecture Notes in Computer Science, Vol. 13711)*. Springer, 67–82. doi:10.1007/978-3-031-21251-2_5
- [55] Paolo Tonella. 2004. Evolutionary testing of classes. In *International Symposium on Software Testing and Analysis (ISSTA)*. ACM, 119–128. doi:10.1145/1007512.1007528
- [56] Daniel Trübenbach, Sebastian Müller, and Lars Grunske. 2022. A Comparative Evaluation on the Quality of Manual and Automatic Test Case Generation Techniques for Scientific Software — A Case Study of a Python Project for Material Science Workflows. In *International Workshop on Search-Based Software Testing (SBST@ICSE)*. IEEE/ACM, 6–13. doi:10.1145/3526072.3527523
- [57] András Vargha and Harold D. Delaney. 2000. A critique and improvement of the CL common language effect size statistics of McGraw and Wong. *Journal of Educational and Behavioral Statistics* 25, 2 (2000), 101–132. doi:10.3102/10769986025002101
- [58] Ashwin Prasad Shivarpatna Venkatesh, Samkuttu Sabu, Jiawei Wang, Amir M. Mir, Li Li, and Eric Bodden. 2023. TypeEvalPy: A Micro-benchmarking Framework for Python Type Inference. *CoRR abs/2312.16882* (2023). arXiv:2312.16882
- [59] Ashwin Prasad Shivarpatna Venkatesh, Jiawei Wang, Li Li, and Eric Bodden. 2023. Enhancing Comprehension and Navigation in Jupyter Notebooks with Static Analysis. In *International Conference on Software Analysis, Evolution, and Reengineering (SANER)*. IEEE, 391–401. doi:10.1109/SANER56733.2023.00044

- [60] Willem Visser, Corina S. Păsăreanu, and Sarfraz Khurshid. 2004. Test Input Generation with Java PathFinder. In *International Symposium on Software Testing and Analysis (ISSTA)*. ACM, 97–107. doi:10.1145/1007512.1007526
- [61] Stefan Wappler and Frank Lammermann. 2005. Using Evolutionary Algorithms for the Unit Testing of Object-Oriented Software. In *Annual Conference on Genetic and Evolutionary Computation (GECCO)*. ACM, 1053–1060. doi:10.1145/1068009.1068187
- [62] Jiayi Wei, Greg Durrett, and Isil Dillig. 2023. TypeT5: Seq2seq Type Inference using Static Analysis. doi:10.48550/arXiv.2303.09564 arXiv:2303.09564 [cs].
- [63] Jifeng Wu and Caroline Lemieux. 2024. QuAC: Quick Attribute-Centric Type Inference for Python. *Reproduction Package for Article 'QuAC: Quick Attribute-Centric Type Inference for Python'* 8, OOPSLA2 (Oct. 2024), 343:2040–343:2069. doi:10.1145/3689783
- [64] Danni Xiao, Yimeng Guo, Yanhui Li, and Lin Chen. 2024. Optimizing Search-Based Unit Test Generation with Large Language Models: An Empirical Study. In *Proceedings of the 15th Asia-Pacific Symposium on Internetware (Internetware '24)*. Association for Computing Machinery, New York, NY, USA, 71–80. doi:10.1145/3671016.3674813
- [65] Yanyan Yan, Yang Feng, Hongcheng Fan, and Baowen Xu. 2023. DLInfer: Deep Learning with Static Slicing for Python Type Inference. In *2023 IEEE/ACM 45th International Conference on Software Engineering (ICSE)*. IEEE, Melbourne, Australia, 2009–2021. doi:10.1109/ICSE48619.2023.00170 3 citations (Crossref) [2024-09-06].
- [66] Chen Yang, Junjie Chen, Bin Lin, Jianyi Zhou, and Ziqi Wang. 2024. Enhancing LLM-based Test Generation for Hard-to-Cover Branches via Program Analysis. doi:10.48550/arXiv.2404.04966 arXiv:2404.04966.
- [67] Ruofan Yang, Xianghua Xu, and Ran Wang. 2025. LLM-enhanced evolutionary test generation for untyped languages. *Automated Software Engineering* 32, 1 (Feb. 2025), 20. doi:10.1007/s10515-025-00496-7