

Conversational LLMs Simplify Secure Clinical Data Access, Understanding, and Analysis

Rafi Al Attrach^{1,2,*}, Pedro Moreira^{1,3,*}, Rajna Fani^{1,2,*},
Renato Umeton^{1,4}, Leo Anthony Celi^{1,5†}

¹Massachusetts Institute of Technology, ²Technical University of Munich,

³Universitat Pompeu Fabra, ⁴St. Jude Children’s Research Hospital,

⁵Beth Israel Deaconess Medical Center



<https://github.com/rafiattrach/m3>



<https://pypi.org/project/m3-mcp>



<https://rafiattrach.github.io/m3/>

Abstract

As ever-larger clinical datasets become available, they have the potential to unlock unprecedented opportunities for medical research. Foremost among them is **Medical Information Mart for Intensive Care (MIMIC-IV)**, the world’s largest open-source EHR database. However, the inherent complexity of these datasets, particularly the need for sophisticated querying skills and the need to understand the underlying clinical settings, often presents a significant barrier to their effective use. **M3** lowers the technical barrier to understanding and querying MIMIC-IV data. With a single command it retrieves MIMIC-IV from PhysioNet, launches a local SQLite instance (or hooks into the hosted BigQuery), and-via the **Model Context Protocol (MCP)**-lets researchers converse with the database in plain English. Ask a clinical question in natural language; M3 uses a language model to translate it into SQL, executes the query against the MIMIC-IV dataset, and returns structured results alongside the underlying query for verifiability and reproducibility. Demonstrations show that minutes of dialogue with M3 yield the kind of nuanced cohort analyses that once demanded hours of handcrafted SQL and relied on understanding the complexities of clinical workflows. By simplifying access, M3 invites the broader research community to mine clinical critical-care data and accelerates the translation of raw records into actionable insight.

1 Introduction

1.1 The Challenge of Analyzing Large-Scale Clinical Databases

The digital transformation of healthcare has led to the generation and accumulation of vast quantities of electronic health record (EHR) data [1], creating invaluable resources for secondary use of data, such as medical research that offer deep insights into disease patterns, treatment efficacy, and patient outcomes. However, the barrier to use these datasets is often high, due to data inherent complexity and required data querying skills. More in detail, clinical databases are typically relational, consisting of numerous interconnected tables and a multitude of fields, each with specific definitions and coding schemes. Effectively navigating and extracting meaningful information from such intricate structures necessitates specialized technical skills, primarily proficiency in SQL, a thorough understanding of the database schema, and how data points are temporarily connected and semantically linked. The

*Co-first authors: Rafi Al Attrach, Pedro Moreira and Rajna Fani

†Corresponding author: lceli@mit.edu

SQL technical requirement forms a substantial barrier for many clinical researchers, while the clinical data domain poses a barrier to entry to most non-clinical data scientists or analysts. Consequently, the technical skill set needed to directly query complex databases like MIMIC-IV [2] can limit the pool of researchers able to leverage these resources, potentially impeding the pace of innovation (e.g., clinical process improvement). This also highlights an interdisciplinary gap where clinical experts, who formulate the critical research questions, may be disconnected from the data extraction process, which often falls to data scientists or programmers. Tools that can bridge this divide by simplifying data access are therefore of growing importance, and some are already in use in academic medical centers and other clinical settings. [3–5]

Anthropic’s Model Context Protocol (MCP) [6] provides a standardized framework for managing AI model interactions with external software tools and data sources, offering a promising approach to address these accessibility challenges through secure and controlled interfaces.

1.2 The Role of MIMIC-IV in Critical Care Research

MIMIC-IV stands as a cornerstone of publicly available database for critical care research. Developed by the MIT Laboratory for Computational Physiology, this dataset contains de-identified health data associated with patients admitted to intensive care units (ICUs) or the emergency department at the Beth Israel Deaconess Medical Center. MIMIC-IV (version 3.1) [7] includes data from approximately 364,627 unique individuals (each represented by a unique `subject_id`), 546,028 hospitalizations and 94,458 unique ICU stays. The dataset is rich in detail, including patient demographics, vital sign measurements, laboratory test results, medications, procedures, and more.

MIMIC-IV is widely utilized in the research community for developing and validating clinical prediction models, understanding disease trajectories, evaluating treatment interventions, and ultimately aiming to improve patient care in critical settings. The availability of MIMIC-IV through the PhysioNet platform [7], which provides access modalities such as Google BigQuery for the full dataset, enhances research transparency and reproducibility, key elements of scientific progress [8]. The public, albeit credentialed, nature of MIMIC-IV enabled numerous research groups to work with standardized, high-fidelity clinical data, fostering collaboration and building upon prior work.

While large, the set of users would grow even larger, should MIMIC-IV data analysis carry a lower barrier to entry.

1.3 Introducing M3: Objectives and Contributions

This paper introduces M3, a project developed to address the challenges of accessing and analyzing MIMIC-IV data. The primary objective of M3 is to transform how researchers interact with this prime medical data resource by enabling natural language querying facilitated by AI assistance. Instead of writing complex SQL, users could pose questions in English and retrieve medical insights.

The key contributions of the M3 project are:

- A novel software framework specifically designed to simplify data access for the MIMIC-IV database.
- An architectural system, based on MCP, which facilitates interaction between AI agents and the MIMIC-IV data backend.
- Demonstrated feasibility and performance through successful querying of both a small demo version of MIMIC-IV (using SQLite) and the full-scale dataset (using Google BigQuery).
- A significant step towards lowering the technical barrier to entry for MIMIC-IV research, making the data more accessible to a broader range of researchers.

M3 represents a concrete application of Natural Language Interface (NLI) and text-to-SQL research, tailored to a specific, high-impact medical dataset, thereby moving from general research concepts to a practical, usable tool that significantly lowers the technical barrier to entry for MIMIC-IV research, making the data more accessible to a broader range of researchers while maintaining transparent and reproducible data provenance.

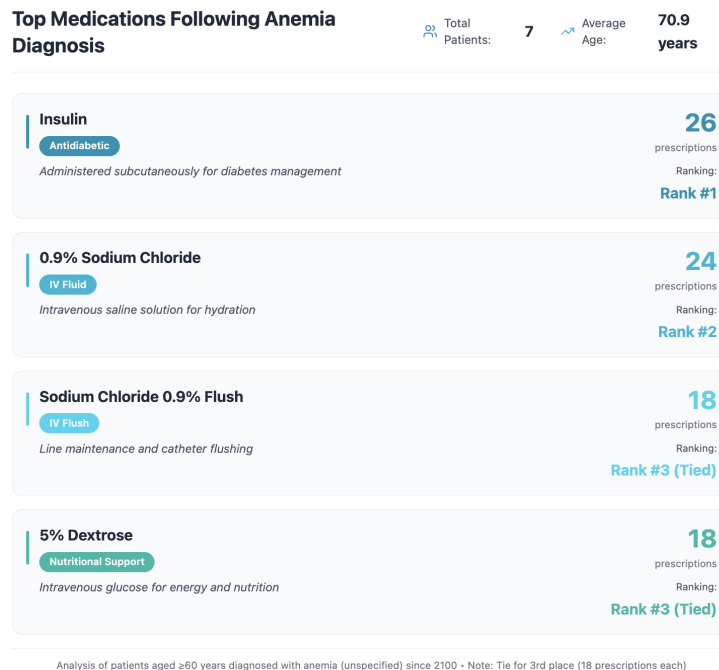


Figure 1: Results of a complex query, described in natural language as "Among patients who were diagnosed with anemia, unspecified since 2100, what are the top three most commonly prescribed medications that followed during the same hospital visit for patients in their 60 or above?"

We evaluate M3 using samples from the EHRSQL 2024 test set [9], a benchmark designed for assessing natural language-to-SQL performance in clinical contexts. This dataset is based on the publicly available MIMIC-IV demo (v2.2) [10], which includes a representative subset of real hospital data and is freely accessible through PhysioNet. To illustrate the type of complex question that M3 can handle, Figure 1 shows the result of a query involving multiple temporal and clinical constraints. Specifically, this complex request inquires about the top three most commonly prescribed medications that were administered after a diagnosis of unspecified anemia (ICD code) during the same hospital admission, among patients aged 60 or older whose diagnosis occurred in the year 2100 or later. This result was obtained through the M3 system powered by Claude Sonnet 4 via the MCP. The example highlights how M3 enables non-technical users to retrieve clinically meaningful insights from complex databases using only natural language.

For comparison, this is the corresponding correct query that the researcher should have entered otherwise:

Listing 1: Correct SQL query [9]

```
SELECT T3.drug
FROM (
  SELECT T2.drug, DENSE_RANK() OVER (ORDER BY COUNT(*) DESC) AS C1
  FROM (
    SELECT admissions.subject_id, diagnoses_icd.charttime, admissions.hadm_id
    FROM diagnoses_icd
    JOIN admissions ON diagnoses_icd.hadm_id = admissions.hadm_id
    WHERE diagnoses_icd.icd_code = (
      SELECT d_icd_diagnoses.icd_code
      FROM d_icd_diagnoses
      WHERE d_icd_diagnoses.long_title = 'anemia, unspecified'
    )
    AND strftime('%Y', diagnoses_icd.charttime) >= '2100'
  ) AS T1
  JOIN (
```

```

SELECT admissions.subject_id, prescriptions.drug, prescriptions.starttime,
admissions.hadm_id
FROM prescriptions
JOIN admissions ON prescriptions.hadm_id = admissions.hadm_id
WHERE admissions.age >= 60
AND strptime('%Y', prescriptions.starttime) >= '2100'
) AS T2
ON T1.subject_id = T2.subject_id
WHERE T1.charttime < T2.starttime
AND T1.hadm_id = T2.hadm_id
GROUP BY T2.drug
) AS T3
WHERE T3.C1 <= 3;

```

2 Related Work

2.1 Evolution of Clinical Database Access Tools

Recent years have seen significant progress in lowering the technical barriers to accessing and analyzing complex clinical databases, particularly for researchers without advanced programming expertise. Early efforts focused on direct SQL querying and basic graphical interfaces, requiring significant technical expertise from users. The MIMIC-II project [11] introduced web-based query builders and virtual machine environments, marking an important step toward simplifying database access for clinical researchers.

The development of MIMIC-IV expanded these capabilities through various access modalities, including cloud platforms such as Google BigQuery [12, 2]. While this improved data accessibility and processing capabilities, the fundamental challenge of SQL expertise remained and was always compounded by the equally important required understanding of the clinical domain. Visual query builders and curated SQL templates [13] have attempted to bridge this gap, though often sacrificing query flexibility for ease of use.

The emergence of standards such as HL7 FHIR, the OMOP Common Data Model, and mCODE is enabling new, more scalable methods of accessing and sharing health data. The MIMIC-IV on FHIR implementation represents an important step toward standardized data access, though it brings its own complexities in terms of resource modeling and query patterns [14–16].

2.2 Natural Language Interfaces for Medical Data

The development of natural language interfaces for databases (NLIDB) has seen several approaches evolve in parallel. Early NLIDB implementations on healthcare domain like MIMICSQL [17] demonstrated the basic feasibility of translating natural language to SQL, though they often struggled with query complexity and medical terminology variations. Subsequent systems such as EHRSQL [18] employed more sophisticated techniques to improve query understanding, showing better handling of medical terminology while still facing challenges with complex temporal relationships and nested queries common in clinical research.

2.3 Benchmarks and Evaluation Frameworks

The development of specialized benchmarks has been crucial for advancing the field. While general text-to-SQL benchmarks like BIRD [19], Spider [20] and WikiSQL [21] provided foundational evaluation frameworks, they lack medical domain coverage and specificity. More recent efforts such as BiomedSQL [22] and the EHRSQL 2024 shared task [23] have introduced domain-specific challenges that better reflect real-world clinical querying needs. These benchmarks have revealed significant challenges in handling implicit medical knowledge, understanding temporal relationships in clinical data, managing hierarchical medical concepts, and integration with clinical workflows.

2.4 Security and Integration Frameworks

Security considerations in clinical database access have evolved from basic database-level security and input sanitization, as outlined in resources like the OWASP SQL Injection Prevention Cheat Sheet [24], to more comprehensive approaches. The introduction of the MCP [6] represents a significant advance in AI-database integration that can support modern security standards, providing precise interaction patterns, access control mechanisms, audit capabilities, and reproducible query execution. Industry adoption of MCP has indeed grown across various domains including software development, scientific research, and biomedical [25], [26].

2.5 Current Challenges and Opportunities

Existing solutions continue to face several key challenges. General-purpose text-to-SQL systems often struggle with medical terminology and relationships, while specialized medical systems may sacrifice query flexibility for security. Many current solutions lack robust mechanisms for ensuring query provenance and result reproduction. Technical integration requirements can remain substantial, and scaling to handle the complexity of full clinical databases presents ongoing challenges. To our knowledge, none of these is currently integrated in a desktop generative AI application, such as Claude.

M3 builds upon these foundations while addressing these challenges through its MCP-based architecture, specialized clinical tools, and robust security framework. By focusing specifically on the MIMIC-IV database and its unique characteristics, M3 aims to provide a more accessible yet secure approach to clinical data analysis.

3 Methodology

3.1 M3 Overview and System Architecture

M3 is designed as a robust, Python-based server application that facilitates natural language interaction with the MIMIC-IV critical care database. Its architecture (Figure 2) prioritizes secure, scalable, and user-friendly data access for clinical researchers.

The system employs a layered architecture comprising: (1) a data access layer supporting SQLite and BigQuery backends, (2) a security middleware implementing OAuth2 authentication and SQL validation, and (3) an MCP client built on the FastMCP framework that exposes tools to Large Language Model (LLM) agents. Standard software engineering best practices, such as (i) source code version control, (ii) modular architecture with abstract interfaces, (iii) functional and integration testing, are adopted across the project for ease of extension and support.

3.2 Data Sources and Access Layer

M3 supports two distinct backends for accessing the MIMIC-IV dataset, offering flexibility based on user needs and data scale:

- **Local SQLite Database:** For rapid prototyping and development, M3 provides a local SQLite implementation using the official 100-patient demo subset of MIMIC-IV [2]. This option requires minimal setup and incurs no cloud costs. The system handles the complete Extract, Transform, Load (ETL) process from PhysioNet data files to a local database, including schema inference and standardized null value handling.
- **Google BigQuery:** For full-scale research, M3 connects to the complete MIMIC-IV v3.1 schemas [7] on Google BigQuery. This implementation supports advanced features such as parameterized queries, cost estimation, and IAM-based access control. Access requires prior PhysioNet credentialing and an active Google Cloud project.

3.3 Configuration and Deployment

M3 provides an interactive shell interface for system configuration and management. Users can easily select their preferred backend (SQLite or BigQuery) and configure authentication settings through

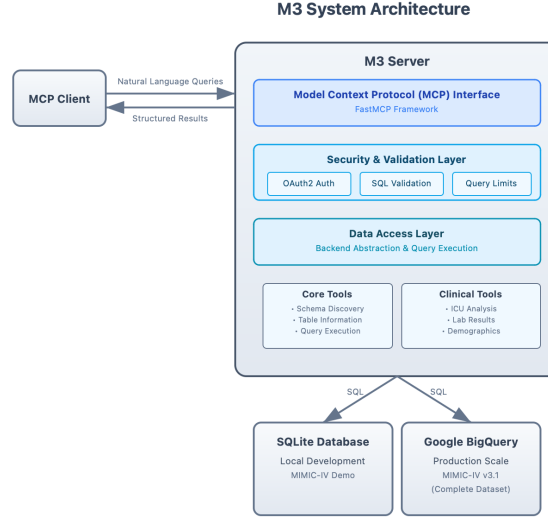


Figure 2: Conceptual Diagram of the M3 System Architecture

this interface. The system supports both interactive and programmatic configuration approaches, allowing flexible deployment options for different research environments.

3.4 Model Context Protocol (MCP) Tooling

M3 exposes its functionality through a two-tiered tool architecture compatible with the Model Context Protocol. These tools enable external LLM agents to translate natural language queries into structured database operations.

3.4.1 Core Database Tools

The foundational layer provides essential database access capabilities including schema discovery, table inspection, and query execution. These tools allow agents to understand the database structure and execute validated SQL queries against the MIMIC-IV dataset.

3.4.2 Domain-Specific Clinical Tools

To reduce complexity for common clinical research patterns, M3 provides specialized tools that encapsulate frequent operations such as retrieving ICU stay information, laboratory results, and demographic distributions. These tools abstract complex joins and aggregations that would otherwise require extensive SQL expertise.

3.5 Security and Safeguards

M3 implements a comprehensive security framework specifically designed to address the unique challenges of AI-driven database access in medical research environments. The security architecture encompasses three critical layers of protection.

The authentication and authorization layer leverages OAuth 2.0 with JWT tokens, enabling seamless integration with standard identity providers while maintaining strict access controls. All database tools are protected by robust access control mechanisms that validate tokens according to industry best practices, ensuring that only authorized users can interact with sensitive medical data.

Query validation forms the second layer of defense through a defensive validation system that ensures only safe, read-only queries reach the database. The validator employs sophisticated syntactic analysis to automatically block potentially harmful operations, including data modification or deletion attempts, while preserving the ability to execute legitimate analytical queries essential for medical research.

The final layer implements comprehensive resource controls to maintain system stability and performance. Output limiting mechanisms limit result set sizes to prevent memory exhaustion, while rate limiting controls manage concurrent user access, ensuring consistent system responsiveness even under heavy research workloads. Together, these safeguards create a secure environment that balances accessibility with the stringent security requirements of medical data handling.

4 Results

To assess the capabilities of the M3 system, we performed an evaluation using the challenging EHRSQL 2024 benchmark [23]. This benchmark is a prominent and specialized challenge for assessing the performance of text-to-SQL systems on clinical data, using the MIMIC-IV demo database [10]. Our goal was to measure the system’s accuracy in a realistic setting and to understand the qualitative nature of its successes and failures.

4.1 Evaluation Methodology

Our evaluation dataset was derived from the official EHRSQL 2024 test set. We focused our analysis on the subset of questions deemed answerable by the dataset’s ‘is_answerable’ flag, from which we randomly sampled 100 questions. This approach allowed us to specifically test the SQL generation and data retrieval accuracy of the system on queries where a correct answer is known to exist.

The experimental setup consisted of the M3 system powered by Claude Sonnet 4 through the Model Context Protocol. We utilized the ‘mimic_iv.sqlite’ database, which is the official database for the EHRSQL task and is based on the MIMIC-IV demo version 2.2 [12]. This ensures that our results are directly comparable to the context of the EHRSQL benchmark.

The official EHRSQL benchmark code defines a fixed ‘current time’ of "2100-12-31 23:59:00" for evaluating temporal queries [27]. To align our independent M3 system with this requirement, we simulated the condition by adding a contextual instruction to the start of each relevant prompt: "Set the current time to be “2100-12-31 23:59:00” when using m3 mcp." This step was essential for faithfully replicating the benchmark’s environment and validating our results.

The evaluation process involved feeding the natural language questions to the M3 system. The generated SQL queries and the final textual answers were then manually compared against the ground truth provided in the EHRSQL dataset to determine correctness.

4.2 Quantitative Performance

Out of the 100 answerable questions, the M3 system correctly generated the SQL and provided the right answer for 94 of them, yielding a simple execution accuracy of 94%. A detailed breakdown of the performance is presented in Table 1.

Table 1: Evaluation Results on a 100-Sample Subset of the EHRSQL Test Set

Outcome	Count
Correct Answers	94
Incorrect Answers	6
– Due to Linguistic Ambiguity	1
– Due to Logical/Execution Errors	5
Total Evaluated	100

The reported 94% accuracy was determined through a meticulous human evaluation process. For each of the 100 questions, the final answer generated by the M3 system was manually reviewed and compared against the ground truth answer from the EHRSQL dataset. An answer was deemed correct if it was logically and semantically equivalent to the ground truth, even if the phrasing or presentation differed. This reliance on human judgment is a necessary and standard practice for evaluating complex question-answering systems, as automated scripts can fail to capture the correctness of varied but logically sound responses. This evaluation approach is consistent with methodologies used in the development of other large-scale text-to-SQL benchmarks [28].

4.3 Visual Examples of Complex Query Results

To complement the quantitative evaluation, we also present several illustrative examples of complex queries processed by M3 on MIMIC-IV demo [10], together with their corresponding visualized outputs (Figures 3 and 4). These were generated using the MIMIC-IV demo database via the Claude-powered M3 system. Each example includes the natural language query and the resulting visualisation, designed to reflect real-world clinical insights extractable from MIMIC-IV.

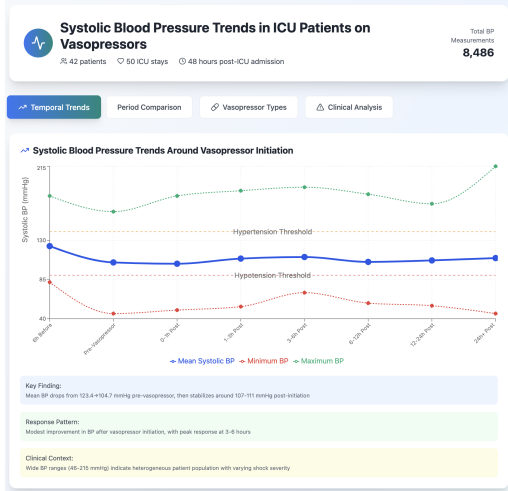


Figure 3: Query: “Show trends in systolic blood pressure for patients on vasopressors within 48 hours of ICU admission.”

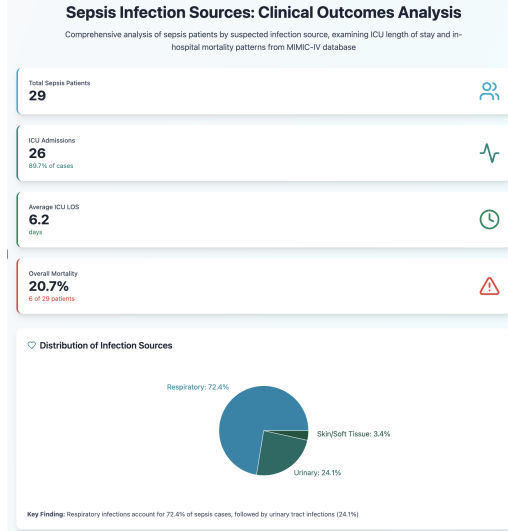


Figure 4: Query: “Among sepsis patients, what’s the source-of-infection distribution and how do groups differ in ICU stay and mortality?”

These visual outputs highlight M3’s ability not only to correctly retrieve data but also to present it in formats that are immediately interpretable to clinicians and researchers. All examples are based on the publicly accessible MIMIC-IV demo (version 2.2) and serve to illustrate the system’s practical utility in handling real-world clinical questions.

4.4 Qualitative Error Analysis

A manual inspection of the six incorrect responses provided critical insights into the system’s limitations. We found that only one of the errors was caused by ambiguous phrasing in the natural language question, while the remaining five were due to various types of SQL generation mistakes.

A clear example of the ambiguity issue was a query asking: “How many days have passed since patient X’s last stay in the discharge lounge?” The model interpreted this as calculating time since the end of the stay (exit time), while the ground truth query calculated from the start (entry time). Since both interpretations are clinically plausible and the question did not specify a reference point, this discrepancy highlights a true instance of linguistic ambiguity. This type of ambiguity is a significant challenge in clinical NLP: the same phrase can have multiple valid interpretations [29], and the correct one often depends on unstated clinical conventions that generalized models may lack [30].

The remaining five errors were attributed to diverse failure modes in SQL generation, including incorrect filtering, misinterpretation of temporal or logical constraints, and oversights in query construction. For example, one error involved counting patients as “current” based on survival rather than ongoing hospitalization, and another omitted prescribed drugs that met the temporal criteria but were unrelated to detoxification. These errors represent more traditional text-to-SQL challenges, where the complexity of the database schema or the question leads to incorrect query structure [20].

While only one error was formally classified as due to ambiguity, several other failures might plausibly have been avoided if the questions had been phrased with greater precision. For instance, more explicit wording around “difference in blood pressure measurements” or “all drugs prescribed after detoxification” might have helped the model interpret the intent more accurately. This observation

aligns with a broader trend in clinical NLP: even when a model is technically capable, subtle underspecification or lack of domain-specific language norms in a question can lead to incorrect outputs. Improving question clarity—especially in benchmarking contexts—could improve system performance and reduce apparent errors that are not fundamentally due to model capability but to task formulation.

4.5 Discussion of Results

The evaluation results are promising and validate the core architecture of the M3 system. The 94% accuracy on answerable questions demonstrates that a state-of-the-art large language model like Claude Sonnet 4, when provided with the proper tools and context via the MCP, can effectively query a complex, specialized database like MIMIC-IV without task-specific fine-tuning.

The qualitative analysis underscores a primary remaining challenge that is not merely technical (i.e., generating valid SQL), but semantic: correctly interpreting user intent. The error caused by linguistic ambiguity suggests that future work should focus on developing strategies for ambiguity detection and resolution. This could involve prompting the model to ask clarifying questions when it detects ambiguity or incorporating a feedback loop where users can refine the system’s interpretation.

In summary, our results indicate that the M3 system represents an important step towards simplifying access and understanding of complex clinical data. It demonstrates both high performance and, through its failures, illuminates the path forward for creating more robust and reliable natural language interfaces in the critical domain of medical research.

5 Conclusion and Future Work

5.1 Conclusion

M3 demonstrates that a secure, protocol-driven natural language interface to complex clinical databases is not only feasible but also highly practical for accelerating research workflows. By tightly integrating with the MIMIC-IV dataset, the system’s dual-backend architecture (supporting both local SQLite databases for rapid prototyping and cloud-scale BigQuery deployments for production research) provides flexibility for varied research settings. M3 empowers external LLM agents to perform nuanced, auditable SQL queries via self-describing tools through a two-tiered tool architecture that combines foundational database operations with domain-specific clinical functions, effectively bridging the gap between raw SQL capabilities and medical research workflows. The dual-backend design also serves an important educational function, allowing students and researchers to learn clinical data analysis techniques on local demo datasets before scaling to full production environments.

The resulting system lowers the technical and clinical barrier for researchers, enabling them to extract actionable insights from EHR data without requiring SQL expertise, schema-level familiarity, or deep knowledge of clinical workflows. Importantly, M3 preserves the security, privacy, and reproducibility required for sensitive medical data through a layered enforcement of query validation, OAuth2-based access control, and rate-limiting. These safeguards, aligned with OWASP recommendations and implemented through sqlparse-based validation and JWT token authentication, ensure that even as powerful language models gain access to clinical data backends, their queries remain constrained, interpretable, and safe.

At the same time, we acknowledge that M3 is only a starting point. Its current focus on MIMIC-IV, dependence on LLM quality, and narrow focus on data retrieval—not inference—highlight opportunities for deeper integration with broader research and clinical workflows. Nonetheless, the successful deployment of M3 affirms that such interfaces can meaningfully reduce friction in data exploration, and we hope this work inspires continued development and community-driven extension.

5.2 Roadmap

We invite the research community to participate in the development of M3, submitting Pull Requests on the official github repo: <https://github.com/rafiatrach/m3>. Here are the list of priorities, as identified by M3 stakeholders, where we welcome immediate contributions:

A. Broader Dataset Coverage. One of our immediate priorities is expanding M3 beyond MIMIC-IV. Planned connectors include additional PhysioNet datasets (e.g., MIMIC-CXR, MIMIC-IV-ED), multi-institutional tabular repositories like eICU, and FHIR-compatible formats. This will require a modular ingestion layer capable of abstracting over heterogeneous schemas while exposing a unified natural language interface. This expansion will be accompanied by performance optimizations including query result caching, connection pooling, and intelligent query routing to minimize latency and computational costs across diverse backend systems.

B. Richer MCP Tooling. Future M3 versions will extend the MCP interface to include not only core SQL capabilities but also higher-level clinical tasks. These include cohort definition tools, summarization functions, declarative visualization endpoints, and retrieval-augmented generation (RAG) utilities for grounding responses in biomedical literature. Each of these will be exposed as an explicit MCP tool with well-scoped permissions.

C. Technical Enhancements. Several technical improvements will strengthen M3’s robustness and performance. Advanced rate limiting with adaptive thresholds based on query complexity will optimize resource utilization beyond the current per-user request counting approach. Query result caching and connection pooling will improve response times for frequently accessed data patterns. Additionally, expanded authentication provider support beyond the current OAuth2/JWT implementation will accommodate diverse institutional identity management systems.

D. Ecosystem and Community Contributions. We envision M3 evolving into a community platform for natural language-driven clinical research. To support this, we plan to introduce a plugin system and formalize contribution guidelines, including continuous integration pipelines to validate third-party ingestion, query, or analysis modules against test datasets.

Together, these enhancements will move M3 from a research prototype toward a robust, extensible foundation for secure, language-driven interaction with clinical data systems.

Acknowledgments

The authors would like to thank Dr. Gloria Hyunjung Kwak who provided clinical domain expertise, advised on cohort definitions and validation protocols. The author PM acknowledges financial support from the Fulbright Scholarship and Erasmus Mundus JM Scholarship. M3 operates *exclusively* on the de-identified MIMIC-IV corpus released through PhysioNet under the standard Data Use Agreement. All investigators completed the required CITI “Data or Specimens Only” training, and access to the full BigQuery backend was provisioned inside credential-bound, read-only Google Cloud projects. No new patient-level data were collected, stored, or exported. Lowering the technical barrier to interrogating critical-care records carries non-trivial misuse risks. A malicious or careless user could: (i) attempt linkage attacks that re-identify individuals, (ii) over-interpret associative findings as causal and deploy them for bedside decision-making, or (iii) use the interface to generate incomplete cohorts. PhysioNet and M3 mitigate these threats through user training and with the safeguards discussed in the methodology 3.5. All empirical results, architectural diagrams, and dataset statistics cited in this manuscript were obtained from publicly available resources: the MIMIC-IV repository on PhysioNet, the EHRSQL-2024 benchmark materials, and the open-source M3 codebase on GitHub.

COI Statement

The authors report no conflicts of interest.

References

- [1] R Scott Evans. Electronic health records: then, now, and in the future. *Yearbook of medical informatics*, 25(S 01):S48–S61, 2016.
- [2] Alistair E. W. Johnson, Lucas Bulgarelli, Li Shen, Amy Gayles, Ahmed Shammout, Steven Horng, Tom J. Pollard, Leo Anthony Celi, and Roger G. Mark. MIMIC-IV, a freely accessible electronic health record dataset. *Scientific Data*, 10(1):1, 2023. doi: 10.1038/s41597-022-01899-x.

- [3] STAT News. Generative ai tracker, 2025. URL <https://apps.statnews.com/ai-tracker/public/index.html>. [Accessed 25-06-2025].
- [4] Lavender Yao Jiang, Xujin Chris Liu, Nima Pour Nejatian, Mustafa Nasir-Moin, Duo Wang, Anas Abidin, Kevin Eaton, Howard Antony Riina, Ilya Laufer, Paawan Punjabi, et al. Health system-scale language models are all-purpose prediction engines. *Nature*, 619(7969):357–362, 2023.
- [5] Renato Umeton, Anne Kwok, Rahul Maurya, Domenic Leco, Naomi Lenane, Jennifer Willcox, Gregory A. Abel, Mary Tolikas, and Jason M. Johnson. Gpt-4 in a cancer center — institute-wide deployment challenges and lessons learned. *NEJM AI*, 1(4):AIcs2300191, 2024. doi: 10.1056/AIcs2300191. URL <https://ai.nejm.org/doi/full/10.1056/AIcs2300191>.
- [6] Anthropic. Model context protocol (mcp). <https://www.anthropic.com/news/model-context-protocol>, Nov 2024. Accessed: 2025-06-07.
- [7] Alistair Johnson, Lucas Bulgarelli, Tom Pollard, Benjamin Gow, Benjamin Moody, Steven Horng, Leo A. Celi, and Roger Mark. Mimic-iv (version 3.1), 2024. URL <https://physionet.org/content/mimiciv/3.1/>.
- [8] Ary L Goldberger, Luis AN Amaral, Leon Glass, Jeffrey M Hausdorff, Plamen Ch Ivanov, Roger G Mark, Joseph E Mietus, George B Moody, Chung-Kang Peng, and H Eugene Stanley. Physiobank, physiotoolkit, and physionet: Components of a new research resource for complex physiologic signals. *Circulation*, 101(23):e215–e220, 2000.
- [9] Gyubok Lee et al. EHRSQL 2024 Dataset – MIMIC-IV Test Set. https://github.com/glee4810/ehrsql-2024/tree/master/data/mimic_iv/test, 2024. GitHub repository, accessed on 2025-06-25.
- [10] Alistair Johnson, Lucas Bulgarelli, Tom Pollard, Steven Horng, Leo Anthony Celi, and Roger Mark. Mimic-iv clinical database demo (version 2.2). <https://doi.org/10.13026/dp1f-ex47>, 2023. RRID:SCR-007345.
- [11] Mohammed Saeed, Mauricio Villarroel, Andrew T. Reisner, Gari Clifford, Li-wei Lehman, George Moody, Thomas Heldt, Tin H. Kyaw, Benjamin Moody, and Roger G. Mark. Multiparameter intelligent monitoring in intensive care ii (mimic-ii): A public-access intensive care unit database. *Critical Care Medicine*, 39(5):952–960, 2011. doi: 10.1097/CCM.0b013e31820a92c6.
- [12] Alistair E W Johnson, Tom J Pollard, Lu Shen, Li-wei H Lehman, Mengling Feng, Mohammad Ghassemi, Benjamin Moody, Peter Szolovits, Leo Anthony Celi, and Roger G Mark. Mimic-iv (version 2.2). <https://physionet.org/content/mimiciv/2.2/>, 2022. Accessed: 2025-05-30.
- [13] Yuan Tian, Jonathan K Kummerfeld, Toby Jia-Jun Li, and Tianyi Zhang. Sqlucid: Grounding natural language database queries with interactive explanations. In *Proceedings of the 37th Annual ACM Symposium on User Interface Software and Technology*, pages 1–20, 2024.
- [14] HL7 International. HL7 fhir standard, Accessed 2025. URL <https://www.hl7.org/fhir/>. Official HL7 FHIR documentation.
- [15] Alex M Bennett, Hannes Ulrich, Philip Van Damme, Joshua Wiedekopf, and Alistair EW Johnson. Mimic-iv on fhir: converting a decade of in-patient data into an exchangeable, interoperable format. *Journal of the American Medical Informatics Association*, 30(4):718–725, 2023.
- [16] OHDSI. Standardized data: The omop common data model, Accessed 2025. URL <https://www.ohdsi.org/data-standardization/>. Accessed: 25 June 2025.
- [17] Ping Wang, Tian Shi, and Chandan K Reddy. Text-to-sql generation for question answering on electronic medical records. In *Proceedings of The Web Conference 2020*, pages 350–361, 2020.

- [18] Gyubok Lee, Hyeonji Hwang, Seongsu Bae, Yeonsu Kwon, Woncheol Shin, Seongjun Yang, Minjoon Seo, Jong-Yeup Kim, and Edward Choi. Ehsql: A practical text-to-sql benchmark for electronic health records. *Advances in Neural Information Processing Systems*, 35:15589–15601, 2022.
- [19] Jinyang Li, Binyuan Hui, Ge Qu, Jiayi Yang, Binhua Li, Bowen Li, Bailin Wang, Bowen Qin, Ruiying Geng, Nan Huo, et al. Can llm already serve as a database interface? a big bench for large-scale database grounded text-to-sqls. *Advances in Neural Information Processing Systems*, 36, 2024.
- [20] Tao Yu, Rui Zhang, Kai Yang, Michihiro Yasunaga, Dongxu Wang, Zifan Li, James Ma, Irene Li, Qingning Yao, Shanelle Roman, et al. Spider: A large-scale human-labeled dataset for complex and cross-domain text-to-sql tasks. In *Proceedings of the 2018 Conference on Empirical Methods in Natural Language Processing*, pages 3911–3921, 2018.
- [21] Victor Zhong, Caiming Xiong, and Richard Socher. Seq2sql: Generating structured queries from natural language using reinforcement learning. *arXiv preprint arXiv:1709.00103*, 2017.
- [22] Mathew J Koretsky, Maya Willey, Adi Asija, Owen Bianchi, Chelsea X Alvarado, Tanay Nayak, Nicole Kuznetsov, Sungwon Kim, Mike A Nalls, Daniel Khashabi, et al. Biomedsql: Text-to-sql for scientific reasoning on biomedical knowledge bases. *arXiv preprint arXiv:2505.20321*, 2025.
- [23] Edward Choi, Jinfeng Liang, and Wenxuan Xu. Overview of the EHRSQL 2024 shared task on reliable text-to-SQL modeling. In *Proceedings of the 5th Clinical Natural Language Processing Workshop*, page —, 2024.
- [24] OWASP Foundation. Sql injection prevention cheat sheet. https://cheatsheetseries.owasp.org/cheatsheets/SQL_Injection_Prevention_Cheat_Sheet.html, 2023. Accessed: 2025-06-04.
- [25] IntuitionLabs. Model context protocol (mcp) in pharma. <https://intuitionlabs.ai/articles/model-context-protocol-mcp-in-pharma>, 2025. Accessed: 2025-06-14.
- [26] SuperAGI. Future of industrial automation: Trends and predictions for mcp server adoption in smart manufacturing. <https://superagi.com/future-of-industrial-automation-trends-and-predictions-for-mcp-server-adoption-in-smart-manufacturing/>, 2025. Accessed: 2025-06-14.
- [27] Gyubok Lee et al. EHRSQL-2024 GitHub Repository. <https://github.com/glee4810/ehrsql-2024>, 2024. Accessed: 2025-06-12.
- [28] Mohammadreza Pourreza and Davood Rafiei. Evaluating cross-domain text-to-sql models and benchmarks. *arXiv preprint arXiv:2310.18538*, 2023.
- [29] Sewon Min, Julian Michael, Luke Zettlemoyer, and Hannaneh Hajishirzi. AmbigQA: Answering ambiguous open-domain questions. In *Proceedings of the 2020 Conference on Empirical Methods in Natural Language Processing (EMNLP)*, pages 9199–9212, 2020.
- [30] Karan Singhal, Shekoofeh Azizi, Tao Tu, S Sara Mahdavi, Jason Wei, Hyung Won Chung, Nathan Scales, Ajay Tanwani, Heather Cole-Lewis, Stephen Pfohl, et al. Large language models encode clinical knowledge. *Nature*, 620(7972):172–180, 2023.

CRedit Author Statement

Rafi Al Attrach: Investigation (lead), Software (lead), Writing – original draft (lead), Writing – review & editing (equal).

Pedro Moreira: Investigation (lead), Software (lead), Writing – original draft (lead), Funding acquisition (supporting), Writing – review & editing (equal).

Rajna Fani: Investigation (lead), Software (lead), Writing – original draft (lead), Writing – review & editing (equal).

Renato Umeton: Conceptualization (equal), Methodology (supporting), Investigation (supporting), Writing – review & editing (equal).

Leo A. Celi: Conceptualization (equal), Supervision (lead), Project administration (lead), Writing – review & editing (equal).

This statement is based on CRedit, the ANSI/NISO Contributor Role Taxonomy.