

Iterative Distillation for Reward-Guided Fine-Tuning of Diffusion Models in Biomolecular Design

Xingyu Su^{1*} Xiner Li^{1*} Masatoshi Uehara^{2*} Sunwoo Kim³ Yulai Zhao⁴
 Gabriele Scalia⁵ Ehsan Hajiramezanali⁵ Tommaso Biancalani⁵
 Degui Zhi⁶ Shuiwang Ji^{1†}

¹Texas A&M University ²EvolutionaryScale ³Seoul National University
⁴Princeton University ⁵Genentech ⁶University of Texas Health Science Center at Houston

Abstract

We address the problem of fine-tuning diffusion models for reward-guided generation in biomolecular design. While diffusion models have proven highly effective in modeling complex, high-dimensional data distributions, real-world applications often demand more than high-fidelity generation, requiring optimization with respect to potentially non-differentiable reward functions such as physics-based simulation or rewards based on scientific knowledge. Although RL methods have been explored to fine-tune diffusion models for such objectives, they often suffer from instability, low sample efficiency, and mode collapse due to their on-policy nature. In this work, we propose an iterative distillation-based fine-tuning framework that enables diffusion models to optimize for arbitrary reward functions. Our method casts the problem as policy distillation: it collects off-policy data during the roll-in phase, simulates reward-based soft-optimal policies during roll-out, and updates the model by minimizing the KL divergence between the simulated soft-optimal policy and the current model policy. Our off-policy formulation, combined with KL divergence minimization, enhances training stability and sample efficiency compared to existing RL-based methods. Empirical results demonstrate the effectiveness and superior reward optimization of our approach across diverse tasks in protein, small molecule, and regulatory DNA design.

1 Introduction

Diffusion models (Sohl-Dickstein et al., 2015; Ho et al., 2020; Song et al., 2020) have achieved remarkable success across diverse domains, including computer vision and scientific applications (e.g., protein design (Watson et al., 2023; Alamdari et al., 2023)). Their strength lies in modeling complex, high-dimensional data distributions, including natural images and chemical structures such as proteins and small molecules. However, in many real-world scenarios, especially for biomolecular design, generating samples that merely resemble the training distribution is not sufficient. Instead, we often seek to optimize specific downstream reward functions. For instance, in protein design, beyond generating plausible structures, practical applications frequently require satisfying task-specific objectives such as structural constraints, binding affinity, and hydrophobicity (Hie et al., 2022; Pacesa et al., 2024). To meet these requirements, fine-tuning diffusion models with respect to task-specific rewards is crucial, enabling goal-directed generation aligned with downstream objectives.

Numerous algorithms have been proposed for fine-tuning diffusion models with respect to reward functions, motivated by the observation that this problem can be naturally framed as a reinforcement

*Equal contribution

†Correspondence to: Shuiwang Ji <sjj@tamu.edu>

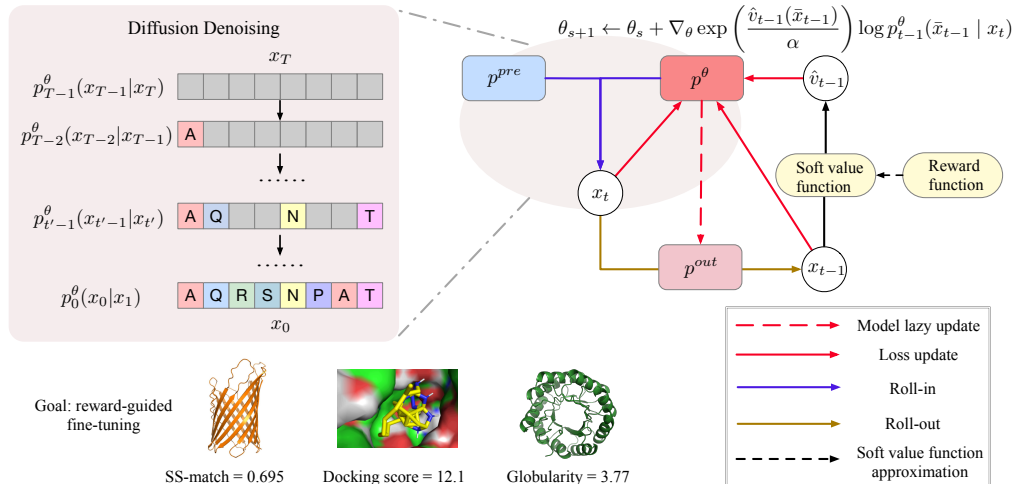


Figure 1: Overview of **VIDD**. **VIDD** fine-tunes diffusion models to maximize potentially non-differentiable rewards by iteratively distilling soft-optimal denoising policies. It alternates between (1) off-policy roll-in, (2) value-guided reward-weighted roll-out, and (3) forward KL-based model updates. Our algorithm leverages off-policy roll-ins and forward KL minimization rather, which contribute to improved optimization stability.

learning (RL) task within an entropy-regularized Markov Decision Process (MDP), where each policy corresponds to the denoising process of the diffusion model (Black et al., 2024; Fan et al., 2023). In computer vision, current state-of-the-art methods fine-tune diffusion models by directly backpropagating reward gradients through the generative process (Clark et al., 2023; Prabhudesai et al., 2023). However, in many scientific applications, reward functions are inherently non-differentiable, making such optimization inapplicable. For example, in protein design, rewards based on secondary structure matching (e.g., DSSP algorithm (Kabsch and Sander, 1983)) or binding affinity predictions (e.g., AlphaFold3 (Abramson et al., 2024)) typically rely on hard lookup-tables based on scientific knowledge. Similarly, in small molecule design, reward functions such as synthetic accessibility (SA), molecular fingerprints (Yang et al., 2021), and outputs from physics-based simulators (e.g., AutoDock Vina (Trott and Olson, 2010)) are also non-differentiable. These characteristics pose a fundamental challenge for direct back-propagation approaches in scientific domains.

In such cases, policy gradient methods like Proximal Policy Optimization (PPO) (Schulman et al., 2017) offer a natural alternative, as they are used in diffusion models. However, PPO is known to exhibit instability, hyperparameter sensitivity, and susceptibility to mode collapse in many contexts (Yuan et al. (2022); Moalla et al. (2024)). These issues arise in part due to its on-policy nature — trajectories used for training the model are generated by the current fine-tuned policy, leading to narrow exploration around previously visited regions. Furthermore, from a theoretical perspective, PPO can be viewed as minimizing the *reverse* Kullback–Leibler (KL) divergence between the target and generated trajectory distributions. This reverse KL objective encourages mode-seeking behavior, potentially leading to mode collapse (Wang et al., 2023; Go et al., 2023; Kim et al., 2025).

To address the aforementioned challenges, we propose a new framework, **VIDD** (Value-guided Iterative Distillation for Diffusion models), designed to maximize possibly non-differentiable rewards in a stable and effective manner. The core idea is to iteratively distill soft-optimal policies—including, which serve as target denoising processes that optimize the reward while remaining close to the current fine-tuned model, as visualized in Figure 1. Concretely, the algorithm proceeds in three iterative steps: (1) roll-in using sufficiently exploratory off-policy trajectories, (2) roll-out to simulate soft-optimal policies, and (3) update the fine-tuned model by minimizing the KL divergence between the soft-optimal and current model policies. Importantly, in (2) and (3), our algorithm effectively leverages value functions tailored to diffusion models to guide fine-tuning, analogous to value-weighted MLE in RL (Peters et al., 2010). Notably, in contrast to methods such as PPO, our framework leverages off-policy roll-ins—decoupling data collection from policy updates—and employs forward KL minimization rather than reverse KL, both of which contribute to improved optimization stability over complex reward landscapes.

Our contributions are summarized as follows. We propose a novel algorithm, **VIDD**, for fine-tuning diffusion models through iterative distillation of target policies composed of both value functions and the current policy. Unlike direct reward backpropagation methods, which require differentiable reward signals, our approach can handle non-differentiable rewards commonly encountered in scientific domains. Compared to PPO-based methods, our algorithm achieves more stable optimization. Algorithmically, our key innovation lies in effectively incorporating value functions specifically tailored to the diffusion models. Empirically, we validate the effectiveness of our method across a range of scientific tasks, particularly in molecular design.

1.1 Related Works

Fine-tuning diffusion models for reward-maximization. When reward functions are differentiable, as is often the case in computer vision, state-of-the-art methods achieve strong performance by directly backpropagating gradients induced by the reward functions on the diffusion model (Clark et al., 2023; Prabhudesai et al., 2023; Wu et al., 2024; Wang et al., 2024). However, in many scientific domains such as biology and molecule field, reward functions are often non-differentiable (Lisanza et al., 2024; Hie et al., 2022). In such settings, a natural approach is to adopt RL techniques that optimize reward without requiring differentiability (Zhang et al., 2024; Gupta et al., 2025; Ektefaie et al., 2024; Vogt et al., 2024; Deng et al., 2024; Venkatraman et al., 2024; Rector-Brooks et al., 2024; Zekri and Boull  , 2025). For instance, DPOK (Fan et al., 2023) and DDPO (Black et al., 2024) adapt PPO, a stabilized variant of policy gradient methods, to the diffusion model fine-tuning. However, these methods often suffer from instability and slow convergence when applied to diffusion models (Clark et al., 2023, Figure 3), due to their inherently online nature and the use of a reverse KL divergence objective between the fine-tuned policy and a target policy (discussed further in Section 5). In contrast, our method avoided on-policy updates and instead leverages a forward KL divergence objective, which stabilizes training and mitigates mode collapse.

Inference-time technique for reward-maximization. An alternative line of work focuses on training-free techniques that aim to improve rewards solely at inference time. The most straightforward example is Best-of-N sampling, which selects the highest-reward output from N generated candidates. More sophisticated methods go further by evaluating and selecting promising intermediate generation states during the sampling process (Wu et al., 2023; Li et al., 2024; Kim et al., 2025; Singhal et al., 2025; Ma et al., 2025). While these methods avoid the need for fine-tuning, they often incur significantly higher inference-time costs due to repeated sampling. Moreover, they typically struggle to surpass the reward performance of pre-trained models by a large margin. In this respect, training-free methods are orthogonal and complementary to fine-tuning-based approaches.

2 Preliminary

We begin by reviewing the foundations of diffusion models. We then formulate our objective: fine-tuning diffusion models to maximize task-specific reward functions.

2.1 Diffusion Models

Diffusion models (Sohl-Dickstein et al., 2015; Ho et al., 2020; Song et al., 2020) aim to learn a sampling distribution $p(\cdot) \in \Delta(\mathcal{X})$ over a predefined design space \mathcal{X} based on the observed data. Formally, a diffusion model defines a forward *noising* process $q_t(x_t | x_{t-1})$, which gradually corrupts from clean data $x_0 \sim p(x_0)$ over discrete time steps $t = 1, \dots, T$ into noise. The learning objective is to approximate the reverse *denoising* process $p_{t-1}(x_{t-1} | x_t)$, where each p_t is a kernel mapping from \mathcal{X} to $\Delta(\mathcal{X})$, such that the overall reverse trajectory transforms noise samples back into data samples drawn from the true distribution. In practice, each p_t is parameterized by a neural network and trained to minimize a variational lower bound on the negative log-likelihood of the data.

Notation. With slight abuse of notation, we often denote the initial noise distribution $p_T \in \Delta(\mathcal{X})$ as $p_T(\cdot | \cdot)$, and we often refer to the denoising process as a *policy*, following terminology commonly used in RL. We denote by $\hat{x}_0(x_t) : \mathcal{X} \rightarrow \mathcal{X}$ the neural network used in pretrained diffusion models to predict the denoised input. Extension to other parameterizations is straightforward.

2.2 Reward Maximization in Diffusion Models

Our goal is to fine-tune diffusion models to produce outputs that achieve high rewards. Here, we formalize the problem and highlight key challenges.

Task Description Our goal is to fine-tune a pretrained diffusion model to generate samples that maximize a task-specific reward function. Formally, given a pretrained diffusion model $p^{\text{pre}} \in \Delta(\mathcal{X})$ and a reward function $r : \mathcal{X} \rightarrow \mathbb{R}$, we aim to fine-tune pre-trained models such that

$$\underset{\theta}{\operatorname{argmax}} \quad \underbrace{\mathbb{E}_{x_0 \sim p^\theta} [r(x_0)]}_{(a) \text{reward maximization}} - \alpha \underbrace{\operatorname{Dis}(\{p^\theta\}, \{p^{\text{pre}}\})}_{(b) \text{regularization}},$$

where $p^\theta \in \Delta(\mathcal{X})$ denotes the distribution induced by the fine-tuned reverse denoising process $\{p_t^\theta\}_{t=T}^0$, and p^{pre} denotes the original pretrained distribution. Term (a) promotes the generation of high-reward samples, while term (b) penalizes deviation from the pretrained model to maintain the naturalness of generated samples. For example, when the discrepancy measure **Dis** in (b) is the KL divergence, the optimal solution takes the following form up to normalizing constant:

$$\exp(r(\cdot)/\alpha)p^{\text{pre}}(\cdot) \quad (1)$$

Challenges. In domains such as computer vision, reward functions are typically modeled using differentiable regressors or classifiers, allowing for direct gradient-based optimization (Clark et al., 2023; Prabhudesai et al., 2023). In contrast, many key objectives in biomolecular design, such as structural constraints, hydrophobicity, binding affinity, often rely on non-differentiable features, as detailed in Section 1. While RL-based approaches, such as policy gradient methods, can in principle handle non-differentiable feedback (see Section 1.1), they often suffer from instability due to their on-policy nature and reliance on reverse KL divergence. In the following, we introduce a novel fine-tuning method that can effectively optimize possibly non-differentiable rewards.

3 Iterative Distillation Framework for Fine-Tuning Diffusion Models

Our algorithm is motivated by the goal of distilling desirable teacher policies that both maximize task-specific reward functions and preserve the naturalness induced by pre-trained models during fine-tuning. To clarify this motivation, we first define what constitutes teacher policies in our setting, followed by a detailed description of our approach to distilling them.

3.1 Teacher Policies in Distillation

We introduce *soft-optimal policies*, which serve as the teacher policies that our algorithm aims to distill. Specifically, we define the soft-optimal policy $p_{t-1}^* : \mathcal{X} \rightarrow \Delta(\mathcal{X})$ as a value-weighted variant of the pre-trained policy:

$$p_{t-1}^*(\cdot|x_t) = \frac{p_{t-1}^{\text{pre}}(\cdot|x_t) \exp(v_{t-1}(\cdot)/\alpha)}{\exp(v_t(x_t)/\alpha)}. \quad (2)$$

Here, for $t \in [T+1, \dots, 1]$, the soft value function is defined as:

$$v_{t-1}(\cdot) := \alpha \log \mathbb{E}_{x_0 \sim p^{\text{pre}}(x_0|x_{t-1})} \left[\exp \left(\frac{r(x_0)}{\alpha} \right) | x_{t-1} = \cdot \right], \quad (3)$$

where the expectation is taken under the trajectory distribution induced by the pre-trained policies.

These soft-optimal policies naturally arise when diffusion models are framed within entropy-regularized Markov Decision Processes. A key property of these policies is that, when sampling trajectories according to the soft-optimal policy sequence $\{p_t^*\}_{t=T}^0$, the resulting marginal distribution over final outputs approximates the target distribution $\exp(r(\cdot)/\alpha)p^{\text{pre}}(\cdot)$ in (1) (Uehara et al., 2025a).

Importantly, many test-time guidance methods—such as classifier guidance in both continuous diffusion models (e.g., (Dhariwal and Nichol, 2021; Bansal et al., 2023)) and discrete diffusion models (e.g., (Nisonoff et al., 2024)), as well as sequential Monte Carlo (SMC)-based approaches (e.g., (Wu

et al., 2023; Li et al., 2024; Kim et al., 2025))—can be interpreted as approximate sampling schemes for these soft-optimal policies (Uehara et al., 2025a). While test-time guidance methods are appealing due to their ease of implementation, they often incur substantial computational overhead during inference and may struggle to achieve consistently high reward values. In contrast, we explore how soft-optimal policies can inform the fine-tuning of diffusion models, enabling reward-guided generation without requiring any additional computation at test time.

3.2 Iterative Distillation

Thus far, we have introduced soft-optimal policies and discussed their desirable properties. Within our framework, we designate these policies as *teacher policies*, while the fine-tuned models are treated as *student policies* (Czarnecki et al., 2019). A natural objective for distilling such policies into a fine-tuned model $\{p_t^\theta\}$ is given by

$$\operatorname{argmin}_{\theta} \sum_t \mathbb{E}_{x_t \sim u_t} [\text{KL}(p_{t-1}^*(\cdot|x_t) \| p_{t-1}^\theta(\cdot|x_t))] \quad (4)$$

where $u_t \in \Delta(\mathcal{X})$ denotes a roll-in distribution, where we will elaborate on in Section 4.1. By simple algebra, up to some constant, this objective reduces to

$$\operatorname{argmax}_{\theta} \sum_t \mathbb{E}_{x_t \sim u_t} \left[\frac{1}{\exp(v_t(x_t)/\alpha)} \mathbb{E}_{x_{t-1} \sim p_{t-1}^{\text{pre}}(x_{t-1}|x_t)} [\exp(v_{t-1}(x_{t-1})/\alpha) \log p_{t-1}^\theta(x_{t-1}|x_t)] \right] \quad (5)$$

As we will demonstrate in Section 4.3, this objective can be optimized in practice by approximating value functions and replacing expectations with sample estimates. Notably, the objective is off-policy in nature, meaning that the roll-in distribution u_t can be arbitrary and does not need to match the current model policy. Indeed, this objective, commonly referred to as value-weighted maximum likelihood in the RL literature (Peters et al., 2010), has been employed as a scalable and stable approach for offline RL (Peng et al., 2019).

In practice, we adopt an iterative distillation procedure. This is motivated by the fact that, due to the reliance on empirical samples and approximate value functions, it is generally infeasible to accurately distill the target policy p_{t-1}^* into the student policy p_{t-1}^θ in a single step. Rather than fixing p_{t-1}^{pre} throughout training, we periodically update it by the latest student policy but in a lazy manner, allowing the target to gradually improve over time. This dynamic yet infrequent (lazy) target update enables progressive refinement, allowing both the teacher and student policies to evolve iteratively toward better alignment. This strategy is analogous to standard RL practices grounded in the Policy Improvement Theorem.

To formalize the above iterative process, we introduce an iteration index $s \in [1, \dots, S]$ and perform recursive updates as follows:

$$\theta_{s+1} \leftarrow \theta_s + \nabla \sum_t \mathbb{E}_{x_t \sim u_t, p_{t-1}^{\text{out}}(x_{t-1}|x_t)} [\exp(v_{t-1}^{\text{out}}(x_{t-1})/\alpha) \log p_{t-1}^\theta(x_{t-1}|x_t)] \quad (6)$$

where $\{p_t^{\text{out}}\}$ denotes the roll-out policy, and v_{t-1}^{out} is the corresponding soft value function. The roll-out policy is updated in a lazy manner—specifically, it is refreshed every K steps using the current model parameters p^{θ_s} . This lazy update scheme is critical for algorithmic stability in the offline setting, preventing rapid changes in the target while still allowing gradual improvement of the student policy toward higher reward. In the next section, we formalize this iterative distillation process as a complete algorithmic procedure.

4 Iterative Value-Weighted MLE

In this section, we present our algorithm for fine-tuning diffusion models to maximize reward functions. The full procedure is summarized in Algorithm 1. Each training iteration consists of three key components: (1) the *roll-in* phase, which defines the data distribution over which the loss is computed; (2) the *roll-out* phase, which aims to approximate the teacher policy by sampling from a roll-out policy and computing its corresponding weight (soft value); and (3) the *distillation* phase, where the objective is defined as the KL divergence between the teacher policies and the student policies (i.e., the fine-tuned models). We detail each of these components below.

Algorithm 1 VIDD(Value-guided Iterative Distillation for Diffusion models)

```
1: Require: reward  $r : \mathcal{X} \rightarrow \mathbb{R}$ , pretrained model  $\{p_{t-1}^{\text{pre}}(\cdot | x_t)\}$ , fine-tuned model  $\{p_{t-1}^\theta(\cdot | x_t)\}$ 
2: Initialize fine-tuned model  $p^\theta = p^{\text{pre}}$ , roll-out model  $p^{\text{out}} = p^{\text{pre}}$ , lazy update interval  $K, \alpha$ 
3: for  $s \in [1, \dots, S]$  do
4:   // Roll-in phase
5:   Generate roll-in samples following roll-in policies (explain in Section 4.1) and collect  $\mathcal{D} = \{x_T^{(i)}, \dots, x_0^{(i)}\}_{i=1}^N$ .
6:   // Roll-out phase
7:   Obtain a sample following the roll-out policy  $p_{t-1}^{\text{out}}: \bar{x}_{t-1}^{[i]} \sim p_{t-1}^{\text{out}}(x_{t-1}^{[i]} | x_t^{[i]})$  for each  $t$ .
8:   Approximate soft-value functions  $\hat{v}_{t-1}(\bar{x}_{t-1}^{[i]}) \leftarrow r(\hat{x}_0(\bar{x}_{t-1}^{[i]}; \theta^{\text{out}}))$ .
9:   If  $S\%K = 0$ , update the roll-out policy:  $\{p_t^{\text{out}}\} \leftarrow \{p_t^{\theta_s}\}$  and  $\theta^{\text{out}} \leftarrow \theta_s$ .
10:  // Distillation phase
11:  Update model parameters  $\theta$  by gradient ascent:
```

$$\theta_{s+1} \leftarrow \theta_s + \gamma \nabla_\theta \sum_{i=1}^N \sum_t \exp\left(\frac{\hat{v}_{t-1}(\bar{x}_{t-1}^{[i]})}{\alpha}\right) \log p_{t-1}^\theta(\bar{x}_{t-1}^{[i]} | x_t^{(i)}). \quad (7)$$

```
12: end for
13: return  $\theta_S$ 
```

4.1 Roll-In Phase

Due to the off-policy nature of our algorithm, we have significant flexibility in selecting the roll-in distribution path x_T, x_{T-1}, \dots, x_0 , which subsequently serves as the training distribution for loss computation. A well-designed roll-in policy should satisfy two competing desiderata: (1) exploration—ensuring broad coverage over the design space to avoid local optima, and (2) exploitation—maintaining proximity to high-reward trajectories for efficient policy improvement.

To balance these goals, we adopt a mixture roll-in strategy. At each training iteration, we sample the roll-in distribution from one of two candidate policies:

- With probability $1 - \beta_s$, we roll in from the pre-trained policy p_t^{pre} , which promotes exploration by generating diverse trajectories;
- With probability β_s , we roll in from the current student policy p_t^θ , which reflects the most up-to-date learned behavior and guides the model toward optimal behavior.

We gradually increase β_s throughout training, allowing the roll-in distribution to transition from broad exploration in the early stages to reward-guided refinement in later stages. This adaptive schedule enables the model to progressively focus on high-reward regions as training progresses.

4.2 Roll-Out Phase

Our goal in this step is to approximate the current teacher policy. To this end, we aim to (1) sample x_{t-1} conditioned on x_t for each timestep t following a roll-out policy, and (2) compute its corresponding soft-value, which will later serve as a weight during the distillation process.

Sampling from roll-out policy. Recall the motivational formulation in Equation (6). Our goal here is to replace the expectation with its empirical counterpart. To this end, we draw samples \bar{x}_{t-1} from p_{t-1}^{out} , which is updated periodically at fixed time intervals.

Approximation of soft value functions. Recall that soft-value functions in (3) are defined as conditional expectation given \bar{x}_{t-1} . While one could estimate these expectations using Monte Carlo sampling or regression, as commonly done in standard RL settings, we recommend a more practical approximation: $\hat{v}_{t-1}(\bar{x}_{t-1}) := r(\hat{x}_0(\bar{x}_{t-1}; \theta^{\text{out}}))$. Recalling $\hat{x}_0(\bar{x}_{t-1}; \theta^{\text{out}})$ is the denoised prediction from the diffusion model parameterized by the current student policy. This approximation is based on the replacement of the expectation in (3) with its posterior mean.

Notably, this approximation has been implicitly adopted in several recent test-time reward optimization methods (Chung et al., 2022; Wu et al., 2023; Li et al., 2024). Building on its empirical success, we extend this idea to the fine-tuning setting. Compared to Monte Carlo-based methods, this approximation is computationally efficient—requiring only a single forward pass through the denoising network—and avoids the need to train an additional value function.

4.3 Distillation Phase

Thus far, we have defined the training data distribution via the roll-in phase and specified the supervised signal through the roll-out phase. The final step is to perform distillation by solving a supervised learning problem over the roll-in distribution. Specifically, we minimize the KL divergence between the teacher and student policies, as formalized in (6). In our implementation, soft value functions are approximated by averaging over sampled trajectories. The expectations over roll-in and roll-out distributions are replaced with empirical estimates obtained from samples collected in their respective phases. The resulting loss function is given in (7), which corresponds precisely to a value-weighted maximum likelihood objective.

5 Comparison with Policy Gradient Methods

In this section, we highlight the key differences between our algorithm, **VIDD**, and policy gradient methods (Fan et al., 2023; Black et al., 2024). Broadly, there are two main distinctions: (1) policy gradient methods are inherently on-policy, whereas **VIDD** naturally supports off-policy updates; and (2) policy gradient methods implicitly optimize the reverse KL divergence between the fine-tuned policy and the soft-optimal policy, while our objective more closely aligns with the forward KL divergence. We elaborate on each of these differences below.

On-policy vs. off-policy nature. In policy gradient algorithms, fine-tuning is typically framed as the optimization of the following objective:

$$J(\theta) = \mathbb{E}_{\{p_t^\theta\}_{t=T}^0} \left[r(x_0) - \alpha \sum_{t=T+1}^1 \text{KL}(p_{t-1}^\theta(\cdot | x_t) \| p_{t-1}^{\text{pre}}(\cdot | x_t)) \right].$$

In practice, this objective is optimized using the policy gradient (PG) theorem. For instance, when $\alpha = 0$, the gradient simplifies to the standard form (Black et al., 2024):

$$\nabla J(\theta) = \sum_t \mathbb{E}_{\{p_t^\theta\}_{t=T}^0} [r(x_0) \nabla \log p_{t-1}^\theta(\cdot | x_t)]. \quad (8)$$

However, accurate gradient estimation requires that the roll-in distribution used to sample x_t matches the current policy, making the method inherently on-policy. This constraint limits exploration and increases the risk of convergence to suboptimal local minima. Even more stable variants, such as PPO, remain sensitive to hyperparameter choices (Adkins et al., 2024), and overly strong regularization—while stabilizing the landscape—can significantly slow down learning (Clark et al., 2023, Fig. 3).

In contrast, **VIDD** naturally accommodates off-policy updates, allowing the use of more exploratory roll-in distributions without sacrificing training stability.

Reverse KL vs. forward KL divergence minimization. Furthermore, we show that the PPO objective $J(\theta)$ is equivalent to minimizing the reverse KL divergence between the trajectory distributions induced by the soft-optimal policy and those induced by the fine-tuned policy.

Theorem 1. Denote $p_{0:T}^\theta \in \mathcal{X} \times \dots \times \mathcal{X}$ as the induced joint distribution from $t = T$ to $t = 0$ by $\{p_t^\theta\}$ and denote $p_{0:T}^*$ as the corresponding distribution induced by the soft-optimal policy. Then,

$$J(\theta) = \text{KL}(p_{0:T}^\theta(\cdot) \| p_{0:T}^*(\cdot)) = \sum_t \mathbb{E}_{\{p_t^\theta\}_{t=T}^0} [\text{KL}(p_{t-1}^\theta(\cdot | x_t) \| p_{t-1}^*(\cdot | x_t))].$$

In contrast, **VIDD** optimizes an objective that more closely resembles the forward KL divergence. Since the reverse KL is known to be mode-seeking and can lead to unstable optimization landscapes (Wang et al., 2023; Go et al., 2023; Kim et al., 2025), avoiding reverse KL minimization contributes to more stable and effective fine-tuning. We empirically investigate this effect in the following section.

Table 1: Performance of different methods on both protein, DNA, and molecular generation tasks w.r.t. rewards and naturalness. The best result among fine-tuning baselines is highlighted in **bold**. We report the 50% quantile of the metric distribution. The \pm specifies the standard error of the estimate quantile with 95% confidence interval.

Method	Protein SS-match		Protein Globularity		DNA Enhancer HepG2			Molecule Docking - Parp1	
	β -sheet% \uparrow	pLDDT \uparrow	Globularity \downarrow	pLDDT \uparrow	Pred-Activity \uparrow	ATAC-Acc \uparrow	3-mer Corr \uparrow	Docking Score \uparrow	NLL \downarrow
Pre-trained	0.05 \pm 0.05	0.37 \pm 0.09	7.42 \pm 2.59	0.37 \pm 0.09	0.14 \pm 0.26	0.000 \pm 0.000	-0.15	7.2 \pm 0.5	971 \pm 32
Best-of-N (N=32)	0.26 \pm 0.13	0.38 \pm 0.11	5.05 \pm 0.21	0.39 \pm 0.14	1.30 \pm 0.64	0.000 \pm 0.000	-0.17	10.2 \pm 0.4	951 \pm 22
DRAKES	-	-	-	-	6.44 \pm 0.04	0.825 \pm 0.028	0.307	-	-
Standard Fine-tuning	0.11 \pm 0.12	0.32 \pm 0.06	6.30 \pm 1.11	0.31 \pm 0.04	1.17 \pm 1.23	0.094 \pm 0.292	0.829	7.8 \pm 1.8	908 \pm 77
DDPP	0.60 \pm 0.07	0.40 \pm 0.08	5.98 \pm 0.89	0.32 \pm 0.10	5.18 \pm 0.12	0.000 \pm 0.000	0.545	7.9 \pm 1.3	981 \pm 52
DDPO	0.19 \pm 0.17	0.35 \pm 0.10	4.75 \pm 0.20	0.37 \pm 0.06	7.09 \pm 0.29	0.242 \pm 0.428	0.283	8.5 \pm 1.3	929 \pm 43
VIDD	0.69 \pm 0.13	0.69 \pm 0.11	3.96 \pm 0.16	0.56 \pm 0.05	7.44 \pm 0.34	0.898 \pm 0.302	0.509	9.4 \pm 1.7	741 \pm 21

6 Experiments

Thus far, we have introduced **VIDD**, a framework designed to optimize possibly non-differentiable downstream reward functions effectively and stably in diffusion models in a sample-efficient manner. In this section, we evaluate the performance of **VIDD** across a range of biomolecular design tasks. We begin by describing the experimental setup.

6.1 Experimental Setup

6.1.1 Task Descriptors

We aim to fine-tune diffusion models by maximizing task-specific reward functions. In the following, we outline the choice of the pre-trained diffusion models and the formulation of the reward functions used in our biomolecular design tasks (protein, DNA, small molecule design).

Protein sequence design. We adopt EvoDiff (Alamdari et al., 2023) as our pre-trained diffusion model, a representative masked discrete diffusion model for protein sequence design, trained on the UniRef database (Suzek et al., 2007). We use EvoDiff as an unconditional generative model to produce natural protein sequences. To tackle downstream protein design tasks, we use the following reward functions inspired by prior work (Hie et al., 2022; Verkuil et al., 2022; Lianza et al., 2024; Uehara et al., 2025b; Pacesa et al., 2024). Appendix D.1 provides detailed definitions of each reward function. For tasks involving secondary structure matching and globularity optimization, we employ ESMFold (Lin et al., 2023) to predict the 3D structures of generated sequences. For protein binder design, we leverage AlphaFold2 (Jumper et al., 2021) to model the 3D structure of the multimers. In order to encourage the naturalness and foldability of the designed proteins, we additionally incorporate structural confidence metrics, such as pLDDT and radius of gyration (Pacesa et al., 2024), as part of the reward function.

- ***ss-match (β -sheet)***. This task aims to maximize the probability of secondary structure (SS) matching between the generated protein sequences and a predefined target pattern, computed across all residues. SS are predicted using the DSSP (Kabsch and Sander, 1983), and include α -helices, β -sheets, and coils. Following Pacesa et al. (2024), we specifically encourage the formation of β -sheets, as protein generative models are known to exhibit a bias toward α -helices.
- ***Globularity***. This task focuses on generating proteins with compact, globular 3D structures, a property known to enhance solubility and facilitate proper folding.
- ***Binding affinity***. This task focuses on designing binder proteins given target proteins, with the goal of maximizing their binding affinity. We quantify binding affinity using the ipTM score predicted by the AlphaFold-Multimer model (Jumper et al., 2021). Following prior work (Pacesa et al., 2024), we select PD-L1 and IFNAR2 as representative target proteins.

DNA sequence design. We focus on the regulatory DNA designs widely used in the cell engineering (Taskiran et al., 2024; Su et al., 2025). Following Wang et al. (2024), we adopt a discrete diffusion model (Sahoo et al., 2024) trained on enhancer datasets from Gosai et al. (2023) as our pre-trained model ($T = 128$). For the reward function, we use predictions from the Enformer model (Avsec et al., 2021) to estimate enhancer activity in the HepG2 cell line (denoted by **Pred-Activity**). This

Table 2: Performance of different methods on protein binding design tasks w.r.t. ipTM, optimized reward, and diversity. The best result is highlighted in **bold**. To prevent model collapse, we report results with diversity ≥ 0.5 .

Method	ipTM \uparrow	PD-L1 Reward \uparrow	Diversity \uparrow	ipTM \uparrow	IFNAR2 Reward \uparrow	Diversity \uparrow
Pre-trained	0.1468 \pm 0.0538	0.0847 \pm 0.1317	0.9022	0.1179 \pm 0.0153	0.0612 \pm 0.0621	0.9007
Best-of-N (N=128)	0.1999 \pm 0.0533	0.1899 \pm 0.0430	0.9016	0.2463 \pm 0.1055	0.2225 \pm 0.0675	0.9058
Standard Fine-tuning	0.1640 \pm 0.0215	0.1598 \pm 0.0351	0.8999	0.1307 \pm 0.0503	0.0926 \pm 0.0712	0.9063
DDPP	0.1894 \pm 0.0309	0.2001 \pm 0.0475	0.8585	0.1246 \pm 0.0126	0.1128 \pm 0.0256	0.8823
DDPO	0.7881 \pm 0.0250	0.8767 \pm 0.0301	0.5266	0.2403 \pm 0.0488	0.3142 \pm 0.0544	0.7169
VIDD	0.8182 \pm 0.0213	0.9079 \pm 0.0237	0.5539	0.5090 \pm 0.1079	0.5120 \pm 0.1093	0.5176

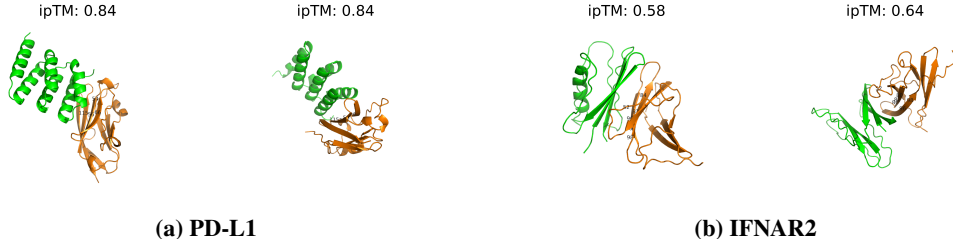


Figure 2: Protein structure visualizations for the PD-L1 and IFNAR2 binding design tasks. The target protein is shown in orange, with hotspot residues labeled on the structure.

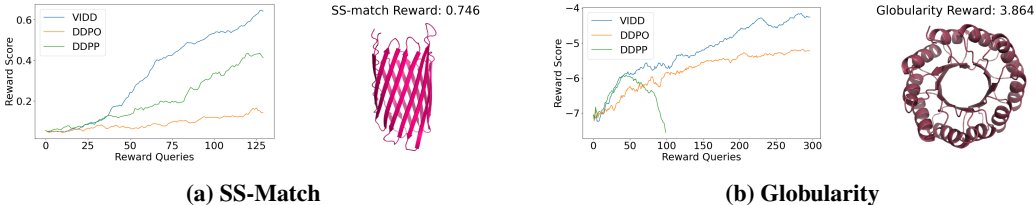


Figure 3: Sample efficiency and structural visualization results for the Secondary Structure Matching and Globularity tasks in protein generation. Panel (a) displays a β -barrel-like design, while panel (b) shows a TIM barrel-like design.

reward has been widely employed in prior DNA design studies (Taskiran et al., 2024; Lal et al., 2024) due to its relevance in cell engineering, particularly for modulating cell differentiation.

Small molecule design. We use GDSS (Jo et al., 2022), trained on ZINC-250k (Irwin and Shoichet, 2005), as the pre-trained diffusion model ($T = 1000$). For rewards, we use **binding affinity** to protein Parp1 (Yang et al., 2021) (docking score (**DS**) calculated by QuickVina 2 (Alhossary et al., 2015)), which is non-differentiable. Here, we renormalize docking score to $\max(-DS, 0)$, so that a higher value indicates better performance. Note these rewards have been widely used Lee et al. (2023); Jo et al. (2022); Yang et al. (2021); Li et al. (2025).

6.1.2 Baselines

We compare **VIDD** with the following baselines.

- **Best-of-N:** This is a naïve yet widely adopted approach for reward maximization at test time. Note that such inference-time methods are significantly slower compared to our fine-tuned models. Additional comparisons will be provided in Appendix E. We choose $N = 32$ in general. Given that this method is 32 times slower than the baseline methods, we do *not* consider it a practical baseline for fine-tuning.
- **Standard Fine-Tuning (SFT).** This method fine-tunes the model by sampling from the pretrained model and applying the same loss used during pretraining, but with reweighting based on reward values (Peng et al., 2019).

- **DDPO (Black et al., 2024)**: A PPO-style algorithm discussed in Section 5.
- **DDPP (Rector-Brooks et al., 2024)**: Another recent state-of-the-art method applicable to our setting with non-differentiable reward functions by enforcing detailed balance between reward-weighted posteriors and denoising trajectories.
- **VIDD**: Our algorithm. Regarding more detailed setting of hyperparameters, refer to Appendix D.2.

6.1.3 Metrics

Recall that our objective is to generate samples with high reward while preserving the naturalness imposed by the pretrained diffusion model in Section 2.2. Accordingly, we report the median reward of generated samples as the primary evaluation metric. As secondary metrics, we include additional measures whose specific choice depends on the task context, such as the naturalness of generated samples. More specifically, we use **pLDDT** scores for protein design; the 3-mer Pearson correlation (**3-mer Corr**) between the generated sequences and those in the dataset from Gosai et al. (2023); the negative log-likelihood (**NLL**) of the generated samples with respect to the pretrained model for small molecule design. For further results, refer to Appendix E.

6.2 Results

All results are summarized in Table 1 and Table 2. Below, we provide an interpretation of each outcome.

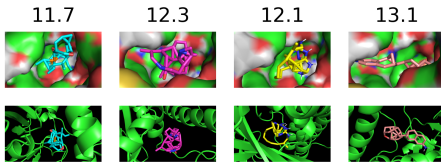
Protein sequence design. **VIDD** consistently outperforms baseline methods by achieving higher rewards in β -sheet content, globularity and ipTM. Figure 3 further demonstrates **VIDD** converges more rapidly under the same number of reward queries, indicating improved sample efficiency. Additionally, Figure 3 presents representative structures generated by **VIDD**, visually confirming the plausibility of the designed proteins. Figure 2 further illustrates the predicted binder-target complexes, confirming effective binding between the designed binders and target proteins.

DNA sequence design. Here, since this reward is technically differentiable, we include an additional baseline, **DRAKES** (Wang et al., 2024), which directly backpropagates through the reward signal. Notably, as shown in the **Pred-Activity** column, **VIDD** outperforms not only **DDPP** and **DDPO**, but also **DRAKES**. In addition to the aforementioned **Pred-Activity** and **3-mer Corr** metrics, we follow Wang et al. (2024) in incorporating **ATAC-Acc**—an independent binary classification model trained on chromatin accessibility data from the HepG2 cell line (Consortium et al., 2012)—as an orthogonal reward. This is motivated by the fact that **Pred-Activity** is a trained reward model and thus may be susceptible to overoptimization. In the **ATAC-Acc** column, our method also exhibits strong performance, suggesting that **VIDD** would be robust to over-optimization.

Small molecule design. **VIDD** outperforms the fine-tuning baseline methods (**DDPO**, **DDPP**, and **SFT**) in terms of reward. Moreover, our method preserves a high degree of naturalness, as also visualized in Figure 4 by visualizing the generated samples. For more quantitative metrics that describe naturalness in molecules, refer to Appendix E.2.

7 Conclusion

In this work, we present **VIDD**, a novel fine-tuning algorithm for diffusion models under possibly non-differentiable reward functions. Our method has the potential to accelerate discovery in areas such as protein and drug design, but we also recognize possible misuse in generating harmful biomolecular sequences. We advocate for safeguards and responsible research practices in deploying such models.



(a) Molecules: Docking - Parp1

Figure 4: Generated samples from **VIDD**. For more samples, refer to Appendix F. Note that the surfaces and ribbons in (a) are representations of the target proteins, while the generated small molecules are displayed in the center.

Acknowledgments

This work was supported in part by National Institutes of Health under grant U01AG070112 and ARPA-H under grant 1AY1AX000053.

References

- Abramson, J., J. Adler, J. Dunger, R. Evans, T. Green, A. Pritzel, O. Ronneberger, L. Willmore, A. J. Ballard, J. Bambrick, et al. (2024). Accurate structure prediction of biomolecular interactions with alphafold 3. *Nature*, 1–3.
- Adkins, J., M. Bowling, and A. White (2024). A method for evaluating hyperparameter sensitivity in reinforcement learning. *Advances in Neural Information Processing Systems* 37, 124820–124842.
- Alamdari, S., N. Thakkar, R. van den Berg, N. Tenenholtz, B. Strome, A. Moses, A. X. Lu, N. Fusi, A. P. Amini, and K. K. Yang (2023). Protein generation with evolutionary diffusion: sequence is all you need. *BioRxiv*, 2023–09.
- Alhossary, A., S. D. Handoko, Y. Mu, and C.-K. Kwoh (2015). Fast, accurate, and reliable molecular docking with quickvina 2. *Bioinformatics* 31(13), 2214–2216.
- Avsec, Ž., V. Agarwal, D. Visentin, J. R. Ledsam, A. Grabska-Barwinska, K. R. Taylor, Y. Assael, J. Jumper, P. Kohli, and D. R. Kelley (2021). Effective gene expression prediction from sequence by integrating long-range interactions. *Nature methods* 18(10), 1196–1203.
- Bansal, A., H.-M. Chu, A. Schwarzschild, S. Sengupta, M. Goldblum, J. Geiping, and T. Goldstein (2023). Universal guidance for diffusion models. In *Proceedings of the IEEE/CVF Conference on Computer Vision and Pattern Recognition*, pp. 843–852.
- Black, K., M. Janner, Y. Du, I. Kostrikov, and S. Levine (2024). Training diffusion models with reinforcement learning. *arXiv preprint arXiv:2305.13301*.
- Chung, H., B. Sim, D. Ryu, and J. C. Ye (2022). Improving diffusion models for inverse problems using manifold constraints. *Advances in Neural Information Processing Systems* 35, 25683–25696.
- Clark, K., P. Vicol, K. Swersky, and D. J. Fleet (2023). Directly fine-tuning diffusion models on differentiable rewards. *arXiv preprint arXiv:2309.17400*.
- Consortium, E. P. et al. (2012). An integrated encyclopedia of dna elements in the human genome. *Nature* 489(7414), 57.
- Czarnecki, W. M., R. Pascanu, S. Osindero, S. Jayakumar, G. Swirszcz, and M. Jaderberg (2019). Distilling policy distillation. In *The 22nd international conference on artificial intelligence and statistics*, pp. 1331–1340. PMLR.
- Deng, F., Q. Wang, W. Wei, T. Hou, and M. Grundmann (2024). Prdp: Proximal reward difference prediction for large-scale reward finetuning of diffusion models. In *Proceedings of the IEEE/CVF Conference on Computer Vision and Pattern Recognition*, pp. 7423–7433.
- Dhariwal, P. and A. Nichol (2021). Diffusion models beat gans on image synthesis. *Advances in neural information processing systems* 34, 8780–8794.
- Ektefaie, Y., O. Viessmann, S. Narayanan, D. Dresser, J. M. Kim, and A. Mkrtchyan (2024). Reinforcement learning on structure-conditioned categorical diffusion for protein inverse folding. *arXiv preprint arXiv:2410.17173*.
- Fan, Y., O. Watkins, Y. Du, H. Liu, M. Ryu, C. Boutilier, P. Abbeel, M. Ghavamzadeh, K. Lee, and K. Lee (2023). DPOK: Reinforcement learning for fine-tuning text-to-image diffusion models. *arXiv preprint arXiv:2305.16381*.
- Go, D., T. Korbak, G. Kruszewski, J. Rozen, N. Ryu, and M. Dymetman (2023). Aligning language models with preferences through f-divergence minimization. *arXiv preprint arXiv:2302.08215*.

- Gosai, S. J., R. I. Castro, N. Fuentes, J. C. Butts, S. Kales, R. R. Noche, K. Mouri, P. C. Sabeti, S. K. Reilly, and R. Tewhey (2023). Machine-guided design of synthetic cell type-specific cis-regulatory elements. *bioRxiv*.
- Gupta, S., C. Ahuja, T.-Y. Lin, S. D. Roy, H. Oosterhuis, M. de Rijke, and S. N. Shukla (2025). A simple and effective reinforcement learning method for text-to-image diffusion fine-tuning. *arXiv preprint arXiv:2503.00897*.
- Hie, B., S. Candido, Z. Lin, O. Kabeli, R. Rao, N. Smetanin, T. Sercu, and A. Rives (2022). A high-level programming language for generative protein design. *bioRxiv*, 2022–12.
- Ho, J., A. Jain, and P. Abbeel (2020). Denoising diffusion probabilistic models. *Advances in neural information processing systems* 33, 6840–6851.
- Inoue, F., A. Kreimer, T. Ashuach, N. Ahituv, and N. Yosef (2019). Identification and massively parallel characterization of regulatory elements driving neural induction. *Cell stem cell* 25(5), 713–727.
- Irwin, J. J. and B. K. Shoichet (2005). ZINC- a free database of commercially available compounds for virtual screening. *Journal of chemical information and modeling* 45(1), 177–182.
- Jo, J., S. Lee, and S. J. Hwang (2022). Score-based generative modeling of graphs via the system of stochastic differential equations. In *International Conference on Machine Learning*, pp. 10362–10383. PMLR.
- Jumper, J., R. Evans, A. Pritzel, T. Green, M. Figurnov, O. Ronneberger, K. Tunyasuvunakool, R. Bates, A. Žídek, A. Potapenko, et al. (2021). Highly accurate protein structure prediction with alphafold. *nature* 596(7873), 583–589.
- Kabsch, W. and C. Sander (1983). Dictionary of protein secondary structure: pattern recognition of hydrogen-bonded and geometrical features. *Biopolymers: Original Research on Biomolecules* 22(12), 2577–2637.
- Kim, S., M. Kim, and D. Park (2025). Test-time alignment of diffusion models without reward over-optimization. In *The Thirteenth International Conference on Learning Representations*.
- Lal, A., D. Garfield, T. Biancalani, et al. (2024). reglm: Designing realistic regulatory dna with autoregressive language models. *bioRxiv*, 2024–02.
- Lee, S., J. Jo, and S. J. Hwang (2023). Exploring chemical space with score-based out-of-distribution generation. *Proceedings of the 40th International Conference on Machine Learning*.
- Li, X., M. Uehara, X. Su, G. Scalia, T. Biancalani, A. Regev, S. Levine, and S. Ji (2025). Dynamic search for inference-time alignment in diffusion models. *arXiv preprint arXiv:2503.02039*.
- Li, X., Y. Zhao, C. Wang, G. Scalia, G. Eraslan, S. Nair, T. Biancalani, A. Regev, S. Levine, and M. Uehara (2024). Derivative-free guidance in continuous and discrete diffusion models with soft value-based decoding. *arXiv preprint arXiv:2408.08252*.
- Lin, Z., H. Akin, R. Rao, B. Hie, Z. Zhu, W. Lu, N. Smetanin, R. Verkuil, O. Kabeli, Y. Shmueli, et al. (2023). Evolutionary-scale prediction of atomic-level protein structure with a language model. *Science* 379(6637), 1123–1130.
- Lisanza, S. L., J. M. Gershon, S. W. Tipps, J. N. Sims, L. Arnoldt, S. J. Hendel, M. K. Simma, G. Liu, M. Yase, H. Wu, et al. (2024). Multistate and functional protein design using rosettafold sequence space diffusion. *Nature biotechnology*, 1–11.
- Ma, N., S. Tong, H. Jia, H. Hu, Y.-C. Su, M. Zhang, X. Yang, Y. Li, T. Jaakkola, X. Jia, et al. (2025). Inference-time scaling for diffusion models beyond scaling denoising steps. *arXiv preprint arXiv:2501.09732*.
- Moalla, S., A. Miele, D. Pyatko, R. Pascanu, and C. Gulcehre (2024). No representation, no trust: connecting representation, collapse, and trust issues in ppo. *arXiv preprint arXiv:2405.00662*.

- Nisonoff, H., J. Xiong, S. Allenspach, and J. Listgarten (2024). Unlocking guidance for discrete state-space diffusion and flow models. *arXiv preprint arXiv:2406.01572*.
- Pace, C. and J. Hermans (1975). The stability of globular protein. *CRC critical reviews in biochemistry* 3(1), 1–43.
- Pacesa, M., L. Nickel, C. Schellhaas, J. Schmidt, E. Pyatova, L. Kissling, P. Barendse, J. Choudhury, S. Kapoor, A. Alcaraz-Serna, et al. (2024). Bindcraft: one-shot design of functional protein binders. *bioRxiv*, 2024–09.
- Paszke, A. (2019). Pytorch: An imperative style, high-performance deep learning library. *arXiv preprint arXiv:1912.01703*.
- Peng, X. B., A. Kumar, G. Zhang, and S. Levine (2019). Advantage-weighted regression: Simple and scalable off-policy reinforcement learning. *arXiv preprint arXiv:1910.00177*.
- Peters, J., K. Mulling, and Y. Altun (2010). Relative entropy policy search. In *Proceedings of the AAAI Conference on Artificial Intelligence*, Volume 24, pp. 1607–1612.
- Prabhudesai, M., A. Goyal, D. Pathak, and K. Fragkiadaki (2023). Aligning text-to-image diffusion models with reward backpropagation. *arXiv preprint arXiv:2310.03739*.
- Rector-Brooks, J., M. Hasan, Z. Peng, Z. Quinn, C. Liu, S. Mittal, N. Dziri, M. Bronstein, Y. Bengio, P. Chatterjee, et al. (2024). Steering masked discrete diffusion models via discrete denoising posterior prediction. *arXiv preprint arXiv:2410.08134*.
- Sahoo, S. S., M. Arriola, Y. Schiff, A. Gokaslan, E. Marroquin, J. T. Chiu, A. Rush, and V. Kuleshov (2024). Simple and effective masked diffusion language models. *arXiv preprint arXiv:2406.07524*.
- Sarkar, A., Z. Tang, C. Zhao, and P. Koo (2024). Designing dna with tunable regulatory activity using discrete diffusion. *bioRxiv*, 2024–05.
- Schulman, J., F. Wolski, P. Dhariwal, A. Radford, and O. Klimov (2017). Proximal policy optimization algorithms. *arXiv preprint arXiv:1707.06347*.
- Singhal, R., Z. Horvitz, R. Teehan, M. Ren, Z. Yu, K. McKeown, and R. Ranganath (2025). A general framework for inference-time scaling and steering of diffusion models. *arXiv preprint arXiv:2501.06848*.
- Sohl-Dickstein, J., E. Weiss, N. Maheswaranathan, and S. Ganguli (2015). Deep unsupervised learning using nonequilibrium thermodynamics. In *International conference on machine learning*, pp. 2256–2265. PMLR.
- Song, J., C. Meng, and S. Ermon (2020). Denoising diffusion implicit models. *arXiv preprint arXiv:2010.02502*.
- Su, X., H. Yu, D. Zhi, and S. Ji (2025). Learning to discover regulatory elements for gene expression prediction. *arXiv preprint arXiv:2502.13991*.
- Suzek, B. E., H. Huang, P. McGarvey, R. Mazumder, and C. H. Wu (2007). Uniref: comprehensive and non-redundant uniprot reference clusters. *Bioinformatics* 23(10), 1282–1288.
- Taskiran, I. I., K. I. Spanier, H. Dickmanken, N. Kempynck, A. Panikova, E. C. Eksi, G. Hulselmans, J. N. Ismail, K. Theunis, R. Vandepoel, et al. (2024). Cell-type-directed design of synthetic enhancers. *Nature* 626(7997), 212–220.
- Trott, O. and A. J. Olson (2010). Autodock vina: improving the speed and accuracy of docking with a new scoring function, efficient optimization, and multithreading. *Journal of computational chemistry* 31(2), 455–461.
- Uehara, M., Y. Zhao, C. Wang, X. Li, A. Regev, S. Levine, and T. Biancalani (2025a). Inference-time alignment in diffusion models with reward-guided generation: Tutorial and review. *arXiv preprint arXiv:2501.09685*.

- Uehara, M., Y. Zhao, C. Wang, X. Li, A. Regev, S. Levine, and T. Biancalani (2025b). Reward-guided controlled generation for inference-time alignment in diffusion models: Tutorial and review. *arXiv preprint arXiv:2501.09685*.
- Venkatraman, S., M. Jain, L. Scimeca, M. Kim, M. Sendera, M. Hasan, L. Rowe, S. Mittal, P. Lemos, E. Bengio, et al. (2024). Amortizing intractable inference in diffusion models for vision, language, and control. *arXiv preprint arXiv:2405.20971*.
- Verkuil, R., O. Kabeli, Y. Du, B. I. Wicky, L. F. Milles, J. Dauparas, D. Baker, S. Ovchinnikov, T. Sercu, and A. Rives (2022). Language models generalize beyond natural proteins. *BioRxiv*, 2022–12.
- Vogt, Y., M. Naouar, M. Kalweit, C. C. Miething, J. Duyster, J. Boedecker, and G. Kalweit (2024). Betterbodies: Reinforcement learning guided diffusion for antibody sequence design. *arXiv preprint arXiv:2409.16298*.
- Wang, C., Y. Jiang, C. Yang, H. Liu, and Y. Chen (2023). Beyond reverse kl: Generalizing direct preference optimization with diverse divergence constraints. *arXiv preprint arXiv:2309.16240*.
- Wang, C., M. Uehara, Y. He, A. Wang, T. Biancalani, A. Lal, T. Jaakkola, S. Levine, H. Wang, and A. Regev (2024). Fine-tuning discrete diffusion models via reward optimization with applications to dna and protein design. *arXiv preprint arXiv:2410.13643*.
- Watson, J. L., D. Juergens, N. R. Bennett, B. L. Trippe, J. Yim, H. E. Eisenach, W. Ahern, A. J. Borst, R. J. Ragotte, L. F. Milles, et al. (2023). De novo design of protein structure and function with rfdiffusion. *Nature* 620(7976), 1089–1100.
- Wu, L., B. Trippe, C. Naesseth, D. Blei, and J. P. Cunningham (2023). Practical and asymptotically exact conditional sampling in diffusion models. *Advances in Neural Information Processing Systems* 36, 31372–31403.
- Wu, X., Y. Hao, M. Zhang, K. Sun, Z. Huang, G. Song, Y. Liu, and H. Li (2024). Deep reward supervisions for tuning text-to-image diffusion models. In *European Conference on Computer Vision*, pp. 108–124. Springer.
- Yang, S., D. Hwang, S. Lee, S. Ryu, and S. J. Hwang (2021). Hit and lead discovery with explorative rl and fragment-based molecule generation. *Advances in Neural Information Processing Systems* 34, 7924–7936.
- Yuan, R., R. M. Gower, and A. Lazaric (2022). A general sample complexity analysis of vanilla policy gradient. In *International Conference on Artificial Intelligence and Statistics*, pp. 3332–3380. PMLR.
- Zekri, O. and N. Boullé (2025). Fine-tuning discrete diffusion models with policy gradient methods. *arXiv preprint arXiv:2502.01384*.
- Zhang, Y., E. Tzeng, Y. Du, and D. Kislyuk (2024). Large-scale reinforcement learning for diffusion models. In *European Conference on Computer Vision*, pp. 1–17. Springer.

A Proof of Theorem 1: Connecting PPO Objective with Reverse KL Divergence

We restate the formal version of Theorem 1. The statement is $J(\theta)$ is equal to

$$-\sum_t \mathbb{E}_{\{p_t^\theta\}_{t=T}^0} [\text{KL}(p_{t-1}^\theta(\cdot|x_t) \| p_{t-1}^*(\cdot|x_t))].$$

up to some constant. We will provide its proof in this section.

Now, we prove this statement. We start calculating the inverse KL divergence. This is

$$\begin{aligned} & \alpha \sum_{t=T+1}^1 \text{KL}(p_{t-1}^\theta(\cdot|x_t) \| p_{t-1}^*(\cdot|x_t)) \\ &= \alpha \sum_{t=T+1}^1 \text{KL}\left(p_{t-1}^\theta(\cdot|x_t) \| \frac{p_{t-1}^{\text{pre}}(\cdot|x_t) \exp(v_{t-1}(\cdot)/\alpha)}{\exp(v_t(x_t)/\alpha)}\right) \\ &= \alpha \sum_{t=T+1}^1 \mathbb{E}_{\{p_{t-1}^\theta(x_{t-1}|x_t)\}_t} \left[\log p_{t-1}^\theta(x_{t-1}|x_t) + \frac{v_t(x_t)}{\alpha} - \log p_{t-1}^{\text{pre}}(x_{t-1}|x_t) - \frac{v_{t-1}(x_{t-1})}{\alpha} \right] \\ &= \sum_{t=T+1}^1 \mathbb{E}_{\{p_{t-1}^\theta(x_{t-1}|x_t)\}_t} [-r(x_0) + \alpha \text{KL}(p_{t-1}^\theta(\cdot|x_t) \| p_{t-1}^{\text{pre}}(\cdot|x_t))] + c \end{aligned}$$

Here, c corresponds to constant $v_{T+1}(\cdot)$ where it is defined by

$$\alpha \log \mathbb{E}_{x_0 \sim p^{\text{pre}}(x_0|x_T)} [\exp(r(x_0)/\alpha)],$$

recalling its definition (3).

B Connecting VIDD Objective with KL Divergence

In this section, we plan to explain how we derive (4). Recall that the original objective is

$$\arg\min_{\theta} \mathbb{E}_{x_t \sim u_t} [\text{KL}(p_{t-1}^*(\cdot|x_t) \| p_{t-1}^\theta(\cdot|x_t))]$$

With simple algebra, this is equal to the following:

$$\begin{aligned} & -\sum_t \mathbb{E}_{x_t \sim u_t} \left[\frac{1}{\exp(v_t(x_t)/\alpha)} \mathbb{E}_{x_{t-1} \sim p_{t-1}^{\text{pre}}(x_{t-1}|x_t)} [\exp(v_{t-1}(x_{t-1})/\alpha) \log p_{t-1}^\theta(x_{t-1}|x_t)] \right] \\ & + \sum_t \mathbb{E}_{x_t \sim u_t, x_{t-1} \sim p_{t-1}^*(x_{t-1}|x_t)} [\log p_{t-1}^*(x_{t-1}|x_t)]. \end{aligned}$$

Hence, ignoring the second term since this is constant, the objective function reduces to

$$\arg\max_{\theta} \sum_t \mathbb{E}_{x_t \sim u_t} \left[\frac{1}{\exp(v_t(x_t)/\alpha)} \mathbb{E}_{x_{t-1} \sim p_{t-1}^{\text{pre}}(x_{t-1}|x_t)} [\exp(v_{t-1}(x_{t-1})/\alpha) \log p_{t-1}^\theta(x_{t-1}|x_t)] \right]$$

In practice, with slight abuse of notation, putting $\exp(v_t(x_t)/\alpha)$ into the roll-in distribution u_t , we use the following objective:

$$\sum_t \mathbb{E}_{x_t \sim u_t} \left[\mathbb{E}_{x_{t-1} \sim p_{t-1}^{\text{pre}}(x_{t-1}|x_t)} [\exp(v_{t-1}(x_{t-1})/\alpha) \log p_{t-1}^\theta(x_{t-1}|x_t)] \right].$$

C Broader Impact and Limitations

C.1 Broader Impact

This paper presents work whose goal is to advance the field of Deep Learning, particularly diffusion models. While this research primarily contributes to technical advancements in generative modeling,

it has potential implications in domains such as drug discovery and biomolecular engineering. We acknowledge that generative models, particularly those optimized for specific reward functions, could be misused if not carefully applied. However, our work is intended for general applications, and we emphasize the importance of responsible deployment and alignment with ethical guidelines in generative AI. Overall, our contributions align with the broader goal of machine learning methodologies, and we do not foresee any immediate ethical concerns beyond those generally associated with generative models.

C.2 Limitations

The success of reward-guided fine-tuning such as reinforcement learning critically depends on the quality of the reward signal. However, in reality, reward functions are often imperfect: they may reflect proxy objectives that are only loosely correlated with real-world biological or chemical utility. Poorly designed rewards can lead to over-optimization and exploit the reward without producing truly meaningful or functional outputs. Furthermore, post-training is often sensitive to the precision of the reward—when the reward signal is noisy or misaligned, learning can become unstable or entirely fail. In practice, reward evaluation can also be expensive (e.g., involving structure prediction or simulation), making it essential to design reward mechanisms that are not only accurate but also sample-efficient, enabling effective training under limited reward budget.

D Additional Details for Experiment Setting

D.1 Details on Tasks and Reward Functions

Here we present the detailed descriptions of the task settings and reward functions used in the experiments.

SS-match. The secondary structure matching steers the energy toward user-defined secondary structure. To annotate residue secondary structure, we use the DSSP algorithm (Kabsch and Sander, 1983), which identifies elements such as α -helices, β -sheets and coils. This reward function returns the fraction of residues assigned to the desired secondary structure element. In our case, we aim to maximize the fraction of residues forming β -sheets, thereby encouraging structures with higher β -sheet content (Pacesa et al., 2024).

Globularity. Globularity refers to the extent to which a protein adopts a compact, near-spherical three-dimensional structure (Pace and Hermans, 1975). It is a hallmark of naturally occurring globular proteins, which tend to be stable, water-soluble, and functionally active. In protein generation tasks, we incorporate globularity as a reward function by minimizing the variance of the distances between each amino acid’s coordinates and the centroid, thereby encouraging the formation of highly compact and native-like structures (Hie et al., 2022).

pLDDT. pLDDT (predicted Local Distance Difference Test) is a per-residue confidence score produced by structure prediction models such as AlphaFold and ESMFold. It estimates the local accuracy of predicted atomic positions, with higher scores indicating greater confidence. In protein generation tasks, pLDDT is widely used to evaluate the structural reliability of predicted models, as higher average pLDDT values correlate with well-formed and accurate local geometry. In our setting, we use the average pLDDT score—computed via ESMFold (Lin et al., 2023)—as a reward signal to encourage the generation of structurally confident protein designs.

Protein Binding Affinity. We aim to generate binder proteins conditioned on given target proteins. To optimize binding affinity, we maximize the ipTM score, a widely used metric calculated by the AlphaFold2-Multimer model (Jumper et al., 2021; Pacesa et al., 2024). To further encourage the naturalness and foldability of the generated binders, we incorporate additional structural confidence terms into the reward function: $\text{Reward} = \text{ipTM} + 0.1 \times \text{pLDDT} + 0.02 \times \text{radius}$. The weights are chosen to ensure that ipTM remains the primary optimization objective and is not overwhelmed by the other, more easily optimized components. The pLDDT is computed from the predicted multimer complex using AlphaFold2, while the radius of gyration encourages the formation of well-folded, globular structures (Pacesa et al., 2024).

Table 3: Hyperparameter values for the DNA generation task.

Hyperparameters	Values
Value weight coefficient α	1.0
Sequence length	200
# of decoding steps	128
Update interval K	5
# of training steps	2000
Batch size	32
Learning rate	$1e - 3$
Reward	Pred-Activity (only for fine-tuning)

Table 4: Hyperparameter values for the protein generation task.

Hyperparameters	Values
Value weight coefficient α	1.0
Sequence length	256
# of decoding tokens each step	4
Update interval K	5
# of training steps	10000
Batch size	32
Learning rate	$1e - 5$
Reward (ss-match)	ss-match
Reward (Globularity)	globularity + pLDDT
Reward (Binding Affinity)	ipTM + $0.1 \times$ pLDDT + $0.02 \times$ radius

Molecule Binding Affinity. We use the docking program QuickVina 2 (Alhossary et al., 2015) to compute the docking scores following Yang et al. (2021), with exhaustiveness as 1. Note that the docking scores are initially negative values, while we reverse it to be positive and then clip the values to be above 0, *i.e.*. We compute DS regarding protein parp1 (Poly [ADP-ribose] polymerase-1), which is a target protein that has the highest AUROC scores of protein-ligand binding affinities for DUD-E ligands approximated with AutoDock Vina.

Enhancer HepG2. We examine a publicly available large dataset on enhancers ($n \approx 700k$) (Gosai et al., 2023), with activity levels measured by massively parallel reporter assays (MPRA) (Inoue et al., 2019), where the expression driven by each sequence is measured. In the Enhancers dataset, each x is a DNA sequence of length 200. We pretrain the masked discrete diffusion model (Sahoo et al., 2024) on all the sequences. We then split the dataset and train two reward oracles (one for finetuning and one for evaluation) on each subset. Each reward oracle is learned using the Enformer architecture (Avsec et al., 2021), while $y \in \mathbb{R}$ is the measured activity in the HepG2 cell line. The Enformer trunk has 7 convolutional layers, each having 1536 channels. as well as 11 transformer layers, with 8 attention heads and a key length of 64. Dropout regularization is applied across the attention mechanism, with an attention dropout rate of 0.05, positional dropout of 0.01, and feedforward dropout of 0.4. The convolutional head for final prediction has 2×1536 input channels and uses average pooling, without an activation function. We learn two These datasets and reward models are widely used in the literature on computational enhancer design (Lal et al., 2024; Sarkar et al., 2024).

D.2 Hyperparameters

Here we present the hyperparameters in Table 3, Table 4 and Table 5.

D.3 Software and Hardware

Our implementation is under the architecture of PyTorch (Paszke, 2019). The deployment environments are Ubuntu 20.04 with 48 Intel(R) Xeon(R) Silver, 4214R CPU @ 2.40GHz, 755GB RAM, and graphics cards NVIDIA RTX 2080Ti. All experiments are conducted on a single GPU, selected

Table 5: Hyperparameter values for the molecule generation task.

Hyperparameters	Values
Value weight coefficient α	6.0
Maximum atom number	38
# of decoding steps	1000
Update interval K	20
# of training steps	1000
Batch size	1024
Learning rate	$5e - 6$
Reward	Docking Score

Table 6: Final performance with inference-time techniques, evaluated by reward metrics and naturalness.

Method	Protein SS-match		Protein Globularity		DNA Enhancer HepG2			Molecule Docking - Parp1	
	β -sheet% \uparrow	pLDDT \uparrow	Globularity \downarrow	pLDDT \uparrow	Pred-Activity \uparrow	ATAC-Acc \uparrow	3-mer Corr \uparrow	Docking Score \uparrow	NLL \downarrow
VIDD	0.69 ± 0.13	0.69 ± 0.11	3.96 ± 0.16	0.56 ± 0.05	7.44 ± 0.34	0.898 ± 0.302	0.509	9.4 ± 1.7	741 ± 21
VIDD + BoN	0.79 ± 0.01	0.71 ± 0.07	3.77 ± 0.06	0.61 ± 0.04	7.63 ± 0.33	0.813 ± 0.390	0.507	12.1 ± 1.0	726 ± 28

from NVIDIA RTX 2080Ti, RTX A6000, or NVIDIA H100 with 80GB HBM3 memory, depending on the scale of the task.

D.4 Licenses

The dataset for molecular tasks is under Database Contents License (DbCL) v1.0. The pretrained protein generation model EvoDiff is under MIT License. The dataset for DNA task is covered under AGPL-3.0 license. We follow the regulations for all licenses.

E Additional Experiment Results

E.1 Combining VIDD with Inference-Time Techniques

As discussed in Section 1.1, inference-time techniques are orthogonal to our method and can be combined to further enhance performances. Table 6 presents the results of applying **VIDD** with Best-of-N sampling (N=32), demonstrating that additional performance gains can be achieved through this combination.

E.2 Further Results for Molecule Generation

First, we report the diversity comparisons across methods in Table 7 on page 19.

To evaluate the validity of our method in molecule generation, we further report several key metrics that capture different aspects of molecule quality and diversity in Table 8 on page 19.

The validity of a molecule indicates its adherence to chemical rules, defined by whether it can be successfully converted to SMILES strings by RDKit. Uniqueness refers to the proportion of generated molecules that are distinct by SMILES string. Novelty measures the percentage of the generated molecules that are not present in the training set. Fréchet ChemNet Distance (FCD) measures the similarity between the generated molecules and the test set. The Similarity to Nearest Neighbors (SNN) metric evaluates how similar the generated molecules are to their nearest neighbors in the test set. Fragment similarity measures the similarity of molecular fragments between generated molecules and the test set. Scaffold similarity assesses the resemblance of the molecular scaffolds in the generated set to those in the test set. The neighborhood subgraph pairwise distance kernel Maximum Mean Discrepancy (NSPDK MMD) quantifies the difference in the distribution of graph substructures between generated molecules and the test set considering node and edge features. Atom stability measures the percentage of atoms with correct bond valencies. Molecule stability measures the fraction of generated molecules that are chemically stable, *i.e.*, whose all atoms have correct bond

Table 7: Performance of different methods on molecular generation task w.r.t. reward, NLL, and diversity.

Method	Binding Affinity - Parp1		
	Docking Score \uparrow	NLL \downarrow	Diversity \uparrow
Pre-trained	7.2 \pm 0.5	971 \pm 32	0.7784 \pm 0.2998
Best-of-N (N=32)	10.2 \pm 0.4	951 \pm 22	0.7938 \pm 0.3052
Standard Fine-tuning	7.8 \pm 1.8	908 \pm 77	0.8787 \pm 0.1088
DDPP	7.9 \pm 1.3	981 \pm 52	0.8067 \pm 0.0845
DDPO	8.5 \pm 1.3	929 \pm 43	0.8993 \pm 0.0567
VIDD	9.4 \pm 1.7	741 \pm 21	0.9019 \pm 0.0477
VIDD + BoN	12.1 \pm 1.0	726 \pm 28	0.9135 \pm 0.0509

Table 8: Comparison of the generated molecules across various metrics. The best values for each metric are highlighted in **bold**.

Method	Valid \uparrow	Unique \uparrow	Novelty \uparrow	FCD \downarrow	SNN \uparrow	Frag \uparrow	Scaf \uparrow	NSPDK MMD \downarrow	Mol Stable \uparrow	Atm Stable \uparrow
Pre-trained	1.000	1.000	1.000	12.979	0.414	0.513	1.000	0.038	0.320	0.917
DPS	1.000	1.000	1.000	13.230	0.389	0.388	1.000	0.040	0.310	0.878
SMC	1.000	0.406	1.000	22.710	0.225	0.068	1.000	0.285	0.000	0.968
SVDD	1.000	1.000	1.000	12.278	0.428	0.622	1.000	0.052	0.478	0.910
Standard Fine-tuning	1.000	1.000	1.000	9.698	0.485	0.597	1.000	0.026	0.375	0.935
DDPP	1.000	0.671	1.000	5.280	0.426	0.759	NaN	0.778	0.379	0.919
DDPO	1.000	1.000	1.000	11.506	0.333	0.484	0.975	0.032	0.581	0.961
VIDD	1.000	1.000	1.000	4.869	0.489	0.714	0.999	0.016	0.458	0.911

valencies. Specifically, atom and molecule stability are calculated using conformers generated by RDKit and optimized with UFF (Universal Force Field) and MMFF (Merck Molecular Force Field).

We compare the metrics using 512 molecules generated from the pre-trained GDSS model and from different methods, as shown in Table 8 on page 19. Overall, our method achieves comparable performances with the pre-trained model on all metrics, maintaining high validity, novelty, and uniqueness while outperforming on several metrics such as FCD, SNN, and NSPDK MMD. Pre-trained performs consistently well across all metrics, particularly in SNN and atomic stability. However, it does not optimize specific molecular properties as effectively as the other methods. DDPP performs poorly in scaffold similarity and NSPDK MMD, indicating that it generates unrealistic molecules. These results indicate that our approach can generate a diverse set of novel molecules that are chemically plausible and relevant.

E.3 Further Results for Protein Generation

Table 9 presents the protein generation results evaluated with diversity metrics on ss-match and globularity optimization tasks. Diversity is computed based on token-level differences among a batch of generated sequences (batch size = 32). Note that diversity serves as a secondary metric compared to reward quality since different random seeds can yield diverse outputs as long as the model does not collapse in practice. As shown in the table, all methods maintain a reasonable level of diversity, indicating no signs of mode collapse.

Tables 10 and Table 11 report the full evaluation metrics for the protein binding affinity design tasks. Here $\text{Reward} = \text{ipTM} + 0.1 \times \text{pLDDT} + 0.02 \times \text{radius}$, indicate the aggregated metrics. While ipTM serves as the primary metric for binding affinity, pLDDT and radius of gyration are included as secondary metrics to encourage the generation of well-folded, globular binder proteins.

Table 12 presents results obtained when training is continued until mode collapse, where the model produces highly similar sequences with negligible diversity. Although this setting achieves higher reward values, it reflects poor generative quality. We report these results to highlight the trade-off between reward maximization and maintaining diversity during training.

F Visualization of Generated Samples

In Figure 5 we visualize the docking of **VIDD** generated molecular ligands to protein parp1. Docking scores presented above each column quantify the binding affinity of the ligand-protein interaction, while the figures include various representations and perspectives of the ligand-protein complexes. We aim to provide a complete picture of how each ligand is situated within both the local binding

Table 9: Performance of different methods on protein generation w.r.t. reward, pLDDT, and diversity.

Method	Protein SS-match			Protein Globularity		
	β -sheet% \uparrow	pLDDT \uparrow	Diversity \uparrow	Globularity \downarrow	pLDDT \uparrow	Diversity \uparrow
Pre-trained	0.05 ± 0.05	0.37 ± 0.09	0.908	7.42 ± 2.59	0.37 ± 0.09	0.908
Best-of-N (N=32)	0.26 ± 0.13	0.38 ± 0.11	0.904	5.05 ± 0.21	0.39 ± 0.14	0.905
Standard Fine-tuning	0.11 ± 0.12	0.32 ± 0.06	0.436	6.30 ± 1.11	0.31 ± 0.04	0.907
DDPP	0.60 ± 0.07	0.40 ± 0.08	0.898	5.98 ± 0.89	0.32 ± 0.10	0.902
DDPO	0.19 ± 0.17	0.35 ± 0.10	0.908	4.75 ± 0.20	0.37 ± 0.06	0.904
VIDD	0.69 ± 0.13	0.69 ± 0.11	0.852	3.96 ± 0.16	0.56 ± 0.05	0.757

Table 10: Performance of different methods on protein binding design tasks on target protein PD-L1. To prevent model collapse, we report results with diversity ≥ 0.5 .

Method	Reward \uparrow	ipTM \uparrow	pLDDT \uparrow	Radius \downarrow	Diversity \uparrow
Pre-trained	0.0847 ± 0.1317	0.1468 ± 0.0538	0.3284 ± 0.0420	4.7420 ± 5.2352	0.9022
Best-of-N (N=128)	0.1899 ± 0.0430	0.1999 ± 0.0533	0.3698 ± 0.0410	2.3491 ± 1.3852	0.9016
Standard Fine-tuning	0.1598 ± 0.0351	0.1640 ± 0.0215	0.3349 ± 0.0328	1.8829 ± 1.1945	0.8999
DDPP	0.2001 ± 0.0475	0.1894 ± 0.0309	0.3590 ± 0.0418	1.2602 ± 1.2229	0.8585
DDPO	0.8767 ± 0.0301	0.7881 ± 0.0250	0.8244 ± 0.0821	-0.3081 ± 0.1285	0.5266
VIDD	0.9079 ± 0.0237	0.8182 ± 0.0213	0.8720 ± 0.0421	-0.1232 ± 0.1066	0.5539

Table 11: Performance of different methods on protein binding design tasks on target protein IFNAR2. To prevent model collapse, we report results with diversity ≥ 0.5 .

Method	Reward \uparrow	ipTM \uparrow	pLDDT \uparrow	Radius \downarrow	Diversity \uparrow
Pre-trained	0.0612 ± 0.0621	0.1179 ± 0.0153	0.3525 ± 0.0513	4.5964 ± 2.9320	0.9007
Best-of-N (N=128)	0.2225 ± 0.0675	0.2463 ± 0.1055	0.3843 ± 0.0515	3.1082 ± 2.9186	0.9058
Standard Fine-tuning	0.0926 ± 0.0712	0.1307 ± 0.0503	0.3321 ± 0.0381	3.5632 ± 2.1944	0.9063
DDPP	0.1128 ± 0.0256	0.1246 ± 0.0126	0.3305 ± 0.0328	2.2388 ± 1.1172	0.8823
DDPO	0.3142 ± 0.0544	0.2403 ± 0.0488	0.6300 ± 0.0743	-0.5435 ± 0.1219	0.7169
VIDD	0.5120 ± 0.1093	0.5090 ± 0.1079	0.4711 ± 0.0490	2.2039 ± 1.9989	0.5176

Table 12: Performance comparison on protein binding design tasks *without diversity constraints*. The results show the trade-off between reward maximization and diversity.

Method	Reward \uparrow	ipTM \uparrow	pLDDT \uparrow	Radius \downarrow	Diversity \uparrow
PD-L1					
VIDD	0.9079 ± 0.0237	0.8182 ± 0.0213	0.8720 ± 0.0421	-0.1232 ± 0.1066	0.5539
VIDD (collapsed)	0.9559 ± 0.0002	0.8571 ± 0.0002	0.9411 ± 0.0001	-0.2358 ± 0.0001	0.0006
IFNAR2					
VIDD	0.5120 ± 0.1093	0.5090 ± 0.1079	0.4711 ± 0.0490	2.2039 ± 1.9989	0.5176
VIDD (collapsed)	0.8277 ± 0.0004	0.7706 ± 0.0002	0.7079 ± 0.0017	0.6829 ± 0.0017	0.0006

environment and the larger structural framework of the protein. First rows show close-up views of the ligand bound to the protein surface, displaying the topography and electrostatic properties of the protein’s binding pocket and providing insight into the complementarity between the ligand and the pocket’s surface. Second rows display distant views of the protein using the surface representation, offering a broader perspective on the ligand’s spatial orientation within the global protein structure. Third rows provide close-up views of the ligand interaction using a ribbon diagram, which represents the protein’s secondary structure, such as alpha-helices and beta-sheets, to highlight the specific regions of the protein involved in binding. Fourth rows show distant views of the entire protein structure in ribbon diagram, with ligands displayed within the context of the protein’s full tertiary structure. Ligands generally fit snugly within the protein pocket, as evidenced by the close-up views in both the surface and ribbon diagrams, which show minimal steric clashes and strong surface complementarity.

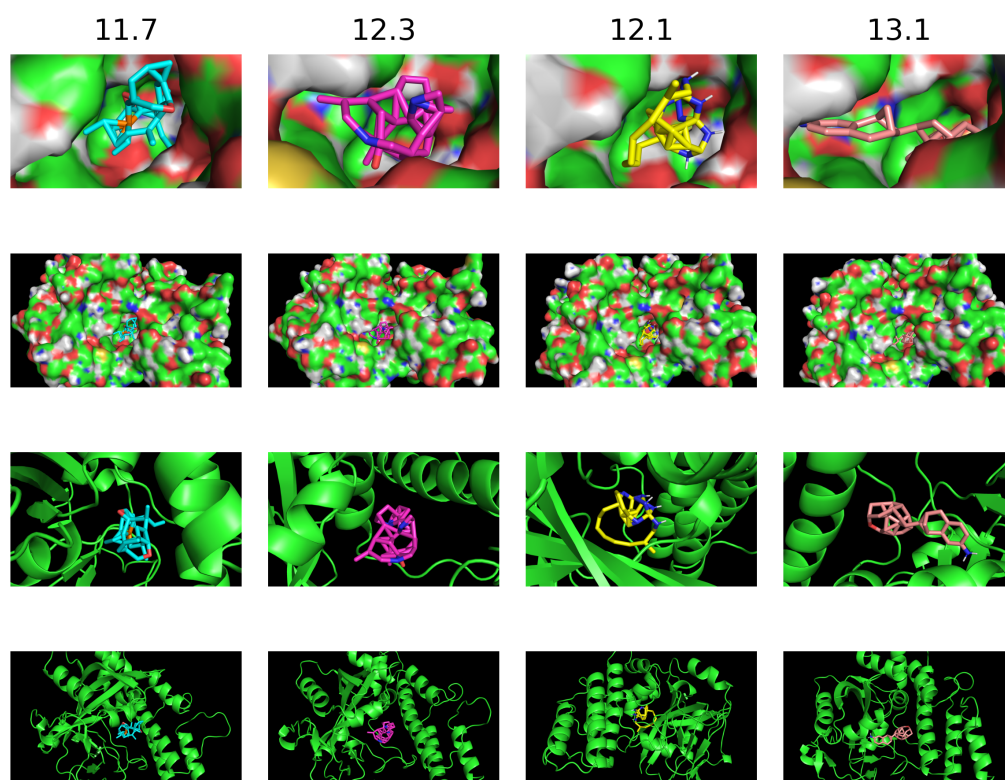


Figure 5: Visualization of generated molecules using **VIDD** optimizing the reward of docking score for parp1 (normalized as $\max(-DS, 0)$).