

CP-uniGuard: A Unified, Probability-Agnostic, and Adaptive Framework for Malicious Agent Detection and Defense in Multi-Agent Embodied Perception Systems

Senkang Hu, Yihang Tao, Guowen Xu, *Senior Member, IEEE*, Xinyuan Qian, Yiqin Deng, Xianhao Chen, Sam Tak Wu Kwong, *Fellow, IEEE*, and Yuguang Fang, *Fellow, IEEE*

Abstract—Collaborative Perception (CP) has been shown to be a promising technique for multi-agent autonomous driving and multi-agent robotic systems, where multiple agents share their perception information to enhance the overall perception performance and expand the perception range. However, in CP, an ego agent needs to receive messages from its collaborators, which makes it vulnerable to attacks from malicious agents. To address this critical issue, we propose a unified, probability-agnostic, and adaptive framework, namely, CP-uniGuard, which is a tailored defense mechanism for CP deployed by each agent to accurately detect and eliminate malicious agents in its collaboration network. Our key idea is to enable CP to reach a consensus rather than a conflict against an ego agent's perception results. Based on this idea, we first develop a probability-agnostic sample consensus (PASAC) method to effectively sample a subset of the collaborators and verify the consensus without prior probabilities of malicious agents. Furthermore, we define collaborative consistency loss (CCLoss) for object detection task and bird's eye view (BEV) segmentation task to capture the discrepancy between an ego agent and its collaborators, which is used as a verification criterion for consensus. In addition, we propose online adaptive threshold via dual sliding windows to dynamically adjust the threshold for consensus verification and ensure the reliability of the systems in dynamic environments. Finally, we conduct extensive experiments and demonstrate the effectiveness of our framework. Code will be released at <https://github.com/CP-Security/CP-uniGuard>.

Index Terms—Collaborative Perception, Multi-Agent Systems, Malicious Agent Detection, Embodied Perception.

1 INTRODUCTION

RECENTLY, multi-agent collaborative perception has attracted great attention from both academia and industries since it can overcome the limitation of single-agent perception such as occlusion and limitation of sensing range

- Senkang Hu, Yihang Tao, Yiqin Deng and Yuguang Fang are with Hong Kong JC STEM Lab of Smart City and Department of Computer Science, City University of Hong Kong, Kowloon, Hong Kong SAR. (e-mail: senkang_forest@my.cityu.edu.hk; yihang.tommy@my.cityu.edu.hk; yiqindeng@cityu.edu.hk; my.fang@cityu.edu.hk)
- Guowen Xu and Xinyuan Qian are with the School of Computer Science and Engineering, University of Electronic Science and Technology of China, Chengdu, China. (e-mail: guowen.xu@uestc.edu.cn; xinyuan-qian@outlook.com)
- Xianhao Chen is with the Department of Electrical and Electronic Engineering, The University of Hong Kong, Pok Fu Lam, Hong Kong SAR. (e-mail: xchen@eee.hku.hk)
- Sam Tak Wu Kwong is with the School of Data Science, Lingnan University, Tuen Mun, Hong Kong SAR. (e-mail: samkwong@ln.edu.hk)

The research work described in this paper was conducted in the JC STEM Lab of Smart City funded by The Hong Kong Jockey Club Charities Trust under Contract 2023-0108. The work was supported in part by the Hong Kong SAR Government under the Global STEM Professorship and Research Talent Hub. The work of S. Hu was supported in part by the Hong Kong Innovation and Technology Commission under InnoHK Project CIMDA. The work of Y. Deng was supported in part by the National Natural Science Foundation of China under Grant No. 62301300. The work of X. Chen was supported in part by the Research Grants Council of Hong Kong under Grant 27213824 and Grant CRS HKU702/24. A preliminary version of this work was presented at the 39th Annual AAAI Conference on Artificial Intelligence (AAAI'25) [1].

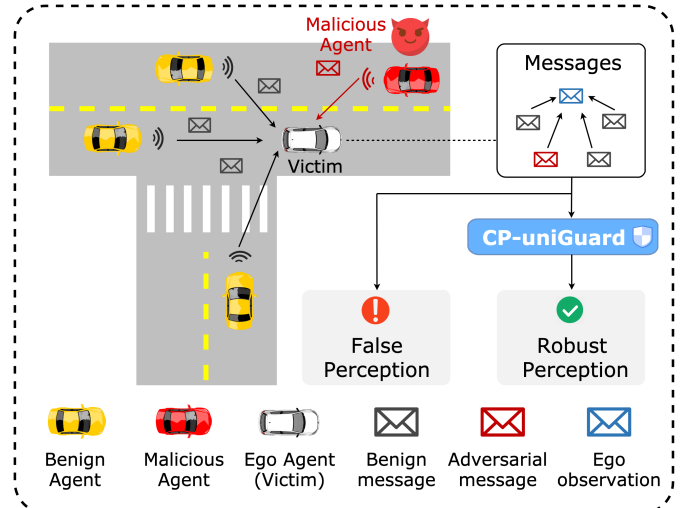


Fig. 1. Illustration of the threats of malicious agent in collaborative perception and our defense framework, CP-uniGuard. When there is no defense, malicious agents could easily send intricately crafted adversarial messages to an ego agent, consequently misleading the CP system to yield false perception outputs. To counter this vulnerability, we propose CP-uniGuard, a tailored defense mechanism for CP to effectively detect and neutralize malicious agents, thereby ensuring robust perception outcomes.

[2], [3]. Because the collaborative agents send complementary information (e.g., raw sensor data, intermediate features, and perception results) to ego agent, the ego agent can leverage

this complementary information to extend its perception range and tackle the blind spot problem in its view, which is crucial for the safety of the multi-agent systems. The operational flow of CP is as follows. Each agent independently encodes local sensor inputs into intermediate feature maps. Then, these agents share their feature maps with their ego agent by agent-to-agent communication (e.g., vehicle-to-vehicle (V2V) communication in autonomous driving). Finally, the ego agent fuses the received feature maps with its own feature maps and decodes them to acquire the final perception results.

However, compared with single-agent perception, multi-agent CP is more vulnerable to security threats and easy to be attacked, since it incorporates the information from multiple agents, making the attack surface larger. An attack could be executed by a man-in-the-middle who alters the feature maps sent to the victim agent, or by a malicious agent that directly transmits manipulated feature maps to the victim agent. For example, Tu *et al.* [4] generated adversarial perturbations on the feature maps and attacked an ego agent, resulting in the wrong perception results. Additionally, as the encoded feature maps are not visually interpretable by humans, moderate modifications to these maps will go unnoticed, rendering the attack quite stealthy.

This issue poses significant risks to CP if an ego agent cannot accurately detect and eliminate malicious agents in its collaboration network, leading to corrupted perception results, which may result in catastrophic consequences. For example, in autonomous driving, an ego agent may misclassify the traffic light status or fail to detect the front objects, leading to serious traffic accidents or even loss of life. Therefore, it is essential to develop a defense mechanism for CP that is robust to attack from malicious agents and can remove the malicious agents in its collaboration network.

In order to address this issue, several works have explored this problem. For example, Li *et al.* [5] proposed robust collaborative sampling consensus (ROBOSAC) to randomly sample a subset of the collaborators and verify the consensus, but it requires the prior probabilities of malicious agents, which are usually unknown in practice. In addition, Zhao *et al.* [6] and Zhang *et al.* [7] also developed defense methods against malicious agents, while these methods need to check the collaborators one by one, which is inefficient and computation-intensive. Moreover, Hu *et al.* [8] designed CP-Guard+, which trains an anomaly detector to identify malicious agents at the feature level. However, it requires collecting feature maps from both benign and malicious agents as training data, which is hard to achieve in real-world applications. Additionally, training an anomaly detector demands extra computational resources and lacks generalization for unseen attacks. For example, malicious agents may develop new attacks not covered by the training data to bypass the anomaly detector.

In order to overcome the aforementioned limitations, we design a novel defense mechanism, CP-uniGuard. It can be deployed by each agent to accurately detect and eliminate malicious agents in its local collaboration network. The key idea is to enable CP to achieve a consensus rather than a conflict against an ego agent’s perception results. Following this idea, we first design a *probability-agnostic sample consensus* (PASAC) method to effectively sample a

subset of the collaborators and verify the consensus without prior probabilities of malicious agents. In addition, the consensus is verified by our carefully designed *collaborative consistency loss* (CCLoss), which is used to calculate the discrepancy between an ego agent and its collaborators. If a collaborator’s collaborative consistency loss exceeds a certain threshold, the collaborator is considered to be a benign agent, otherwise, it is considered to be a malicious agent. In order to ensure a low false positive rate and the reliability of the system, we propose an *online adaptive threshold* to dynamically adjust the threshold for consensus verification. The main contributions of this paper are summarized as follows.

- We analyze the vulnerabilities of CP against malicious agents and develop a novel framework for robust collaborative BEV perception, CP-uniGuard, which can defend against attacks and eliminate malicious agents from a local collaboration network.
- We establish a probability-agnostic sample consensus (PASAC) method to effectively sample a subset of the collaborators and verify the consensus without prior probabilities of malicious agents.
- In addition, we design a collaborative consistency loss (CCLoss) as a verification criterion for consensus, which can calculate the discrepancy between an ego agent and its collaborators.
- We also propose an online adaptive threshold scheme to dynamically adjust the threshold for consensus verification, which can ensure the reliability of the system in dynamic environments.
- Finally, we conduct extensive experiments on collaborative object detection and collaborative BEV segmentation tasks and demonstrate the effectiveness of our CP-uniGuard.

The remainder of this paper is organized as follows. In Section 2, we review the related works on collaborative perception, adversarial perception, and defensive perception. In Section 3, we provide the formulation and pipeline of collaborative perception, and then we discuss the adversarial threat model. In Section 4, we propose our unified, probability-agnostic, and adaptive framework, CP-uniGuard, which consists of a probability-agnostic sample consensus (PASAC) method and two collaborative consistency losses (CCLoss) for the object detection task and BEV segmentation task. In addition, we also propose an online adaptive threshold scheme to dynamically adjust the threshold for consensus verification, which can ensure the reliability of the system in dynamic environments. In Section 5, we conduct extensive experiments to evaluate the performance of our framework. Finally, we discuss the limitations and future work in Section 6 and conclude this paper in Section 7.

2 BACKGROUND AND RELATED WORK

2.1 Collaborative Perception

Collaborative perception has been investigated as a means to mitigate the limitations inherent to the field-of-view (FoV) in single-agent perception systems, enhancing accuracy, robustness, and resilience of these systems [9], [10]. In this collaborative context, agents may opt for one of three predominant data fusion strategies: (1) early-stage raw data

fusion, (2) intermediate-stage feature fusion, and (3) late-stage output fusion. Early-stage fusion, while increasing the data communication load, typically yields more precise collaboration outcomes. In contrast, late-stage fusion consumes less bandwidth but introduces greater uncertainty to the results. Intermediate-stage fusion, favored in much of the current literature, strikes an optimal balance between communication overhead and perceptual accuracy. Research aimed at enhancing collaborative perception performance is multifaceted, addressing aspects such as communication overhead [11], [12], [13], robustness [14], [15], [16], [17], [18], [10], system heterogeneity [19], and domain generalization [20]. Among these, robustness has emerged as a particularly critical focus within the field of collaborative perception. Despite extensive studies on system intrinsic robustness, addressing challenges such as communication disruptions [21], pose noise correction [14], and communication latency [22], most existing research works have not accounted for the presence of malicious attackers within the collaborative framework. Only a selected few studies examine the implications of robustness in scenarios compromised by malicious nodes, highlighting a significant gap in current research methodologies.

2.2 Adversarial Perception

Adversarial attacks targeting single-agent perception systems predominantly employ techniques such as GPS spoofing [23], LiDAR spoofing [24], and the deployment of physically realizable adversarial objects [25]. In the context of multi-agent collaborative perception, the nature of adversarial strategies can vary significantly depending on the stage of collaboration. For early-stage collaborative perception, Zhang *et al.* [7] have developed sophisticated attacks involving object spoofing and removal. These attacks exploit vulnerabilities by simulating the presence or absence of objects and reconstructing LiDAR point clouds using advanced ray-casting techniques. In contrast, late-stage collaboration typically involves the sharing of object locations [26], which provides adversaries with opportunities to manipulate these shared locations easily. Intermediate-stage attacks are particularly nuanced, often requiring that an attacker possesses white-box access to the perception models. This knowledge enables more precise manipulations of the system, though such systems are generally resistant to simplistic black-box attack strategies, such as ray-casting attacks, due to the protective effect of benign feature maps that significantly reduce the efficacy of such attacks. Tu *et al.* [4] were among the pioneers in articulating an untargeted adversarial attack aiming at maximizing the generation of inaccurate detection bounding boxes by manipulating feature maps in intermediate-fusion systems. Building on this foundational work, Zhang *et al.* [7] have advanced the methodology by integrating perturbation initialization and feature map masking techniques to facilitate realistic, real-time targeted attacks. Our work is dedicated to exploring and mitigating adversarial threats specifically under intermediate-level collaborative perception framework, aiming to enhance system resilience against sophisticated attacks.

2.3 Defensive Perception

To fortify intermediate-level collaborative perception systems against adversarial attacks, Li *et al.* [5] proposed the Robust Collaborative Sampling Consensus (ROBOSAC) method. This approach entails a random selection of a subset of collaborators for consensus verification. Despite its potential, the efficacy of ROBOSAC hinges on the availability of prior probabilities of malicious intent among agents, which are often unknown in real-world scenarios. Moreover, Zhao *et al.* [6] and Zhang *et al.* [7] have formulated defensive strategies identifying malicious agents. These techniques, however, involve scrutinizing each collaborator individually, which are both computationally intensive and inefficient. Adversarial training has also been explored as a mechanism to bolster system robustness, as demonstrated in the studies by Tu *et al.* [4], Raghunathan *et al.* [27], and Zhang *et al.* [28]. While this approach enhances system robustness to address security, it substantially increases the computational load during training and may not effectively generalize to novel, unseen attacks [29], [30], [31]. Additionally, adversarial training often results in diminished model accuracy and poses significant challenges in developing a computationally efficient and scalable adversarial defense that can be broadly applied across collaborative perception platforms. In contrast, our approach introduces a methodology that can be autonomously implemented by each agent to accurately detect and neutralize malicious entities within the local collaborative network, aiming to enhance both the efficiency and effectiveness of defense mechanisms in collaborative perception systems.

3 PROBLEM SETUP

3.1 Collaborative Perception

As stated in Section 2.1, CP can be categorized into three classes according to the stage of collaboration, including early fusion, intermediate fusion, and late fusion. In this section, we focus on the widely used intermediate fusion paradigm, which is the most efficient and effective fusion strategy.

Specifically, consider a set of n agents (e.g., connected and autonomous vehicles (CAVs), unmanned aerial vehicles (UAVs), robots, etc.), with the ego agent indexed as 0. Each agent is equipped with a learnable encoder E_{θ_i} , an aggregator A_{ψ} , and task-specific decoders D_{ω} (e.g., BEV segmentation, object detection, etc.). For the i -th agent, its input data is $\mathbf{x}_{i,t} \in \mathbb{R}^{W \times H \times d}$, where W and H are the width and height, respectively, and d is the dimension of the input data. The intermediate CP pipeline can be described as follows.

- 1) **Scene state and sensor model.** Let the latent scene state at time t be a random vector $\mathbf{s}_t \in \mathcal{S}$. Each agent $i \in V = \{0, 1, \dots, n-1\}$ carries a sensor suite with the observation model

$$\mathbf{x}_{i,t} = h_i(\mathbf{s}_t) + \boldsymbol{\eta}_{i,t}, \quad \boldsymbol{\eta}_{i,t} \sim \mathcal{N}(0, \sigma_i^2 \mathbf{I}), \quad (1)$$

where $h_i : \mathcal{S} \rightarrow \mathbb{R}^{d_i}$ encodes sensor intrinsics and mounting parameters.

Algorithm 1 Collaborative Perception by Intermediate Fusion

Require: Inputs $\{\mathbf{x}_{i,t}\}_{i=0}^{n-1}$ from n agents
Require: Relative poses $\{\mathbf{T}_{i \rightarrow 0,t}\}_{i=1}^{n-1}$ between agents and ego agent
Require: Encoder E_{θ_i} , compressor C_ϕ , aggregator A_ψ , and decoder D_ω
Ensure: Perception output $\hat{\mathbf{y}}_t$ (e.g., object bounding boxes or BEV segmentation map)

- 1: // Stage 1: Local feature extraction for each agent
- 2: **for** $i = 0$ to $n - 1$ **do**
- 3: $\mathbf{f}_{i,t} \leftarrow E_{\theta_i}(\mathbf{x}_{i,t})$ ▷ Extract features
- 4: **end for**
- 5: // Stage 2: Coordinate transformation and message preparation
- 6: $\text{Mess}_t \leftarrow \emptyset$ ▷ Initialize message set for ego agent
- 7: **for** $i = 1$ to $n - 1$ **do**
- 8: $\mathbf{f}_{i,t}^w \leftarrow \mathcal{W}(\mathbf{f}_{i,t}, \mathbf{T}_{i \rightarrow 0,t})$ ▷ Warp features
- 9: $\mathbf{m}_{i,t} \leftarrow C_\phi(\mathbf{f}_{i,t}^w)$ ▷ Compress features (optional)
- 10: $\text{Mess}_t \leftarrow \text{Mess}_t \cup \{\mathbf{m}_{i,t}\}$ ▷ Add to message set
- 11: **end for**
- 12: // Stage 3: Feature fusion at the ego agent
- 13: $\mathbf{z}_t \leftarrow A_\psi(\mathbf{f}_{0,t}, \text{Mess}_t)$ ▷ Fuse the ego's and collaborators' features
- 14: // Stage 4: Generate perception output
- 15: $\hat{\mathbf{y}}_t \leftarrow D_\omega(\mathbf{z}_t)$ ▷ Decode the fused features into the perception output
- 16: **return** $\hat{\mathbf{y}}_t$

- 2) **Local feature extraction.** Each agent passes its raw observation through a learnable encoder E_{θ_i} to obtain a local feature map

$$\mathbf{f}_{i,t} = E_{\theta_i}(\mathbf{x}_{i,t}) \in \mathbb{R}^{c \times H \times W}. \quad (2)$$

- 3) **Coordinate transformation and message construction.** Agents' features are aligned to a common coordinate frame using the ego-centric rigid transform $\mathbf{T}_{i \rightarrow 0,t}$ from agent i to the ego agent (index 0) through a differentiable spatial transformation operation $\mathcal{W}(\cdot, \mathbf{T})$. The communicated message is constructed as:

$$\mathbf{m}_{i,t} = C_\phi(\mathcal{W}(\mathbf{f}_{i,t}, \mathbf{T}_{i \rightarrow 0,t})), \quad (3)$$

where C_ϕ is an optional compression module (e.g., FP16 quantisation or learned channel pruning).

- 4) **Fusion graph.** Define a directed communication graph $G_t = (V, E_t)$ with $V = \{0, 1, \dots, n-1\}$. Edge $(j \rightarrow i) \in E_t$ exists if agent j transmits $\mathbf{m}_{j,t}$ to agent i within the latency budget $\Delta\tau$. The ego sees the multiset:

$$\text{Mess}_t = \{\mathbf{m}_{j,t} \mid (j \rightarrow 0) \in E_t\}. \quad (4)$$

- 5) **Feature aggregation.** The ego fuses incoming features with an order-invariant aggregator A_ψ (e.g., max-pool, learnable attention):

$$\mathbf{z}_t = A_\psi(\mathbf{f}_{0,t}, \text{Mess}_t) \in \mathbb{R}^{c \times H \times W}. \quad (5)$$

- 6) **Task head and supervised objective.** A task-specific decoder D_ω produces the final prediction $\hat{\mathbf{y}}_t =$

$D_\omega(\mathbf{z}_t)$ such as BEV segmentation maps or bounding boxes of objects. Given ground-truth labels \mathbf{y}_t , training minimizes the following objective function:

$$\mathcal{L}(\theta, \phi, \psi, \omega) = \mathbb{E}_t [\ell(\hat{\mathbf{y}}_t, \mathbf{y}_t)] + \lambda \mathcal{R}(\theta, \phi, \psi, \omega), \quad (6)$$

where $\ell(\cdot, \cdot)$ is the task loss and \mathcal{R} captures the regularization terms (e.g., L2 norm).

The pseudo code of the collaborative perception pipeline is shown in Algorithm 1.

3.2 Adversarial Threat Model in Collaborative Perception

In order to defend against malicious agents in CP, we need to figure out the attack scenarios and the attacker's abilities first. Specifically, we consider an attacker to have full access to malicious agents. In addition, since the CP model is deployed on each agent, the attacker has full access to the model architecture, parameters, and intermediate feature maps, enabling the attacker to launch a white-box attack. Based on this, the attacker aims to manipulate the intermediate feature maps by adding adversarial perturbations to maximize the ego agent's perception loss. Then, these adversarial messages are transmitted to the ego agent to fool its perception fusion. The detailed attack formulation is shown in the following.

Let $V = \{0, 1, \dots, n-1\}$ be the set of agents with ego index 0. We consider a subset $\mathcal{M} \subset V$ of *compromised agents* with $m = |\mathcal{M}|$. For each $i \in \mathcal{M}$ we grant the adversary full knowledge of the local encoder E_{θ_i} , the global aggregator A_ψ , the task decoder D_ω , and all communication protocols, matching the worst-case white-box assumption.

After the ego-centric warping by Eq. (3), the malicious feature tensor of agent i is $\mathbf{f}_{i,t}^w \in \mathbb{R}^{c \times H \times W}$. The attacker transmits

$$\tilde{\mathbf{f}}_{i,t}^w = \mathbf{f}_{i,t}^w + \delta_{i,t}, \quad \delta_{i,t} \in \mathcal{B}_p(\Delta), \quad (7)$$

where $\delta_{i,t}$ is the adversarial perturbation. $\mathcal{B}_p(\Delta) = \{x : \|x\|_p \leq \Delta\}$ is an ℓ_p ball to constrain the magnitude of the perturbation. Unless stated otherwise, we adopt the imperceptibility norm $p = \infty$ with $\Delta = 0.1$.

Let \mathbf{y}_t be the ground-truth and ℓ the task-specific loss. The adversarial objective is to maximize the ego agent's perception loss by manipulating the intermediate feature maps:

$$\max_{\{\delta_{i,t}\}} \ell(D_\omega(A_\psi(\mathbf{f}_{0,t}, \dots, \mathbf{f}_{n,t}^w + \delta_{n,t})), \mathbf{y}_t), \quad (8)$$

$$\text{s.t. } \delta_{i,t} \in \mathcal{B}_p(\Delta), \quad i \in \mathcal{M}, \quad (9)$$

with all other agents ($j \notin \mathcal{M}$) remaining benign.

4 CP-uniGUARD FRAMEWORK

In this section, we present our CP-uniGuard in detail. It consists of three main components: (1) *Probability-Agnostic Sample Consensus* (PASAC), (2) *Collaborative Consistency Loss Verification* (CCLoss), and (3) *Online Adaptive Threshold*. PASAC is designed to effectively sample a subset of collaborators for consensus verification without relying on prior probabilities of malicious intent. CCLoss is proposed to verify the consensus between the ego agent and the collaborative agents. Online Adaptive Threshold is leveraged

Algorithm 2 PASAC

Input:

- $\{\mathbf{f}_{i,t}^w\}_{i=1}^{n-1}$, warped intermediate feature maps from collaborators. $\mathbf{f}_{0,t}$, the intermediate feature of ego agent.
- A_ψ, D_ω , the aggregator and decoder.
- N_{\max} , the maximum number of selected collaborators for ego agent, and $N_{\max} \leq n - 1$.
- ε , the threshold of $\mathcal{L}_{\text{CCLoss}}$.

Output: $\{\mathbf{B}_i\}$, the set of benign collaborators

```

1:  $\hat{\mathbf{y}}_{0,t} \leftarrow D_\omega(\mathbf{f}_{0,t})$ 
2: procedure PASAC( $\{\mathbf{f}_{i,t}^w\}_{i=1}^{n-1}$ )
3:   if  $\text{len}(\{\mathbf{B}_i\}) \geq N_{\max}$  then           ▷ Check if enough
     benign agents found
4:     return  $\{\mathbf{B}_i\}$ 
5:   end if
6:   if  $\text{len}(\{\mathbf{f}_{i,t}^w\}) = 1$  then
7:      $\hat{\mathbf{y}}_{k,t} \leftarrow D_\omega(A_\psi(\mathbf{f}_{0,t}, \mathbf{f}_{k,t}^w))$ 
8:     if  $\mathcal{L}_{\text{CCLoss}}(\hat{\mathbf{y}}_{0,t}, \hat{\mathbf{y}}_{k,t}) \leq \varepsilon$  then   ▷ Check benign
9:        $\{\mathbf{B}_i\} \leftarrow \{\mathbf{B}_i\} \cup \mathbf{f}_{k,t}^w$ 
10:    end if
11:    return  $\{\mathbf{B}_i\}$ 
12:  end if
13:   $\{\mathbf{f}_{i,t}^w\}_{i=1}^{n-1} \rightarrow \{\mathbf{f}_{i,t}^w\}_{i \in G_1}, \{\mathbf{f}_{i,t}^w\}_{i \in G_2}$ 
14:   $\hat{\mathbf{y}}_{G_1,t} \leftarrow D_\omega(A_\psi(\mathbf{f}_{0,t}, \{\mathbf{f}_{i,t}^w\}_{i \in G_1}))$    ▷ Fusion
15:   $\hat{\mathbf{y}}_{G_2,t} \leftarrow D_\omega(A_\psi(\mathbf{f}_{0,t}, \{\mathbf{f}_{i,t}^w\}_{i \in G_2}))$    ▷ Fusion
16:  if  $\mathcal{L}_{\text{CCLoss}}(\hat{\mathbf{y}}_{0,t}, \hat{\mathbf{y}}_{G_1,t}) \leq \varepsilon$  then
17:     $\{\mathbf{B}_i\}_{\text{sublist}} \leftarrow \text{PASAC}(\{\mathbf{f}_{i,t}^w\}_{i \in G_1})$ 
18:     $\{\mathbf{B}_i\} \leftarrow \{\mathbf{B}_i\} \cup \{\mathbf{B}_i\}_{\text{sublist}}$ 
19:  else           ▷ First group contains malicious agents
20:     $\{\mathbf{B}_i\} \leftarrow \{\mathbf{B}_i\} \cup \{\mathbf{f}_{i,t}^w\}_{i \in G_1}$ 
21:  end if
22:  if  $\mathcal{L}_{\text{CCLoss}}(\hat{\mathbf{y}}_{0,t}, \hat{\mathbf{y}}_{G_2,t}) \leq \varepsilon$  then
23:     $\{\mathbf{B}_i\}_{\text{sublist}} \leftarrow \text{PASAC}(\{\mathbf{f}_{i,t}^w\}_{i \in G_2})$ 
24:     $\{\mathbf{B}_i\} \leftarrow \{\mathbf{B}_i\} \cup \{\mathbf{B}_i\}_{\text{sublist}}$ 
25:  else           ▷ Second group contains malicious agents
26:     $\{\mathbf{B}_i\} \leftarrow \{\mathbf{B}_i\} \cup \{\mathbf{f}_{i,t}^w\}_{i \in G_2}$ 
27:  end if
28:  return  $\{\mathbf{B}_i\}$ 
29: end procedure

```

to dynamically adjust the threshold for consensus verification. These three components work collaboratively to detect and neutralize malicious agents in the local collaboration network. We elaborate on these three components in the following sections.

4.1 PASAC: Probability-Agnostic Sample Consensus

4.1.1 Our Method

To achieve the consensus of agents, the most straightforward method is to check the agents one by one. However, this method is time-consuming and computation-intensive, especially when the number of agents is large. A better method is to randomly sample a subset of agents for consensus verification at each time, such as ROBOSAC [5]. However, ROBOSAC requires the prior probabilities of malicious intent among agents, which are often unknown in real-world scenarios. To fill in this research gap, we propose PASAC.

Specifically, consider the set $V = \{0, 1, \dots, n - 1\}$ of collaborative agents. An unknown subset $\mathcal{M} \subset V$ ("malicious agents") of cardinality $m = |\mathcal{M}|$ may behave arbitrarily so as to degrade collaborative perception. Denote by $\mathcal{B} = V \setminus \mathcal{M}$ the benign agents. Given any query subset $S \subseteq V$, the aggregator performs a group-consistency test

$$\text{Test}(S) \in \{\text{BENIGN}, \text{CONTAM}\}, \quad (10)$$

where $\text{Test}(S)$ acts as a noisy oracle that reveals whether S intersects \mathcal{M} . Here, BENIGN and CONTAM indicate the absence or presence of malicious agents in S , respectively.

Definition 1 ((α, β) -reliability). A test oracle formulated in Eq. (10) is called (α, β) -reliable if, for every $S \subseteq V$,

$$\Pr[\text{Test}(S) = \text{BENIGN} \mid S \cap \mathcal{M} = \emptyset] \geq 1 - \alpha,$$

$$\Pr[\text{Test}(S) = \text{CONTAM} \mid S \cap \mathcal{M} \neq \emptyset] \geq 1 - \beta.$$

Soundness corresponds to false-positive rate α , while completeness corresponds to false-negative rate β .

In practice, choosing the CCLoss threshold ε yields $(\alpha, \beta) < 0.05$.

PASAC is an *adaptive binary-splitting* procedure that examines ever smaller subsets until a predefined quota of benign agents has been certified.

The procedure is initialized with $(S, k) = (V, N_{\max})$, where N_{\max} is a user-defined upper bound on the number of desired benign peers (e.g., $N_{\max} = 10$). During the recursive splitting process, the maximum depth of any branch is $\lceil \log_2 |S| \rceil$, which means that each malicious agent can cause at most $\lceil \log_2 |S| \rceil$ CONTAM labels before being isolated.

More specifically, the ego agent will generate the collaborative perception results \mathbf{y}_t based on its observation and the received messages for feature fusion from the $n - 1$ other agents. Firstly, the ego agent generates its perception results $\mathbf{y}_{0,t}$ based on its own observation. Then, it randomly splits the agents into two groups G_1 and G_2 of equal size. After receiving all the messages, the ego agent fuses the features and generates the perception results $\mathbf{y}_{G_1,t}$ based on the messages from the first group and $\mathbf{y}_{G_2,t}$ based on the messages from the second group.

Then, the ego agent verifies the consensus and checks if there is any malicious agent in the two groups. The consensus is verified by CCLoss to be introduced in the next section. Specifically, the CCLoss is calculated between the ego agent and each group, that is, $\mathcal{L}_{\text{CCLoss}}(\mathbf{y}_{0,t}, \mathbf{y}_{G_1,t})$ and $\mathcal{L}_{\text{CCLoss}}(\mathbf{y}_{0,t}, \mathbf{y}_{G_2,t})$. If the CCLoss exceeds a certain threshold, the group is considered benign, otherwise, it is considered to contain malicious agents. In addition, suppose the first group is benign and the second group is verified to have malicious agents, all agents in the first group are marked as benign and incorporated in the following collaboration. For the second group, the ego agent continues to split the second group into two subgroups and repeats the consensus verification process. This process will continue until finding all the malicious agents or obtaining enough benign agents. The detailed procedures of PASAC is shown in Algorithm 2.

4.1.2 Theoretical Analysis

In this subsection, we will carry out theoretical analysis on our proposed scheme.

4.1.2.1 Success Probability: We first give the theoretical result on the success probability of PASAC.

Theorem 1 (Success probability of PASAC). *Let $T(n, m)$ be the (random) number of oracle queries incurred by Algorithm 2 with $S = [n]$ and $k = N_{\max} \geq n - m$. Under an (α, β) -reliable oracle, PASAC mis-classifies at most one agent with probability*

$$\Pr[\text{error}] \leq (\alpha + \beta) m \lceil \log_2 n \rceil. \quad (11)$$

Proof. Fix an arbitrary malicious agent $j \in \mathcal{M}$. Along the unique branch that isolates j , the subset size halves at each level until $\{j\}$ is reached, hence at most $\lceil \log_2 n \rceil$ nodes on that branch are labelled CONTAM. By the union bound and Definition 1, the probability that *any* of those nodes is mis-labelled does not exceed $(\alpha + \beta) \lceil \log_2 n \rceil$ for each individual malicious agent. Applying the union bound over all m malicious agents (summing their individual error probabilities) yields the total error probability in Eq. (11). \square

Equation (11) implies that setting $(\alpha + \beta) < 0.01$ and $n \leq 100$ ensures overall error probability below $\approx 2\%$ even with $m = 10$ attackers.

4.1.2.2 Query-Complexity Bounds: In the worst-case scenario, we disregard the early stopping condition $k = n - m$, which is met when all benign agents are identified. We define the positive dyadic-logarithm $\lceil \log_2 x \rceil_+$ as $\max(0, \lceil \log_2 x \rceil)$.

Theorem 2 (Upper bound). *The total number of oracle queries satisfies*

$$T(n, m) \leq 2m \lceil \log_2 n \rceil + (n - m). \quad (12)$$

Proof. We analyse the recursion tree \mathcal{T} implicitly generated by PASAC. Each node corresponds to a subset $S \subseteq V$ that is submitted to the oracle $\text{Test}(\cdot)$, hence one oracle query per node.

Nodes are marked as CONTAM if $S \cap \mathcal{M} \neq \emptyset$ and BENIGN otherwise. Once a node is BENIGN, it is never expanded again, so it is a leaf of \mathcal{T} . Conversely, every CONTAM node is split into two (roughly) equal-size children according to the algorithm.

Let $L \triangleq \lceil \log_2 n \rceil$. Fix a malicious agent $j \in \mathcal{M}$ and follow the unique root-to-leaf path that eventually isolates $\{j\}$. Starting from $|V| = n$, each split at most halves the size of the contaminated subset that contains j . After L levels the subset size is $< 2m$; at most another L splits are needed before every malicious singleton appears as a leaf. Hence, *the depth of any contaminated path is bounded by L* . There are m such root-to-leaf paths (one per malicious agent). Each path contains at most L contaminated nodes. Moreover, when a contaminated node S is split, at most one *additional* contaminated sibling (the “other half”) can be created. Therefore, the total number of contaminated internal nodes satisfies $|\text{CONTAM-INT}| < 2mL$.

Every benign singleton $\{i\}$ with $i \notin \mathcal{M}$ is queried exactly once and produces a benign leaf. Hence there are precisely $n - m$ such leaves. Adding the two contributions yields

$$\begin{aligned} T(n, m) &\leq 2mL + (n - m) \\ &= 2m \lceil \log_2 n \rceil + (n - m), \end{aligned} \quad (13)$$

which is exactly Eq. (12). \square

4.2 Collaborative Consistency Loss Verification

To verify the consensus between the ego agent and the collaborative agents, we design a novel loss function, *Collaborative Consistency Loss* (CCLoss), which is used to calculate the discrepancy between the ego agent and the collaborative agents and verify the consensus. It consists of two parts for object detection and BEV segmentation tasks, respectively.

4.2.1 Collaborative Consistency Loss for Object Detection

Given the intermediate feature maps $\mathbf{f}_{0,t}$ of the ego agent and a set of intermediate feature maps $\{\mathbf{f}_{1,t}, \dots, \mathbf{f}_{i,t}\}$ from the collaborative agents at time t . The ego agent can generate two object detection results (bounding boxes proposals) by object detection decoder $D_{\omega}^{(\text{det})}$:

$$\hat{\mathbf{y}}_{0,t} = D_{\omega}^{(\text{det})}(\mathbf{f}_{0,t}), \quad (14)$$

$$\hat{\mathbf{y}}_{\text{fuse},t} = D_{\omega}^{(\text{det})}(A_{\psi}(\mathbf{f}_{0,t}, \mathbf{f}_{1,t}, \dots, \mathbf{f}_{i,t})), \quad (15)$$

where $\hat{\mathbf{y}}_{0,t} = \{y^{(1)}, \dots, y^{(L)}\}$ and $\hat{\mathbf{y}}_{\text{fuse},t} = \{y_{\text{fuse}}^{(1)}, \dots, y_{\text{fuse}}^{(L)}\}$ are the bounding box proposals of the ego agent and the collaborative agents, respectively.

Let I_c and $I_{\text{fuse},c}$ be the two sets of indices of all the proposed bounding boxes in $\hat{\mathbf{y}}_{0,t}$ and $\hat{\mathbf{y}}_{\text{fuse},t}$ that are predicted to some class $c \in \mathcal{C}$, respectively. Let Θ_c be all matches between I_c and $I_{\text{fuse},c}$ that maps each $l \in I_c$ to a unique $l' \in I_{\text{fuse},c}$. Note that to guarantee such uniqueness when $|I_{\text{fuse},c}| < |I_c|$, we pad $I_{\text{fuse},c}$ to the same size as I_c with arbitrary “dummy” indices not appeared in $\{1, \dots, L\}$ and associate each “dummy” index with an empty box \emptyset . Then, the CCLoss between $\hat{\mathbf{y}}_{0,t}$ and $\hat{\mathbf{y}}_{\text{fuse},t}$ is defined by:

$$\begin{aligned} \mathcal{L}_{\text{CCLoss}}^{(\text{det})}(\hat{\mathbf{y}}_{0,t}, \hat{\mathbf{y}}_{\text{fuse},t}) \\ = 1 - \frac{1}{|\mathcal{C}|} \sum_{c \in \mathcal{C}} \min_{\sigma \in \Theta_c} \frac{1}{|I_c|} \sum_{l \in I_c} \mathcal{L}_{\text{box}}(y^{(l)}, y_{\text{fuse}}^{(\sigma(l))}; c), \end{aligned} \quad (16)$$

where the optimal match for each class c is solved using the Hungarian match algorithm [32]. Here, for any class $c \in \mathcal{C}$ and any two arbitrary bounding box proposals \mathbf{y} and \mathbf{y}' ,

$$\begin{aligned} \mathcal{L}_{\text{box}}(\mathbf{y}, \mathbf{y}'; c) \\ = \frac{1}{1 + \phi} (\max(p_c - p'_c, 0) + \phi(1 - \text{IoU}(\mathbf{y}, \mathbf{y}'))), \end{aligned} \quad (17)$$

where p_c and p'_c represent the posteriors of class c associated with bounding boxes \mathbf{y} and \mathbf{y}' , respectively, and ϕ is the parameter balancing the two terms. Note that if $\mathbf{y}' = \emptyset$ is an empty box (e.g., due to the padding), the equation above will be reduced to $\mathcal{L}_{\text{box}}(\mathbf{y}, \mathbf{y}'; c) = p_c + \phi$, since p'_c and $\text{IoU}(\mathbf{y}, \mathbf{y}')$ are both zero.

From Eq. (16), we can see that when the two bounding box proposals are consistent, the value of $\mathcal{L}_{\text{CCLoss}}^{(\text{det})}$ will be close to 1. On the contrary, if these two proposals are different, the value $\mathcal{L}_{\text{CCLoss}}^{(\text{det})}$ will be close to 0, which means there may be a malicious agent in the collaborative agents.

4.2.2 Collaborative Consistency Loss for BEV Segmentation

Given the intermediate feature maps $\mathbf{f}_{0,t}$ of the ego agent and a set of intermediate feature maps $\{\mathbf{f}_{1,t}, \dots, \mathbf{f}_{i,t}\}$ from the collaborative agents at time t . The ego agent can generate

two BEV segmentation maps by BEV segmentation decoder $D_{\omega}^{(\text{seg})}$:

$$\hat{\mathbf{y}}_{0,t} = D_{\omega}^{(\text{seg})}(\mathbf{f}_{0,t}), \quad (18)$$

$$\hat{\mathbf{y}}_{\text{fuse},t} = D_{\omega}^{(\text{seg})}(A_{\psi}(\mathbf{f}_{0,t}, \mathbf{f}_{1,t}, \dots, \mathbf{f}_{i,t})), \quad (19)$$

where $\hat{\mathbf{y}}_{0,t}$ and $\hat{\mathbf{y}}_{\text{fuse},t}$ are 3D matrices and their sizes are in $\mathbb{R}^{W_D \times H_D \times C}$ with W_D , H_D , and C being the width, height, and the number of classes of the BEV segmentation map, respectively.

Following the idea that enables CP to achieve consensus rather than conflict with the ego agent's perception result, we carefully design the CCLoss for BEV segmentation task to measure the discrepancy between the ego agent and the collaborative agents, which is formulated as:

$$\mathcal{L}_{\text{CCLoss}}^{(\text{seg})}(\hat{\mathbf{y}}_{0,t}, \hat{\mathbf{y}}_{\text{fuse},t}) = \frac{\sum_{j=1}^{|C|} w_j \sum_{i=1}^{W_D \cdot H_D} p_{i,j}^0 p_{i,j}^{\text{fuse}}}{\sum_{j=1}^{|C|} w_j \left(\sum_{i=1}^{W_D \cdot H_D} p_{i,j}^0 + \sum_{i=1}^{W_D \cdot H_D} p_{i,j}^{\text{fuse}} \right)} \quad (20)$$

where c is the number of classes, $p_{i,j}^0$ and $p_{i,j}^{\text{fuse}}$ are the probabilities of the j -th class at the i -th pixel in the BEV segmentation map $\hat{\mathbf{y}}_{0,t}$ and $\hat{\mathbf{y}}_{\text{fuse},t}$, respectively, and w_j is the weight of the j -th class, defined as the inverse frequency of the class $w_j = 1/(\sum_{j=1}^{|C|} (p_{i,j}^0 + p_{i,j}^{\text{fuse}}))^2$. For the numerator of $\mathcal{L}_{\text{CCLoss}}^{(\text{seg})}$, it calculates the weighted sum of the product of the probabilities for each pixel and each class, which essentially measures the overlap between the two distributions. The weight w_j ensures that the contribution of each class is adjusted according to its importance or frequency. The denominator sums up the weighted sums of the probabilities from both the ego agent's prediction map and the fused segmentation maps for each class. It represents the total probability mass for each class, adjusted by the weights. Finally, the fraction measures the similarity between the two distributions. If these two distributions are similar, the value of $\mathcal{L}_{\text{CCLoss}}^{(\text{seg})}$ will be close to 1. On the contrary, if these two distributions are different, the value $\mathcal{L}_{\text{CCLoss}}^{(\text{seg})}$ will be close to 0, which means there may be a malicious agent in the collaborators.

4.3 Online Adaptive Threshold via Dual Sliding Windows

To maintain (α, β) -reliability under dynamic environment, we propose an online adaptive threshold mechanism via dual sliding windows. We keep *two* fixed-length sliding windows: one stores the most recent scores labelled BENIGN, the other stores those labelled CONTAM. At every frame we take the upper $(1 - \alpha)$ -quantile of the benign window and the lower β -quantile of the contaminated window, average them, and obtain a provisional threshold. An exponentially weighted moving average (EWMA) then converts this provisional value into the working threshold ε_t used for classification.

Specifically, let $Z_t = \mathcal{L}_{\text{CCLoss}}(\hat{\mathbf{y}}_{0,t}, \hat{\mathbf{y}}_{\text{fuse},t}) \in [0, 1]$ be the per-frame consistency score (larger means better agreement). After the oracle labels the current subset S_t , we append Z_t to the corresponding deque:

$$\mathcal{W}_t^P (\text{BENIGN}), \mathcal{W}_t^N (\text{CONTAM}), \quad (21)$$

each of the maximum length W .

Algorithm 3 Dual-Window Online Threshold Update

Require: New score Z_t , decision $\hat{y}_t \in \{\text{BENIGN}, \text{CONTAM}\}$; windows $\mathcal{W}^P, \mathcal{W}^N$; parameters (α, β, W, η) .

```

1: if  $\hat{y}_t = \text{BENIGN}$  then
2:   push_back( $\mathcal{W}^P, Z_t$ )
3: else
4:   push_back( $\mathcal{W}^N, Z_t$ )
5: end if
6: truncate both windows to length  $W$ 
7: if  $|\mathcal{W}^P| \geq W_{\min}$  and  $|\mathcal{W}^N| \geq W_{\min}$  then
8:   compute  $\hat{q}_{1-\alpha}^P, \hat{q}_{\beta}^N$ 
9:    $\tilde{\varepsilon} \leftarrow (\hat{q}_{1-\alpha}^P + \hat{q}_{\beta}^N)/2$ 
10:   $\varepsilon \leftarrow (1 - \eta)\varepsilon + \eta \tilde{\varepsilon}$ 
11: end if
12: return  $\varepsilon$ 

```

For any window \mathcal{W} of size n , denote the empirical q -quantile by $\hat{q}_q(\mathcal{W}) = \inf\{z : \frac{1}{n} \sum_{Z \in \mathcal{W}} \mathbf{1}\{Z \leq z\} \geq q\}$. We use the *upper* $(1 - \alpha)$ -quantile of benign scores and the *lower* β -quantile of contaminated scores:

$$\hat{q}_{1-\alpha}^P(t) = \hat{q}_{1-\alpha}(\mathcal{W}_t^P), \quad \hat{q}_{\beta}^N(t) = \hat{q}_{\beta}(\mathcal{W}_t^N). \quad (22)$$

Then, we can calculate the provisional threshold $\tilde{\varepsilon}_t$ as the mid-point:

$$\tilde{\varepsilon}_t = \frac{\hat{q}_{1-\alpha}^P(t) + \hat{q}_{\beta}^N(t)}{2}. \quad (23)$$

In addition, we apply an EWMA update to smooth the provisional threshold:

$$\varepsilon_t = (1 - \eta)\varepsilon_{t-1} + \eta \tilde{\varepsilon}_t, \quad 0 < \eta \leq 1. \quad (24)$$

Then, we can classify the current subset S_t as benign or contaminated based on the following rule:

$$\text{Test}(S_t) = \begin{cases} \text{BENIGN}, & \text{if } Z_t \geq \varepsilon_t, \\ \text{CONTAM}, & \text{otherwise.} \end{cases} \quad (25)$$

Theorem 3 (Reliability guarantee). Assume that within each window, benign (resp. contaminated) scores are i.i.d. with cumulative distribution functions (CDFs) F_P (resp. F_N) such that $F_P^{-1}(1 - \alpha) > F_N^{-1}(\beta)$. If $|\mathcal{W}_t^P|, |\mathcal{W}_t^N| \geq W_{\min}$, then

$$\Pr[Z_t \geq \varepsilon_t \mid S_t \cap \mathcal{M} = \emptyset] \geq 1 - \alpha, \quad (26)$$

$$\Pr[Z_t < \varepsilon_t \mid S_t \cap \mathcal{M} \neq \emptyset] \geq 1 - \beta. \quad (27)$$

Proof. Let $q_P = F_P^{-1}(1 - \alpha)$, $q_N = F_N^{-1}(\beta)$, and $\varepsilon_t = (q_P + q_N)/2$. Under the assumption $q_N < q_P$, we have $q_N < \varepsilon_t < q_P$.

Benign case. If $S_t \cap \mathcal{M} = \emptyset$, then $Z_t \sim F_P$. Because F_P is non-decreasing and $\varepsilon_t \leq q_P$, we have

$$\begin{aligned} F_P(\varepsilon_t) &\leq F_P(q_P) = \alpha \\ \implies \Pr[Z_t \geq \varepsilon_t] &= 1 - F_P(\varepsilon_t) \geq 1 - \alpha. \end{aligned} \quad (28)$$

Contaminated case. If $S_t \cap \mathcal{M} \neq \emptyset$, then $Z_t \sim F_N$. Since $\varepsilon_t \geq q_N$, we have

$$\begin{aligned} F_N(\varepsilon_t) &\geq F_N(q_N) = 1 - \beta \\ \implies \Pr[Z_t < \varepsilon_t] &= F_N(\varepsilon_t) \geq 1 - \beta. \end{aligned} \quad (29)$$

Combining the two cases, we complete the proof. \square

Alg. 3 details the online update. This dual-window rule adapts rapidly to changing attack strategies and various environments.

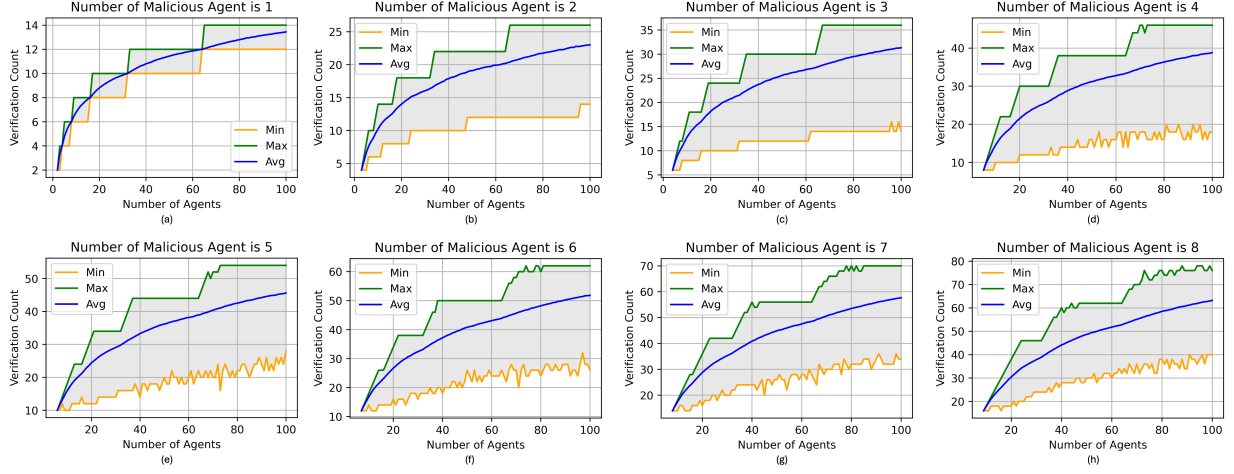


Fig. 2. Quantitative results of PASAC: Number of Overall Agents vs Verification Count.

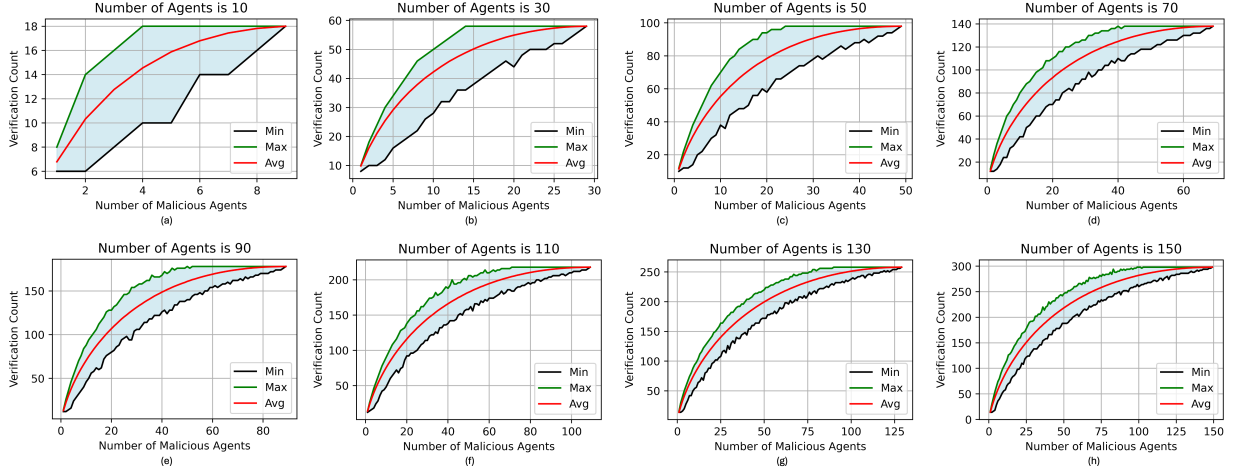


Fig. 3. Quantitative results of PASAC: Number of Malicious Agents vs Verification Count.

TABLE 1

Quantitative results on BEV segmentation task. Upper-bound denotes collaborative perception with all benign agents. Lower-bound is individual perception.

Method	Vehicle	Sidewalk	Terrain	Road	Buildings	Pedestrian	Vegetation	mIoU
Upper-bound	55.58	48.20	47.33	69.60	29.34	21.67	41.02	40.45
CP-uniGuard (against FGSM attack)	52.76	46.35	46.67	68.32	28.98	20.51	40.15	39.30
CP-uniGuard (against C&W attack)	49.22	44.08	44.76	65.58	30.12	20.83	39.10	37.95
CP-uniGuard (against PGD attack)	52.84	46.41	46.73	68.41	29.01	20.48	40.16	39.34
Lower-bound	47.06	42.46	43.78	64.07	30.51	21.21	37.32	37.09
No Defense (FGSM attack)	26.80	27.21	29.05	36.41	16.44	12.05	22.99	21.57
No Defense (C&W attack)	34.53	35.66	35.54	56.59	24.27	13.37	34.10	29.80
No Defense (PGD attack)	22.50	19.63	15.42	15.33	9.18	8.29	22.72	14.34

5 EXPERIMENTS

5.1 Experimental Setup

5.1.1 Datasets and Evaluation Metrics.

In our experiments, we leverage V2X-Sim [33] as our dataset. It is the first synthetic dataset for CP generated by CARLA-SUMO co-simulator. In addition, to evaluate the performance of the object detection and BEV segmentation tasks, we adopt average precision (AP) with Intersection over Union (IoU) thresholds 0.5 and 0.7 (AP@0.5 and AP@0.7) for object detection task, and mean Intersection over Union (mIoU) for BEV segmentation task. We also use Verification Count to evaluate the performance of PASAC, which is the total number of times that malicious agents are checked.

5.1.2 Implementation Details.

We leverage the backbone which is the same as [34] for the object detection task, and use U-Net [35] as the backbone for the BEV segmentation task. The fusion method for the both tasks is V2VNet [36]. Our experiment is deployed on a computer consisting of 2 Intel(R) Xeon(R) Silver 4410Y CPUs (2.0GHz), four NVIDIA RTX A5000 GPUs, and 512GB DDR4 RAM. As for the implementation of adversarial attacks, we employ three kinds of attacks: fast gradient sign method (FGSM) [37], Carlini & Wagner (C&W) [38], and the projected gradient descent (PGD) [39]. For each attack, we set the maximum perturbation $\delta_{\max} = 0.1$, iterations steps $T = 15$, and the step size $\gamma = 0.01$.

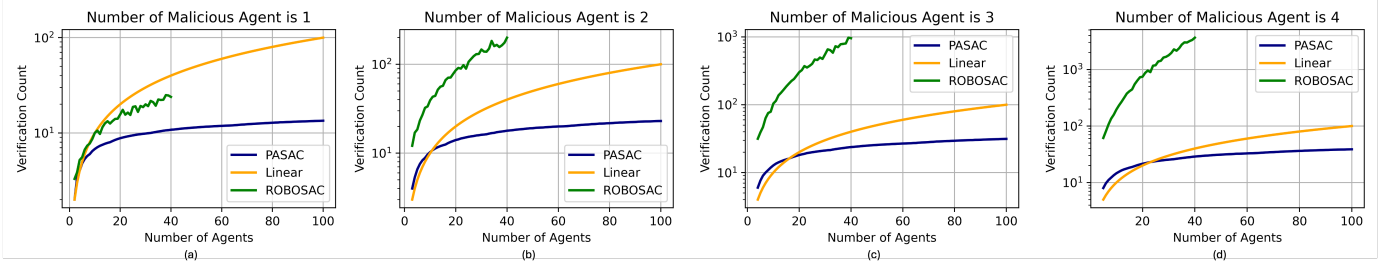


Fig. 4. Comparison results of PASAC, ROBOSAC and Linear Sampling. The y-axis represents the verification count, which is in logarithmic scale.

TABLE 2

Quantitative results on object detection task. The upper-bound represents collaborative perception with all benign agents, while the lower-bound corresponds to individual perception.

Method	AP@0.5	AP@0.7
Upper-bound++	81.8	79.6
PGD Trained (White-box Defense)	75.6	73.0
ROBOSAC (against PGD attack)	77.9	75.6
CP-uniGuard (against PGD attack)	80.4	78.3
C&W on PGD Trained (Black-box Defense)	43.2	40.8
ROBOSAC (against C&W attack)	74.5	71.1
CP-uniGuard (against C&W attack)	80.2	77.6
Lower-bound	64.1	62.0
No Defense (PGD attack)	44.2	43.7

TABLE 3

Comparison results between ROBOSAC and PASAC. In this experiment, the attack ratios are known to the ROBOSAC method.

	ROBOSAC			PASAC (Ours)		
Attack Ratio	Verification Count			Verification Count		
	Min	Max	Avg	Min	Max	Avg
0.8	1	17	4.73	8	8	8.00
0.6	1	46	8.29	6	8	7.59
0.4	1	39	10.36	4	8	6.60
0.2	1	19	4.89	4	6	4.79
Average	1.00	30.25	7.06	5.50	7.50	6.74

5.2 Evaluation and Analysis

5.2.1 Evaluation of CP-uniGuard.

We evaluate the efficacy of our CP-uniGuard scheme against a variety of adversarial attacks. The outcomes of these evaluations are detailed in Table 1 and Table 2. As shown in Table 1, in scenarios where the CP system lacks defensive mechanism, the mIoU across all three attack modalities significantly falls below the established lower bound, registering at 37.09. This substantial degradation in performance underscores the effectiveness of the adversarial attacks implemented. Conversely, our CP-uniGuard framework can effectively defend against these attacks and achieve an mIoU that closely approaches the upper bound of 40.45.

Additionally, we evaluate our approach on the object detection task. Table 2 presents the Average Precision (AP) at thresholds 0.5 and 0.7 for different defense strategies. Our observations indicate that CP-uniGuard consistently achieves the highest AP@0.5 and AP@0.7 across all attack scenarios, demonstrating its superior performance. Specifically, when defending against the PGD attack, CP-uniGuard achieves an AP@0.5 of 80.4 and an AP@0.7 of 78.3, which is higher than ROBOSAC (77.9 and 75.6) by 2.5 point and 2.7 point, respectively. For defending against the C&W attack, CP-uniGuard performs better, achieving an AP@0.5 of 80.2 and an AP@0.7 of 77.6, which is higher than ROBOSAC (74.5 and 71.1) by 5.7 point and 6.5 point, respectively.

These quantitative results confirm that CP-uniGuard not only defends BEV segmentation (mIoU) but also generalizes effectively to object detection, restoring performance close to the all-benign scenario and substantially outperforming both adversarially trained baselines and prior-art methods such as ROBOSAC.

5.2.2 Evaluation of PASAC.

To investigate the performance of PASAC, we conduct extensive experiments to study the relationship between the verification count and the number of benign agents and malicious agents. We plot two set of figures which are shown in Fig. 2 and Fig. 3. In Fig. 2, the x-axis represents the number of benign agents and the y-axis represents the verification count. There are three lines in each subfigure, which represent the minimum, average, and maximum verification count, respectively. We can observe that the verification count increases with the number of collaborative agents and the growth trend is fast at the beginning and then becomes slow. In addition, the verification count is far less than the total number of agents, which indicates that PASAC is efficient in sampling collaborators. In addition, Fig. 3 study the number of malicious agents vs verification count with fixed number of overall agents. We further compare the sample efficiency of different methods in the following section.

5.2.3 Comparison Results in Sampling Efficiency.

In order to evaluate the sampling efficiency of PASAC method. Firstly, we conduct a comparison experiment with the previous state-of-the-art method, ROBOSAC [5]. Following the experiment setup from ROBOSAC, we evaluate the performance of ROBOSAC and PASAC under different attack ratios. In this setting, the attack ratios are known to the ROBOSAC method. The results are shown in Table 3. We observe that PASAC outperforms ROBOSAC in terms of the verification count. Specifically, PASAC achieves a lower verification count than ROBOSAC under different attack ratios. For example, when the attack ratio is 0.6, the average verification count of PASAC is 7.59, which is lower than the average verification count of ROBOSAC (8.29), and when the attack ratio is 0.4, the average verification count of PASAC is 6.60, which is much lower than the average verification count of ROBOSAC (10.36). In addition, the results of PASAC are more stable than ROBOSAC, for




Fig. 5. Visualization of no defense and defensive CP-uniGuard results on V2X-Sim datasets.

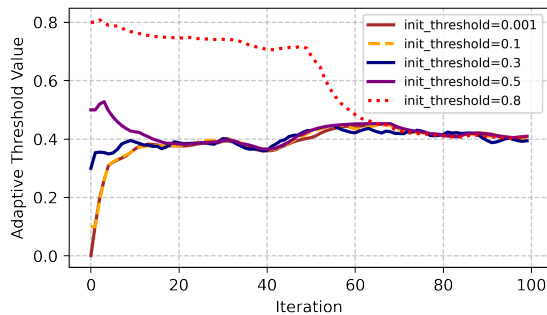


Fig. 6. Visualization of the online adaptive threshold mechanism on V2X-Sim datasets.

example, the maximum verification count of PASAC is 8, while the maximum verification count of ROBOSAC is 46, which is much higher than the average verification count.

Secondly, we conduct a comparison experiment between PASAC, ROBOSAC, and Linear Sampling without the prior probabilities of malicious agents. Here linear sampling is a simple sampling method that verifying the collaborators one by one. The results are shown in Fig. 4. Since the attack ratios are unknown to the ROBOSAC method, it need to estimate the attack ratio first, which leads to a sharp decrease in sampling efficiency. From the figure, we can observe that the verification count of ROBOSAC is much higher than PASAC and Linear Sampling, and it increases sharply when the number of malicious agents increases. On the contrary, our PASAC method does not need to know the attack ratio, and its verification count is much lower than ROBOSAC and Linear Sampling in most cases. These results shows the superiority of our PASAC method in sampling efficiency.

5.2.4 Study on the Online Adaptive Threshold Mechanism.

In this section, we conducted an analysis on the online adaptive threshold mechanism. As shown in Fig. 6, we plot the adaptive threshold value with different initial thresholds.

TABLE 4
Generalization Evaluation. We evaluate and compare the generalization capability of CP-uniGuard on two attacks, PGD and C&W, respectively.

Method	AP@0.5	AP@0.7
CP-Guard+ (against PGD attack)	71.7	68.6
CP-uniGuard (against PGD attack)	80.4 (+8.7)	78.3 (+9.7)
CP-Guard+ (against C&W attack)	73.9	71.2
CP-uniGuard (against C&W attack)	80.2 (+6.3)	77.6 (+6.4)

We can observe that the threshold can quickly converge to a stable value, which is around 0.4. In addition, the threshold is not fixed, but dynamically adjusted based on the current situation to ensure the robustness of the system and a low false positive rate.

5.2.5 Generalization Evaluation

We further evaluate the generalization capability of CP-uniGuard across different attack types, comparing it with feature-level defense methods such as CP-Guard+ [8]. For CP-Guard+, we train the model on the CP-GuardBench dataset [8] while excluding specific attacks from the training set to assess its generalization performance. Specifically, we exclude the PGD attack and C&W attack during training and subsequently evaluate the model's performance against these two attacks, respectively. Results are presented in Table 4, we can see that CP-uniGuard consistently achieves superior AP@0.5 and AP@0.7 scores compared to CP-Guard+ under both PGD and C&W attacks which are unseen. This performance gap stems from CP-uniGuard's fundamental design: rather than relying on training, CP-uniGuard leverages consensus verification, which provides inherent generalization to unseen attacks without requiring prior exposure during training.

5.2.6 Qualitative Evaluation

As depicted in Fig. 5, we present the visualization results on the V2X-Sim dataset. Without CP-uniGuard, attackers can significantly disrupt collaborative perception, leading to a marked degradation in the performance of BEV segmentation tasks. However, our introduced CP-uniGuard framework can intelligently identify benign collaborators and eliminate malicious collaborators, thereby facilitating robust CP.

6 LIMITATIONS AND FUTURE WORK

Despite the promising results of CP-uniGuard in defending against malicious agents in collaborative perception, the computational complexity of PASAC, though more efficient than ROBOSAC and linear sampling which checking every agent individually, still introduces $\mathcal{O}(N \log N)$ overhead in the worst case. This may challenge real-time performance requirements in dense traffic scenarios with numerous collaborative agents. In the future, we will explore more lightweight pre-screening methods to further reduce computational requirements of PASAC in dense collaborative networks, and expand the defensive capabilities against more sophisticated adversarial attacks by incorporating temporal consistency checks that leverage sequential data to identify anomalous behavior patterns.

7 CONCLUSION

In this paper, we have designed a novel defense framework for CP named CP-uniGuard, which consists of three parts. The first is PASAC which can effectively sample the collaborators without the prior probabilities of malicious agents. The second is collaborative consistency loss verification which calculates the discrepancy between the ego agent and the collaborators, which is used as a verification criterion for consensus. The third is the online adaptive threshold which can adaptively adjust the threshold to ensure the stability of the system in dynamic environments. Extensive experiments show that our CP-uniGuard can defend against different types of attacks and can adaptively adjust the trade-off between performance and computational overhead.

REFERENCES

- [1] S. Hu, Y. Tao, G. Xu, Y. Deng, X. Chen, Y. Fang, and S. Kwong, "CP-Guard: Malicious Agent Detection and Defense in Collaborative Bird's Eye View Perception," *Proceedings of the AAAI Conference on Artificial Intelligence*, vol. 39, no. 22, pp. 23 203–23 211, Apr. 2025, number: 22.
- [2] Y. Han, H. Zhang, H. Li, Y. Jin, C. Lang, and Y. Li, "Collaborative Perception in Autonomous Driving: Methods, Datasets and Challenges," *IEEE Intelligent Transportation Systems Magazine*, vol. 15, no. 6, pp. 131–151, Nov. 2023, arXiv:2301.06262 [cs].
- [3] S. Hu, Z. Fang, Y. Deng, X. Chen, and Y. Fang, "Collaborative Perception for Connected and Autonomous Driving: Challenges, Possible Solutions and Opportunities," Jan. 2024, arXiv:2401.01544 [cs, eess].
- [4] J. Tu, T. Wang, J. Wang, S. Manivasagam, M. Ren, and R. Urtasun, "Adversarial Attacks On Multi-Agent Communication," in *2021 IEEE/CVF International Conference on Computer Vision (ICCV)*, Oct. 2021, pp. 7748–7757, iSSN: 2380-7504.
- [5] Y. Li, Q. Fang, J. Bai, S. Chen, F. Juefei-Xu, and C. Feng, "Among Us: Adversarially Robust Collaborative Perception by Consensus," in *2023 IEEE/CVF International Conference on Computer Vision (ICCV)*. Paris, France: IEEE, Oct. 2023, pp. 186–195.
- [6] Y. Zhao, Z. Xiang, S. Yin, X. Pang, S. Chen, and Y. Wang, "Malicious Agent Detection for Robust Multi-Agent Collaborative Perception," Oct. 2023, arXiv:2310.11901 [cs].
- [7] Q. Zhang, S. Jin, R. Zhu, J. Sun, X. Zhang, Q. A. Chen, and Z. M. Mao, "On Data Fabrication in Collaborative Vehicular Perception: Attacks and Countermeasures," Oct. 2023, arXiv:2309.12955 [cs].
- [8] S. Hu, Y. Tao, Z. Fang, G. Xu, Y. Deng, S. Kwong, and Y. Fang, "CP-Guard+: A New Paradigm for Malicious Agent Detection and Defense in Collaborative Perception," 2025.
- [9] Z. Fang, S. Hu, H. An, Y. Zhang, J. Wang, H. Cao, X. Chen, and Y. Fang, "PACP: Priority-Aware Collaborative Perception for Connected and Autonomous Vehicles," *IEEE Transactions on Mobile Computing*, vol. 23, no. 12, pp. 15 003–15 018, Dec. 2024, conference Name: IEEE Transactions on Mobile Computing.
- [10] Z. Fang, S. Hu, J. Wang, Y. Deng, X. Chen, and Y. Fang, "Prioritized Information Bottleneck Theoretic Framework With Distributed Online Learning for Edge Video Analytics," *IEEE Transactions on Networking*, pp. 1–17, 2025, conference Name: IEEE Transactions on Networking.
- [11] W. Su, L. Chen, Y. Bai, X. Lin, G. Li, Z. Qu, and P. Zhou, "What Makes Good Collaborative Views? Contrastive Mutual Information Maximization for Multi-Agent Perception," *Proceedings of the AAAI Conference on Artificial Intelligence*, vol. 38, no. 16, pp. 17 550–17 558, Mar. 2024.
- [12] Z. Fang, J. Wang, J. Du, X. Hou, Y. Ren, and Z. Han, "Stochastic Optimization-Aided Energy-Efficient Information Collection in Internet of Underwater Things Networks," *IEEE Internet of Things Journal*, vol. 9, no. 3, pp. 1775–1789, 2022.
- [13] Z. Fang, J. Wang, C. Jiang, Q. Zhang, and Y. Ren, "AoI-Inspired Collaborative Information Collection for AUV-Assisted Internet of Underwater Things," *IEEE Internet of Things Journal*, vol. 8, no. 19, pp. 14 559–14 571, 2021.
- [14] Y. Lu, Q. Li, B. Liu, M. Dianati, C. Feng, S. Chen, and Y. Wang, "Robust Collaborative 3D Object Detection in Presence of Pose Errors," in *2023 IEEE International Conference on Robotics and Automation (ICRA)*, 2023, pp. 4812–4818.
- [15] S. Hu, Z. Fang, Z. Fang, Y. Deng, X. Chen, and Y. Fang, "AgentsCoDriver: Large Language Model Empowered Collaborative Driving with Lifelong Learning," Apr. 2024, arXiv:2404.06345 [cs].
- [16] S. Hu, Z. Fang, Z. Fang, Y. Deng, X. Chen, Y. Fang, and S. T. W. Kwong, "AgentsCoMerge: Large Language Model Empowered Collaborative Decision Making for Ramp Merging," *IEEE Transactions on Mobile Computing*, pp. 1–15, 2025.
- [17] Y. Tao, S. Hu, Z. Fang, and Y. Fang, "Direct-CP: Directed Collaborative Perception for Connected and Autonomous Vehicles via Proactive Attention," 2024.
- [18] S. Hu, Z. Fang, H. An, G. Xu, Y. Zhou, X. Chen, and Y. Fang, "Adaptive Communications in Collaborative Perception with Domain Alignment for Autonomous Driving," in *GLOBECOM 2024 - 2024 IEEE Global Communications Conference*, Dec. 2024, pp. 746–751, iSSN: 2576-6813.
- [19] Y. Lu, Y. Hu, Y. Zhong, D. Wang, Y. Wang, and S. Chen, "An Extensible Framework for Open Heterogeneous Collaborative Perception," in *The Twelfth International Conference on Learning Representations*, 2024.
- [20] S. Hu, Z. Fang, Y. Deng, X. Chen, Y. Fang, and S. Kwong, "Toward Full-Scene Domain Generalization in Multi-Agent Collaborative Bird's Eye View Segmentation for Connected and Autonomous Driving," *IEEE Transactions on Intelligent Transportation Systems*, pp. 1–14, 2024.
- [21] S. Ren, Z. Lei, Z. Wang, M. Dianati, Y. Wang, S. Chen, and W. Zhang, "Interruption-Aware Cooperative Perception for V2X Communication-Aided Autonomous Driving," *IEEE Transactions on Intelligent Vehicles*, vol. 9, no. 4, pp. 4698–4714, 2024.
- [22] Z. Lei, S. Ren, Y. Hu, W. Zhang, and S. Chen, "Latency-Aware Collaborative Perception," in *Computer Vision – ECCV 2022: 17th European Conference, Tel Aviv, Israel, October 23–27, 2022, Proceedings, Part XXXII*. Berlin, Heidelberg: Springer-Verlag, 2022, p. 316–332.
- [23] Y. Li, C. Wen, F. Juefei-Xu, and C. Feng, "Fooling LiDAR Perception via Adversarial Trajectory Perturbation," in *Proceedings of the IEEE/CVF International Conference on Computer Vision (ICCV)*, October 2021.
- [24] R. S. Hallyburton, Y. Liu, Y. Cao, Z. M. Mao, and M. Pajic, "Security Analysis of Camera-LiDAR Fusion Against Black-Box Attacks on Autonomous Vehicles," in *31st USENIX Security Symposium (USENIX Security 22)*. Boston, MA: USENIX Association, Aug. 2022, pp. 1903–1920.

- [25] J. Tu, M. Ren, S. Manivasagam, M. Liang, B. Yang, R. Du, F. Cheng, and R. Urtasun, "Physically Realizable Adversarial Examples for LiDAR Object Detection," in *IEEE/CVF Conference on Computer Vision and Pattern Recognition (CVPR)*, June 2020.
- [26] F. A. Schiegg, D. Bischoff, J. R. Krost, and I. Llatser, "Analytical Performance Evaluation of the Collective Perception Service in IEEE 802.11p Networks," in *2020 IEEE Wireless Communications and Networking Conference (WCNC)*, 2020, pp. 1–6.
- [27] A. Raghunathan, S. M. Xie, F. Yang, J. C. Duchi, and P. Liang, "Understanding and mitigating the tradeoff between robustness and accuracy," in *Proceedings of the 37th International Conference on Machine Learning*, ser. ICML'20, vol. 119. JMLR.org, Jul. 2020, pp. 7909–7919.
- [28] J. Zhang and C. Li, "Adversarial Examples: Opportunities and Challenges," *IEEE Transactions on Neural Networks and Learning Systems*, vol. 31, no. 7, pp. 2578–2593, Jul. 2020, conference Name: IEEE Transactions on Neural Networks and Learning Systems.
- [29] T. Ni, X. Zhang, and Q. Zhao, "Recovering Fingerprints from In-Display Fingerprint Sensors via Electromagnetic Side Channel," in *Proceedings of the 2023 ACM SIGSAC Conference on Computer and Communications Security*, 2023, pp. 253–267.
- [30] T. Ni, Y. Chen, W. Xu, L. Xue, and Q. Zhao, "XPorter: A study of the multi-port charger security on privacy leakage and voice injection," in *Proceedings of the 29th Annual International Conference on Mobile Computing and Networking*, 2023, pp. 1–15.
- [31] S. Yuan, H. Li, X. Han, G. Xu, W. Jiang, T. Ni, Q. Zhao, and Y. Fang, "ITPatch: An Invisible and Triggered Physical Adversarial Patch against Traffic Sign Recognition," *arXiv preprint arXiv:2409.12394*, 2024.
- [32] H. W. Kuhn, "The Hungarian method for the assignment problem," *Naval research logistics quarterly*, vol. 2, no. 1-2, pp. 83–97, 1955.
- [33] Y. Li, D. Ma, Z. An, Z. Wang, Y. Zhong, S. Chen, and C. Feng, "V2X-Sim: Multi-Agent Collaborative Perception Dataset and Benchmark for Autonomous Driving," *IEEE Robotics and Automation Letters*, vol. 7, no. 4, pp. 10914–10921, Oct. 2022.
- [34] W. Luo, B. Yang, and R. Urtasun, "Fast and Furious: Real Time End-to-End 3D Detection, Tracking and Motion Forecasting with a Single Convolutional Net," in *2018 IEEE/CVF Conference on Computer Vision and Pattern Recognition*, 2018, pp. 3569–3577.
- [35] O. Ronneberger, P. Fischer, and T. Brox, "U-Net: Convolutional Networks for Biomedical Image Segmentation," May 2015, arXiv:1505.04597 [cs].
- [36] T.-H. Wang, S. Manivasagam, M. Liang, B. Yang, W. Zeng, and R. Urtasun, "V2VNet: Vehicle-to-Vehicle Communication for Joint Perception and Prediction," in *Computer Vision - ECCV 2020: 16th European Conference, Glasgow, UK, August 23-28, 2020, Proceedings, Part II*. Berlin, Heidelberg: Springer-Verlag, 2020, pp. 605–621.
- [37] I. J. Goodfellow, J. Shlens, and C. Szegedy, "Explaining and Harnessing Adversarial Examples," 2015.
- [38] N. Carlini and D. Wagner, "Towards Evaluating the Robustness of Neural Networks," 2017.
- [39] A. Madry, A. Makelov, L. Schmidt, D. Tsipras, and A. Vladu, "Towards Deep Learning Models Resistant to Adversarial Attacks," in *International Conference on Learning Representations*, 2018.