

# OptScale: Probabilistic Optimality for Inference-time Scaling

Youkang Wang<sup>1,2\*</sup>, Jian Wang<sup>2\*</sup>, Rubing Chen<sup>1,2</sup>, Xiao-Yong Wei<sup>3,1,2†</sup>

<sup>1</sup> PolySmart Group   <sup>2</sup> Department of Computing, The Hong Kong Polytechnic University

<sup>3</sup> College of Computer Science, Sichuan University  
 {yk2022.wang, rubing.chen}@connect.polyu.hk  
 {cs007.wei}@polyu.edu.hk

## Abstract

Inference-time scaling has emerged as a powerful technique for enhancing the reasoning performance of Large Language Models (LLMs). However, existing approaches often rely on heuristic strategies for parallel sampling, lacking a principled foundation. To address this gap, we propose a probabilistic framework that formalizes the optimality of inference-time scaling under the assumption that parallel samples are independently and identically distributed (i.i.d.), and where the Best-of- $N$  selection strategy follows a probability distribution that can be estimated. Within this framework, we derive a theoretical lower bound on the required number of samples to achieve a target performance level, providing the first principled guidance for compute-efficient scaling. Leveraging this insight, we develop OPTSCALE, a practical algorithm that dynamically determines the optimal number of sampled responses. OPTSCALE employs a language model-based predictor to estimate probabilistic prior parameters, enabling the decision of the minimal number of samples needed that satisfy predefined performance thresholds and confidence levels. Extensive experiments on representative reasoning benchmarks (including MATH-500, GSM8K, AIME, and AMC) demonstrate that OPTSCALE significantly reduces sampling overhead while remaining better or on par with state-of-the-art reasoning performance. Our work offers both a theoretical foundation and a practical solution for principled inference-time scaling, addressing a critical gap in the efficient deployment of LLMs for complex reasoning.

**Code** — <https://github.com/Albertwyk/OptScale>

## Introduction

The reasoning capabilities of LLMs have become a pivotal research area, given their ability to tackle complex cognitive tasks such as mathematical reasoning, decision-making, and problem-solving (Zhang et al. 2025a; Yang et al. 2025b). Recent advances demonstrate that inference-time scaling can substantially enhance reasoning performance by enabling the model to generate diverse candidate solutions, creating a richer space for comprehensive inference through answer aggregation (Chen et al. 2025; Ding et al. 2025; Wan et al.

2024). This approach is particularly valuable for proprietary LLMs, as it can operate purely at inference time without requiring model modifications. Although effective, these techniques face a fundamental efficiency challenge: the linear relationship between candidate solutions and computational costs leads to prohibitive token consumption. This has created an urgent need for optimized scaling strategies that navigate the Pareto frontier between reasoning performance and computational efficiency, maximizing accuracy while minimizing redundant computation (Qu et al. 2025).

Parallel inference-time scaling, a dominant paradigm in this space, operates by generating  $N$  candidate responses in parallel and selecting the optimal output via learned rules (e.g., verifiers) (Zhang et al. 2025b) or consensus (e.g., majority voting) (Wang et al. 2023). Current approaches fall into three categories: verifier-based approaches that train auxiliary models to rerank candidates (Yang et al. 2025b); data-driven methods that fine-tune LLMs on high-quality reasoning traces to improve solution quality (Qu et al. 2025); and inference-time techniques that dynamically adjust the number of candidates per input (Chen et al. 2025). While these methods demonstrate practical effectiveness, they suffer from significant theoretical limitations. They rely heavily on empirical heuristics and implicit priors (such as learned verifier preferences or empirical token budgets) without proper mathematical formulation. Crucially, the field lacks a systematic derivation of these priors from first principles or a rigorous quantification of the fundamental efficiency-accuracy trade-offs inherent in parallel scaling.

This paper presents a foundational study that bridges this critical gap through three key contributions: First, we formulate a probabilistic framework that formally establishes the optimality conditions for parallel inference-time scaling under i.i.d. assumptions, where the Best-of- $N$  selection process follows an estimable probability distribution. This theoretical formulation provides a principled understanding of scaling behavior in probabilistic terms. Second, we derive a theoretical lower bound on the number of samples required to achieve any target performance level. This result offers mathematically grounded guidance for compute-efficient scaling, representing a significant advance beyond current heuristic approaches. Third, we develop OPTSCALE, an efficient algorithm that implements these theoretical insights in practice. OPTSCALE dynamically determines the

\*Equal contribution.

†Corresponding author.

optimal sample size by employing an LLM-based predictor to estimate prior parameters, ensuring minimal computational cost while satisfying predefined performance thresholds and confidence levels. Our experiments demonstrate OPTSCALE’s computational efficiency: it automatically terminates sampling for simple questions while preventing excessive computation on intractable ones.

To our knowledge, this work presents the first comprehensive treatment of parallel inference-time scaling that: 1) establishes a rigorous probabilistic model of the scaling process, 2) derives fundamental limits on scaling efficiency, and 3) provides a practical algorithmic implementation that approaches these theoretical optima.

## Related Work

### LLM Reasoning

The ability of LLMs to perform complex reasoning tasks has garnered significant attention and seen rapid advancements (Yu et al. 2024; Xu et al. 2025). Early successes with prompting strategies like Chain-of-Thought (CoT) (Wei et al. 2022) demonstrated that LLMs could produce step-by-step reasoning traces, significantly improving performance on tasks requiring logical deduction, mathematical problem-solving, and multi-step planning (Ahn et al. 2024; Snell et al. 2024; Liang et al. 2024). This foundational work has spurred the development of more sophisticated prompting techniques, including Self-Consistency (Wan et al. 2024), which generates multiple reasoning paths and selects the most consistent answer, and Tree-of-Thought (ToT) reasoning, which allows models to explore diverse reasoning trajectories in parallel (Yao et al. 2023; Long 2023).

### Parallel Inference-time Scaling

Inference-time scaling (Ke et al. 2025) has emerged as a key strategy to enhance LLM reasoning by enlarging computational resources during inference. In this paper, we primarily focus on parallel inference-time scaling, which involves generating multiple candidate solutions in parallel and selecting the best one (Snell et al. 2024).

**Verifier-based Scaling Methods.** To improve inference-time performance, many studies use verifiers, also known as process reward models (PRMs), to assess the quality of candidate solutions generated by a primary LLM (Setlur et al. 2024; Qu et al. 2025). These verifiers predict the correctness of a solution or assign it a quality score, guiding the selection of the final answer by re-ranking the  $N$  outputs. For example, some methods train verifiers using human feedback or generated labels (Bai et al. 2022). Recent work examines how the interaction between generators, PRMs, and problem difficulty affects optimal test-time scaling (Zhang et al. 2025b). However, relying on additional models increases computational overhead, and the strategies for determining  $N$  often lack a theoretical foundation.

**Dynamic Scaling Methods.** Recognizing the limitations of fixed  $N$ , several methods explore dynamic approaches to adjust computation at inference time. These techniques adapt the number of generated candidates or computational

resources based on the input query or the ongoing generation process (Ding et al. 2025; Wan et al. 2024). For example, Chen et al. (2025) allocates more computation to complex problems or where initial candidate solutions show high uncertainty or disagreement. Approaches like dynamic decomposition break down solution paths into manageable steps, dedicating more resources to challenging sub-problems. The goal is to avoid unnecessary computation on simpler instances while providing sufficient resources for harder ones. While these dynamic methods improve efficiency, they often rely on heuristic rules or learned strategies without a clear theoretical framework for the trade-off between efficiency and accuracy. These dynamic methods represent a step towards more efficient scaling.

However, the rules governing the dynamic allocation are often heuristic or learned without an explicit efficiency-accuracy trade-off. Our work distinguishes itself by providing a principled probabilistic formulation of the parallel scaling. This allows us to derive a provably optimal strategy for dynamically allocating compute to maximize accuracy per token and to quantify the theoretical upper bound for efficiency, addressing the lack of systematic, theoretically grounded priors in current dynamic scaling approaches.

## Scaling with Probabilistic Optimality

In this section, we formulate a theoretical framework for inference-time scaling from a probabilistic optimality perspective. Based on this framework, we present OPTSCALE, an implementation that effectively achieves the goal of compute-efficient inference-time scaling.

### Theoretical Framework

**Preliminaries.** Given an input question  $q$  processed by an LLM  $\mathcal{M}$ , which generates  $N$  candidate answers  $\{a_i\}_{i=1}^N$ . Each answer  $a_i$  consists of  $T_i$  reasoning steps  $\{a_{i,t}\}_{t=1}^{T_i}$ . A verifier  $\mathcal{V}$  (e.g., a Process Reward Model, PRM) assigns normalized scores  $\{s_{i,t} \in [0, 1]\}_{t=1}^{T_i}$  to each step. Defining  $\mathcal{A}(\cdot)$  as an aggregation operator (typically averaging multi-step scores or using the final step score), we compute the overall verification score for answer  $a_i$  as:

$$s_i = \mathcal{A}[\mathcal{V}(a_{i,t} | q, \mathcal{M}, a_{i,<t})] \quad (1)$$

The optimal answer  $a^*$  is selected through:

$$a^* = \arg \max_{i \in \{1, \dots, N\}} s_i \quad (2)$$

Previous research on inference-time reasoning has primarily differed in their choices of the language model  $\mathcal{M}$ , verifier  $\mathcal{R}$ , and aggregator  $\mathcal{A}$ . In contrast, our work makes a fundamental shift in perspective by investigating the probabilistic distributions that govern these components. It is a crucial distinction that sets our approach apart from prior studies.

**Verifier Score Distribution.** Let us assume that the verifier scores  $\{s_i\}$  for a fixed question  $q$  are samples for a random variable  $S$  that is conform to a continuous probability distribution with probability density function (PDF)  $f_S(\cdot)$

and cumulative distribution function (CDF)  $F_S(\cdot)$  as:

$$S \sim f_S(s|\theta, q), F_S(s) = \mathbb{P}(S < s) = \int_{-\infty}^s f_S(x)dx, \quad (3)$$

where  $\theta$  represents the parameters in  $\mathcal{M}$ ,  $\mathcal{R}$ , and hyperparameters for generation (e.g., the temperature  $t$ ).

**Distribution of the Maximum Verifier Score.** Let  $Y = \max\{s_1, s_2, \dots, s_N\}$  denote the maximum verification score among  $N$  candidates, which serves as the core selection criterion in Eq. (2). For any observed score  $s$ , the optimal decision on whether to sample more candidates can be determined when we know the exceedance probability  $\mathbb{P}(Y \leq s)$ . This represents the likelihood that  $s$  is the maximal score in the complete population of possible verifications. The probability can be derived by considering the joint event where  $s_i \leq s$  holds for all  $N$  independent draws, yielding:

$$\mathbb{P}(Y \leq s) = \prod_{i=1}^N \mathbb{P}(s_i \leq s) = [F_S(s)]^N, \quad (4)$$

which also defines the CDF of  $Y$  as  $F_Y(s) = \mathbb{P}(Y \leq s)$ . The PDF of  $Y$  is:

$$f_Y(s) = \frac{d}{ds} F_Y(s) = N[F_S(s)]^{N-1} f_S(s). \quad (5)$$

Note that both the PDF and the CDF of  $Y$  are functions with respect to  $N$ . Figure 3 shows a few examples of such PDF functions in different values of  $N$ .

**Probabilistic Optimality.** After  $N$  sampling rounds, conventional methods (e.g., Best-of- $N$ ) confront a critical trade-off: whether to continue sampling (potentially finding higher-scoring answers) or terminate (to conserve computational resources). Our solution derives the probabilistically optimal sample size  $N^*$  as the minimal value satisfying:

$$\mathbb{P}(Y \geq s_{\min}) \geq \alpha \quad (6)$$

where  $s_{\min}$  denotes the quality threshold for valid solutions,  $\alpha$  represents the required confidence level. From Eq. (4), we reformulate the probability requirement as:

$$1 - F_Y(s_{\min}) \geq \alpha \implies [F_S(s_{\min})]^N \leq 1 - \alpha. \quad (7)$$

Solving for  $N$  yields the following closed-form solution:

$$N^* \geq \left\lceil \frac{\log(1 - \alpha)}{\log F_S(s_{\min})} \right\rceil, \quad (8)$$

where  $\lceil \cdot \rceil$  ensures integer sample sizes.

## Implementation of the Optimal Scaling

Translating the theoretical framework into practice raises a critical question: *how can we reliably estimate the verifier score distribution  $f_S(s|\theta, q)$ ?* Let  $(\mu, \sigma)$  parameterize this distribution, where these parameters need not imply Gaussianity. While direct estimation of  $(\mu, \sigma)$  is non-trivial, we find that  $f_S(s|\theta, q)$  can be modeled as a **truncated normal distribution** constrained to  $[0, 1]$ . The probability density function is given by:

$$f_S(s|\theta, q) \propto f_S(s|\mu, \sigma) = \frac{\phi(\frac{s-\mu}{\sigma})}{\sigma[\Phi(\frac{1-\mu}{\sigma}) - \Phi(\frac{0-\mu}{\sigma})]}, \quad (9)$$

where  $\phi(\cdot)$  and  $\Phi(\cdot)$  denote the standard normal PDF and CDF. The optimal sample size  $N^*$  is derived via Eq. (8) using  $(\mu, \sigma)$  estimates. To this end, we propose OPTSCALE with the following two alternatives to implement inference-time scaling with probabilistic optimality.

**OPTSCALE<sup>t</sup>: Parameter Estimation via Trainable Predictors.** This approach uses offline data to learn global trends in  $(\mu, \sigma)$ . We model them as standard Gaussian random variables centered around predicted means  $(\bar{\mu}, \bar{\sigma})$ :

$$\mu \sim \mathcal{N}(\bar{\mu}, \sigma_\mu), \quad \sigma \sim \mathcal{N}(\bar{\sigma}, \sigma_\sigma), \quad (10)$$

where  $\sigma_\mu, \sigma_\sigma$  control estimation error bounds. The trends  $(\bar{\mu}, \bar{\sigma})$  are obtained by predictors via fine-tuning MLPs:

$$\bar{\mu} = \text{MLP}_\mu(q, \mathcal{M}), \quad \bar{\sigma} = \text{MLP}_\sigma(q, \mathcal{M}). \quad (11)$$

Given observed verifier scores  $D = \{s_k\}$  at inference, we refine  $(\bar{\mu}, \bar{\sigma})$  via Maximum-a-Posteriori (MAP) estimation:

$$\mu^*, \sigma^* = \arg \max_{\mu, \sigma} \left( \sum_{k=1}^{|D|} \log f_S(s_k|\mu, \sigma) + \log f_\mu(\mu|\bar{\mu}, \sigma_\mu) + \log f_\sigma(\sigma|\bar{\sigma}, \sigma_\sigma) \right). \quad (12)$$

where  $f_\mu, f_\sigma$  represent prior densities of  $\mu$  and  $\sigma$  in Eq. (10).

**OPTSCALE<sup>0</sup>: Training-free Parameter Estimation.**

This variant estimates parameters solely from observed data using Maximum Likelihood Estimation (MLE), reducing the need for additional training. For a new query  $q$ , we empirically initialize  $(\mu_0, \sigma_0)$  using a heuristic strategy with uniform uncertainty. We then use bootstrapping to calculate  $\mu$  and  $\sigma$  from previous scores iteratively. As more verifier scores  $\{s_k\}$  are observed, we update the parameters by:

$$\mu^*, \sigma^* = \arg \max_{\mu, \sigma} \sum_{k=1}^{|D|} \log f_S(s_k|\mu, \sigma). \quad (13)$$

This variant does not rely on learned predictors, making it highly lightweight and efficient.

**Adaptive Scaling with OPTSCALE.** Both variants ultimately compute the optimal sample size  $N^*$  using their refined parameters  $(\mu^*, \sigma^*)$  in Eq. (8), which depends on the tail distribution  $F_S(s_{\min})$ . Sampling continues until the current sample count  $N \geq N^*$ , enabling 1) early stopping for simple queries, and 2) bounded effort for more complex or ambiguous cases. This adaptive mechanism allows OPTSCALE to efficiently scale inference-time computation.

## Experiments

### Experimental Setup

**Benchmarks.** We employ the following representative reasoning benchmarks: (1) **MATH-500** (Hendrycks et al. 2021) with 500 high school competition problems across algebra and geometry, following the OpenAI evaluation split; (2) **GSM8K** (Cobbe et al. 2021) with 8.5K grade school word problems assessing basic arithmetic and textual reasoning; (3) **AIME 2024** (MAA 2024) and (4) **AIME 2025**<sup>1</sup>,

<sup>1</sup><https://huggingface.co/datasets/math-ai/aime25>.

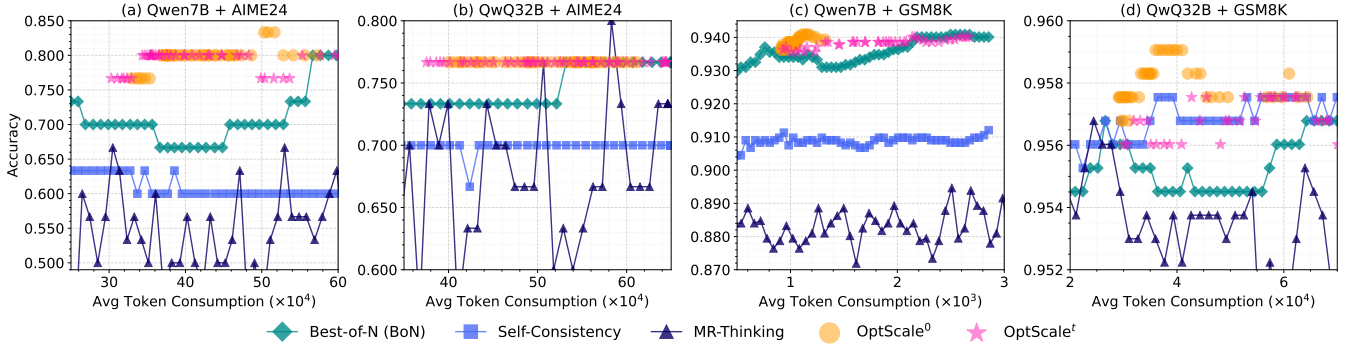


Figure 1: Scaling efficiency comparisons (accuracy vs. average token consumption): Both  $\text{OPTSCALE}^0$  and  $\text{OPTSCALE}^t$  show consistently faster convergence and optimal accuracy-token tradeoff over the compared baseline methods.

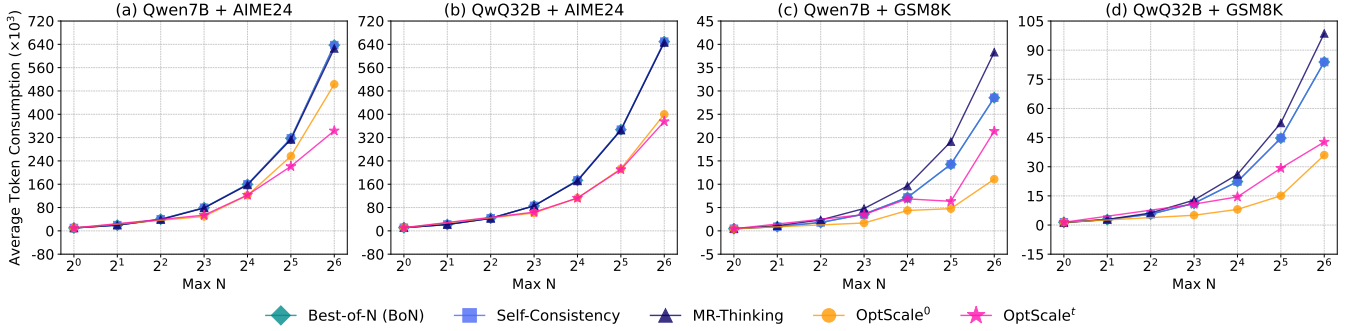


Figure 2: Token consumption of different methods when scaling across  $N$ :  $\text{OPTSCALE}$  consistently achieves reduced completion tokens when scaling to higher  $N$  over the compared baseline methods.

with each containing 30 pre-Olympiad level problems from the American Invitational Mathematics Examination, designed to test advanced mathematical reasoning; (5) **AMC<sup>2</sup>**, a collection of intermediate-level problems from the 2023 American Mathematics Competitions. We report accuracy and tokens as evaluation metrics (Ngo et al. 2007, 2008).

**Backbone Models.** To assess generalizability and efficiency, we employ the following open-source backbone LLMs with different sizes and architectures: 1) **DeepSeek-R1-Distill-Qwen-7B** (Guo et al. 2025): a 7B-parameter reasoning model distilled from larger DeepSeek R1 models into a Qwen model, representing a state-of-the-art distilled model optimized for complex reasoning. 2) **Llama-3.1-8B-Instruct** (Grattafiori et al. 2024): an instruct model based on Llama architecture; 3) **QwQ-32B** (Yang et al. 2025a): a high-capacity model specialized for complex reasoning tasks. 4) **Deepseek-R1-Distill-Llama-8B<sup>3</sup>** (Guo et al. 2025): an 8B reasoning model distilled from larger DeepSeek R1 models into Llama. 5) **Qwen3-8B<sup>3</sup>** (Yang et al. 2025a), Qwen’s latest reasoning model; 6) **Llama-3.2-1B-Instruct<sup>3</sup>** (Meta 2024), a light-weighted instruction-

following model in Llama series.

**Baseline Methods.** We benchmark  $\text{OPTSCALE}$  against the commonly used inference-time scaling methods with different max  $N$  settings, including: 1) **Best-of- $N$  (BoN)**: It samples  $N$  reasoning paths, then employs a verifier for scoring, and ultimately selects the best answer with the highest score; 2) **Self-Consistency (SC)** (Wang et al. 2023): It samples multiple diverse responses and aggregates the final answer based on majority voting; and 3) **Multi-round Thinking (MR-Thinking)** (Tian et al. 2025): It iteratively refines the reasoning process through multiple rounds.

**Implementation Details.** For scoring, we use Qwen2.5-Math-PRM-7B as our verifier. For both  $\text{OPTSCALE}^t$  and  $\text{OPTSCALE}^0$ , initial sample sizes of generated completions for enabling MLE/MAP refinement are set to be around 1/3 of the maximum allowed number of  $N$  generations. Across all experiments for  $\text{OPTSCALE}^0$ , we initialize  $\mu_0$  and  $\sigma_0$  as the mean and standard deviation of the initial sampled data for each new query. To ensure a fair comparison, we re-ran all baseline methods under the same experimental conditions. For all datasets, we use a sampling temperature of 0.7 and a top- $p$  of 0.95. All experiments are conducted on a single NVIDIA A6000 server with 8 GPUs. Further details are presented in the Appendix. We report accuracy (**Acc.**) and completion tokens (**Toks.**) as evaluation metrics.

<sup>2</sup><https://huggingface.co/datasets/math-ai/amc23>.

<sup>3</sup>Main results of 1), 2), and 3) are shown in subsequent sections, while results of 4), 5), and 6) together with results of various  $N$  settings for all models are showcased in the Appendix.

Baseline Method	MATH-500		GSM8K		AIME 2024		AIME 2025		AMC 2023	
	Acc.	Toks. ( $\downarrow$ )	Acc.	Toks. ( $\downarrow$ )	Acc.	Toks. ( $\downarrow$ )	Acc.	Toks. ( $\downarrow$ )	Acc.	Toks. ( $\downarrow$ )
<b>Deepseek-R1-Distill-Qwen-7B</b>										
Best-of-N (BoN) ( $N = 8$ )	<b>94.8</b>	22135	<b>92.4</b>	3582	<b>70.0</b>	79367	43.3	84342	<b>95.0</b>	40511
Self-Consistency ( $N = 8$ )	93.4	22135	90.1	3582	60.0	79367	40.0	84342	85.0	40511
MR-Thinking ( $N = 8$ )	91.2	21396	88.4	4792	56.7	78432	40.0	86568	87.5	36780
OPTSCALE <sup>0</sup> (Ours) ( $N = 8$ )	<b>94.8</b>	<b>11354</b>	<b>92.4</b>	<b>1687</b>	<b>70.0</b>	<b>49505</b>	43.3	78803	<b>95.0</b>	<b>29288</b>
OPTSCALE <sup>t</sup> (Ours) ( $N = 8$ )	<b>94.8</b>	18236	<b>92.4</b>	3492	<b>70.0</b>	53855	<b>46.7</b>	<b>69661</b>	<b>95.0</b>	30671
Best-of-N (BoN) ( $N = 64$ )	94.0	174693	94.0	28547	80.0	637293	<b>53.3</b>	676533	<b>95.0</b>	312241
Self-Consistency ( $N = 64$ )	93.4	174693	91.2	28547	60.0	637293	40.0	676533	92.5	312241
MR-Thinking ( $N = 64$ )	92.0	168331	88.2	38305	70.0	625850	40.0	684446	90.0	286639
OPTSCALE <sup>0</sup> (Ours) ( $N = 64$ )	<b>94.6</b>	110001	<b>94.1</b>	<b>11086</b>	<b>83.3</b>	503002	50.0	<b>549344</b>	<b>95.0</b>	119777
OPTSCALE <sup>t</sup> (Ours) ( $N = 64$ )	<b>94.6</b>	<b>76284</b>	94.0	21386	80.0	<b>343491</b>	<b>53.3</b>	649900	<b>95.0</b>	<b>119282</b>
<b>Llama-3.1-8B-Instruct</b>										
Best-of-N (BoN) ( $N = 8$ )	63.6	9609	<b>88.4</b>	2160	<b>10.0</b>	54212	<b>3.3</b>	51510	<b>32.5</b>	15321
Self-Consistency ( $N = 8$ )	58.6	9609	87.5	2160	3.3	54212	0.0	51510	27.5	15321
MR-Thinking ( $N = 8$ )	41.6	14918	61.6	2812	0.0	46037	<b>3.3</b>	<b>39374</b>	12.5	24814
OPTSCALE <sup>0</sup> (Ours) ( $N = 8$ )	<b>63.8</b>	<b>8756</b>	<b>88.4</b>	<b>1462</b>	<b>10.0</b>	<b>42859</b>	<b>3.3</b>	46970	<b>32.5</b>	15113
OPTSCALE <sup>t</sup> (Ours) ( $N = 8$ )	63.6	9479	<b>88.4</b>	2136	<b>10.0</b>	43212	<b>3.3</b>	46724	<b>32.5</b>	<b>14323</b>
Best-of-N (BoN) ( $N = 64$ )	68.8	70643	89.3	14697	<b>13.3</b>	386783	<b>0.0</b>	348361	42.5	113401
Self-Consistency ( $N = 64$ )	60.8	70643	89.2	14697	6.7	386783	<b>0.0</b>	348361	32.5	113401
MR-Thinking ( $N = 64$ )	40.8	122227	60.7	23423	0.0	<b>377475</b>	<b>0.0</b>	327074	15.0	189239
OPTSCALE <sup>0</sup> (Ours) ( $N = 64$ )	<b>69.0</b>	64179	89.5	<b>5720</b>	<b>13.3</b>	386772	<b>0.0</b>	141904	<b>45.0</b>	<b>100675</b>
OPTSCALE <sup>t</sup> (Ours) ( $N = 64$ )	68.6	<b>60692</b>	<b>89.6</b>	12044	<b>13.3</b>	386668	<b>0.0</b>	<b>140707</b>	<b>45.0</b>	106039
<b>Qwen/QwQ-32B</b>										
Best-of-N (BoN) ( $N = 8$ )	94.6	30601	95.8	11177	<b>73.3</b>	85853	<b>66.7</b>	95235	95.0	55291
Self-Consistency ( $N = 8$ )	<b>95.2</b>	30601	95.6	11177	70.0	85853	<b>66.7</b>	95235	92.5	55291
MR-Thinking ( $N = 8$ )	94.6	30378	95.3	12832	70.0	85864	53.3	95536	87.5	47288
OPTSCALE <sup>0</sup> (Ours) ( $N = 8$ )	95.0	<b>17469</b>	<b>95.9</b>	<b>5031</b>	<b>73.3</b>	<b>61449</b>	<b>66.7</b>	85669	<b>95.0</b>	42177
OPTSCALE <sup>t</sup> (Ours) ( $N = 8$ )	94.8	26910	95.8	10767	<b>73.3</b>	64094	<b>66.7</b>	<b>84766</b>	<b>95.0</b>	<b>36494</b>
Best-of-N (BoN) ( $N = 60$ )	94.8	230402	95.8	83902	<b>76.7</b>	649256	66.7	721405	97.5	420481
Self-Consistency ( $N = 60$ )	95.4	230402	95.8	83902	70.0	649256	63.3	721405	92.5	420481
MR-Thinking ( $N = 60$ )	93.8	227838	94.8	98607	73.3	646201	56.7	719654	80.0	360068
OPTSCALE <sup>0</sup> (Ours) ( $N = 60$ )	<b>95.8</b>	107720	<b>95.9</b>	<b>35985</b>	<b>76.7</b>	399929	<b>70.0</b>	556340	<b>100.0</b>	<b>190633</b>
OPTSCALE <sup>t</sup> (Ours) ( $N = 60$ )	<b>95.8</b>	<b>106412</b>	95.8	42735	<b>76.7</b>	<b>375208</b>	<b>70.0</b>	<b>516346</b>	<b>100.0</b>	202603

Table 1: Comparison of different inference-time scaling methods on common mathematical reasoning benchmarks (with  $N = 8$  and  $N = 64$ ). “Acc.” denotes accuracy (%), “Toks.” indicate the total number of inference tokens.

**Details on Distribution Predictor in OPTSCALE<sup>t</sup>.** Since OPTSCALE<sup>t</sup> employs an auxiliary predictor for estimating the mean and standard deviation of the verifier score distribution, we introduce its training details in this section. We use Deepseek-R1-Distill-Qwen-1.5B as the backbone model to build the distribution predictor. We then freeze all layers except the last two and train the two individual MLP layers. We curate the training dataset by taking the MATH training set, which contains approximately 4,500 questions, and pre-generating 60 completions per question. This process allows us to obtain the verifier score statistics and create the  $\langle \text{question, mean} \rangle$  and  $\langle \text{question, standard deviation} \rangle$  pairs, accordingly. We train the predictor for 30 epochs, with a learning rate of  $1e-5$ , weight decay of 0.01, and gradient clipping at 0.1. We set a dropout ratio of 0.2 for all MLP layers during training.

## Can OPTSCALE Ensure Optimal Scaling?

To evaluate scaling efficiency, we conducted comprehensive experiments across 5 benchmark datasets and 6 backbone models, varying the maximum number of answer candidates from 1 to 64. This experimental design required 1920 total runs per method ( $5 \text{ datasets} \times 6 \text{ backbones} \times 64 \text{ candidate limits}$ ), representing a significant computational investment. Due to resource constraints, we focus our comparison on the 3 most representative baseline methods: Best-of- $N$  (BoN), Self-Consistency (SC), and Multi-Round Thinking.

Figure 1 shows that OPTSCALE achieves optimal scaling. We take Deepseek-R1-Distill-Qwen-7B and QwQ-32B on GSM8K and AIME24 to evaluate both OPTSCALE<sup>0</sup> and OPTSCALE<sup>t</sup>’s scaling capacity. We examined different quality thresholds, ranging from 0.9 to 0.99, and confidence levels, from 0.9 to 0.98. Notably, all OPTSCALE implementa-

tions along the frontier consistently outperform baselines, delivering higher accuracy with lower computational cost (token consumption). This confirms its ability to maintain scaling optimality across configurations. Figure 2 shows the scaling progress of different baseline models across the maximum allowed  $N$  over the values  $\{1, 2, 4, 8, 16, 32, 64\}$ . It is clearly demonstrated that OPTSCALE consistently reduces tokens compared to most baseline methods.

These results reveal several key insights: 1) OPTSCALE consistently outperforms all baseline methods across different configurations, achieving either higher accuracy with comparable token consumption or similar accuracy with substantially fewer tokens. On Qwen7B + AIME24, OPTSCALE constantly has 7% - 14% accuracy advantage over the best-performing baseline given the same token levels, while on QwQ32B + AIME24 and Qwen7B + GSM8K, OPTSCALE reaches best accuracy using 27% and 51% fewer tokens, exhibiting strong early convergence capabilities. 2) OPTSCALE’s superiority is particularly apparent with larger  $N$  value. OPTSCALE’s average token reduction percentage compared to the best baseline is 38%, 47%, and 54% when  $N = 16, 32, 64$  respectively, indicating OPTSCALE’s increased efficiency on larger  $N$  values. We also observe that token reduction is more apparent on easier benchmarks, where QwQ32B + GSM8K achieves the highest average token reduction percentage of 64%, while accuracy gains are greater on harder benchmarks (e.g., AIME24), proving our adaptive strategy’s strength in complex, variable-difficulty tasks. 3) Both OPTSCALE<sup>0</sup> and OPTSCALE<sup>t</sup> consistently consume significantly fewer tokens than other methods at the same accuracy levels, while OPTSCALE<sup>0</sup> is usually more efficient on easier benchmarks (like GSM8K) and OPTSCALE<sup>t</sup> saves more tokens for harder benchmarks (like AIME24). 4) Through proper dynamic allocation of inference-time compute, OPTSCALE sometimes achieves accuracy levels that BoN fails to reach even when scaled indefinitely to a substantial amount of tokens, such as reaching the accuracy of 95.9% on QwQ32B + GSM8K. These advantages stem primarily from OPTSCALE’s ability to evaluate question difficulty in advance and allocate resources optimally through our probabilistic framework. Further elaboration can be found in the case studies within the Appendix.

### Can OPTSCALE Estimate the Verifier Score Distribution Accurately?

To evaluate our approach, we compare the estimated distributions against the ground truth. Figure 3 shows various alignment cases between our modeled distributions and empirical observations. In most cases (e.g., Questions 1, 2, 3, 4, and 8), the ground truth verifier scores follow a unimodal distribution, which is accurately captured by a truncated normal distribution over  $[0, 1]$ . For bimodal distributions (e.g., Questions 6 and 7), OPTSCALE maintains reasonably accurate predictions. Only in rare instances do we encounter more complex distributions: cases with multiple peaks (Question 9) or extremely narrow, high peaks (Question 5) which challenge the truncated normal approximation. However, OPTSCALE can still capture the main distribution quite well. These exceptions are also statistically insignifi-

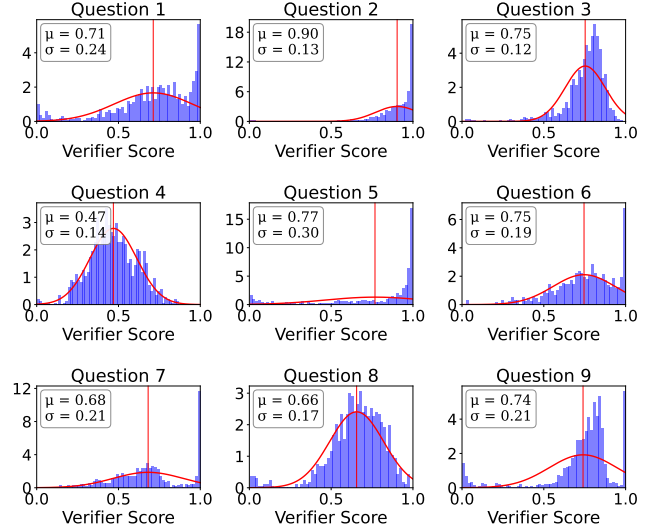


Figure 3: Samples of verifier score distribution: Real vs. Estimated. OPTSCALE accurately fits most distributions under the truncated normal distribution assumption.

cant and do not materially impact overall prediction quality.

### How is OPTSCALE Sensitive to Its Parameters?

OPTSCALE employs two hyperparameters, namely the quality threshold  $s_{\min}$  and the desired confidence level  $\alpha$ . We repeat 66 combinations of these two parameters by varying  $s_{\min}$  in the range of  $[0.80, 0.99]$  and  $\alpha$  in  $[0.90, 0.99]$  with a step size of 0.02 and 0.01 respectively to evaluate its sensitivity. We employ Llama-3.2-1B-Instruct backbone with GSM8K benchmark for this focused study.

**Impact of the Quality Threshold.** Figure 4 shows the changes in accuracy and token consumption corresponding to the quality threshold  $s_{\min}$  changes. As  $s_{\min}$  increases, the accuracy growth gradually slows down and converges. However, token consumption continues to grow exponentially, with the token consumption multiplying by 2.5 times when the quality threshold increases from 0.8 to 0.99. Therefore, it is recommended to adopt a reasonably high threshold based on available computational budget as the cost-effectiveness of scaling declines sharply when  $s_{\min}$  is close to 100%.

**Impact of the Confidence Level  $\alpha$ .** Similarly, Figure 5 shows that both accuracy and token consumption increase with confidence level  $\alpha$ . Unlike the exponential growth in completion tokens observed when increasing  $s_{\min}$ , token consumption rises nearly linearly with  $\alpha$ —growing by approximately 100 tokens for every 0.01 increase in confidence. Meanwhile, the overall efficiency experiences only a modest decline as confidence grows.

Overall, we find the quality threshold  $s_{\min}$  more sensitive in terms of determining both accuracy and token consumption compared to the confidence level  $\alpha$ , making its selection much more important. During empirical experiments, we noticed that choosing a very high quality threshold (e.g., 0.99) can harm efficiency and result in suboptimal utilization of completion tokens, while a low quality threshold



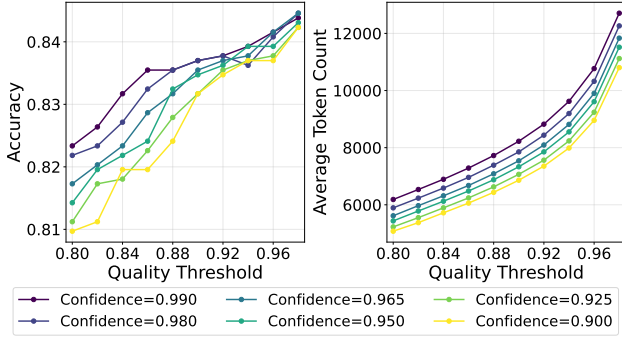


Figure 4: Sensitivity analysis of quality threshold  $s_{\min}$ : Model performance across target scores.

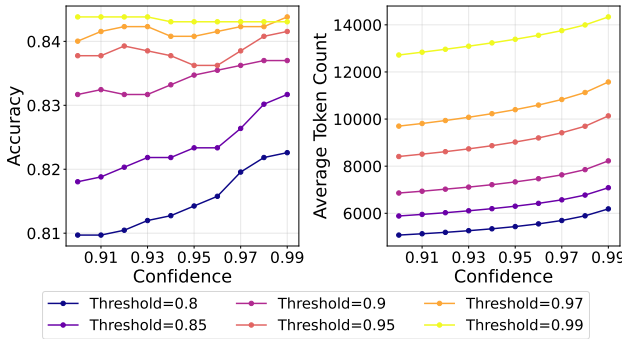


Figure 5: Sensitivity analysis of confidence level  $\alpha$ : Model performance across target levels.

smaller than 0.9 could lead to accuracy degradation. A quality threshold  $s_{\min}$  of around 0.95 to 0.96 is usually recommended, while there’s much more room for selecting confidence level  $\alpha$ : the default could be set to 0.9.

### Can OPTSCALE Achieve a New SOTA Performance across Benchmarks?

Table 1 reports the overall results of different inference-time scaling methods on commonly used mathematical reasoning benchmarks. After careful comparison, we summarize key findings below:

**State-of-the-art Performance.** When using the same backbone across different benchmarks, OPTSCALE consistently achieves SOTA accuracy while drastically reducing inference token consumption. For example, using the Deepseek-R1-Distill-Qwen-7B backbone with  $N = 64$ , both OPTSCALE<sup>0</sup> and OPTSCALE<sup>t</sup> achieve the highest accuracy of 94.6% on MATH-500, significantly surpassing all baselines while concurrently saving 37.0% (OPTSCALE<sup>0</sup>) and 56.3% (OPTSCALE<sup>t</sup>) than the BoN baseline.

**Robustness Across Different Backbones.** The performance of OPTSCALE remains robust and highly efficient across a diverse range of backbone models. On Deepseek-R1-Distill-Qwen-7B, it achieves an average token reduction of 28.9% (OPTSCALE<sup>0</sup>) and 32.7% (OPTSCALE<sup>t</sup>) among all benchmarks. On Llama3.1-8B-Instruct, the reductions

are 23.7% and 22.9%, while on QwQ-32B, such reductions even reach 45.0% and 38.5% for OPTSCALE<sup>0</sup> and OPTSCALE<sup>t</sup> respectively. This shows that OPTSCALE has a consistent optimal superiority across different backbones.

Overall, these results demonstrate that OPTSCALE has strong capabilities to optimize the accuracy-efficiency trade-off across models and benchmarks. The probabilistic foundation of OPTSCALE enables it to dynamically adjust sampling effort based on query difficulty, delivering superior efficiency without compromising reasoning quality.

### OPTSCALE<sup>0</sup> and OPTSCALE<sup>t</sup>: Which to Choose?

Both OPTSCALE<sup>0</sup> and OPTSCALE<sup>t</sup> exhibit obvious superiority over other baseline methods. However, when it comes to comparing the performance of these two variants of OPTSCALE internally, there’s no definite conclusion which one is better. Comprehensively considering both accuracy and token consumption, OPTSCALE<sup>0</sup> wins 16 out of 30 sets of comparisons in Table 1, while OPTSCALE<sup>t</sup> wins 14 times. Despite so, we observe a few prominent features that might guide readers in selecting the more useful variant of OPTSCALE for their task:

1) OPTSCALE<sup>t</sup> seems to favor very difficult benchmarks. On the hardest benchmark AIME25, OPTSCALE<sup>t</sup> defeats OPTSCALE<sup>0</sup> every time. This is likely because generated answers to difficult questions are more likely to have highly varying and unstable scores. OPTSCALE<sup>0</sup> uses MLE to estimate optimal  $(\mu^*, \sigma^*)$ , but since the initial sampled data is unstable, MLE refinement could be very unstable. OPTSCALE<sup>t</sup> first evaluates questions’ difficulty using the predictor and then refines the prediction using MAP. This makes it much more stable and more likely to make a well-informed prediction of optimal  $N$ . 2) There’s a minor tendency that OPTSCALE<sup>t</sup> seems to be better at larger  $N$  values, while OPTSCALE<sup>0</sup> is better at smaller  $N$ . This probably indicates that OPTSCALE<sup>t</sup> is better at long-term scaling planning, while OPTSCALE<sup>0</sup> is better for small-scale scaling given a limited computational budget, especially since it is completely training-free.

## Conclusion

We introduce a principled probabilistic framework for parallel inference-time scaling in LLM reasoning, addressing the limitations of existing heuristic-based approaches. By modeling the Best-of- $N$  selection under independently and identically distributed (i.i.d.) assumptions, we derive a theoretical lower bound on the sample size required to achieve target performance, offering the first formal guidance for compute-efficient scaling. Building on top of this, we propose OPTSCALE, a practical algorithm that dynamically adjusts the number of samples using an LLM-based predictor. Extensive experiments across various reasoning benchmarks show that OPTSCALE achieves superior performance with significantly reduced computational cost. Our work provides both theoretical foundations and practical implementations for more efficient and adaptive inference-time scaling.

## Acknowledgments

This work is supported in part by the National Natural Science Foundation of China (Grant No. 62372314). The experimental part of this work was supported by The Centre for Large AI Models (CLAIM) of The Hong Kong Polytechnic University. This work is also supported by Hong Kong Research Grants Council under the Theme-based Research Scheme (project no. T43-513/23-N), and is also supported in part by the PolyU Postdoc Matching Fund Scheme (4-W40Z). We also thank the support from PolyU Industrial Centre (IC), PolyU Graduate School (GS), Ren Da, Prof. Li Jing, Prof. Li Qing, and Marco Bettoni.

## References

- Aggarwal, P.; Madaan, A.; Yang, Y.; et al. 2023. Let's Sample Step by Step: Adaptive-Consistency for Efficient Reasoning and Coding with LLMs. *arXiv preprint arXiv:2305.11860*.
- Ahn, J.; Verma, R.; Lou, R.; Liu, D.; Zhang, R.; and Yin, W. 2024. Large language models for mathematical reasoning: Progresses and challenges. *arXiv preprint arXiv:2402.00157*.
- Bai, Y.; Jones, A.; Ndousse, K.; Askell, A.; Chen, A.; Das-Sarma, N.; Drain, D.; Fort, S.; Ganguli, D.; Henighan, T.; et al. 2022. Training a helpful and harmless assistant with reinforcement learning from human feedback. *arXiv preprint arXiv:2204.05862*.
- Chen, R.; Zhang, Z.; Hong, J.; Kundu, S.; and Wang, Z. 2025. SEAL: Steerable Reasoning Calibration of Large Language Models for Free. *arXiv preprint arXiv:2504.07986*.
- Cobbe, K.; Kosaraju, V.; Bavarian, M.; Chen, M.; Jun, H.; Kaiser, L.; Plappert, M.; Tworek, J.; Hilton, J.; Nakano, R.; et al. 2021. Training verifiers to solve math word problems. *arXiv preprint arXiv:2110.14168*.
- Ding, Y.; Jiang, W.; Liu, S.; Jing, Y.; Guo, J.; Wang, Y.; Zhang, J.; Wang, Z.; Liu, Z.; Du, B.; et al. 2025. Dynamic parallel tree search for efficient llm reasoning. *arXiv preprint arXiv:2502.16235*.
- Grattafiori, A.; Dubey, A.; Jauhri, A.; Pandey, A.; Kadian, A.; Al-Dahle, A.; Letman, A.; Mathur, A.; Schelten, A.; Vaughan, A.; et al. 2024. The llama 3 herd of models. *arXiv preprint arXiv:2407.21783*.
- Guo, D.; Yang, D.; Zhang, H.; Song, J.; Zhang, R.; Xu, R.; Zhu, Q.; Ma, S.; Wang, P.; Bi, X.; et al. 2025. DeepSeek-R1: Incentivizing Reasoning Capability in LLMs via Reinforcement Learning. *arXiv preprint arXiv:2501.12948*.
- Hendrycks, D.; Burns, C.; Kadavath, S.; Arora, A.; Basart, S.; Tang, E.; Song, D.; and Steinhardt, J. 2021. Measuring Mathematical Problem Solving With the MATH Dataset. In *Thirty-fifth Conference on Neural Information Processing Systems Datasets and Benchmarks Track (Round 2)*.
- Ke, Z.; Jiao, F.; Ming, Y.; Nguyen, X.-P.; Xu, A.; Long, D. X.; Li, M.; Qin, C.; Wang, P.; Savarese, S.; et al. 2025. A Survey of Frontiers in LLM Reasoning: Inference Scaling, Learning to Reason, and Agentic Systems. *arXiv preprint arXiv:2504.09037*.
- Li, Y.; Yuan, P.; Feng, S.; Pan, B.; Wang, X.; Sun, B.; Wang, H.; and Li, K. 2024. Escape sky-high cost: Early-stopping self-consistency for multi-step reasoning. *arXiv preprint arXiv:2401.10480*.
- Liang, Z.; Liu, Y.; Niu, T.; Zhang, X.; Zhou, Y.; and Yavuz, S. 2024. Improving llm reasoning through scaling inference computation with collaborative verification. *arXiv preprint arXiv:2410.05318*.
- Long, J. 2023. Large language model guided tree-of-thought. *arXiv preprint arXiv:2305.08291*.
- MAA. 2024. American Invitational Mathematics Examination - AIME. <https://huggingface.co/datasets/AI-MO/aimo-validation-aime>.
- Meta. 2024. Llama 3.2: Revolutionizing edge AI and vision with open, customizable models. <https://ai.meta.com/blog/llama-3-2-connect-2024-vision-edge-mobile-devices/>.
- Ngo, C.-W.; Jiang, Y.-G.; Wei, X.-Y.; Wang, F.; Zhao, W.; Tan, H.-K.; and Wu, X. 2007. Experimenting vireo-374: Bag-of-visual-words and visual-based ontology for semantic video indexing and search. In *IEEE Computer Society*.
- Ngo, C.-W.; Jiang, Y.-G.; Wei, X.-Y.; Zhao, W.; Wang, F.; Wu, X.; and Tan, H.-K. 2008. Beyond semantic search: What you observe may not be what you think. In *IEEE Computer Society*.
- Qu, Y.; Yang, M. Y.; Setlur, A.; Tunstall, L.; Beeching, E. E.; Salakhutdinov, R.; and Kumar, A. 2025. Optimizing test-time compute via meta reinforcement fine-tuning. *arXiv preprint arXiv:2503.07572*.
- Setlur, A.; Nagpal, C.; Fisch, A.; Geng, X.; Eisenstein, J.; Agarwal, R.; Agarwal, A.; Berant, J.; and Kumar, A. 2024. Rewarding progress: Scaling automated process verifiers for llm reasoning. *arXiv preprint arXiv:2410.08146*.
- Snell, C.; Lee, J.; Xu, K.; and Kumar, A. 2024. Scaling llm test-time compute optimally can be more effective than scaling model parameters. *arXiv preprint arXiv:2408.03314*.
- Tian, X.; Zhao, S.; Wang, H.; Chen, S.; Ji, Y.; Peng, Y.; Zhao, H.; and Li, X. 2025. Think Twice: Enhancing LLM Reasoning by Scaling Multi-round Test-time Thinking. *arXiv preprint arXiv:2503.19855*.
- Wan, G.; Wu, Y.; Chen, J.; and Li, S. 2024. Dynamic self-consistency: Leveraging reasoning paths for efficient llm sampling. *arXiv preprint arXiv:2408.17017*.
- Wang, X.; Feng, S.; Li, Y.; Yuan, P.; Zhang, Y.; Tan, C.; Pan, B.; Hu, Y.; and Li, K. 2024. Make every penny count: Difficulty-adaptive self-consistency for cost-efficient reasoning. *arXiv preprint arXiv:2408.13457*.
- Wang, X.; Wei, J.; Schuurmans, D.; Le, Q. V.; Chi, E. H.; Narang, S.; Chowdhery, A.; and Zhou, D. 2023. Self-Consistency Improves Chain of Thought Reasoning in Language Models. In *The Eleventh International Conference on Learning Representations*.
- Wei, J.; Wang, X.; Schuurmans, D.; Bosma, M.; Xia, F.; Chi, E.; Le, Q. V.; Zhou, D.; et al. 2022. Chain-of-thought prompting elicits reasoning in large language models. *Advances in neural information processing systems*, 35: 24824–24837.



Xu, F.; Hao, Q.; Zong, Z.; Wang, J.; Zhang, Y.; Wang, J.; Lan, X.; Gong, J.; Ouyang, T.; Meng, F.; et al. 2025. Towards Large Reasoning Models: A Survey of Reinforced Reasoning with Large Language Models. *arXiv preprint arXiv:2501.09686*.

Yang, A.; Li, A.; Yang, B.; Zhang, B.; Hui, B.; Zheng, B.; Yu, B.; Gao, C.; Huang, C.; Lv, C.; et al. 2025a. Qwen3 technical report. *arXiv preprint arXiv:2505.09388*.

Yang, W.; Ma, S.; Lin, Y.; and Wei, F. 2025b. Towards thinking-optimal scaling of test-time compute for llm reasoning. *arXiv preprint arXiv:2502.18080*.

Yao, S.; Yu, D.; Zhao, J.; Shafran, I.; Griffiths, T.; Cao, Y.; and Narasimhan, K. 2023. Tree of thoughts: Deliberate problem solving with large language models. *Advances in neural information processing systems*, 36: 11809–11822.

Yu, F.; Zhang, H.; Tiwari, P.; and Wang, B. 2024. Natural language reasoning, a survey. *ACM Computing Surveys*, 56(12): 1–39.

Zhang, Q.; Lyu, F.; Sun, Z.; Wang, L.; Zhang, W.; Guo, Z.; Wang, Y.; King, I.; Liu, X.; and Ma, C. 2025a. What, How, Where, and How Well? A Survey on Test-Time Scaling in Large Language Models. *arXiv preprint arXiv:2503.24235*.

Zhang, Z.; Zheng, C.; Wu, Y.; Zhang, B.; Lin, R.; Yu, B.; Liu, D.; Zhou, J.; and Lin, J. 2025b. The Lessons of Developing Process Reward Models in Mathematical Reasoning. *arXiv preprint arXiv:2501.07301*.

## Appendix

### Additional Implementation Details

We additionally compare our OPTSCALE against the following parallel inference-time scaling methods that adopt early-stopping for token efficiency: (1) **Adaptive Self-Consistency (ASC)** (Aggarwal et al. 2023): ASC samples one by one, and stops sampling when the existing sample answers have established a clear majority as judged by a lightweight stopping criterion. (2) **Early-stopping Self-Consistency (ESC)** (Li et al. 2024): ESC divides the large preset sample size into several sequential small windows, and stops sampling when answers within a window are all the same. (3) **Difficulty-Adaptive Self-Consistency (DSC)** (Wang et al. 2024): DSC leverages the difficulty information of batch queries from both prior and posterior perspectives to adaptively allocate inference resources.

To ensure a fair comparison across all methods, we predefine four different token levels for each combination of backbone and dataset benchmark. This approach aligns token consumption and allows us to evaluate accuracy under a fixed token budget. For instance, the four token levels used for Deepseek-R1-Distill-Qwen-7B on the AIME24 dataset benchmark are 50,000, 110,000, 170,000, and 230,000 tokens. The token counts for all methods in this group are set around these values, enabling a fair assessment of accuracy within the same budget constraints.

Since we are comparing OPTSCALE<sup>0</sup> and OPTSCALE<sup>t</sup> with methods specifically designed to minimize token usage, we adopt highly token-efficient hyperparameter settings for both variants. Specifically, both methods use a quality

threshold  $\tau$  of 0.7 for the two AIME datasets, 0.75 for AMC 2023, 0.85 for MATH500, and 0.9 for GSM8K. The confidence level  $\alpha$  is consistently set to 0.1 across all datasets. It is important to note that these hyperparameter settings are not tuned for achieving the highest possible accuracy, but rather to minimize token consumption for a fair comparison with other token-efficient parallel scaling methods. In practice, our approach is designed to optimize token usage given accuracy guarantees, rather than focusing solely on reducing token consumption. We conduct experiments across 6 backbone models and 5 dataset benchmarks, each evaluated at 4 different token levels. This results in a total of 120 distinct setting groups for comparing our methods.

### Full Experimental Results

Figures 6 ~ 11 present the accuracy - token comparisons as we scale up compute using each method during inference-time. Notably, all OPTSCALE implementations along the frontier consistently outperform baselines, delivering higher accuracy with lower computational cost (token consumption). This confirms its ability to maintain scaling optimality across configurations.

The final results of different inference-time scaling methods are presented in Tables 2 ~ 7. We highlight the following key findings: (1) **State-of-the-art Performance (Accuracy and Token Efficiency)**. When using the same backbone across different benchmarks, OPTSCALE consistently achieves state-of-the-art (SOTA) accuracy while drastically reducing inference token consumption. Even though we give OPTSCALE<sup>0</sup> and OPTSCALE<sup>t</sup> extremely limited token budgets, which are even lower than the token consumption of all token-saving algorithms, including ASC, ESC, and DSC, OPTSCALE still significantly outperforms all baselines in accuracy. This demonstrates the effectiveness of OptScale’s token optimization mechanism, which is based on probabilistic guarantees of accuracy. (2) **Robustness to Different Backbones**. The performance of OPTSCALE remains robust and highly efficient across a diverse range of backbone models. For example, on Deepseek-R1-Distill-Qwen-7B, it achieves an average token reduction of 28.9% (OPTSCALE<sup>0</sup>) and 32.7% (OPTSCALE<sup>t</sup>) among all benchmarks. This shows that OPTSCALE has a consistent optimal superiority across different backbones.

These results demonstrate strong capabilities of OPTSCALE to optimize the accuracy-efficiency trade-off across diverse models and benchmarks. The method’s probabilistic foundation enables it to dynamically adjust sampling effort based on query difficulty, delivering SOTA efficiency without compromising solution quality.

### Discussions on Robustness and Generalization

This section presents additional analyses that extend the main paper, with a focus on robustness to sampling correlation, distributional approximation, and verifier variation, as well as generalization to broader evaluation domains.

**Robustness to Sampling Correlation.** Parallel samples can exhibit varying degrees of dependence depending on the decoding temperature. To assess the robustness of

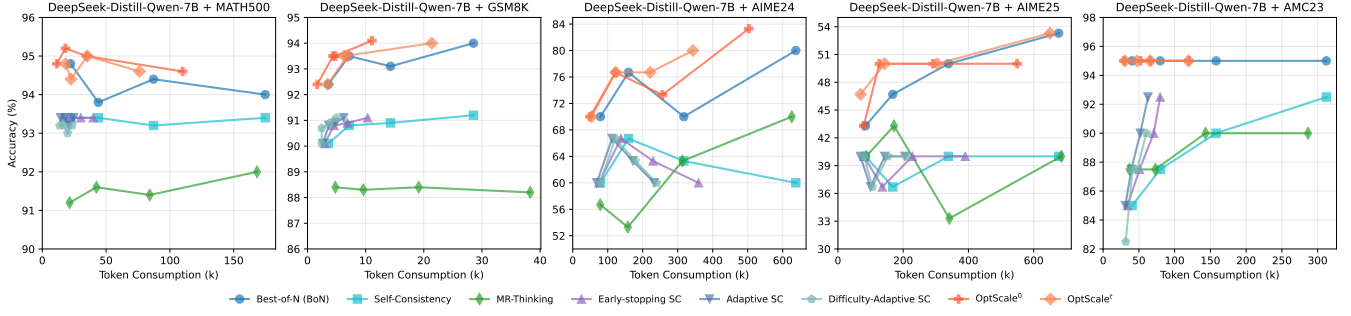


Figure 6: Accuracy-token consumption of different methods when using Deepseek-R1-Distill-Qwen-7B as the backbone model.

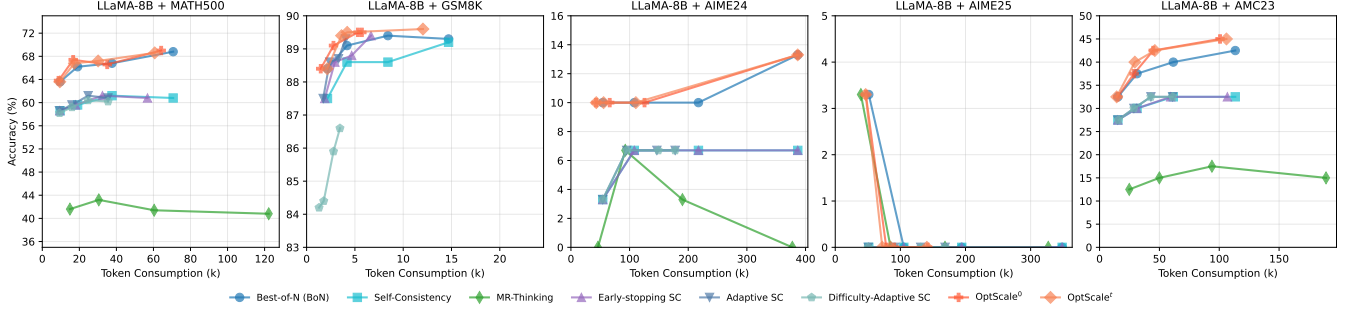


Figure 7: Accuracy-token consumption of different methods when using Llama3.2-8B-Instruct as the backbone model.

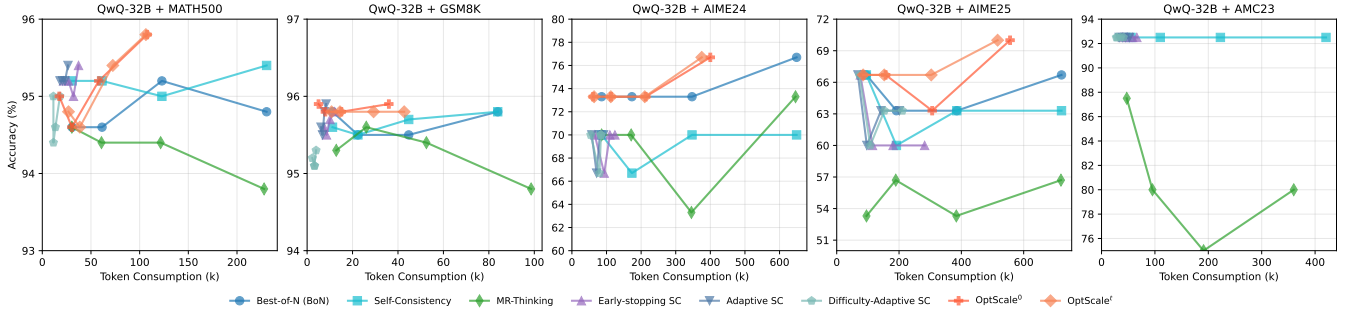


Figure 8: Accuracy-token consumption of different methods when using QwQ-32B as the backbone model.

OPTSCALE under such conditions, we evaluated its performance across a range of sampling temperatures from 0.2 to 1.0, which induce different levels of correlation among generated completions. Table 11 presents results on AIME24 using Deepseek-R1-Distill-Qwen-7B as the backbone model. Under our default setting, OPTSCALE improves accuracy by 1.7% while reducing token usage by 22.0% compared to Best-of-N. When averaged over all temperature settings, the gains are even more significant: 2.5% accuracy improvement and 35.3% token reduction, highlighting the robustness of OPTSCALE under varying degrees of sampling correlation.

**Robustness to Distribution Approximation.** While our method models verifier score distributions using a truncated normal approximation, the theoretical guarantees rely solely on empirical mean and variance. To assess the sensitivity of

our approach to modeling inaccuracies, we selected 30 questions from various datasets where this approximation exhibited the poorest fit. Despite the distributional mismatch, OPTSCALE achieves a 2.5% accuracy gain and a 48.8% reduction in token usage on this challenging subset, demonstrating the algorithm’s robustness even under significant deviations from the assumed distribution.

**Robustness to Different Verifiers.** Our primary experiments use Qwen2.5-Math-PRM-7B as the verifier. To assess the generality of OPTSCALE across different verifiers, we further used Math-Shepherd-Mistral-7B-PRM as the verifier. Table 12 reports the full results for Deepseek-R1-Distill-Qwen-7B across all benchmarks. Across all five benchmarks, OPTSCALE continues to deliver consistent gains, achieving an average of a 0.9% accuracy improvement and 16.4% token reduction. This demonstrates that our

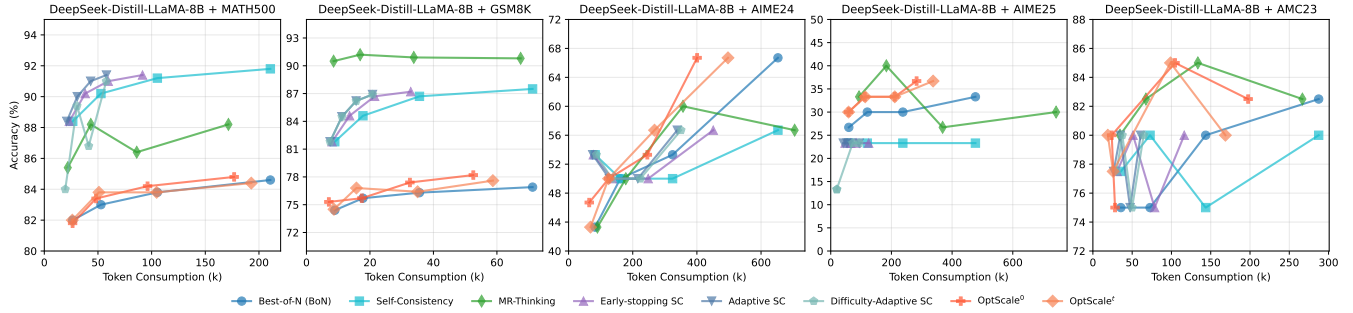


Figure 9: Accuracy-token consumption of different methods when using Deepseek-R1-Distill-Llama-8B as the backbone model.

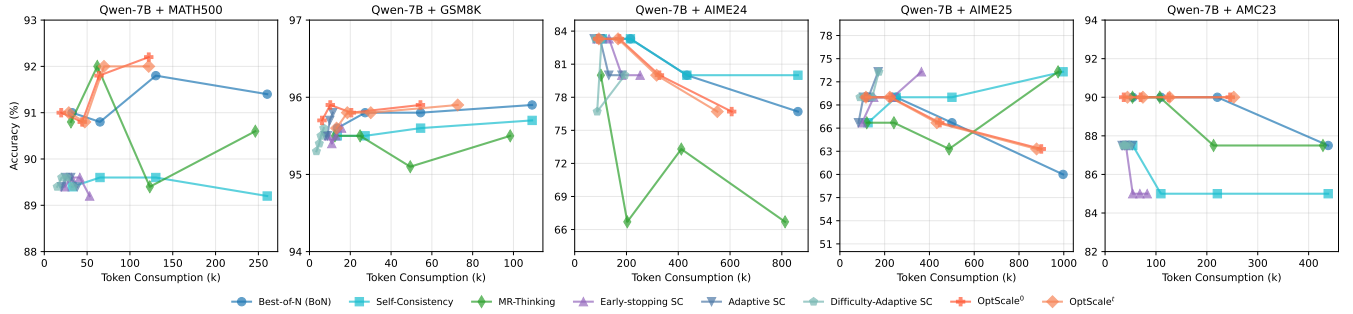


Figure 10: Accuracy-token consumption of different methods when using Qwen-7B as the backbone model.

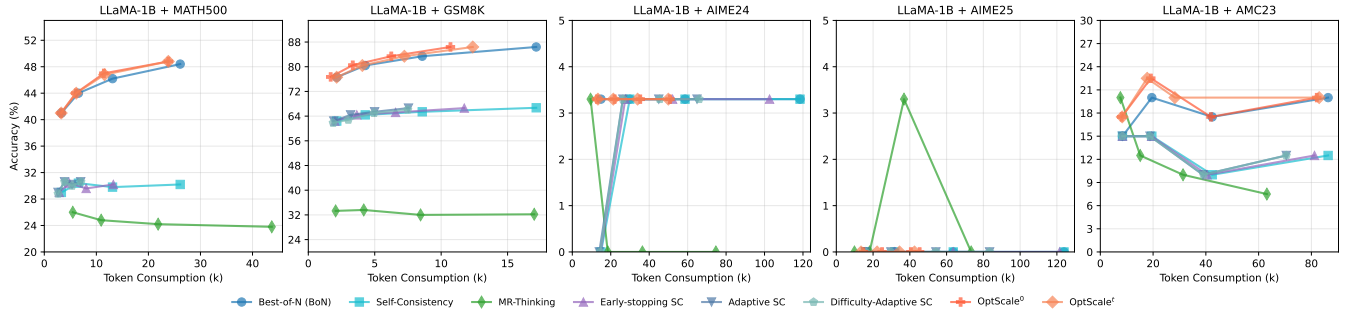


Figure 11: Accuracy-token consumption of different methods when using Llama3.1-1B-Instruct as the backbone model.

OPTSCALE is robust to different verifiers.

**Generalization Beyond Mathematical Reasoning.** To evaluate cross-domain generality, we applied OPTSCALE to GPQA, a challenging question-answering benchmark. Results summarized in 13 show that with Qwen and LLaMA backbones, OPTSCALE achieves **+5.3%** and **+4.6%** accuracy gains, while reducing token usage by **13.6%** and **2.5%**, respectively. These findings indicate that the probabilistic scaling principle underlying OPTSCALE generalizes effectively beyond mathematical reasoning tasks.

### Case Studies

We present some representative cases to demonstrate the advantage of OPTSCALE in terms of both performance and token consumption compared to Best-of-N (BoN), one of the

most representative parallel inference-time scaling methods.

**Case 1** (See Table 14) is a representative of very easy questions. Both BoN and OPTSCALE start with a correct answer in the first round. However, BoN introduces an overwhelmingly additional wasted rounds because of the fixed N required. And the model is distracted by the small number of completions with wrong answers it generates across. Overall, BoN wasted 42 completions as the final selected answer actually comes from Completion 18. In contrast, OPTSCALE has successfully identified that this is a very easy question, and stops reasoning at the 10th Completion, resulting in significant token consumption reduction of 80.13%.

**Case 2** (See Table 15) is a representative of difficult questions. Both BoN and OPTSCALE hit the correct answer for the first time on Completion 4. During the entire process,

Level	Baseline Method	MATH-500		GSM8K		AIME 2024		AIME 2025		AMC 2023	
		Acc.	Toks. (↓)	Acc.	Toks. (↓)	Acc.	Toks. (↓)	Acc.	Toks. (↓)	Acc.	Toks. (↓)
Deepseek-R1-Distill-Qwen-7B											
Level 1	Best-of-N (BoN)	94.6	16557	92.3	3142	66.7	58680	<b>43.3</b>	63346	<b>95.0</b>	30356
	Self-Consistency	93.8	16557	89.7	3142	56.7	58680	36.7	63346	87.5	30356
	MR-Thinking	91.8	15966	88.8	2968	56.7	58240	30.0	64709	92.5	32287
	Early-stopping SC (ESC)	93.2	15679	89.7	2720	56.7	57293	36.7	61767	87.5	31138
	Adaptive SC (ASC)	93.8	15526	90.3	2792	56.7	53714	36.7	63372	85.0	31029
	Difficulty-Adaptive SC (DSC)	93.2	15208	90.4	2969	56.7	62885	36.7	63801	82.5	31541
	OPTSCALE <sup>0</sup>	<b>95.0</b>	14927	<b>93.2</b>	<b>1908</b>	<b>70.0</b>	<b>49505</b>	40.0	<b>58073</b>	92.5	<b>24711</b>
	OPTSCALE <sup>t</sup>	94.6	<b>14474</b>	91.9	2649	<b>70.0</b>	49993	<b>43.3</b>	58632	<b>95.0</b>	28530
Level 2	Best-of-N (BoN)	94.8	19352	92.4	3582	<b>70.0</b>	120032	40.0	116266	<b>95.0</b>	40511
	Self-Consistency	93.2	19352	90.1	3582	56.7	120032	36.7	116266	85.0	40511
	MR-Thinking	91.0	18670	88.9	3568	53.3	118944	<b>50.0</b>	118987	87.5	41434
	Early-stopping SC (ESC)	93.6	17547	90.4	3422	63.3	115299	36.7	110510	85.0	41540
	Adaptive SC (ASC)	93.6	17207	90.9	3330	66.7	112390	36.7	112243	87.5	40378
	Difficulty-Adaptive SC (DSC)	93.2	17095	90.7	3447	63.3	111681	40.0	112765	87.5	41095
	OPTSCALE <sup>0</sup>	<b>95.0</b>	16924	<b>93.2</b>	<b>1908</b>	<b>70.0</b>	107003	43.3	<b>106495</b>	92.5	<b>24711</b>
	OPTSCALE <sup>t</sup>	94.8	<b>16427</b>	92.3	3074	<b>70.0</b>	<b>99734</b>	46.7	106571	<b>95.0</b>	39633
Level 3	Best-of-N (BoN)	94.8	22135	92.6	4022	<b>73.3</b>	170348	<b>46.7</b>	168080	<b>95.0</b>	50597
	Self-Consistency	93.4	22135	90.3	4022	63.3	170348	36.7	168080	85.0	50597
	MR-Thinking	91.2	21396	88.5	4185	60.0	177489	30.0	161489	90.0	54303
	Early-stopping SC (ESC)	93.4	20560	90.9	4004	63.3	173184	40.0	165704	87.5	51009
	Adaptive SC (ASC)	93.2	20105	91.0	4024	63.3	172043	40.0	160147	90.0	50606
	Difficulty-Adaptive SC (DSC)	93.2	20016	90.8	4668	63.3	173404	40.0	162381	90.0	51690
	OPTSCALE <sup>0</sup>	<b>95.2</b>	<b>18170</b>	<b>93.2</b>	<b>1908</b>	70.0	107003	43.3	<b>154222</b>	92.5	<b>24711</b>
	OPTSCALE <sup>t</sup>	94.8	19930	92.6	3909	70.0	<b>99734</b>	<b>46.7</b>	155590	<b>95.0</b>	41812
Level 4	Best-of-N (BoN)	94.8	24836	93.1	5353	<b>73.3</b>	231270	<b>46.7</b>	200530	<b>95.0</b>	60655
	Self-Consistency	93.6	24836	90.4	5353	63.3	231270	36.7	200530	85.0	60655
	MR-Thinking	91.2	24045	88.4	5380	60.0	235263	36.7	204021	87.5	63660
	Early-stopping SC (ESC)	93.4	23145	90.9	5052	63.3	234303	40.0	201347	90.0	60255
	Adaptive SC (ASC)	93.4	23076	90.8	5021	60.0	231145	40.0	200614	92.5	60015
	Difficulty-Adaptive SC (DSC)	93.2	23002	90.8	5026	60.0	232995	40.0	211646	92.5	61433
	OPTSCALE <sup>0</sup>	<b>95.2</b>	<b>18170</b>	<b>93.2</b>	<b>1908</b>	70.0	107003	43.3	160260	92.5	<b>24711</b>
	OPTSCALE <sup>t</sup>	94.6	21525	92.9	4748	70.0	<b>99734</b>	<b>46.7</b>	<b>155590</b>	<b>95.0</b>	41812

Table 2: Comparison of different inference-time scaling methods on Deepseek-R1-Distill-Qwen-7B across various reasoning benchmarks. “Level” denotes the token consumption level, “Acc.” denotes accuracy (%), “Toks.” indicate the total number of inference tokens.

lots of different answers are generated, of course, among which only 1 answer is correct. OPTSCALE successfully recognizes the proper level of difficulty for this question and stops reasoning at Completion 22 through the dynamic adjustment mechanism. However, BoN introduces additional rounds because of its nature of generating a fixed number of rounds for each question, the model seems to be confused by various wrong answers generated during the excess sampled generations. Eventually, such confusion results in BoN choosing the wrong answer in the end. OPTSCALE achieves a significant reduction of token consumption of 65.14% while better utilizing this scaled compute for achieving the final correctness for this question.

**Case 3** (See Table 16) is a representative of questions with middle-level difficulty, typically on the secondary school Mathematics Competition level. Both BoN and OPTSCALE

hit the correct answer at Completion 1. Most of the time, the model could generate the correct answer with minor wrong answer distractions. However, BoN introduces an additional round, making it waste all the generations from Completion 14 to Completion 60 as no higher score is assigned (the final generation BoN chooses is at Completion 13). OPTSCALE terminates on Completion 19, significantly reducing token consumption by 69.47% by correctly evaluating how much inference-time compute to allocate for this question. Both methods answer this question correctly in the end.

**Case 4** (See Table 17) is another representative of a difficult question. Both BoN and OPTSCALE hit the correct answer at Completion 3 for the first time. Similar to Case 2, some of the generated answers are wrong across the different sampled completions. BoN introduces additional completions, which creates confusion for itself as more wrong

Level	Baseline Method	MATH-500		GSM8K		AIME 2024		AIME 2025		AMC 2023	
		Acc.	Toks. (↓)	Acc.	Toks. (↓)	Acc.	Toks. (↓)	Acc.	Toks. (↓)	Acc.	Toks. (↓)
Llama3.1-8B-Instruct											
Level 1	Best-of-N (BoN)	63.6	9609	88.0	1892	10.0	54212	3.3	51510	32.5	15321
	Self-Consistency	58.6	9609	87.2	1892	3.3	54212	0.0	51510	27.5	15321
	MR-Thinking	40.8	11047	63.3	2092	3.3	60115	0.0	53518	20.0	16778
	Early-stopping SC (ESC)	58.6	9449	87.5	1878	3.3	54212	0.0	51510	27.5	15292
	Adaptive SC (ASC)	58.6	9245	87.6	1833	3.3	54212	0.0	50586	27.5	15234
	Difficulty-Adaptive SC (DSC)	58.2	9321	87.6	1837	3.3	54212	0.0	50586	27.5	15831
	OPTSCALE <sup>0</sup>	62.4	8760	88.0	1177	6.7	51499	3.3	49981	22.5	14794
	OPTSCALE <sup>t</sup>	63.0	8134	87.5	1628	10.0	53896	3.3	49603	32.5	14655
Level 2	Best-of-N (BoN)	66.2	16602	88.3	2427	10.0	92920	0.0	94592	35.0	29034
	Self-Consistency	60.2	16602	87.6	2427	6.7	92920	0.0	94592	30.0	29034
	MR-Thinking	40.4	17046	62.1	2471	6.7	92594	0.0	91647	10.0	28715
	Early-stopping SC (ESC)	59.0	16798	88.4	2439	6.7	92920	0.0	94592	30.0	28855
	Adaptive SC (ASC)	60.0	16716	88.4	2444	6.7	95051	0.0	91174	30.0	28698
	Difficulty-Adaptive SC (DSC)	59.2	16009	88.4	2455	6.7	95051	0.0	91174	30.0	28122
	OPTSCALE <sup>0</sup>	62.4	8760	88.0	1177	6.7	83189	0.0	89018	22.5	23052
	OPTSCALE <sup>t</sup>	63.8	10494	88.3	2398	10.0	70345	0.0	84000	27.5	27464
Level 3	Best-of-N (BoN)	66.2	25200	88.6	2904	10.0	141501	0.0	131351	40.0	41570
	Self-Consistency	61.2	25200	88.9	2904	6.7	141501	0.0	131351	27.5	41570
	MR-Thinking	40.8	24781	63.5	3144	0.0	148153	3.3	130290	22.5	42513
	Early-stopping SC (ESC)	61.8	24501	88.6	2928	6.7	141501	0.0	131351	27.5	40889
	Adaptive SC (ASC)	61.2	24188	88.7	2917	6.7	142630	0.0	131323	30.0	40783
	Difficulty-Adaptive SC (DSC)	60.6	24222	88.6	3069	6.7	142630	0.0	131323	30.0	40575
	OPTSCALE <sup>0</sup>	62.4	8760	88.0	1177	6.7	83189	0.0	94514	22.5	23052
	OPTSCALE <sup>t</sup>	63.8	10494	88.3	2398	10.0	70345	0.0	84000	27.5	29653
Level 4	Best-of-N (BoN)	66.6	35264	89.0	3670	10.0	176183	0.0	164505	40.0	60174
	Self-Consistency	61.0	35264	88.6	3670	6.7	176183	0.0	164505	30.0	60174
	MR-Thinking	40.0	36256	60.7	3524	0.0	179415	0.0	163915	12.5	63077
	Early-stopping SC (ESC)	61.2	35128	88.4	3461	6.7	176183	0.0	164505	32.5	60824
	Adaptive SC (ASC)	61.0	35180	88.8	3432	3.3	175174	0.0	160075	32.5	60508
	Difficulty-Adaptive SC (DSC)	60.4	35231	88.1	3448	3.3	175174	0.0	160075	32.5	61202
	OPTSCALE <sup>0</sup>	62.4	8760	88.0	1177	6.7	83189	0.0	94514	22.5	23052
	OPTSCALE <sup>t</sup>	63.8	10494	88.3	2398	10.0	70345	0.0	84000	27.5	29653

Table 3: Comparison of different inference-time scaling methods on Llama3.1-8B-Instruct across various reasoning benchmarks. “Level” denotes the token consumption level, “Acc.” denotes accuracy (%), “Toks.” indicate the total number of inference tokens.

answers come in during the later phase of sampled generations. Such confusion eventually causes BoN to select the wrong answer. OPTSCALE decides when to terminate on Completion 14 appropriately, reducing token consumption by 76.07% and obtaining the correct final answer.

**Case 5** (See Table 18) is a representative of questions of upper-middle level difficulty. Both BoN and OPTSCALE hit the correct answer at Completion 2 for the first time. The majority of the answers are correct. BoN introduces additional completions to answer this question correctly, while OPTSCALE successfully evaluates this question and decides to terminate on Completion 6. This proves to be clever, as the final chosen Completion is also Completion 6, achieving completely no waste on inference-time compute scaling. This helps OPTSCALE significantly reduce token consumption by 90.04% and obtain the correct final answer.

Level	Baseline Method	MATH-500		GSM8K		AIME 2024		AIME 2025		AMC 2023	
		Acc.	Toks. (↓)	Acc.	Toks. (↓)	Acc.	Toks. (↓)	Acc.	Toks. (↓)	Acc.	Toks. (↓)
Qwen/QwQ-32B											
Level 1	Best-of-N (BoN)	95.0	15204	95.3	2800	70.0	64564	70.0	83231	92.5	34171
	Self-Consistency	95.2	15204	94.8	2800	70.0	64564	60.0	83231	92.5	34171
	MR-Thinking	94.8	15185	95.3	2889	73.3	63782	56.7	83252	80.0	35249
	Early-stopping SC (ESC)	95.2	15204	94.8	2800	66.7	62102	63.3	81550	92.5	34171
	Adaptive SC (ASC)	95.2	15204	94.8	2800	66.7	60047	63.3	82850	92.5	33854
	Difficulty-Adaptive SC (DSC)	95.2	15204	94.8	2800	66.7	60055	63.3	81482	92.5	33926
	OPTSCALE <sup>0</sup>	94.8	11459	94.8	1412	73.3	56453	70.0	76131	92.5	33074
	OPTSCALE <sup>t</sup>	94.8	11459	94.8	1412	73.3	58638	70.0	75281	95.0	33076
Level 2	Best-of-N (BoN)	95.0	15204	95.3	2800	73.3	75359	66.7	131275	95.0	40608
	Self-Consistency	95.2	15204	94.8	2800	66.7	75359	60.0	131275	92.5	40608
	MR-Thinking	94.8	15185	95.3	2889	60.0	75185	63.3	131330	80.0	41301
	Early-stopping SC (ESC)	95.2	15204	94.8	2800	66.7	70176	56.7	122917	92.5	37442
	Adaptive SC (ASC)	95.2	15204	94.8	2800	66.7	70407	63.3	120413	92.5	36030
	Difficulty-Adaptive SC (DSC)	95.2	15204	94.8	2800	66.7	77270	60.0	120920	92.5	36794
	OPTSCALE <sup>0</sup>	95.4	13994	94.8	1412	76.7	66564	66.7	113438	92.5	34979
	OPTSCALE <sup>t</sup>	94.8	11459	94.8	1412	76.7	69738	66.7	111539	95.0	33076
Level 3	Best-of-N (BoN)	95.0	19074	95.5	4184	73.3	85853	63.3	167636	95.0	40608
	Self-Consistency	94.8	19074	95.7	4184	70.0	85853	63.3	167636	92.5	40608
	MR-Thinking	94.0	19013	95.5	4549	70.0	85864	63.3	165932	80.0	41301
	Early-stopping SC (ESC)	94.8	19074	95.7	4184	66.7	81401	56.7	160581	92.5	39228
	Adaptive SC (ASC)	94.8	16001	95.7	4184	70.0	80512	60.0	161016	92.5	38324
	Difficulty-Adaptive SC (DSC)	94.8	16495	95.7	4184	70.0	81798	63.3	161049	92.5	38186
	OPTSCALE <sup>0</sup>	95.2	15209	95.4	2713	76.7	76638	63.3	158828	92.5	37251
	OPTSCALE <sup>t</sup>	95.0	14636	95.3	2800	76.7	79813	66.7	153375	95.0	37104
Level 4	Best-of-N (BoN)	95.0	19074	95.5	4184	73.3	85853	63.3	203712	95.0	40608
	Self-Consistency	94.8	19074	95.7	4184	70.0	85853	60.0	203712	92.5	40608
	MR-Thinking	94.0	19013	95.5	4549	70.0	85864	53.3	201341	80.0	41301
	Early-stopping SC (ESC)	94.8	19074	95.7	4184	66.7	85082	60.0	203264	92.5	40642
	Adaptive SC (ASC)	95.2	18165	95.7	4184	70.0	84320	63.3	201114	92.5	40124
	Difficulty-Adaptive SC (DSC)	95.0	18477	95.7	4184	70.0	91185	63.3	200369	92.5	40154
	OPTSCALE <sup>0</sup>	95.0	17469	95.4	2713	73.3	81913	63.3	195085	92.5	39471
	OPTSCALE <sup>t</sup>	95.2	17831	95.3	2800	76.7	79813	70.0	199249	95.0	37104

Table 4: Comparison of different inference-time scaling methods on QwQ-32B across various reasoning benchmarks. “Level” denotes the token consumption level, “Acc.” denotes accuracy (%), “Toks.” indicate the total number of inference tokens.



Level	Baseline Method	MATH-500		GSM8K		AIME 2024		AIME 2025		AMC 2023	
		Acc.	Toks. (↓)	Acc.	Toks. (↓)	Acc.	Toks. (↓)	Acc.	Toks. (↓)	Acc.	Toks. (↓)
Deepseek-R1-Distill-Llama-8B											
Level 1	Best-of-N (BoN)	82.0	26497	74.8	7820	43.3	82784	30.0	52161	75.0	35598
	Self-Consistency	88.4	26497	82.1	7820	<b>53.3</b>	82784	23.3	52161	77.5	35598
	MR-Thinking	87.4	27355	<b>91.1</b>	7501	46.7	77994	<b>36.7</b>	47399	80.0	34500
	Early-stopping SC (ESC)	88.8	25668	81.8	8072	<b>53.3</b>	77010	23.3	47092	80.0	36737
	Adaptive SC (ASC)	<b>89.4</b>	26123	81.8	7427	<b>53.3</b>	75140	26.7	45364	80.0	34899
	Difficulty-Adaptive SC (DSC)	88.6	27328	81.8	7437	<b>53.3</b>	86706	26.7	48102	77.5	34325
	OPTSCALE <sup>0</sup>	80.4	<b>16742</b>	74.7	<b>4808</b>	46.7	74160	23.3	<b>42207</b>	92.5	<b>33074</b>
	OPTSCALE <sup>t</sup>	81.0	23163	74.8	6569	43.3	<b>73513</b>	23.3	42671	<b>95.0</b>	33076
Level 2	Best-of-N (BoN)	82.4	33329	75.0	11183	43.3	131376	26.7	59548	72.5	40194
	Self-Consistency	89.2	33329	83.5	11183	<b>53.3</b>	131376	23.3	59548	82.5	40194
	MR-Thinking	88.0	30016	<b>90.9</b>	11668	<b>53.3</b>	133804	<b>33.3</b>	58831	77.5	42637
	Early-stopping SC (ESC)	89.4	31237	84.2	11711	50.0	136123	26.7	56115	77.5	41591
	Adaptive SC (ASC)	<b>90.0</b>	30707	84.5	11155	50.0	132653	23.3	55777	80.0	40419
	Difficulty-Adaptive SC (DSC)	89.4	30491	84.5	11183	46.7	131963	20.0	55383	80.0	40411
	OPTSCALE <sup>0</sup>	80.4	<b>16742</b>	74.7	<b>4808</b>	43.3	<b>112742</b>	23.3	<b>51987</b>	92.5	39471
	OPTSCALE <sup>t</sup>	80.8	25751	75.1	10755	40.0	113596	23.3	54625	<b>95.0</b>	<b>37104</b>
Level 3	Best-of-N (BoN)	83.6	42903	75.5	15604	46.7	224361	26.7	75205	72.5	53737
	Self-Consistency	89.4	42903	84.0	15604	50.0	224361	26.7	75205	77.5	53737
	MR-Thinking	86.2	40652	<b>90.7</b>	15879	<b>66.7</b>	223722	<b>33.3</b>	81503	77.5	50870
	Early-stopping SC (ESC)	89.8	41367	85.7	15283	50.0	221395	23.3	70507	80.0	51119
	Adaptive SC (ASC)	<b>91.0</b>	40090	86.0	15202	46.7	220680	26.7	70354	75.0	50420
	Difficulty-Adaptive SC (DSC)	90.2	41285	86.2	15673	46.7	221978	20.0	72401	75.0	50423
	OPTSCALE <sup>0</sup>	80.4	<b>16742</b>	74.7	<b>4808</b>	43.3	<b>112742</b>	23.3	<b>67524</b>	<b>95.0</b>	48249
	OPTSCALE <sup>t</sup>	80.8	25751	75.3	11815	40.0	113596	23.3	69404	<b>95.0</b>	<b>47791</b>
Level 4	Best-of-N (BoN)	83.0	56133	76.3	21094	53.3	335404	26.7	90655	75.0	63179
	Self-Consistency	90.0	56133	85.7	21094	46.7	335404	23.3	90655	80.0	63179
	MR-Thinking	85.6	56777	<b>90.3</b>	20096	<b>63.3</b>	333869	<b>33.3</b>	93307	90.0	63294
	Early-stopping SC (ESC)	90.6	56173	86.7	20161	53.3	331027	26.7	91343	80.0	61799
	Adaptive SC (ASC)	<b>91.0</b>	55280	86.7	20043	56.7	331362	23.3	90138	80.0	60084
	Difficulty-Adaptive SC (DSC)	89.2	55094	86.7	20063	53.3	332892	23.3	90965	77.5	60154
	OPTSCALE <sup>0</sup>	80.4	<b>16742</b>	74.7	<b>4808</b>	43.3	<b>112742</b>	23.3	84280	95.0	<b>57707</b>
	OPTSCALE <sup>t</sup>	80.8	25751	75.3	11815	40.0	113596	23.3	<b>75228</b>	<b>97.5</b>	57761

Table 5: Comparison of different inference-time scaling methods on Deepseek-R1-Distill-Llama-8B across various reasoning benchmarks. “Level” denotes the token consumption level, “Acc.” denotes accuracy (%), “Toks.” indicate the total number of inference tokens.

Level	Baseline Method	MATH-500		GSM8K		AIME 2024		AIME 2025		AMC 2023	
		Acc.	Toks. (↓)	Acc.	Toks. (↓)	Acc.	Toks. (↓)	Acc.	Toks. (↓)	Acc.	Toks. (↓)
Qwen3-8B											
Level 1	Best-of-N (BoN)	90.4	24433	95.6	6840	<b>83.3</b>	79251	<b>70.0</b>	92928	<b>90.0</b>	41049
	Self-Consistency	89.4	24433	95.4	6840	<b>83.3</b>	79251	66.7	92928	87.5	41049
	MR-Thinking	88.0	23379	95.2	6287	70.0	75734	56.7	104859	87.5	40374
	Early-stopping SC (ESC)	89.4	23860	95.4	6840	80.0	79403	<b>70.0</b>	91846	87.5	36439
	Adaptive SC (ASC)	90.6	23455	95.4	6840	<b>83.3</b>	75299	<b>70.0</b>	92068	87.5	36762
	Difficulty-Adaptive SC (DSC)	89.8	23363	95.4	6840	<b>83.3</b>	75887	<b>70.0</b>	109443	87.5	37677
	OPTSCALE <sup>0</sup>	<b>91.0</b>	22587	<b>95.8</b>	<b>5107</b>	<b>83.3</b>	<b>69691</b>	<b>70.0</b>	<b>87742</b>	<b>90.0</b>	<b>33496</b>
	OPTSCALE <sup>t</sup>	90.4	<b>22339</b>	<b>95.8</b>	<b>5107</b>	<b>83.3</b>	72436	<b>70.0</b>	88045	<b>90.0</b>	35678
Level 2	Best-of-N (BoN)	90.2	28526	95.6	6840	<b>83.3</b>	79251	<b>70.0</b>	125791	<b>90.0</b>	41049
	Self-Consistency	89.6	28526	95.4	6840	<b>83.3</b>	79251	66.7	125791	87.5	41049
	MR-Thinking	90.2	27267	95.2	6287	73.3	88220	66.7	120220	87.5	40374
	Early-stopping SC (ESC)	<b>90.6</b>	27162	95.4	6840	80.0	79403	<b>70.0</b>	125849	87.5	38645
	Adaptive SC (ASC)	90.2	27262	95.4	6840	80.0	79310	<b>70.0</b>	120981	87.5	37730
	Difficulty-Adaptive SC (DSC)	89.6	27412	95.4	6840	<b>83.3</b>	79864	<b>70.0</b>	120556	87.5	37677
	OPTSCALE <sup>0</sup>	90.4	26658	95.5	5599	<b>83.3</b>	<b>69691</b>	<b>70.0</b>	<b>116109</b>	<b>90.0</b>	36618
	OPTSCALE <sup>t</sup>	90.2	<b>25548</b>	<b>95.8</b>	<b>5107</b>	<b>83.3</b>	72436	<b>70.0</b>	116413	<b>90.0</b>	<b>35678</b>
Level 3	Best-of-N (BoN)	<b>91.0</b>	32553	95.6	6840	<b>83.3</b>	93305	63.3	156827	<b>90.0</b>	41049
	Self-Consistency	89.4	32553	95.4	6840	80.0	93305	70.0	156827	87.5	41049
	MR-Thinking	90.8	31136	95.3	7841	73.3	88220	60.0	150608	87.5	40374
	Early-stopping SC (ESC)	89.6	31656	95.4	6840	<b>83.3</b>	86308	70.0	151447	87.5	40944
	Adaptive SC (ASC)	89.6	31120	95.4	6840	80.0	83648	<b>73.3</b>	150814	87.5	39212
	Difficulty-Adaptive SC (DSC)	89.4	31294	95.4	6840	80.0	90409	70.0	150326	87.5	40296
	OPTSCALE <sup>0</sup>	90.6	30648	95.7	6278	<b>83.3</b>	<b>69691</b>	63.3	142239	<b>90.0</b>	36618
	OPTSCALE <sup>t</sup>	<b>91.0</b>	<b>28613</b>	<b>95.8</b>	<b>5107</b>	<b>83.3</b>	72436	63.3	<b>141162</b>	<b>90.0</b>	<b>35678</b>
Level 4	Best-of-N (BoN)	<b>91.4</b>	36604	95.5	8536	<b>83.3</b>	93305	63.3	172401	<b>90.0</b>	41049
	Self-Consistency	90.2	36604	95.3	8536	80.0	93305	70.0	172401	87.5	41049
	MR-Thinking	90.2	34989	95.3	7841	73.3	88220	66.7	181618	87.5	40374
	Early-stopping SC (ESC)	90.0	34783	95.3	8536	<b>83.3</b>	86308	<b>73.3</b>	174376	87.5	40944
	Adaptive SC (ASC)	89.4	34024	95.3	7079	80.0	86519	<b>73.3</b>	170936	87.5	40074
	Difficulty-Adaptive SC (DSC)	89.4	34037	95.6	7008	80.0	90409	<b>73.3</b>	173205	87.5	40296
	OPTSCALE <sup>0</sup>	90.6	33274	<b>95.7</b>	<b>6278</b>	<b>83.3</b>	<b>80071</b>	63.3	168077	<b>90.0</b>	<b>39763</b>
	OPTSCALE <sup>t</sup>	<b>91.4</b>	<b>31590</b>	95.6	6773	<b>83.3</b>	83455	63.3	<b>163166</b>	<b>90.0</b>	39939

Table 6: Comparison of different inference-time scaling methods on Qwen3-8B across various reasoning benchmarks. “Level” denotes the token consumption level, “Acc.” denotes accuracy (%), “Toks.” indicate the total number of inference tokens.

Level	Baseline Method	MATH-500		GSM8K		AIME 2024		AIME 2025		AMC 2023	
		Acc.	Toks. (↓)	Acc.	Toks. (↓)	Acc.	Toks. (↓)	Acc.	Toks. (↓)	Acc.	Toks. (↓)
Llama3.2-1B-Instruct											
Level 1	Best-of-N (BoN)	41.0	3280	76.6	2143	3.3	14916	0.0	15849	15.0	8396
	Self-Consistency	29.0	3280	62.4	2143	0.0	14916	0.0	15849	15.0	8396
	MR-Thinking	24.2	3440	33.3	2058	3.3	15274	0.0	15025	12.5	8616
	Early-stopping SC (ESC)	28.4	3145	62.4	2004	0.0	14703	0.0	15849	15.0	8379
	Adaptive SC (ASC)	28.6	3011	63.5	2102	0.0	14034	0.0	15849	15.0	8347
	Difficulty-Adaptive SC (DSC)	28.6	3037	63.0	2084	0.0	14542	0.0	15849	15.0	8347
	OPTSCALE <sup>0</sup>	40.4	2841	94.8	1412	3.3	12845	0.0	14710	17.5	8099
OPTSCALE <sup>t</sup>	40.2	2846	94.8	1412	3.3	13334	0.0	14984	17.5	8290	
Level 2	Best-of-N (BoN)	41.8	4096	78.8	3213	3.3	26678	0.0	30274	20.0	19528
	Self-Consistency	28.6	4096	64.4	3213	3.3	26678	0.0	30274	15.0	19528
	MR-Thinking	24.2	4110	33.2	3107	0.0	26362	0.0	31136	12.5	19079
	Early-stopping SC (ESC)	29.4	4127	64.4	3048	3.3	26430	0.0	30274	15.0	19429
	Adaptive SC (ASC)	30.6	4017	64.3	3040	3.3	26301	0.0	31638	15.0	20333
	Difficulty-Adaptive SC (DSC)	29.8	4030	63.8	3014	3.3	26301	0.0	31638	15.0	20660
	OPTSCALE <sup>0</sup>	41.2	3132	95.4	2713	3.3	24939	0.0	29747	17.5	18671
OPTSCALE <sup>t</sup>	42.0	3648	95.3	2800	3.3	25934	0.0	29636	15.0	18044	
Level 3	Best-of-N (BoN)	43.2	5328	81.0	5089	3.3	45368	0.0	54746	17.5	39611
	Self-Consistency	29.4	5328	64.6	5089	3.3	45368	0.0	54746	12.5	39611
	MR-Thinking	26.0	5475	31.5	5243	3.3	45543	0.0	54957	5.0	39217
	Early-stopping SC (ESC)	30.4	5036	65.2	5148	3.3	45794	0.0	54746	10.0	39597
	Adaptive SC (ASC)	31.0	5039	65.0	5088	3.3	46490	0.0	54170	10.0	39801
	Difficulty-Adaptive SC (DSC)	30.6	5132	64.5	5049	3.3	45030	0.0	54170	10.0	39123
	OPTSCALE <sup>0</sup>	41.2	3132	95.5	4011	3.3	30932	0.0	32000	17.5	24216
OPTSCALE <sup>t</sup>	42.0	3648	95.5	4184	3.3	27839	0.0	29636	15.0	26480	
Level 4	Best-of-N (BoN)	44.4	6967	82.6	7241	3.3	64646	0.0	74229	20.0	60744
	Self-Consistency	30.4	6967	65.0	7241	3.3	64646	0.0	74229	12.5	60744
	MR-Thinking	23.2	6896	32.9	7126	0.0	64960	0.0	73375	10.0	60093
	Early-stopping SC (ESC)	30.8	6898	65.2	7078	3.3	65706	0.0	74229	12.5	60005
	Adaptive SC (ASC)	30.6	6818	66.1	7049	3.3	64284	0.0	73470	12.5	60859
	Difficulty-Adaptive SC (DSC)	30.4	6818	65.9	7046	3.3	64459	0.0	73470	12.5	60859
	OPTSCALE <sup>0</sup>	41.2	3132	95.7	6618	3.3	30932	0.0	32000	17.5	24216
OPTSCALE <sup>t</sup>	42.0	3648	95.6	6960	3.3	27839	0.0	29636	15.0	26480	

Table 7: Comparison of different inference-time scaling methods on Llama3.2-1B-Instruct across various reasoning benchmarks. “Level” denotes the token consumption level, “Acc.” denotes accuracy (%), “Toks.” indicate the total number of inference tokens.

Baseline Method	MATH-500		GSM8K		AIME 2024		AIME 2025		AMC 2023	
	Acc.	Toks. ( $\downarrow$ )	Acc.	Toks. ( $\downarrow$ )	Acc.	Toks. ( $\downarrow$ )	Acc.	Toks. ( $\downarrow$ )	Acc.	Toks. ( $\downarrow$ )
<b>Deepseek-R1-Distill-Qwen-7B</b>										
Best-of-N (BoN) ( $N = 8$ )	<b>94.8</b>	22135	<b>92.4</b>	3582	<b>70.0</b>	79367	43.3	84342	<b>95.0</b>	40511
Self-Consistency ( $N = 8$ )	93.4	22135	90.1	3582	60.0	79367	40.0	84342	85.0	40511
MR-Thinking ( $N = 8$ )	91.2	21396	88.4	4792	56.7	78432	40.0	86568	87.5	36780
OPTSCALE <sup>0</sup> ( $N = 8$ )	<b>94.8</b>	<b>11354</b>	<b>92.4</b>	<b>1687</b>	<b>70.0</b>	<b>49505</b>	43.3	78803	<b>95.0</b>	<b>29288</b>
OPTSCALE <sup>t</sup> ( $N = 8$ )	<b>94.8</b>	18236	<b>92.4</b>	3492	<b>70.0</b>	53855	<b>46.7</b>	<b>69661</b>	<b>95.0</b>	30671
Best-of-N (BoN) ( $N = 16$ )	93.8	43909	<b>93.5</b>	7160	<b>76.7</b>	159479	46.7	168080	<b>95.0</b>	79881
Self-Consistency ( $N = 16$ )	93.4	43909	90.8	7160	66.7	159479	36.7	168080	87.5	79881
MR-Thinking ( $N = 16$ )	91.6	42422	88.3	9615	53.3	157507	43.3	171853	87.5	72877
OPTSCALE <sup>0</sup> ( $N = 16$ )	<b>95.2</b>	<b>18123</b>	<b>93.5</b>	<b>4372</b>	<b>76.7</b>	<b>122001</b>	<b>50.0</b>	<b>126874</b>	<b>95.0</b>	52310
OPTSCALE <sup>t</sup> ( $N = 16$ )	94.4	22487	<b>93.5</b>	6860	<b>76.7</b>	122896	<b>50.0</b>	143181	<b>95.0</b>	<b>47061</b>
Best-of-N (BoN) ( $N = 32$ )	94.4	87160	93.1	14270	70.0	317453	<b>50.0</b>	338555	<b>95.0</b>	157962
Self-Consistency ( $N = 32$ )	93.2	87160	90.9	14270	63.3	317453	40.0	338555	90.0	157962
MR-Thinking ( $N = 32$ )	91.4	84234	88.4	19135	63.3	313463	33.3	341517	90.0	143178
OPTSCALE <sup>0</sup> ( $N = 32$ )	<b>95.0</b>	<b>34732</b>	<b>93.5</b>	<b>4757</b>	73.3	256177	<b>50.0</b>	<b>291402</b>	<b>95.0</b>	66086
OPTSCALE <sup>t</sup> ( $N = 32$ )	<b>95.0</b>	35317	<b>93.5</b>	6337	<b>76.7</b>	<b>221290</b>	<b>50.0</b>	304676	<b>95.0</b>	<b>65792</b>
Best-of-N (BoN) ( $N = 64$ )	94.0	174693	94.0	28547	80.0	637293	<b>53.3</b>	676533	<b>95.0</b>	312241
Self-Consistency ( $N = 64$ )	93.4	174693	91.2	28547	60.0	637293	40.0	676533	92.5	312241
MR-Thinking ( $N = 64$ )	92.0	168331	88.2	38305	70.0	625850	40.0	684446	90.0	286639
OPTSCALE <sup>0</sup> ( $N = 64$ )	<b>94.6</b>	110001	<b>94.1</b>	<b>11086</b>	<b>83.3</b>	503002	50.0	<b>549344</b>	<b>95.0</b>	119777
OPTSCALE <sup>t</sup> ( $N = 64$ )	<b>94.6</b>	<b>76284</b>	94.0	21386	80.0	<b>343491</b>	<b>53.3</b>	649900	<b>95.0</b>	<b>119282</b>
<b>Llama-3.1-8B-Instruct</b>										
Best-of-N (BoN) ( $N = 8$ )	63.6	9609	<b>88.4</b>	2160	<b>10.0</b>	54212	<b>3.3</b>	51510	<b>32.5</b>	15321
Self-Consistency ( $N = 8$ )	58.6	9609	87.5	2160	3.3	54212	0.0	51510	27.5	15321
MR-Thinking ( $N = 8$ )	41.6	14918	61.6	2812	0.0	46037	<b>3.3</b>	<b>39374</b>	12.5	24814
OPTSCALE <sup>0</sup> ( $N = 8$ )	<b>63.8</b>	<b>8756</b>	<b>88.4</b>	<b>1462</b>	<b>10.0</b>	<b>42859</b>	<b>3.3</b>	46970	<b>32.5</b>	15113
OPTSCALE <sup>t</sup> ( $N = 8$ )	63.6	9479	<b>88.4</b>	2136	<b>10.0</b>	43212	<b>3.3</b>	46724	<b>32.5</b>	<b>14323</b>
Best-of-N (BoN) ( $N = 16$ )	66.2	19067	89.1	4182	<b>10.0</b>	108067	<b>0.0</b>	105305	37.5	31319
Self-Consistency ( $N = 16$ )	59.6	19067	88.6	4182	6.7	108067	<b>0.0</b>	105305	30.0	31319
MR-Thinking ( $N = 16$ )	43.2	30507	62.1	5723	6.7	92594	<b>0.0</b>	85057	15.0	49970
OPTSCALE <sup>0</sup> ( $N = 16$ )	<b>67.4</b>	<b>16671</b>	89.1	<b>2783</b>	<b>10.0</b>	66126	<b>0.0</b>	78369	37.5	<b>28790</b>
OPTSCALE <sup>t</sup> ( $N = 16$ )	66.8	17311	<b>89.4</b>	3613	<b>10.0</b>	<b>55707</b>	<b>0.0</b>	<b>72258</b>	<b>40.0</b>	29498
Best-of-N (BoN) ( $N = 32$ )	66.8	37622	89.4	8419	<b>10.0</b>	217408	<b>0.0</b>	194240	40.0	61599
Self-Consistency ( $N = 32$ )	61.2	37622	88.6	8419	6.7	217408	<b>0.0</b>	194240	32.5	61599
MR-Thinking ( $N = 32$ )	41.4	60396	58.8	11543	3.3	190111	<b>0.0</b>	168523	17.5	93910
OPTSCALE <sup>0</sup> ( $N = 32$ )	66.6	35064	<b>89.5</b>	5313	<b>10.0</b>	125491	<b>0.0</b>	90585	<b>42.5</b>	<b>44866</b>
OPTSCALE <sup>t</sup> ( $N = 32$ )	<b>67.2</b>	<b>30156</b>	<b>89.5</b>	<b>4201</b>	<b>10.0</b>	<b>110728</b>	<b>0.0</b>	<b>84817</b>	<b>42.5</b>	46213
Best-of-N (BoN) ( $N = 64$ )	68.8	70643	89.3	14697	<b>13.3</b>	386783	<b>0.0</b>	348361	42.5	113401
Self-Consistency ( $N = 64$ )	60.8	70643	89.2	14697	6.7	386783	<b>0.0</b>	348361	32.5	113401
MR-Thinking ( $N = 64$ )	40.8	122227	60.7	23423	0.0	<b>377475</b>	<b>0.0</b>	327074	15.0	189239
OPTSCALE <sup>0</sup> ( $N = 64$ )	<b>69.0</b>	64179	89.5	<b>5720</b>	<b>13.3</b>	386772	<b>0.0</b>	141904	<b>45.0</b>	<b>100675</b>
OPTSCALE <sup>t</sup> ( $N = 64$ )	68.6	<b>60692</b>	<b>89.6</b>	12044	<b>13.3</b>	386668	<b>0.0</b>	<b>140707</b>	<b>45.0</b>	106039

Table 8: Comparison of different inference-time scaling methods on common mathematical reasoning benchmarks (with  $N = 8$  and  $N = 64$ ). “Acc.” denotes accuracy (%), “Toks.” indicate the total number of inference tokens.

Baseline Method	MATH-500		GSM8K		AIME 2024		AIME 2025		AMC 2023	
	Acc.	Toks. ( $\downarrow$ )	Acc.	Toks. ( $\downarrow$ )	Acc.	Toks. ( $\downarrow$ )	Acc.	Toks. ( $\downarrow$ )	Acc.	Toks. ( $\downarrow$ )
<b>Qwen/QwQ-32B</b>										
Best-of-N (BoN) ( $N = 8$ )	94.6	30601	95.8	11177	<b>73.3</b>	85853	<b>66.7</b>	95235	<b>95.0</b>	55291
Self-Consistency ( $N = 8$ )	<b>95.2</b>	30601	95.6	11177	70.0	85853	<b>66.7</b>	95235	92.5	55291
MR-Thinking ( $N = 8$ )	94.6	30378	95.3	12832	70.0	85864	53.3	95536	87.5	47288
OPTSCALE <sup>0</sup> ( $N = 8$ )	95.0	<b>17469</b>	<b>95.9</b>	<b>5031</b>	<b>73.3</b>	<b>61449</b>	<b>66.7</b>	85669	<b>95.0</b>	42177
OPTSCALE <sup>t</sup> ( $N = 8$ )	94.8	26910	95.8	10767	<b>73.3</b>	64094	<b>66.7</b>	<b>84766</b>	<b>95.0</b>	<b>36494</b>
Best-of-N (BoN) ( $N = 16$ )	94.6	61386	95.5	22372	<b>73.3</b>	173326	63.3	191569	<b>97.5</b>	110053
Self-Consistency ( $N = 16$ )	<b>95.2</b>	61386	95.5	22372	66.7	173326	60.0	191569	92.5	110053
MR-Thinking ( $N = 16$ )	94.4	60801	95.6	26043	70.0	171256	56.7	189500	80.0	95434
OPTSCALE <sup>0</sup> ( $N = 16$ )	94.6	<b>30425</b>	<b>95.8</b>	<b>8041</b>	<b>73.3</b>	112828	<b>66.7</b>	156993	<b>97.5</b>	<b>58604</b>
OPTSCALE <sup>t</sup> ( $N = 16$ )	94.6	38545	<b>95.8</b>	14481	<b>73.3</b>	<b>112467</b>	<b>66.7</b>	<b>152568</b>	<b>97.5</b>	59546
Best-of-N (BoN) ( $N = 32$ )	95.2	122847	95.5	44724	<b>73.3</b>	347090	63.3	385336	<b>97.5</b>	222667
Self-Consistency ( $N = 32$ )	95.0	122847	95.7	44724	70.0	347090	63.3	385336	92.5	222667
MR-Thinking ( $N = 32$ )	94.4	121565	95.4	52509	63.3	345355	53.3	383810	75.0	191141
OPTSCALE <sup>0</sup> ( $N = 32$ )	95.2	<b>58051</b>	<b>95.8</b>	<b>15052</b>	<b>73.3</b>	213113	63.3	306402	<b>97.5</b>	<b>111212</b>
OPTSCALE <sup>t</sup> ( $N = 32$ )	<b>95.4</b>	72458	<b>95.8</b>	29263	<b>73.3</b>	<b>210575</b>	<b>66.7</b>	<b>303369</b>	<b>97.5</b>	117655
Best-of-N (BoN) ( $N = 64$ )	94.8	230402	95.8	83902	<b>76.7</b>	649256	66.7	721405	97.5	420481
Self-Consistency ( $N = 64$ )	95.4	230402	95.8	83902	70.0	649256	63.3	721405	92.5	420481
MR-Thinking ( $N = 64$ )	93.8	227838	94.8	98607	73.3	646200	56.7	719654	80.0	360068
OPTSCALE <sup>0</sup> ( $N = 64$ )	<b>95.8</b>	107720	<b>95.9</b>	<b>35985</b>	<b>76.7</b>	399929	<b>70.0</b>	556340	<b>100.0</b>	<b>190633</b>
OPTSCALE <sup>t</sup> ( $N = 64$ )	<b>95.8</b>	<b>106412</b>	95.8	42735	<b>76.7</b>	<b>375208</b>	<b>70.0</b>	<b>516346</b>	<b>100.0</b>	202603
<b>Deepseek-R1-Distill-Llama-8B</b>										
Best-of-N (BoN) ( $N = 8$ )	82.0	26497	74.4	8931	43.3	82784	26.7	59548	75.0	35598
Self-Consistency ( $N = 8$ )	<b>88.4</b>	26497	81.8	8931	<b>53.3</b>	82784	23.3	59548	77.5	35598
MR-Thinking ( $N = 8$ )	85.4	<b>21868</b>	<b>90.5</b>	8552	43.3	89923	<b>33.3</b>	93307	<b>80.0</b>	34500
OPTSCALE <sup>0</sup> ( $N = 8$ )	81.8	26363	75.3	<b>7060</b>	46.7	<b>64380</b>	30.0	58823	75.0	28212
OPTSCALE <sup>t</sup> ( $N = 8$ )	82.0	26119	74.5	8669	43.3	68296	30.0	<b>58794</b>	<b>80.0</b>	<b>19026</b>
Best-of-N (BoN) ( $N = 16$ )	83.0	52784	75.7	17799	<b>50.0</b>	161285	30.0	120587	75.0	72769
Self-Consistency ( $N = 16$ )	<b>90.2</b>	52784	84.6	17799	<b>50.0</b>	161285	23.3	120587	80.0	72769
MR-Thinking ( $N = 16$ )	88.2	<b>43338</b>	<b>91.2</b>	16916	<b>50.0</b>	178390	<b>40.0</b>	183332	<b>82.5</b>	67480
OPTSCALE <sup>0</sup> ( $N = 16$ )	83.4	48246	75.7	17444	<b>50.0</b>	125109	33.3	<b>112037</b>	80.0	<b>23955</b>
OPTSCALE <sup>t</sup> ( $N = 16$ )	83.8	50914	76.8	<b>15746</b>	<b>50.0</b>	<b>124662</b>	33.3	113543	77.5	25738
Best-of-N (BoN) ( $N = 32$ )	83.8	105343	76.3	35601	53.3	324198	30.0	237661	80.0	143577
Self-Consistency ( $N = 32$ )	<b>91.2</b>	105343	86.7	35601	50.0	324198	23.3	237661	75.0	143577
MR-Thinking ( $N = 32$ )	86.4	<b>86127</b>	<b>90.9</b>	33819	<b>60.0</b>	356745	26.7	368740	<b>85.0</b>	133628
OPTSCALE <sup>0</sup> ( $N = 32$ )	84.2	96210	77.4	<b>32584</b>	53.3	<b>245519</b>	<b>33.3</b>	<b>210819</b>	<b>85.0</b>	104542
OPTSCALE <sup>t</sup> ( $N = 32$ )	83.8	104676	76.4	35014	56.7	267862	<b>33.3</b>	211114	<b>85.0</b>	<b>98770</b>
Best-of-N (BoN) ( $N = 64$ )	84.6	210630	76.9	71237	<b>66.7</b>	652661	33.3	476857	<b>82.5</b>	287408
Self-Consistency ( $N = 64$ )	<b>91.8</b>	210630	87.5	71237	56.7	652661	23.3	476857	80.0	287408
MR-Thinking ( $N = 64$ )	88.2	<b>171565</b>	<b>90.8</b>	67478	56.7	704771	30.0	742767	<b>82.5</b>	266692
OPTSCALE <sup>0</sup> ( $N = 64$ )	84.8	176894	78.2	<b>52563</b>	<b>66.7</b>	<b>400680</b>	<b>36.7</b>	<b>283022</b>	<b>82.5</b>	197639
OPTSCALE <sup>t</sup> ( $N = 64$ )	84.4	192857	77.6	58729	<b>66.7</b>	497003	<b>36.7</b>	337419	80.0	<b>168696</b>

Table 9: Comparison of different inference-time scaling methods on common mathematical reasoning benchmarks (with  $N = 8$  and  $N = 64$ ). “Acc.” denotes accuracy (%), “Toks.” indicate the total number of inference tokens.

Baseline Method	MATH-500		GSM8K		AIME 2024		AIME 2025		AMC 2023	
	Acc.	Toks. ( $\downarrow$ )	Acc.	Toks. ( $\downarrow$ )	Acc.	Toks. ( $\downarrow$ )	Acc.	Toks. ( $\downarrow$ )	Acc.	Toks. ( $\downarrow$ )
<b>Qwen3-8B</b>										
Best-of-N (BoN) ( $N = 8$ )	<b>91.0</b>	32553	95.6	13655	<b>83.3</b>	107101	<b>70.0</b>	125791	<b>90.0</b>	54416
Self-Consistency ( $N = 8$ )	89.4	32553	95.5	13655	<b>83.3</b>	107101	66.7	125791	87.5	54416
MR-Thinking ( $N = 8$ )	90.8	31136	95.5	12464	80.0	101214	66.7	120220	<b>90.0</b>	53909
OPTSCALE <sup>0</sup> ( $N = 8$ )	<b>91.0</b>	<b>19793</b>	<b>95.7</b>	<b>6128</b>	<b>83.3</b>	<b>89661</b>	<b>70.0</b>	<b>116109</b>	<b>90.0</b>	<b>36618</b>
OPTSCALE <sup>t</sup> ( $N = 8$ )	<b>91.0</b>	28613	95.6	13268	<b>83.3</b>	93424	<b>70.0</b>	116413	<b>90.0</b>	44023
Best-of-N (BoN) ( $N = 16$ )	90.8	65062	95.8	27268	<b>83.3</b>	215354	<b>70.0</b>	251192	<b>90.0</b>	109692
Self-Consistency ( $N = 16$ )	89.6	65062	95.5	27268	<b>83.3</b>	215354	<b>70.0</b>	251192	85.0	109692
MR-Thinking ( $N = 16$ )	<b>92.0</b>	61878	95.5	24811	66.7	203154	66.7	241374	<b>90.0</b>	107545
OPTSCALE <sup>0</sup> ( $N = 16$ )	90.8	<b>44287</b>	<b>95.9</b>	<b>10192</b>	<b>83.3</b>	172566	<b>70.0</b>	226058	<b>90.0</b>	<b>69936</b>
OPTSCALE <sup>t</sup> ( $N = 16$ )	90.8	47301	95.8	18554	<b>83.3</b>	<b>167600</b>	<b>70.0</b>	<b>222997</b>	<b>90.0</b>	74377
Best-of-N (BoN) ( $N = 32$ )	91.8	130230	<b>95.8</b>	54480	<b>80.0</b>	433309	66.7	500503	<b>90.0</b>	220643
Self-Consistency ( $N = 32$ )	89.6	130230	95.6	54480	<b>80.0</b>	433309	<b>70.0</b>	500503	85.0	220643
MR-Thinking ( $N = 32$ )	89.4	123215	95.1	49409	73.3	411748	63.3	487852	87.5	213189
OPTSCALE <sup>0</sup> ( $N = 32$ )	91.8	<b>63956</b>	<b>95.8</b>	<b>20523</b>	<b>80.0</b>	327228	66.7	446103	<b>90.0</b>	<b>125427</b>
OPTSCALE <sup>t</sup> ( $N = 32$ )	<b>92.0</b>	69712	<b>95.8</b>	30057	<b>80.0</b>	<b>316460</b>	66.7	<b>433291</b>	<b>90.0</b>	126604
Best-of-N (BoN) ( $N = 64$ )	91.4	260304	<b>95.9</b>	109154	76.7	862151	60.0	996858	87.5	438448
Self-Consistency ( $N = 64$ )	89.2	260304	95.7	109154	<b>80.0</b>	862151	<b>73.3</b>	996858	85.0	438448
MR-Thinking ( $N = 64$ )	90.6	246414	95.5	98416	66.7	812549	<b>73.3</b>	974575	87.5	428166
OPTSCALE <sup>0</sup> ( $N = 64$ )	<b>92.2</b>	121983	<b>95.9</b>	<b>54398</b>	76.7	606271	63.3	899392	<b>90.0</b>	<b>245864</b>
OPTSCALE <sup>t</sup> ( $N = 64$ )	92.0	<b>121975</b>	<b>95.9</b>	72669	76.7	<b>550789</b>	63.3	<b>878513</b>	<b>90.0</b>	252928
<b>Llama3.2-1B-Instruct</b>										
Best-of-N (BoN) ( $N = 8$ )	<b>41.0</b>	3280	76.6	2143	<b>3.3</b>	14916	<b>0.0</b>	15849	15.0	8396
Self-Consistency ( $N = 8$ )	29.0	3280	62.4	2143	0.0	14916	<b>0.0</b>	15849	15.0	8396
MR-Thinking ( $N = 8$ )	26.0	5475	33.3	2058	<b>3.3</b>	<b>9507</b>	<b>0.0</b>	<b>9866</b>	<b>20.0</b>	<b>7614</b>
OPTSCALE <sup>0</sup> ( $N = 8$ )	<b>41.0</b>	<b>3210</b>	<b>76.7</b>	<b>1685</b>	<b>3.3</b>	12845	<b>0.0</b>	14710	17.5	8099
OPTSCALE <sup>t</sup> ( $N = 8$ )	<b>41.0</b>	3252	76.6	2135	<b>3.3</b>	13334	<b>0.0</b>	13458	17.5	8290
Best-of-N (BoN) ( $N = 16$ )	<b>44.0</b>	6557	80.4	4286	<b>3.3</b>	29904	<b>0.0</b>	31824	20.0	19528
Self-Consistency ( $N = 16$ )	30.4	6557	64.4	4286	<b>3.3</b>	29904	<b>0.0</b>	31824	15.0	19528
MR-Thinking ( $N = 16$ )	24.8	10927	33.6	4175	0.0	<b>18458</b>	<b>0.0</b>	<b>18085</b>	12.5	<b>15129</b>
OPTSCALE <sup>0</sup> ( $N = 16$ )	<b>44.0</b>	<b>6051</b>	<b>80.5</b>	<b>3347</b>	<b>3.3</b>	22019	<b>0.0</b>	24879	<b>22.5</b>	19143
OPTSCALE <sup>t</sup> ( $N = 16$ )	<b>44.0</b>	6135	80.4	4068	<b>3.3</b>	21329	<b>0.0</b>	22204	<b>22.5</b>	17759
Best-of-N (BoN) ( $N = 32$ )	46.2	13107	<b>83.4</b>	8576	<b>3.3</b>	58649	0.0	63609	17.5	42408
Self-Consistency ( $N = 32$ )	29.8	13107	65.4	8576	<b>3.3</b>	58649	0.0	63609	10.0	42408
MR-Thinking ( $N = 32$ )	24.2	21869	32.0	8451	0.0	36468	<b>3.3</b>	36831	10.0	31353
OPTSCALE <sup>0</sup> ( $N = 32$ )	<b>47.0</b>	<b>11444</b>	<b>83.4</b>	<b>6247</b>	<b>3.3</b>	35344	0.0	40544	17.5	41926
OPTSCALE <sup>t</sup> ( $N = 32$ )	46.8	11571	<b>83.4</b>	7231	<b>3.3</b>	<b>33964</b>	0.0	<b>34406</b>	<b>20.0</b>	<b>28263</b>
Best-of-N (BoN) ( $N = 64$ )	48.4	26110	<b>86.4</b>	17154	<b>3.3</b>	118462	<b>0.0</b>	123878	<b>20.0</b>	86337
Self-Consistency ( $N = 64$ )	30.2	26110	66.7	17154	<b>3.3</b>	118462	<b>0.0</b>	123878	12.5	86337
MR-Thinking ( $N = 64$ )	23.8	43702	32.2	17005	0.0	74689	<b>0.0</b>	73375	7.5	<b>63126</b>
OPTSCALE <sup>0</sup> ( $N = 64$ )	<b>48.8</b>	23838	<b>86.4</b>	<b>10700</b>	<b>3.3</b>	50778	<b>0.0</b>	45345	<b>20.0</b>	82040
OPTSCALE <sup>t</sup> ( $N = 64$ )	<b>48.8</b>	<b>23827</b>	<b>86.4</b>	12377	<b>3.3</b>	<b>49967</b>	<b>0.0</b>	<b>42545</b>	<b>20.0</b>	82946

Table 10: Comparison of different inference-time scaling methods on common mathematical reasoning benchmarks (with  $N = 8$  and  $N = 64$ ). “Acc.” denotes accuracy (%), “Toks.” indicate the total number of inference tokens.



Temperature	Method	N=8		N=16		N=32		N=64	
		Acc.	Toks. (↓)	Acc.	Toks. (↓)	Acc.	Toks. (↓)	Acc.	Toks. (↓)
0.2	BoN	70.0	84K	70.0	169K	70.0	338K	73.3	671K
	OptScale <sup>0</sup>	70.0	56K	76.7	150K	73.3	157K	73.3	288K
0.6	BoN	70.0	79K	76.7	159K	70.0	317K	80.0	637K
	OptScale <sup>0</sup>	70.0	50K	76.7	122K	73.3	255K	83.3	504K
0.8	BoN	66.7	82K	73.3	161K	70.0	321K	70.0	648K
	OptScale <sup>0</sup>	66.7	60K	73.3	128K	73.3	186K	73.3	281K
1.0	BoN	63.3	84K	70.0	166K	70.0	329K	70.0	659K
	OptScale <sup>0</sup>	70.0	67K	76.7	120K	73.3	208K	70.0	538K

Table 11: Comparison of different decoding temperatures (i.e., different levels of correlations) for running Deepseek-R1-Distill-Qwen-7B on AIME24. “Acc.” denotes accuracy (%), “Toks.” indicate the total number of inference tokens in thousands.

Baseline Method	MATH-500		GSM8K		AIME 2024		AIME 2025		AMC 2023	
	Acc.	Toks. (↓)	Acc.	Toks. (↓)	Acc.	Toks. (↓)	Acc.	Toks. (↓)	Acc.	Toks. (↓)
<b>Deepseek-R1-Distill-Qwen-7B</b> (w/ Math-Shepherd-Mistral-7B-PRM as the verifier)										
Best-of-N (BoN) ( $N = 8$ )	92.4	22135	89.7	3582	63.3	79367	50.0	84342	90.0	40511
OPTSCALE <sup>0</sup> (Ours) ( $N = 8$ )	92.4	21326	90.0	2357	63.3	78287	50.0	84342	90.0	38968
Best-of-N (BoN) ( $N = 16$ )	91.4	43909	90.8	7160	63.3	159479	53.3	168080	90.0	79881
OPTSCALE <sup>0</sup> (Ours) ( $N = 16$ )	91.6	40931	90.8	4187	66.7	155320	53.3	166073	90.0	72692
Best-of-N (BoN) ( $N = 32$ )	92.0	87160	91.0	14270	66.7	317453	53.3	338555	90.0	157962
OPTSCALE <sup>0</sup> (Ours) ( $N = 32$ )	92.0	76787	91.1	10225	70.0	287129	53.3	324314	90.0	125625
Best-of-N (BoN) ( $N = 64$ )	91.4	174693	91.3	28547	63.3	637293	46.7	676533	92.5	312241
OPTSCALE <sup>0</sup> (Ours) ( $N = 64$ )	91.4	165798	91.5	12532	66.7	457143	50.0	501845	92.5	245073

Table 12: Performance on common reasoning benchmarks using Math-Shepherd-Mistral-7B-PRM as the verifier ( $N \in \{8, 16, 32, 64\}$ ). “Acc.” denotes accuracy (%), “Toks.” indicate the total number of inference tokens.

Method	N=8		N=16		N=32		N=64	
	Acc.	Toks. (↓)	Acc.	Toks. (↓)	Acc.	Toks. (↓)	Acc.	Toks. (↓)
<b>Llama-3.1-8B-Instruct</b>								
BoN	13.1	14.6K	12.1	28.9K	13.1	57.2K	14.1	113.7K
OptScale <sup>0</sup>	14.1	13.6K	14.1	25.8K	13.1	57.0K	15.7	112.6K
<b>Deepseek-R1-Distill-Qwen-7B</b>								
BoN	5.1	54.1K	3.5	108.0K	3.5	216.8K	4.0	432.8K
OptScale <sup>0</sup>	6.1	45.7K	5.6	82.7K	4.6	149.0K	83.3	423.7K

Table 13: Validation of OPTSCALE’s performance on GPQA benchmark across different sampling budgets ( $N$ ). “Acc.” denotes accuracy (%), “Toks.” indicate the total number of inference tokens in thousands.

Table 14: Case 1 (Dataset: GSM8K, Backbone Model: Llama-3.2-1B-Instruct).

<b>Question:</b> A robe takes 2 bolts of blue fiber and half that much white fiber. How many bolts in total does it take?		
<b>N</b>	<b>Best-of-N (BoN)</b>	<b>OPTSCALE</b>
<b>Completion 1</b>	... # Step 3: Calculate the total amount of fiber required. The final answer is: 3 (Already hit the correct answer)	Same as BoN
<b>Completion 2</b>	... total_fiber_needed = blue_fiber_needed + white_fiber_needed = 4 + 2 = 6 ... The final answer is: 6 (Move to the wrong answer)	Same as BoN
<b>Completion 3-9</b>	(The final answer is kept at the correct answer “3”.)	Same as BoN
<b>Completion 10</b>	(BoN keeps on generating new completions as it doesn’t know when to stop.)	Reaches the optimal number of sampled completions. OPTSCALE terminates here with the correct answer 3.
<b>Completion 22</b>	(BoN jumps back to wrong answer “6”.)	
<b>Completion 43</b>	... # Step 3: Calculate the total amount of fiber required. Total fiber required is 2 bolts of blue fiber + 1/2 * white fiber.  # Step 4: Simplify the expression. To simplify the expression, we can convert 2 bolts of blue fiber to 2 * 2 = 4 bolts, since 2 bolts * 2 = 4. Then the expression becomes 4 + 1/2 * white fiber.  The final answer is: 4.25 (BoN has a wrong understanding of this easy question and moves to a wrong answer “4.25”.)	
<b>Completion 60</b>	(BoN eventually stops as required when N=60 and gives the correct answer 3 after choosing the answer with the highest verifier score.)	
<b>Token Consumption</b>	12,103	2,485
<b>Correctness</b>	Yes (✓)	Yes (✓)

Table 15: Case 2 (Dataset: AIME24, Backbone Model: Deepseek-R1-Distill-Qwen-7B).

**Question:** A list of positive integers has the following properties: • The sum of the items in the list is 30. • The unique mode of the list is 9. • The median of the list is a positive integer that does not appear in the list itself. Find the sum of the squares of all the items in the list.

N	Best-of-N (BoN)	OPTSCALE
Completion 4	<p>... After several attempts and checking for valid configurations, we find that the list <math>[5, 7, 9, 9]</math> satisfies all conditions:</p> <ul style="list-style-type: none"> <li>- The sum is <math>5 + 7 + 9 + 9 = 30</math>.</li> <li>- The mode is 9, appearing twice, more than any other number.</li> <li>- The median is <math>\frac{7+9}{2} = 8</math>, which is not in the list.</li> </ul> <p>Finally, we calculate the sum of the squares of all the items:</p> $5^2 + 7^2 + 9^2 + 9^2 = 25 + 49 + 81 + 81 = 236$ <p>Thus, the sum of the squares of all the items in the list is <span style="border: 1px solid blue; padding: 0 2px;">236</span>.</p> <p>(The first time the models hit the correct answer)</p>	Same as BoN
Completion 6	<p>... Constructing the list:</p> <ul style="list-style-type: none"> <li>- The mode is 9, which must appear at least twice.</li> <li>- The median is the average of the second and third numbers, which is an integer not present in the list.</li> </ul> <p>We find that the list <math>[5, 7, 9, 9]</math> satisfies all conditions: ...</p> <ul style="list-style-type: none"> <li>- Calculating the sum of the squares of the items in the list:</li> <li>- <math>5^2 + 7^2 + 9^2 + 9^2 = 25 + 49 + 81 + 81 = 236</math>.</li> </ul> <p>Thus, the sum of the squares of all the items in the list is <span style="border: 1px solid blue; padding: 0 2px;">236</span>.</p> <p>(Hit the correct answer again)</p>	Same as BoN
Completion 8	<p>... After several attempts and considerations, we find that the list can be structured as follows:</p> <ul style="list-style-type: none"> <li>- The list has 6 elements, as this is the smallest odd number that allows the median to be a positive integer not in the list.</li> <li>- The list is sorted and includes two 9s, which are the mode.</li> <li>- The remaining four numbers must sum to 12 and be distinct positive integers different from 9.</li> </ul> <p>The valid list found is:</p> $[1, 2, 4, 5, 9, 9]$ <p>This list satisfies all conditions:</p> <ul style="list-style-type: none"> <li>- The sum is <math>1 + 2 + 4 + 5 + 9 + 9 = 30</math>.</li> <li>- The mode is 9, appearing twice.</li> <li>- The median is the average of the 3rd and 4th numbers, which is <math>\frac{5+9}{2} = 7</math>, a positive integer not in the list.</li> </ul> <p>Finally, we calculate the sum of the squares of all the items:</p> $1^2 + 2^2 + 4^2 + 5^2 + 9^2 + 9^2 = 1 + 4 + 16 + 25 + 81 + 81 = 208$ <p>Thus, the sum of the squares of all the items in the list is: <span style="border: 1px solid red; padding: 0 2px;">208</span></p> <p>(Previously, all wrong answers couldn't be extracted as numbers. This is the first numerical wrong answer.)</p>	Same as BoN
Completion 22	<p>... Wait, <math>n=7</math>: two 9s, sum contributed by 9s=18. Sum remaining=12. So, five numbers, each positive integer; sum=12, each number appears at most once.</p> <p>Minimal sum for five distinct positive integers: <math>1+2+3+4+5=15</math>; 12. So, impossible.</p> <p><math>n=6</math>: two 9s, sum=18. Sum remaining=12.</p> <p><math>n=6</math>: four numbers, sum=12, each number appears at most once.</p> <p>So, minimal sum for four distinct positive integers: <math>1+2+3+4</math></p> <p>(BoN continues generation.)</p>	(OPTSCALE terminates. Based on verifier scoring, it chooses the answer from Iteration 6 as the final answer, which is correct.)

Continued on next page

**(Continued) Question:** A list of positive integers has the following properties: • The sum of the items in the list is 30. • The unique mode of the list is 9. • The median of the list is a positive integer that does not appear in the list itself. Find the sum of the squares of all the items in the list.

N	Best-of-N (BoN)	OPTSCALE
Completion 26-35	<p>We need to find the sum of the squares of all the items in the list.</p> <p>First, we consider the number of elements in the list, denoted as <math>n</math>. Since 9 is the unique mode, it must appear at least twice. We also need to ensure the median is an integer not present in the list.</p> <p>After analyzing different possible values for <math>n</math>, we find that <math>n = 6</math> works. The list must have three 9s and three 1s to satisfy all conditions:</p> <ul style="list-style-type: none"> <li>- The sum of the list is <math>1 + 1 + 1 + 9 + 9 + 9 = 30</math>.</li> <li>- The mode is 9, which appears three times, more than any other number.</li> <li>- The median is the average of the third and fourth numbers, which is <math>\frac{1+9}{2} = 5</math>, an integer not present in the list.</li> </ul> <p>The sum of the squares of the items in the list is calculated as follows:  <math>1^2 + 1^2 + 1^2 + 9^2 + 9^2 + 9^2 = 1 + 1 + 1 + 81 + 81 + 81 = 246</math></p> <p>Thus, the sum of the squares of all the items in the list is <span style="border: 1px solid red; padding: 2px;">246</span>.</p> <p>(BoN keeps struggling between right and wrong answers. Correct answers appear several times, while wrong answers, such as 201 and 246, also appear.)</p>	
Completion 37	<p><b>Final Answer</b></p> <p>The sum of the squares of all the items in the list is <span style="border: 1px solid black; padding: 2px;">208</span>.</p> <p><i>/think;</i></p> <p>Given the properties of the list of positive integers:</p> <ol style="list-style-type: none"> <li>1. The sum of the items is 30.</li> <li>2. The unique mode is 9.</li> <li>3. The median is a positive integer that does not appear in the list.</li> </ol> <p>We need to find the sum of the squares of all the items in the list.</p> <p>First, we note that 9 is the unique mode, so it must appear at least twice. The sum of the list is 30, so the remaining sum after accounting for two 9s is 12.</p> <p>Considering the median, since the median must be a positive integer not in the list, the list must have an even number of elements. We explore the case with 6 elements (<math>n=6</math>), as it is the smallest even number that allows the median to be a non-integer.</p> <p>For <math>n=6</math>, the list has two 9s and four other distinct numbers summing to 12. The possible sets of four distinct numbers are <math>[1, 2, 3, 6]</math> and <math>[1, 2, 4, 5]</math>. The set <math>[1, 2, 3, 6]</math> results in a median that is an integer, which is invalid. The set <math>[1, 2, 4, 5]</math> results in a median that is not in the list. Thus, the list is <math>[1, 2, 4, 5, 9, 9]</math>. The sum of the squares of these numbers is calculated as follows:  <math>[1^2 + 2^2 + 4^2 + 5^2 + 9^2 + 9^2 = 1 + 4 + 16 + 25 + 81 + 81 = 208]</math></p> <p>Therefore, the sum of the squares of all the items in the list is <span style="border: 1px solid red; padding: 2px;">208</span>.</p> <p>(BoN generates the wrong answer 208 again.)</p>	
Completion 38-59	<p>... After considering all possibilities, the only valid list is for <math>n = 4</math> with the sum of squares calculated as follows:</p> <ul style="list-style-type: none"> <li>- The list is <math>[5, 7, 9, 9]</math>.</li> <li>- The sum of the squares is <math>5^2 + 7^2 + 9^2 + 9^2 = 25 + 49 + 81 + 81 = 236</math>.</li> </ul> <p>Thus, the sum of the squares of all the items in the list is <span style="border: 1px solid blue; padding: 2px;">236</span>.</p> <p>(During this period, BoN either generates the correct answer "236" or "None".)</p>	

Continued on next page

**(Continued) Question:** A list of positive integers has the following properties: • The sum of the items in the list is 30. • The unique mode of the list is 9. • The median of the list is a positive integer that does not appear in the list itself. Find the sum of the squares of all the items in the list.

N	Best-of-N (BoN)	OPTSCALE
Completion 60	<p>After testing various configurations, we find that the list [5, 7, 9, 9] satisfies all conditions:</p> <ul style="list-style-type: none"> <li>- The sum is <math>5 + 7 + 9 + 9 = 30</math>.</li> <li>- The mode is 9, which appears twice.</li> <li>- The median is <math>(7 + 9)/2 = 8</math>, which is not in the list.</li> </ul> <p>The sum of the squares of the items in the list is calculated as follows:  <math>5^2 + 7^2 + 9^2 + 9^2 = 25 + 49 + 81 + 81 = 256</math></p> <p>Thus, the sum of the squares of all the items in the list is <span style="border: 1px solid black; padding: 0 2px;">256</span>.</p> <p>(BoN eventually stops as required when N=60. In Completion 60, the model generates the wrong answer "256". Unfortunately, BoN chooses the answer in Completion 37 based on PRM scoring, which is the wrong answer 208. Despite spending so many tokens, BoN fails to give the correct answer.)</p>	
Token Consumption	544,797	189,908
Correctness	No (✗)	Yes (✓)

Table 16: Case 3 (Dataset: AMC23, Backbone Model: Deepseek-R1-Distill-Qwen-7B).

<b>Question:</b> For how many ordered pairs $(a, b)$ of integers does the polynomial $x^3 + ax^2 + bx + 6$ have 3 distinct integer roots?		
<b>N</b>	<b>Best-of-N (BoN)</b>	<b>OPTSCALE</b>
<b>Completion 1</b>	<p>To determine the number of ordered pairs <math>(a, b)</math> of integers such that the polynomial <math>x^3 + ax^2 + bx + 6</math> has three distinct integer roots, we use the Rational Root Theorem and factorization.</p> <p>The polynomial must have integer roots, which are divisors of the constant term 6. The possible roots are <math>\pm 1, \pm 2, \pm 3, \pm 6</math>.</p> <p>The polynomial can be expressed as <math>(x - r)(x - s)(x - t)</math> where <math>r, s, t</math> are distinct integers. Expanding this gives:</p> $x^3 - (r + s + t)x^2 + (rs + rt + st)x - rst$ <p>Comparing coefficients:</p> $a = -(r + s + t), \quad b = rs + rt + st, \quad rst = -6$ <p>Each valid triple leads to a unique ordered pair <math>(a, b)</math>. The valid sets are:</p> $\begin{aligned} (-1, 2, 3) &\rightarrow (-4, 1) \\ (-2, 1, 3) &\rightarrow (-2, -5) \\ (-3, 1, 2) &\rightarrow (0, -7) \\ (-1, -2, -3) &\rightarrow (6, 11) \\ (6, 1, -1) &\rightarrow (-6, -1) \end{aligned}$ <p>Thus, the number of ordered pairs <math>(a, b)</math> is <math>\boxed{5}</math>.</p>	Same as BoN
<b>Completion 2-8</b>	The correct answer is repeated in Iteration 3. Some answers in other iterations were not completed before reaching the max token limit.	Same as BoN
<b>Completion 9</b>	<p>We find all sets of three distinct integers whose product is <math>-6</math>.</p> <p>Possible sets: <math>(-1, 2, 3), (-2, 1, 3), (-3, 1, 2), (-1, -2, -3)</math>.</p> <p>Each gives a unique <math>(a, b)</math>, except only 4 are counted. Therefore the answer is <math>\boxed{4}</math>. (Incorrect)</p>	Same as BoN
<b>Completion 10-18</b>	Most completions correctly derive the answer $\boxed{5}$ , though Completion 10 and Completion 16 repeat wrong answer $\boxed{4}$ .	Same as BoN
<b>Completion 19</b>	<p>Correct pairs: <math>(-6, -1), (-4, 1), (-2, -5), (0, -7), (6, 11)</math>.</p> <p>Hence, total is <math>\boxed{5}</math>.</p>	OPTSCALE selects Completion 13 with the correct answer.
<b>Completion 19-59</b>	Most completions repeat correct answer $\boxed{5}$ . Completion 33 repeats wrong answer $\boxed{4}$ .	
<b>Completion 60</b>	<p>Final correct answer <math>\boxed{5}</math> is confirmed.</p> <p>Best PRM scoring still from Completion 13.</p>	
<b>Token Consumption</b>	534,991	163,311
<b>Correctness</b>	Yes (✓)	Yes (✓)



Table 17: Case 4 (Dataset: AIME25, Backbone Model: Deepseek-R1-Distill-Qwen-7B).

**Question:** Sixteen chairs are arranged in a row. Eight people each select a chair in which to sit so that no person sits next to two other people. Let  $N$  be the number of subsets of 16 chairs that could be selected. Find the remainder when  $N$  is divided by 1000.

N	Best-of-N (BoN)	OPTSCALE
<b>Completion 3</b>	<p>... To solve this problem, we model it by selecting 8 chairs such that no three selected chairs are adjacent. We can think of this as placing 8 ones among 16 positions such that no three ones are consecutive. We break this into cases based on the number of blocks (runs) of 1s:</p> $\text{For } m = 4 : \binom{4}{4} \cdot \binom{9}{4} = 126$ $m = 5 : \binom{5}{3} \cdot \binom{9}{5} = 1260$ $m = 6 : \binom{6}{2} \cdot \binom{9}{6} = 1260$ $m = 7 : \binom{7}{1} \cdot \binom{9}{7} = 252$ $m = 8 : \binom{8}{0} \cdot \binom{9}{8} = 9$ <p>Total number of valid arrangements:</p> $126 + 1260 + 1260 + 252 + 9 = 2907$ <p>Taking modulo 1000:</p> $2907 \mod 1000 = \boxed{907}$ <p>(Correct)</p>	Same as BoN
<b>Completion 6,7</b>	<p>... We model the problem as binary strings of length 16 with exactly 8 ones, no three consecutive. Let each run of 1s be of length 1 or 2. The remaining zeros are distributed between the runs. For each possible number of runs <math>r</math>, compute:</p> $\binom{r}{8-r} \cdot \binom{9}{r}$ <p>Summing over <math>r = 4</math> to 8, we get: <math>126 + 1260 + 1260 + 252 + 9 = 2907</math>  <math>\Rightarrow 2907 \mod 1000 = \boxed{907}</math>          (Correct)</p>	Same as BoN
<b>Completion 14</b>	(Backtracking and confusion. Model fails to converge—no final answer due to token exhaustion.)	OPTSCALE selects Completion 3 with the correct answer.
<b>Completion 18</b>	<p>... An incorrect inclusion-exclusion approach is used. Final result computed: <math>12870 - 15444 + 7560 = 4986</math>  <math>\Rightarrow 4986 \mod 1000 = \boxed{986}</math></p>	
<b>Completion 33, 38, 47</b>	<p>... Another incorrect approach leading to:</p> $12870 - 9009 + 945 = 4806 \Rightarrow \boxed{806}$	
<b>Completion 50,51,57</b>	<p>... Correctly models the constraint using inclusion-exclusion. Final count: <math>2907 - 0 = \boxed{2907 \mod 1000 = 907}</math></p>	

*Continued on next page*

**(Continued) Question:** Sixteen chairs are arranged in a row. Eight people each select a chair in which to sit so that no person sits next to two other people. Let  $N$  be the number of subsets of 16 chairs that could be selected. Find the remainder when  $N$  is divided by 1000.

N	Best-of-N (BoN)	OPTSCALE
Completion 60	Selected Completion 18 with value <input type="text" value="986"/> (Incorrect answer.)	
Token Consumption	545,681	130,593
Correctness	No (✗)	Yes (✓)

Table 18: Case 5 (Dataset: AIME25, Backbone Model: Deepseek-R1-Distill-Qwen-7B).

<b>Question:</b> Let $k$ be real numbers such that the system $ 25 + 20i - z  = 5$ and $ z - 4 - k  =  z - 3i - k $ has exactly one complex solution $z$ . The sum of all possible values of $k$ can be written as $\frac{m}{n}$ , where $m$ and $n$ are relatively prime positive integers. Find $m + n$ . Here $i = \sqrt{-1}$ .		
N	Best-of-N (BoN)	OPTSCALE
Completion 1	<p><i>Squaring both sides to remove the absolute value and square root, we obtain:</i></p> $\left(3k + \frac{73}{2}\right)^2 = 25(2k^2 + 14k + 25)$ <p><i>Expanding and simplifying, we get the quadratic equation:</i></p> $164k^2 + 524k - 2829 = 0$ <p><i>Using the quadratic formula, the sum of the roots of this quadratic equation is:</i></p> $-\frac{b}{a} = -\frac{524}{164} = -\frac{131}{41}$ <p>So, <math>m = 131</math>, <math>n = 41</math>, and <math>m + n = \boxed{172}</math>. (Incorrect)</p>	Same as BoN
Completion 2-4	<p><i>Given <math>k</math> is a real number, the system:</i></p> <ol style="list-style-type: none"> <li><math> 25 + 20i - z  = 5</math></li> <li><math> z - 4 - k  =  z - 3i - k </math></li> </ol> <p><i>represents a circle and a perpendicular bisector. The bisector of points <math>(4 + k, 0)</math> and <math>(k, 3)</math> has midpoint <math>(2 + k, \frac{3}{2})</math> and slope <math>-\frac{3}{4}</math>, so the perpendicular bisector has slope <math>\frac{4}{3}</math>. Equation:</i></p> $8x - 6y - 8k - 7 = 0$ <p><i>Distance from center <math>(25, 20)</math> to line equals radius:</i></p> $\frac{ 73 - 8k }{10} = 5 \Rightarrow  73 - 8k  = 50$ <p><i>Solving:</i>  <math>k = \frac{23}{8}, k = \frac{123}{8}</math>  <i>Sum:</i> <math>\frac{146}{8} = \frac{73}{4}</math>, so <math>m + n = \boxed{77}</math>          (Correct)</p>	Same as BoN
Completion 5	<p><i>Another geometric interpretation gives a different line and leads to:</i></p> $\frac{ 58k - 73 }{\sqrt{4k^2 - 32k + 100}} = 5$ <p><i>Squaring and simplifying:</i></p> $1088k^2 - 2556k + 943 = 0$ <p><i>Sum of roots:</i> <math>\frac{2556}{1088} = \frac{639}{272}</math>, so <math>m + n = \boxed{911}</math> (Incorrect)</p>	Same as BoN
Completion 6	<p><i>Solving:</i> <math>k = \frac{23}{8}</math> or <math>k = \frac{123}{8}</math>  <i>Sum:</i> <math>\frac{146}{8} = \frac{73}{4}</math>, so <math>m + n = \boxed{77}</math>          (Correct)</p>	OPTSCALE terminates here with the highest verifier score, obtaining the answer 77.
Continued on next page		

**(Continued) Question:** Let  $k$  be real numbers such that the system  $|25 + 20i - z| = 5$  and  $|z - 4 - k| = |z - 3i - k|$  has exactly one complex solution  $z$ . The sum of all possible values of  $k$  can be written as  $\frac{m}{n}$ , where  $m$  and  $n$  are relatively prime positive integers. Find  $m + n$ . Here  $i = \sqrt{-1}$ .

N	Best-of-N (BoN)	OPTSCALE
Completion 22	Incorrect values: $k = -\frac{23}{6}, -\frac{41}{2}$ , sum = $-\frac{73}{3} \rightarrow m + n = $ <span style="border: 1px solid black; padding: 0 5px;">76</span> (Incorrect)	
Completion 41	Using perpendicular distance from center: $\frac{ 8 \cdot 25 - 6 \cdot 20 - (8k + 7) }{10} = 5 \Rightarrow  73 - 8k  = 50$ Solutions: $k = \frac{23}{8}, \frac{123}{8}$ $\Rightarrow \frac{146}{8} = \frac{73}{4}$ , so $m + n = $ <span style="border: 1px solid black; padding: 0 5px;">77</span>	
Completion 60	Final correct answer selected with highest verifier score: <span style="border: 1px solid black; padding: 0 5px;">77</span>	
Token Consumption	315,214	31,402
Correctness	Yes (✓)	Yes (✓)