

ProSAM: Enhancing the Robustness of SAM-based Visual Reference Segmentation with Probabilistic Prompts

Xiaoqi Wang^{1,2}, Clint Sebastian², Wenbin He^{1,2}, Liu Ren^{1,2}

¹Bosch Research North America, ²Bosch Center for Artificial Intelligence (BCAI)

wang.5502@us.bosch.com clint.sebastian@de.bosch.com wenbin.he2@us.bosch.com liu.ren@us.bosch.com

Abstract

The recent advancements in large foundation models have driven the success of open-set image segmentation, a task focused on segmenting objects beyond predefined categories. Among various prompt types (such as points, boxes, texts, and visual references), visual reference segmentation stands out for its unique flexibility and strong zero-shot capabilities. Recently, several SAM-based methods have made notable progress in this task by automatically generating prompts to guide SAM. However, these methods often generate prompts at object boundaries due to suboptimal prompt encoder, which results in instability and reduced robustness. In this work, we introduce ProSAM, a simple but effective method to address the stability challenges we identified in existing SAM-based visual reference segmentation approaches. By learning a variational prompt encoder to predict multivariate prompt distributions, ProSAM avoids generating prompts that lie in unstable regions, overcoming the instability caused by less robust prompts. Our approach consistently surpasses state-of-the-art methods on the Pascal-5ⁱ and COCO-20ⁱ datasets, providing a more robust solution for visual reference segmentation.

1. Introduction

Open-set image segmentation methods have gained considerable attention for their ability to segment objects beyond a fixed set of categories. These methods incorporate diverse prompts, including points, boxes, texts, and visual references, effectively addressing the limitations of closed-set approaches. The introduction of the Segment Anything Model (SAM) series [14, 28] has notably advanced open-set segmentation performance using point and box prompts. However, when segmenting the same type of object across multiple images, using SAM can be tedious and time-consuming because it requires custom prompts for each image individually. Image segmentation methods using text prompts [8, 37, 39] offer a solution to this limita-

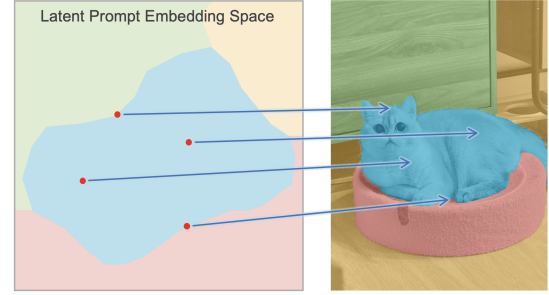


Figure 1. The same mask can be generated by SAM using various prompts. Specifically, different colors represent distinct object regions in the latent prompt embedding space, with each region corresponding to a unique object in the image. Arrows represent the one-to-one mapping between latent prompt embeddings and 2D coordinates within the image.

tion but encounter two main challenges [10]: (i) aligning vision and language representations for rare or long-tailed objects is challenging due to their scarcity, leading to compromised segmentation performance for these objects; and (ii) certain objects are difficult to describe accurately in natural language without specialized knowledge. For example, someone without a background in chemistry may struggle to accurately describe “molecular orbitals”.

To tackle the challenges resulting from long-tailed data shortage and descriptive limitation, image segmentation with visual references (i.e., an annotated reference image that indicates the objects of interest) has become increasingly important. Its ultimate goal is to segment similar objects as indicated in the annotated reference image, regardless of the semantic category of target objects. Recently, various methods [20, 32, 45] have leveraged the exceptional segmentation capabilities of SAM, achieving significant breakthroughs in visual reference segmentation. The main idea of these methods is to generate prompts that direct SAM to predict masks for the target objects. Among these approaches, training-based methods [32] that learn prompt embeddings to guide SAM mask generation have achieved state-of-the-art (SOTA) performance. However,

the existing training approaches often direct the prompts toward the boundaries between different objects, resulting in instability and reduced robustness. This robustness challenge is specifically caused by the inherent design of SAM — identical masks can be generated from different prompts (see Figure 1). This oversight poses a significant challenge for the training-based methods, where stability and generalizability are essential for zero-shot capability.

To address this limitation, we introduce a novel visual reference segmentation method, ProSAM, to enhance the robustness and zero-shot capability of SAM-based visual reference segmentation. Specifically, inspired by the spirit of variational inference [3] in statistics, we propose a variational prompt encoder with reparameterization trick to predict a multivariate prompt distribution in high-dimensional space, such that every prompt sampled from this multivariate prompt distribution can effectively guide SAM to generate a high-quality mask for the target object. During inference, the predicted mean of this multivariate prompt distribution will be utilized to generate the predicted mask with the same visual concept as the reference object. Unlike the existing training-based method [32], which does not favor the prompts closer to the center of the target prompt region, our method encourages the mean of the multivariate prompt distribution to be closer to the center of the target prompt region by injecting the noise into the generated prompts and penalizing the Laplacian during training.

To demonstrate the effectiveness of our method, we conducted extensive experiments on Pascal-5ⁱ and COCO-20ⁱ datasets following the same dataset configuration as the SOTA methods [32, 45]. The experimental results demonstrate that our approach consistently outperforms the SOTA method on both datasets. In summary, the contributions of this paper are threefold:

- We identify a commonly overlooked limitation in the SOTA SAM-based visual reference segmentation approach, where prompts are often generated at object boundaries, leading to instability and reduced robustness.
- We propose a probabilistic prompt generation method that leverages variational inference to penalize the prompts that lie in unstable regions, enhancing the robustness of generated prompts.
- Our approach consistently outperforms the SOTA SAM-based visual reference segmentation method on the Pascal-5ⁱ and COCO-20ⁱ datasets.

2. Related Work

2.1. Visual Reference Segmentation

A visual reference is an annotated reference image that represents the object of interest. Segmenting based on visual reference prompt provides a more intuitive and straightforward way to guide the segmentation of the desired object

in the target image, regardless of its semantic category. Unlike text prompts, visual reference prompt bypasses the need for cross-modality alignment between text and image, because it solely relies on visual similarities [10]. This unique strength enhances generalizability in segmenting novel objects that were unseen during training.

With the recent advancements in vision foundation models, several SAM-based methods [20, 32] have achieved significant breakthroughs in visual reference segmentation, by transforming visual references into prompts that SAM can understand. These SAM-based methods can be classified into two categories: training-based approaches [32] and training-free approaches [20, 45]. Notably, VRP-SAM [32], a SAM-based training approach, achieves SOTA performance in this task. However, the existing training-based approaches including VRP-SAM fail to consider the robustness of generated prompts. This oversight motivates us to propose a variational prompt encoder, which has been theoretically and empirically demonstrated to generate more robust prompts.

2.2. Variational Inference

To facilitate the robustness of the prompts generated for SAM, we draw inspiration from the principles of variational inference [3] in statistics and propose a SAM-based variational prompt encoder to predict a probabilistic prompt distribution based on the visual reference. In the existing literature, the variational inference has been applied across various tasks (e.g., data generation [13], metric learning [17], person re-identification [41], and semantic segmentation [38]) with different purposes. Specifically, VAE [13] and DVML [17] adopt variational inference to generate more diverse and discriminative samples by modeling the data variance, while DistributionNet [41] and PRCL [38] utilize variational inference to handle the noisy data by estimating the uncertainty of data distribution. Unlike these methods, we leverage variational inference to inject noise into the prompt embeddings with the purpose of penalizing Laplacian during training, such that more robust prompts can be generated to guide SAM. To the best of our knowledge, we are the first SAM-based segmentation method that learns a variational prompt encoder to generate probabilistic prompts, specifically designed to enhance the robustness of SAM mask generation.

3. Preliminary

3.1. SAM

SAM is designed to generate a segmentation mask for a given input image I based on user-specified prompts P . These prompts can be in various forms, such as points or boxes. Its architecture is composed of three major components: a prompt encoder, an image encoder, and a lightweight mask decoder, denoted by f_P^s , f_I^s , and f_M^s , re-

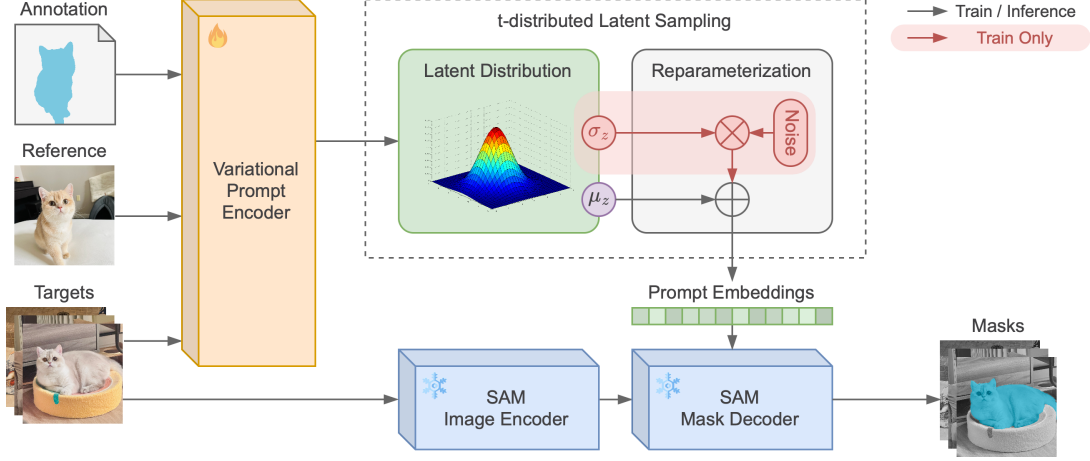


Figure 2. The overview of ProSAM, which segments the target images based on the visual references. Given a pre-trained SAM, a variational prompt encoder is trained to predict a multivariate prompt distribution with reparameterization trick. During the inference, the predicted mean prompt is employed to guide SAM in producing robust mask prediction for the target image.

spectively. Specifically, the image encoder f_I^s extracts features from the input image to produce F_I^s , while the prompt encoder f_P^s processes m user-provided prompts to generate prompt embeddings z . This can be expressed as follows:

$$F_I^s = f_I^s(I), \quad z = f_P^s(P), \quad (1)$$

where $F_I^s \in \mathbb{R}^{h \times w \times c}$ is the image feature map with resolution $h \times w$ and feature dimension c , and $z \in \mathbb{R}^{m \times c}$ represents the prompt embeddings. The encoded image features F_I^s and prompt embeddings z are then passed into the decoder f_M^s to produce the final mask output, represented as:

$$\hat{M} = f_M^s(F_I^s, z), \quad (2)$$

where \hat{M} represents the final mask predicted by SAM.

3.2. Existing Training-Based Method Using SAM

In the existing literature, VRP-SAM [32] is currently the most advanced training-based method, which achieves state-of-the-art performance in this task. Therefore, our method is built on top of VRP-SAM to further enhance the SAM-based visual reference segmentation.

Visual Reference Prompt Encoder. In VRP-SAM, the only trainable module is the visual reference prompt encoder, as it utilizes a pre-trained SAM, along with a pre-trained image encoder (e.g., ResNet-50 [7]). This prompt encoder transforms various annotation formats for reference images (e.g., points, boxes, scribbles, and masks) into high-dimensional prompt embeddings that share the same output space as the SAM prompt encoder. There are two major components in their visual reference prompt encoder: feature augments and prompt generator. To be specific, the feature augments leverages a semantic-aware image encoder f_I to extract the enhanced image features F_r^v and

F_t^v for reference image I_r and target image I_t . These enhanced image features, F_r^v and F_t^v , capture the object-specific features extracted from visual annotation M_r and a pseudo-mask of target image M_t^{pseudo} , respectively. Then, the prompt generator f_P^v will output a latent prompt z as follows,

$$z = f_P^v(F_r^v, F_t^v), \quad \text{for } z \in \mathbb{R}^{m \times c}. \quad (3)$$

Lastly, given the generated prompt embeddings z , a mask prediction \hat{M}_t is generated as in Equation 2. The predicted mask \hat{M}_t is expected to encapsulate a visual concept similar to that of the visual reference (I_r, M_r). Notably, with m set to 50 as the default value, the prompt encoder f_P^v predicts 50 prompt embeddings for each target image, enabling a more comprehensive representation of the visual characteristics of the reference objects.

Loss Function. To supervise the learning of its prompt encoder f_P^v , Binary Cross-Entropy loss and Dice loss are computed between the predicted mask \hat{M}_t and ground-truth mask M_t as below,

$$\mathcal{L} = \mathcal{L}_{\text{BCE}}(\hat{M}_t, M_t) + \mathcal{L}_{\text{Dice}}(\hat{M}_t, M_t). \quad (4)$$

In essence, VRP-SAM focuses solely on the mask-level differences, while overlooking the potential for further optimizing the prompt encoder to generate more robust prompts.

4. ProSAM

In this paper, our high-level objective is to automatically generate robust prompts to guide SAM in producing high-quality segmentation masks containing the same visual concepts as the visual reference. To this end, we first identify

a unique robustness challenge for the SAM-based segmentation method (see Section 4.1). To address this challenge, we propose a variational prompt encoder in Section 4.2 that transforms the visual reference into a multivariate prompt distribution, such that the predicted mean prompt can be employed to generate high-quality and robust masks during inference. The model training and inference procedures are described in Section 4.3.

4.1. Robustness Challenge

Robust prompts are crucial for the SAM model to yield stable and precise final mask predictions. Yet, the importance of prompt robustness has been largely overlooked in the existing literature, as pointed out in Section 3.2. In this section, we pinpoint this critical challenge in existing SAM-based segmentation methods: the failure to account for the robustness of generated prompts.

In practice, there exists a region of prompt embeddings in the high-dimensional space in which every prompt can lead SAM to produce acceptable segmentation masks (see Figure 1). This region is referred to as the target prompt region $\mathcal{R}_{I_r, M_r, I_t}$. However, the stability and robustness of different prompts within this region can vary. For less robust prompts, even a small perturbation can lead to significant changes in the masks produced by SAM. This instability is more prevalent when the learned prompts lie near the boundary of the target prompt region. Such unstable prompts in the boundary areas are more likely to be generated if a learnable prompt generator is not explicitly guided to produce prompts toward the center of $\mathcal{R}_{I_r, M_r, I_t}$ (see Appendix 7.3 for detailed analysis). Theoretically speaking, the loss landscape in the boundary areas typically exhibits sharp gradient variations due to high curvature (quantified by the Hessian $\nabla^2 \mathcal{L}(z)$), given a loss function \mathcal{L} that solely considers the mask-level differences (e.g., Equation 4).

Ideally, the prompt embedding should reside in a flat region of the loss landscape with low curvature, which is particularly important when generalizing to objects with unseen semantic categories. One straightforward way to enforce this would be to directly regularize the curvature by penalizing the Hessian $\nabla^2 \mathcal{L}(z)$. However, incorporating such a curvature-based regularization term directly into the loss function is challenging due to the limitation of the automatic differentiation-based deep learning framework [2], because it requires computing second-order derivatives. Unfortunately, no existing approaches including VRP-SAM attempt to encourage prompt embeddings to lie in flatter regions of the loss landscape. This issue is a challenging but important gap that we aim to bridge in this work.

4.2. Variational Prompt Encoder

To improve the robustness of generated prompts, we propose a simple but effective method to learn a more ro-

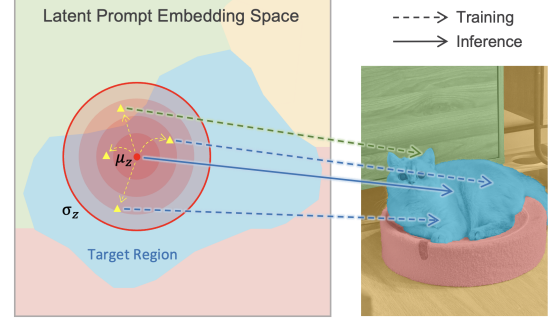


Figure 3. The intuitive illustration of the high-level idea behind the proposed variational prompt encoder. The dashed arrow indicates the sampling and prompting procedure during the training phase, while the solid arrow represents the prompting strategy employed during inference.

bust prompt encoder that favors prompts in the flatter regions of the loss landscape without explicitly incorporating a second-order regularization term. To be specific, we introduce a variational prompt encoder, denoted as $q_\phi(z|I_r, M_r, I_t)$ and parameterized by ϕ , to approximate the true multivariate prompt distribution $P(z|I_r, M_r, I_t)$. The objective is to maximize the likelihood that a sampled prompt embedding $z \sim q_\phi(z|I_r, M_r, I_t)$ falls within the target prompt region $\mathcal{R}_{I_r, M_r, I_t}$. As illustrated in Figure 3, a straightforward intuition behind this framework is to optimize the robustness of expected prompt embedding $\hat{\mu}_z$ by inducing a margin between $\hat{\mu}_z$ and the boundary of $\mathcal{R}_{I_r, M_r, I_t}$ leveraging the standard deviation $\hat{\sigma}_z$ of the variational prompt distribution $q_\phi(z|I_r, M_r, I_t)$. This makes the mean prompt $\hat{\mu}_z$ less likely to fall outside the target region under small perturbations. Furthermore, based on the theoretical analysis presented in Section 7.1 and Section 7.2 in Appendix, we prove that performing variational optimization leads to an implicit penalty on the curvature of the loss function, thereby encouraging the optimization to favor flatter regions in the loss landscape, which is usually closer to the center of $\mathcal{R}_{I_r, M_r, I_t}$. Empirically, our verification study also showcases that our framework effectively pushes prompt embeddings toward the target region center (see Section 5.3.) Therefore, based on both the theoretical analysis and the empirical results, the proposed variational prompt encoder naturally addresses the challenge we presented in Section 4.1.

A straightforward instantiation of $P(z|I_r, M_r, I_t)$ is assuming z follows a conditional multivariate Gaussian distribution. However, considering our motivation is to push the mean prompt $\hat{\mu}_z$ toward the center of the target prompt embedding region, a more heavy-tailed t-distribution would be a better choice due to its statistical properties of having more chance to sample outliers [5]. In other words, when $\hat{\mu}_z$ is close to the boundary of $\mathcal{R}_{I_r, M_r, I_t}$, it is more likely

to sample a prompt falling outside the target prompt embedding region (green region in Figure 3) if it follows heavy-tailed t-distribution. Given that the outlier prompt is more likely to result in low-quality mask predictions, the force to push the mean prompt toward the center of $\mathcal{R}_{I_r, M_r, I_t}$ will be greater with larger gradients. Inspired by Kim et al. [12], we formulate our variational prompt distribution $q_\phi(z|I_r, M_r, I_t)$ with the heavy-tailed property and diagonal covariance as follows,

$$q_\phi(z|I_r, M_r, I_t) = t\left(z \middle| \mu_z, \frac{\text{diag}(\sigma_z^2)}{1 + \nu^{-1}n}, \nu + n\right) \quad (5)$$

where ν is a hyper-parameter to control the degree of heavy-tailness and n is the dimensionality of z .

To learn a variational prompt distribution via back-propagation, the sampling function for sampling z from $q_\phi(z|I_r, M_r, I_t)$ must be differentiable. Thus, the reparameterization trick [1] is employed to approximate the sampling process of z with a differentiable function. With two independent random variables $\epsilon \stackrel{\text{iid}}{\sim} \mathcal{N}(0, I)$ and $\delta \stackrel{\text{iid}}{\sim} \chi^2(\nu + n)$ as the source of randomness, the sampling function g_z for drawing z from $q_\phi(z|I_r, M_r, I_t)$ can be formulated as,

$$z = g_z(\hat{\mu}_z, \hat{\sigma}_z, \delta, \epsilon) \quad (6)$$

$$= \hat{\mu}_z + \frac{1}{\sqrt{\delta}/(\nu + n)} \frac{\hat{\sigma}_z}{\sqrt{1 + \nu^{-1}n}} \odot \epsilon. \quad (7)$$

This formulation enables us to sample $z \sim q_\phi(z|I_r, M_r, I_t)$ as a differentiable function of $\hat{\mu}_z$ and $\hat{\sigma}_z$, predicted by the variational prompt encoder.

4.3. Training and Inference

Training. During training, our goal is to minimize the expected loss w.r.t. the prompt embedding distribution,

$$\min_{\phi} \mathbb{E}_{z \sim q_\phi(z|I_r, M_r, I_t)} [\mathcal{L}(f_M^s(z, F_{I_t}^s), M_t)] \quad (8)$$

$$= \min_{\phi} \int_{\mathbb{R}^n} q_\phi(z|I_r, M_r, I_t) \mathcal{L}(f_M^s(z, F_{I_t}^s), M_t) dz, \quad (9)$$

where $F_{I_t}^s = f_I^s(I_t)$. However, this integral is intractable. Therefore, we employ the Monte Carlo method to approximate it by minimizing the expected loss with K samples,

$$\begin{aligned} & \min_{\phi} \mathbb{E}_{z \sim q_\phi(z|I_r, M_r, I_t)} [\mathcal{L}(f_M^s(z, F_{I_t}^s), M_t)] \\ &= \min_{\phi} \mathbb{E}_{\epsilon \stackrel{\text{iid}}{\sim} \mathcal{N}(0, I), \delta \stackrel{\text{iid}}{\sim} \chi^2(\nu + n)} [\mathcal{L}(f_M^s(z, F_{I_t}^s), M_t)] \\ &\approx \min_{\phi} \frac{1}{K} \sum_{k=1}^K \mathcal{L}(f_M^s(g_z(\hat{\mu}_z, \hat{\sigma}_z, \delta_k, \epsilon_k), F_{I_t}^s), M_t). \end{aligned} \quad (10)$$

Note that the loss function can theoretically be any mask-level loss that evaluates the deviation between the predicted mask \hat{M}_t and M_t . Following VRP-SAM [32], we adopt the

BCE loss and Dice loss to enforce both pixel-wise accuracy and the degrees of overlap (see Equation 4). Regarding the model architecture of the variational prompt encoder, our approach theoretically can be applicable to any model architecture. In this paper, to ensure a fair comparison with the existing training-based method, we employ an identical model architecture as VRP-SAM prompt encoder (as described in Section 3.2), except adding two linear layers at the end to predict $\hat{\mu}_z$ and $\hat{\sigma}_z$ respectively.

Inference. During inference, only the predicted mean prompt $\hat{\mu}_z$ is used to prompt the SAM mask decoder f_M^s to generate a robust mask prediction \hat{M}_t . This inference strategy facilitates the robustness of generated prompts for novel objects, leveraging the margin between $\hat{\mu}_z$ and the boundary of target prompt region $\mathcal{R}_{I_r, M_r, I_t}$. More importantly, since we rely solely on the predicted mean prompt for inference, our inference speed and memory usage are on par with that of non-probabilistic methods such as VRP-SAM [32].

5. Experiments

5.1. Experimental Setup

Table 1. Quantitative comparison with SOTA visual reference segmentation methods based on mIoU. [†] represents the method is based on SAM. For the models trained by in-domain datasets, their results are colored in gray. The colors green and blue indicate the best and second-best results, respectively, among all methods that were not trained with in-domain datasets.

Data	Methods	Label Type	F-0	F-1	F-2	F-3	Means
COCO-20 ⁱ	Painter[35]	mask	31.2	35.3	33.5	32.4	33.1
	SegGPT[36]		56.3	57.4	58.9	51.7	56.1
	PerSAM [†] [45]		23.1	23.6	22.0	23.4	23.0
	PerSAM-F [†] [45]		22.3	24.0	23.4	24.1	23.5
	Matcher [†] [20]		52.7	53.5	52.6	52.1	52.7
	VRP-SAM [†] [32]	point	32.03	39.36	46.44	40.52	39.85
		scribble	44.83	48.22	51.61	47.66	48.08
		box	44.63	49.2	56.56	49.34	49.93
		mask	47.02	54.24	59.91	51.95	53.28
	ProSAM [†]	point	33.32	40.23	47.82	41.2	40.64
		scribble	47.37	48.97	53.44	48.39	49.54
box		45.39	50.01	57.92	50.41	50.93	
mask		48.74	55.55	60.72	53.49	54.63	
PASCAL-5 ⁱ	VRP-SAM [†] [32]	point	63.69	70.95	63.22	54.53	63.35
		scribble	70.04	74.67	65.93	59.12	67.44
		box	71.3	75.98	65.95	61.27	68.75
		mask	74.01	76.77	69.46	64.34	71.14
	ProSAM [†]	point	64.71	72.11	63.89	55.64	64.08
		scribble	71.16	75.69	66.31	60.93	68.52
		box	72.38	76.81	67.07	62.76	69.76
		mask	75.26	77.57	70.09	65.22	72.04

Datasets. To evaluate the effectiveness and generalizability of ProSAM, we conducted comprehensive experiments on Pascal-5ⁱ [29] and COCO-20ⁱ [25] under the same few-shot setting as the existing visual reference seg-

Table 2. Quantitative comparison with one-shot segmentation methods based on mIOU. The green and blue colors indicate the best and second-best results, respectively.

Methods	Image Encoder	Learnable Params	COCO-20 ⁱ					PASCAL-5 ⁱ				
			F-0	F-1	F-2	F-3	Mean	F-0	F-1	F-2	F-3	Mean
PFENet [33]	ResNet-50	10.4M	36.5	38.6	34.5	33.8	35.8	61.7	69.5	55.4	56.3	60.8
HSNet [23]		2.6M	36.3	43.1	38.7	38.7	39.2	64.3	70.7	60.3	60.5	64.0
CyCTR [42]		15.4M	38.9	43.0	39.6	39.8	40.3	65.7	71.0	59.5	59.7	64.0
SSP [6]		8.7M	35.5	39.6	37.9	36.7	37.4	60.5	67.8	66.4	51.0	61.4
NTRENet [19]		19.9M	36.8	42.6	39.9	37.9	39.3	65.4	72.3	59.4	59.8	64.2
DPCN [18]		-	42.0	47.0	43.3	39.7	43.0	65.7	71.6	69.1	60.6	66.7
VAT [9]		3.2M	39.0	43.8	42.6	39.7	41.3	67.6	72.0	62.3	60.1	65.5
BAM [15]		4.9M	39.4	49.9	46.2	45.2	45.2	69.0	73.6	67.6	61.1	67.8
HDMNet [27]		4.2M	43.8	55.3	51.6	49.4	50.0	71.0	75.4	68.9	62.1	69.4
ProSAM		1.73M	48.74	55.55	60.72	53.49	54.63	75.26	77.57	70.09	65.22	72.04
DCAMA [30]	Swin-B	47.7M	49.5	52.7	52.8	48.7	50.9	72.2	73.8	64.3	67.1	69.3

mentation methods [16, 32, 44]. In this setting, these two datasets are divided into 4 folds. In each fold, Pascal-5ⁱ includes 15 base classes for training and 5 novel classes for testing, while COCO-20ⁱ has 60 base classes for training and 20 novel classes for testing. Therefore, the robustness and generalizability of each visual reference segmentation method can be fully assessed under this setting. Following VRP-SAM [32], 1,000 pairs of visual reference and target images are randomly selected to evaluate our testing performance for each fold.

Implementation Details. To ensure a strictly fair comparison with VRP-SAM, the SOTA method in the visual reference segmentation, we ensure that all the experimental settings (e.g., random seed, LR scheduler, optimizer) and hyper-parameters (e.g., number of layers, prompt embedding dimensions, number of prompts) are identical to VRP-SAM. Specifically, the model architecture of the variational prompt encoder is similar to VRP-SAM (see [section 8 in Appendix for more details](#)), except two linear layers have been added at the end of the prompt encoder to predict the mean and log standard deviation of the multivariate prompt distribution. In other words, our method is easy to implement with only a few lines of code, but can effectively boost the robustness of generated prompts. During training, the number of Monte Carlo samples K has been set to 10, with the degrees of freedom ν of 5. Also, we employ the AdamW [21] optimizer with weight decay of 1e-6 and the cosine annealing learning rate scheduler with warm restart [22] after 15 epochs, and the initial learning rate of 1e-4. The model is trained with 100 epochs with a fixed random seed of 321. For the choice of image encoder utilized by the variational prompt encoder, ResNet-50 [7] is adopted following VRP-SAM. In addition, our variational prompt encoder predicts 50 multivariate prompt distributions per target image and only uses 50 mean prompts during inference, which guarantees the same number of prompts have been used in the experimental study for both VRP-SAM and ProSAM. In terms of the visual annotation types, we follow the same procedure as VRP-SAM [32] and SEEM [46] to

automatically generate points, scribbles, and boxes based on the mask annotations. Lastly, the mean intersection over union (mIOU) is adopted to evaluate our segmentation performance across all datasets. All experiments on COCO-20ⁱ were conducted on 4 RTX 4090 GPUs with a batch size of 2 per GPU, whereas the experiments on Pascal-5ⁱ were conducted on 1 H100 GPU with a batch size of 2.

5.2. Quantitative Evaluation

To assess the effectiveness of ProSAM, we compare our method against the existing visual reference segmentation methods via mIOU. Specifically, for both Pascal-5ⁱ and COCO-20ⁱ, ProSAM is trained and tested for each fold separately to evaluate the models on the *unseen classes only*. Unfortunately, we are unable to reproduce the VRP-SAM results they reported in their paper, possibly due to the different hardware we had. Therefore, in order to ensure the fairness of our quantitative comparison against VRP-SAM, we reported the experimental results of both VRP-SAM and our method under completely identical experimental settings as mentioned in [Section 5.1](#). The only difference is the hyper-parameters introduced by learning multivariate prompt t-distributions (i.e., Monte Carlo Samples K and degrees of freedom ν), because those are not applicable to VRP-SAM. For qualitative evaluations, please refer to [section 10](#) in the Appendix.

Quantitative Comparison with FM-based Methods.

Powered by the recent advancement of vision foundation models, several visual reference segmentation methods achieved a performance breakthrough [20, 32, 35, 36, 45]. According to [Table 1](#), our method with mask annotation achieves the best performance among all SAM-based methods, and surprisingly obtains a comparable result as SegGPT that is trained and tested on the same set of classes within each fold. Compared with Matcher [20], which employs a larger image encoder DINOv2 ViT-L, we can still achieve a superior performance using a more lightweight, non-ViT backbone, ResNet-50. Compared with VRP-SAM, our variational prompt encoder enables us to consistently

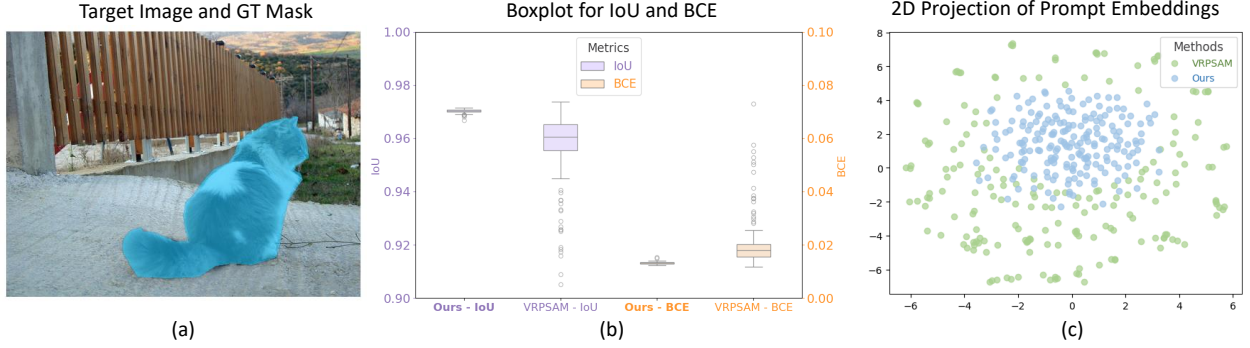


Figure 4. The visualization of the learned prompt embeddings by VRP-SAM and our method through gradient descent. For a sample image from COCO-20ⁱ presented in Figure (a), we analyze the generated prompt embeddings and their associated mask predictions in Figure (b) and (c). Specifically, in Figure (b), the IoU (left y-axis) and BCE (right y-axis) are computed between the predicted masks and the ground-truth mask. In Figure (c), the 2D projection of prompt embeddings via t-SNE is visualized.

outperform VRP-SAM on both datasets, no matter which type of visual reference has been used. Also, the comparison over the confusion matrix against VRP-SAM (see Section 9.1 in Appendix) showcases that ProSAM improves the balanced performance by reducing both the false negatives and false positives.

Quantitative Comparison with Few-Shot Methods.

To comprehensively evaluate our method, we also compare ProSAM with the SOTA few-shot segmentation methods. As shown in Table 2, we achieve SOTA performance on both datasets with the least number of learnable parameters. Note that all the experimental results are computed on *novel classes only*, which demonstrate the robustness and generalizability of our variational prompt encoder. Especially compared with DCAMA [30], which has 47.7M learnable parameters, we can still outperform it with only 1.73M learnable parameters.

Generalizability Study Under Domain Shift. The generalization capability of ProSAM under domain shift is critical, as it highlights our performance in scenarios where there is a substantial difference between the domains of the training data and testing data. Following the previous works [23, 32, 33], we conducted the generalization study under the domain shift from COCO-20ⁱ to PASCAL-5ⁱ. Specifically, the models are trained on COCO-20ⁱ and exclusively tested on novel classes from PASCAL-5ⁱ that were not included in COCO-20ⁱ during training. As shown in Table 3, ProSAM with ResNet-50 is able to outperform all other methods, even though their performance on mIOU is already sufficiently high. This result demonstrates the extraordinary generalization capability of ProSAM under the significant domain difference between training and testing.

5.3. Verification Study

As described in Section 4.2, the primary motivation behind the proposed variational prompt encoder is to generate more

Table 3. The generalization evaluation under the domain shift from COCO-20ⁱ to PASCAL-5ⁱ. For all methods, mask annotations are employed as the visual reference. The average mIOU across 4 folds is reported as the evaluation metric.

Methods	Image Encoder	Mean mIOU
ProSAM	ResNet-50	77.65
VRP-SAM [32]	ResNet-50	76.44
RPMM [40]		49.6
PFENet [33]		61.1
RePRI [4]		63.2
VAT-HM [24]		65.1
HSNet [23]	ResNet-101	64.1
DGPNet [11]		70.1
FP-Trans [43]	DeiT-B/16	69.7

robust prompts that stay away from the boundaries of the target prompt region. To empirically validate whether we can truly generate prompts in the flatter regions of the loss landscape, we designed an experiment that does not require training a deep learning model, allowing for a direct comparison between the underlying principles of the variational and non-variational prompt encoders.

Specifically, given the pre-trained SAM mask decoder and SAM image encoder, we learn the prompt embedding or variational prompt distribution via gradient descent for a given object (i.e., image-mask pair). To learn the prompt embedding via gradient descent, the gradient $\frac{\partial \mathcal{L}}{\partial \mathbf{z}}$ will be computed and used to directly update \mathbf{z} , which is treated as a parameterized vector rather than being predicted by the prompt encoder. Similarly, to learn the multivariate prompt distribution, the gradient $\frac{\partial \mathcal{L}}{\partial \hat{\boldsymbol{\mu}}_{\mathbf{z}}}$ and $\frac{\partial \mathcal{L}}{\partial \hat{\boldsymbol{\sigma}}_{\mathbf{z}}}$ will be utilized to update the parameterized vector $\hat{\boldsymbol{\mu}}_{\mathbf{z}}$ and $\hat{\boldsymbol{\sigma}}_{\mathbf{z}}$. Essentially, the learned prompt embedding reflects the fundamental principles of a non-variational prompt encoder (e.g., VRP-SAM), while the learned prompt distribution captures the core principles of a variational prompt encoder (e.g., ProSAM).

For the experiment of learning prompt embedding, we ran 200 experiments to generate 200 prompt embeddings.

The initial prompt embeddings are randomly drawn from the normal distribution with a mean of 0 and a standard deviation of 25, and the loss function is formulated as the same loss function as VRP-SAM (see Equation 4). For the experiment of learning variational prompt distribution, we learn a single multivariate prompt distribution following the same formulation and reparameterization trick in Equation 5 and Equation 7 via gradient descent, given the loss function presented in Equation 10. For both experiments, the gradient descent optimization process is stopped when the loss value does not improve by more than 0.0003 over 100 consecutive epochs. For other experimental settings not mentioned above, we follow the same practice as in Section 5.1.

The visualization results on a sample image are presented in Figure 4. First, from Figure 4(b), we can see that both VRP-SAM and ProSAM are able to generate faithful prompts with IoU close to 0.96 and BCE close to zero. Notably, the prompt embeddings sampled from our variational prompt distribution consistently perform better than at least 75% of 200 prompt embeddings learned by VRP-SAM, with higher IoU and lower BCE value. From the scatter plot of projected prompt embeddings via t-SNE [34] in Figure 4(c), we can observe that the prompts sampled from our variational prompt distribution are clearly clustered in the center, while solely learning a single observation of prompt embeddings lie in the boundary of our variational prompt distribution. This observation assures that the proposed variational prompt encoder can indeed produce more robust prompts that are closer to the center of the target prompt region $\mathcal{R}_{I_r, M_r, I_t}$, compared with the non-variational prompt encoder employed by VRP-SAM.

5.4. Ablation Study

To thoroughly evaluate the effectiveness of different components of ProSAM, we conduct ablation studies on three different aspects: formulations of prompt distribution, inference strategies, and choices of image encoder. Due to the page limit, the quantitative comparison against VRP-SAM with the same number of learnable parameters as ours, the effects of different inference strategies, and more choices of image encoder, are presented in section 9.

Formulations of Prompt Distribution. As discussed in Section 4.2, a straightforward approach to modeling the prompt distribution $P(z|I_r, M_r, I_t)$ is to assume it follows a multivariate Gaussian distribution. Consequently, we perform an ablation study under this assumption, applying the reparameterization trick inspired by VAE [13]. As shown in Table 4, using the same number of Monte Carlo samples, ProSAM with Gaussian prompt distributions consistently underperforms compared to t-distributions across all folds of PASCAL-5ⁱ. This result highlights that the heavy-tailed nature of the t-distribution encourages a more robust mean prompt by increasing the likelihood of sampling out-

lier prompts, which in turn significantly enhances our testing performance on novel classes.

Table 4. Ablation study on Gaussian prompt distribution. K denotes the number of Monte-Carlo samples, and ν represents the degrees of freedom of multivariate t-distribution.

Methods	Parameters		PASCAL-5 ⁱ				
	K	ν	F-0	F-1	F-2	F-3	Mean
ProSAM	10	5	75.26	77.57	70.29	65.22	72.04
ProSAM w/ Gaussian Dist	10	-	74.2	77.11	69.67	64.66	71.41

Choices of Image Encoder. Image encoder, as part of the prompt encoder, plays an important role in generating accurate prompt embeddings. A more powerful image encoder can generate image embeddings with more accurate semantics, hence leading to better prompt embeddings. To evaluate the generalizability of our method, we use a powerful self-supervised image encoder, the pre-trained DINOv2 [26] ViT-B to extract visual features. As shown in Table 5, we can see that DINOv2 indeed can significantly improve the mIOU for both VRP-SAM and our method, compared with ResNet-50. More importantly, we achieve a higher mIOU compared to VRP-SAM when both methods utilize DINOv2 as the image encoder. This result highlights the strong generalization capability of our variational prompt encoder across different image encoders.

Table 5. Ablation study on different image encoders, including DINOv2 [26].

Methods	Image Encoder	COCO-20 ⁱ				
		F-0	F-1	F-2	F-3	Mean
VRP-SAM	ResNet-50	47.02	54.24	59.91	51.95	53.28
	DINOv2 ViT-B/14	53.68	59.74	60.24	58.96	58.15
ProSAM	ResNet-50	48.74	55.55	60.72	53.49	54.63
	DINOv2 ViT-B/14	54.49	60.57	61.81	59.8	59.16

6. Conclusion

This paper presents ProSAM, a novel probabilistic prompt generation method that significantly enhances the robustness and zero-shot segmentation capability of SAM-based visual reference segmentation methods. By introducing a variational prompt encoder to learn a multivariate prompt distribution, we address the shortcomings of less robust prompts in existing approaches and thus consistently generate stable, high-quality masks. Through comprehensive experiments, ProSAM demonstrates superior performance over SOTA methods on the Pascal-5ⁱ and COCO-20ⁱ datasets, highlighting its potential as a reliable and effective solution for visual reference segmentation. Our findings underscore the importance of probabilistic prompt generation approaches in prompt-based segmentation and pave the way for future research in this domain.

ProSAM: Enhancing the Robustness of SAM-based Visual Reference Segmentation with Probabilistic Prompts

Supplementary Material

Appendix

Table of Contents

7. Theoretical Analysis of ProSAM and VRP-SAM	1
7.1. Equivalence of Noise Injection and Laplacian Regularization	1
7.2. The Robustness of ProSAM by Penalizing Laplacian	2
7.3. The Limitation of VRP-SAM Without Laplacian Regularization	2
7.4. Mathematical Proofs	2
8. Model Architecture	3
8.1. Feature Augmentation	3
8.2. Prompt Distribution Prediction	3
9. Additional Quantitative Evaluations	3
9.1. Confusion Matrix Comparison with VRP-SAM	3
9.2. VRP-SAM with Same Number of Parameters as ProSAM	4
9.3. Inference Strategies	5
9.4. Choices of Image Encoder	5
10. Qualitative Evaluations	5
10.1. Qualitative Comparison with VRP-SAM	5
10.2. Generalizability on Diverse Image Styles	5
10.3. Capability of Handling Challenging Cases	6

7. Theoretical Analysis of ProSAM and VRP-SAM

In this section, we present a formal analysis that reveals a deep connection between variational optimization, noise injection, and regularization. As already explained in [Section 4.2](#), by using the reparameterization trick, variational optimization is accomplished by adding noise to the prompt embeddings during training. In the subsequent section, we demonstrate that adding noise to the prompt embeddings

is mathematically equivalent to incorporating a regularization term that penalizes the Laplacian of the loss function. This equivalence not only provides a rigorous justification for our method but also elucidates how the induced flatness in the loss landscape enhances the robustness and generalization of the model.

7.1. Equivalence of Noise Injection and Laplacian Regularization

Proposition 1. *Let $f : \mathbb{R}^n \rightarrow \mathbb{R}$ be a twice continuously differentiable function and let $\epsilon \in \mathbb{R}^n$ be an i.i.d. distributed random noise vector satisfying*

$$\mathbb{E}[\epsilon] = 0 \quad \text{and} \quad \mathbb{E}[\epsilon \epsilon^T] = \sigma^2 I,$$

where I is the $n \times n$ identity matrix and $\sigma > 0$ is sufficiently small. Then, for any point $z \in \mathbb{R}^n$,

$$\mathbb{E}_\epsilon [f(z + \epsilon)] = f(z) + \frac{\sigma^2}{2} \Delta f(z) + O(\sigma^3),$$

where the Laplacian $\Delta f(z)$ is defined as

$$\Delta f(z) = \sum_{i=1}^n \frac{\partial^2 f}{\partial z_i^2}(z).$$

The formal proof of [Proposition 1](#) can be found in [Section 7.4](#).

Corollary 1. *Assuming the $O(\sigma^3)$ term is negligible, minimizing $\mathbb{E}_\epsilon [f(z + \epsilon)]$ is equivalent to minimizing*

$$f(z) + \frac{\sigma^2}{2} \Delta f(z).$$

Mapping Corollary 1 to Variational Prompt Distribution Optimization in ProSAM. In ProSAM, we optimize a variational prompt distribution $q_\phi(z \mid I_r, M_r, I_t)$ using the reparameterization trick, where the sampled prompt embedding is expressed as

$$z = \mu_z + \epsilon,$$

with ϵ being a noise vector satisfying

$$\mathbb{E}[\epsilon] = 0 \quad \text{and} \quad \mathbb{E}[\epsilon \epsilon^T] = \sigma^2 I.$$

The segmentation loss is defined as

$$\mathcal{L}(f_S^M(z, F_S^I(I_t)), M_t),$$

which measures the deviation between the predicted mask $f_S^M(z, F_S^I(I_t))$ and the ground truth mask M_t . By applying [Corollary 1](#) to this loss function, we obtain

$$\mathbb{E}_\epsilon \left[\mathcal{L}(f_S^M(z, F_S^I(I_t)), M_t) \right] \quad (11)$$

$$\approx \mathcal{L}(f_S^M(\mu_z, F_S^I(I_t)), M_t) \quad (12)$$

$$+ \frac{\sigma^2}{2} \Delta \mathcal{L}(f_S^M(\mu_z, F_S^I(I_t)), M_t). \quad (13)$$

This shows that minimizing the expected loss over the noisy prompt embeddings is equivalent to minimizing the standard segmentation loss plus an additional regularization term that penalizes the Laplacian (i.e., the curvature) of the loss with respect to the prompt embedding z at $z = \mu_z$.

7.2. The Robustness of ProSAM by Penalizing Laplacian

In this section, we explain why penalizing the Laplacian of the loss enhances the robustness of ProSAM. Following the conclusion in [Section 7.1](#), injecting noise into the prompt embeddings during training is more than just a method for sampling from a variational distribution—it acts as an implicit regularizer that penalizes the Laplacian of the loss. Near local minima, small Laplacian indicates lower curvature, which is characterized by the Hessian matrix

$$\nabla^2 \mathcal{L}(\mu_z)$$

of the loss function L with respect to the prompt embedding z , evaluated at the mean prompt μ_z . The overall curvature is then quantified by the trace of the Hessian,

$$\text{Tr}(\nabla^2 \mathcal{L}(\mu_z)) = \sum_{i=1}^n \lambda_i,$$

where λ_i are the eigenvalues of $\nabla^2 \mathcal{L}(\mu_z)$. Near a local minimum, where the segmentation loss is minimized, the loss function is typically convex or locally convex, ensuring that all eigenvalues satisfy $\lambda_i \geq 0$. Consequently, the Laplacian,

$$\Delta \mathcal{L}(\mu_z) = \text{Tr}(\nabla^2 \mathcal{L}(\mu_z)),$$

is nonnegative. When noise ϵ with variance σ^2 is added, a Taylor expansion of the loss function yields

$$\mathbb{E}[\mathcal{L}(\mu_z + \epsilon)] = \mathcal{L}(\mu_z) + \frac{1}{2} \sigma^2 \Delta \mathcal{L}(\mu_z) + O(\sigma^3).$$

This extra term, $\frac{1}{2} \sigma^2 \Delta \mathcal{L}(\mu_z)$, penalizes high curvature regions, effectively encouraging the optimization process to favor flat minima. For ProSAM, this is crucial because a flat loss landscape implies that the predicted mean prompt μ_z is robust to small perturbations, thereby enhancing the stability and generalization of segmentation performance, particularly on novel objects.

7.3. The Limitation of VRP-SAM Without Laplacian Regularization

In VRP-SAM, the prompt encoder is optimized solely by minimizing the segmentation loss:

$$\mathcal{L}(\mu_z) = \mathcal{L}(f_S^M(\mu_z, F_S^I(I_t)), M_t),$$

where μ_z is the learned prompt embedding, f_S^M denotes the SAM mask decoder, $F_S^I(I_t)$ is the image feature extraction, and M_t represents the ground truth mask. This objective ensures that the generated mask is close to the target mask but does not explicitly encourage the embedding μ_z to reside in the center of the target prompt region R_{I_r, M_r, I_t} . As a result, the learned embedding can end up near the boundary of this region, where the loss function may exhibit high curvature.

Mathematically, the curvature at the embedding μ_z is characterized by the Hessian $\nabla^2 \mathcal{L}(\mu_z)$ of the loss function, and its trace, the Laplacian,

$$\Delta \mathcal{L}(\mu_z) = \text{Tr}(\nabla^2 \mathcal{L}(\mu_z)),$$

can be large if μ_z is near a boundary or a sharp region of the loss landscape. Without a regularization term that penalizes this curvature—such as the additional term $\frac{1}{2} \sigma^2 \Delta \mathcal{L}(\mu_z)$ obtained via noise injection—the optimizer is not explicitly guided to find flatter regions. Consequently, small perturbations in the embedding can lead to significant increases in loss, making the model more sensitive to noise and less robust. This sensitivity is particularly problematic when segmenting novel objects, where the embedding must generalize well to unseen variations. Hence, the absence of Laplacian regularization in VRP-SAM can result in unstable prompt embeddings and degraded segmentation performance.

7.4. Mathematical Proofs

Proof. Step 1. Taylor Expansion

Since f is twice continuously differentiable, we can write the second-order Taylor expansion of $f(z + \epsilon)$ about the point z :

$$f(z + \epsilon) = f(z) + \nabla f(z)^T \epsilon + \frac{1}{2} \epsilon^T H_f(z) \epsilon + R(\epsilon),$$

where

- $\nabla f(z)$ is the gradient of f at z ,
- $H_f(z)$ is the Hessian matrix of f at z ,
- $R(\epsilon)$ is a remainder term of order $O(\|\epsilon\|^3)$.

Step 2. Taking the Expectation

Taking the expectation with respect to ϵ , we obtain:

$$\mathbb{E}_\epsilon [f(z + \epsilon)] = \mathbb{E}_\epsilon \left[f(z) + \nabla f(z)^T \epsilon + \frac{1}{2} \epsilon^T H_f(z) \epsilon + R(\epsilon) \right].$$

Since $f(z)$ is constant and $\mathbb{E}_\epsilon[\epsilon] = 0$, we have:

$$\mathbb{E}_\epsilon[f(z + \epsilon)] = f(z) + \frac{1}{2}\mathbb{E}_\epsilon[\epsilon^T H_f(z) \epsilon] + O(\sigma^3).$$

Step 3. Evaluating the Quadratic Term

Express the quadratic form as:

$$\epsilon^T H_f(z) \epsilon = \sum_{i=1}^n \sum_{j=1}^n H_f(z)_{ij} \epsilon_i \epsilon_j.$$

Taking the expectation, we have:

$$\mathbb{E}_\epsilon[\epsilon^T H_f(z) \epsilon] = \sum_{i=1}^n \sum_{j=1}^n H_f(z)_{ij} \mathbb{E}_\epsilon[\epsilon_i \epsilon_j].$$

Given that $\mathbb{E}_\epsilon[\epsilon_i \epsilon_j] = \sigma^2$ if $i = j$ and 0 otherwise, it follows that:

$$\mathbb{E}_\epsilon[\epsilon^T H_f(z) \epsilon] = \sigma^2 \sum_{i=1}^n H_f(z)_{ii} = \sigma^2 \text{Tr}(H_f(z)).$$

Recall that the Laplacian of f is defined as:

$$\Delta f(z) = \text{Tr}(H_f(z)) = \sum_{i=1}^n \frac{\partial^2 f}{\partial z_i^2}(z).$$

Step 4. Final Expression

Substituting the evaluated quadratic term into our expectation, we obtain:

$$\mathbb{E}_\epsilon[f(z + \epsilon)] = f(z) + \frac{1}{2}\sigma^2 \Delta f(z) + O(\sigma^3).$$

This completes the proof. \square

8. Model Architecture

In this section, the model architecture of our variational prompt encoder is described in detail. For a fair and straightforward comparison, our variational prompt encoder closely follows the model architecture of VRP-SAM [32] (see Section 3.2). As shown in Figure 5, our variational prompt encoder is composed of two major components: feature augmentation and prompt distribution prediction.

8.1. Feature Augmentation

In this component, the visual features of the reference image I_r and the target image I_t are augmented and enhanced with reference annotations M_r . First, both the reference image I_r and the target image I_t are encoded into F_{I_r} and F_{I_t} using a frozen pre-trained image encoder f_I followed by a learnable pointwise convolutional layer. To obtain a reference annotation embedding F_{M_r} , the reference image embedding F_{I_r} within the annotated region M_r is fed into

an average pooling layer. Next, F_{M_r} is concatenated with both the reference image embedding F_{I_r} and the reference annotation M_r in a pointwise manner, and then transformed by another pointwise convolutional layer to produce the final enhanced reference feature F_r^v . To obtain the enhanced target feature F_t^v , a pseudo-mask of target image M_t^{pseudo} is generated by evaluating the pixel-wise similarity map through the comparison of high-level features of reference and target image. Then, the similarity map is normalized into $[0,1]$ and serves as the pseudo mask M_t^{pseudo} for the target image. Similarly, the enhanced target feature F_t^v is obtained by transforming a concatenation of M_t^{pseudo} , F_{M_r} and F_{I_t} with a learnable pointwise convolution layer.

8.2. Prompt Distribution Prediction

Given the enhanced reference feature F_r^v and target feature F_t^v , a variational prompt distribution $q_\phi(z|I_r, M_r, I_t)$ is predicted via attention mechanisms. First, a set of learnable queries $Q \in \mathbb{R}^{m \times c}$ is initialized and interacted with the reference feature F_r^v through a cross-attention layer and a self-attention layer, to generate query vectors $Q'_r \in \mathbb{R}^{m \times c}$ containing information about the object to be segmented. These query vectors Q'_r then interact with the target feature F_t^v via another cross-attention layer and a subsequent self-attention layer to produce the prompt features $Q'_t \in \mathbb{R}^{m \times c}$. Finally, two linear transformation heads are employed to predict the mean $\hat{\mu}_z$ and standard deviation $\hat{\sigma}_z$ of the variational prompt distribution $q_\phi(z|I_r, M_r, I_t)$, respectively. For the quantitative comparison against VRP-SAM with two linear layers appended at the end of prompt encoder, please refer to Section 9.2.

9. Additional Quantitative Evaluations

To thoroughly assess the effectiveness of ProSAM, more quantitative evaluations have been conducted and presented here due to the page limit. First, we analyze our confusion matrix compared with VRP-SAM confusion matrix in Section 9.1 for a detailed comparison. Secondly, to conduct a fair comparison against VRP-SAM with the same number of parameters as ours, we present an ablation study on VRP-SAM with two linear layers appended in Section 9.2. Additionally, an ablation study on different inference strategies has been conducted in Section 9.3. Lastly, we present more quantitative results on different choice of image encoder in Section 9.4. Again, similar to the results presented in section 5, the experimental results presented here for both VRP-SAM and our method are conducted under identical experimental settings to ensure a fair comparison.

9.1. Confusion Matrix Comparison with VRP-SAM

As demonstrated in Section 5.2, we have outperformed the state-of-the-art method VRP-SAM on both COCO-20ⁱ and PASCAL-5ⁱ (see Table 1), and surpassed VRP-SAM under

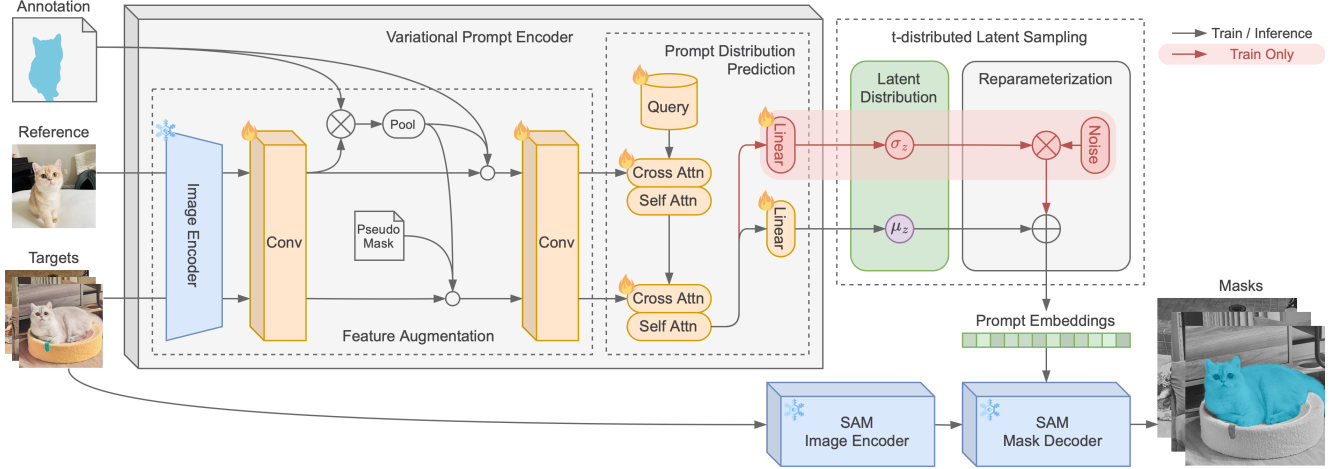


Figure 5. The detailed model architecture of ProSAM. The only trainable module in ProSAM is the variational prompt encoder, which is composed of two components: feature augmentation and prompt distribution prediction. Specifically, the feature augmentation aims to extract the enhanced reference and target feature to guide the learning of prompt distribution. The prompt distribution prediction module is responsible for predicting the variational prompt distribution to guide the SAM in mask generation for the target images.

the significant domain shift from COCO-20ⁱ to PASCAL-5ⁱ (see Table 3). The question is whether ProSAM will potentially suffer from a greater false negative rate (FNR) while predicting a mean prompt that is more aligned with the center of target prompt region $\mathcal{R}_{I_r, M_r, I_t}$ (defined in Section 4.2). The detailed evaluations of ProSAM and VRP-SAM on True Positive Rate (TPR), True Negative Rate (TNR), False Positive Rate (FPR), and False Negative Rate (FNR) have been presented in Table 6. As you can see, for every fold in PASCAL-5ⁱ, ProSAM can obtain a higher TPR and TNR in terms of pixel-level accuracy, while reducing the FPR and FNR systematically.

Table 6. A detailed comparison of ProSAM predictions with VRP-SAM predictions. At here, the True Positive Rate (TPR), True Negative Rate (TNR), False Positive Rate (FPR), and False Negative Rate (FNR) have been computed for both ProSAM and VRP-SAM predictions on PASCAL-5ⁱ.

Methods	Metrics	PASCAL-5 ⁱ			
		F-0	F-1	F-2	F-3
ProSAM	TPR(%)	78.47	68.97	66.97	66.37
VRPSAM		78.14	68.21	65.88	64.39
ProSAM	TNR(%)	11.55	19.91	17.82	16.74
VRPSAM		11.54	19.89	17.22	16.67
ProSAM	FPR(%)	9.21	9.5	12.75	14.13
VRPSAM		9.53	10.25	13.84	16.12
ProSAM	FNR(%)	0.78	1.62	2.46	2.75
VRPSAM		0.78	1.64	3.05	2.82

9.2. VRP-SAM with Same Number of Parameters as ProSAM

As described in Section 5.1 and section 8, the major difference in our model architecture compared with VRP-SAM is that we append two linear layers at the end of the variational prompt encoder to predict the mean and variance of the prompt distributions. Therefore, ProSAM has more learnable parameters resulting from these two linear layers. To conduct a fair comparison under the same number of learnable parameters, we trained a VRP-SAM with two linear layers appended at the end of their prompt encoder while keeping other experimental settings the same. From Table 7, we can see that appending two linear layers at the end of VRP-SAM prompt encoder fails to boost the VRP-SAM performance. In other words, with the same number of learnable parameters, ProSAM still surpasses VRP-SAM by a large margin.

Table 7. A quantitative comparison against VRP-SAM with the exactly same number of learnable parameters as ours. To be specific, 2 linear layers have been appended at the end of VRP-SAM prompt encoder to ensure identical model architecture as ours (see the second row below).

Methods	Metrics	PASCAL-5 ⁱ			
		F-0	F-1	F-2	F-3
ProSAM	mIOU(%)	75.26	77.57	70.29	65.22
VRPSAM+2Linear		74.04	76.55	69.71	63.98
VRPSAM		74.01	76.77	69.46	64.34

9.3. Inference Strategies

As mentioned in Section 4.2, the predicted mean prompt $\hat{\mu}_z$ is employed to generate the predicted mask during inference, since the robustness of $\hat{\mu}_z$ can be guaranteed due to the existence of margin between $\hat{\mu}_z$ and the boundary of target prompt region $\mathcal{R}_{I_r, M_r, I_t}$. However, it is still interesting to see the effectiveness of utilizing randomly sampled prompts from the learned prompt distribution $z \sim q_\phi(z|I_r, M_r, I_t)$ during inference. Therefore, we experimented with 5 different inference strategies, in which we sample K prompts and merge their corresponding K masks in 5 different ways. Specifically, they merge either the logit masks or the binary masks given a threshold of 0.5. From Table 8, all the inference strategies with different ways of merging K masks achieve comparable results to using only the mask prompted by the $\hat{\mu}_z$. This indicates that our learned multivariate prompt distribution does span over the target prompt region $\mathcal{R}_{I_r, M_r, I_t}$.

Table 8. Ablation study on different inference strategies. Their mIOU on F-0 of PASCAL-5ⁱ is presented.

Methods	Inference Strategies	mIOU
ProSAM	mean prompt only	75.26
ProSAM	max of K logit masks	74.69
	mean of K logit masks	75.16
	max of K binary masks	74.67
	mean of K binary masks	74.92
	majority vote of K binary masks	75.05

9.4. Choices of Image Encoder

In addition to ResNet-50 [7] and DINOv2 [26], we also experimented on adopting VGG-16 [31] as the image encoder. From Table 9, we can see that ProSAM with VGG-16 surpasses VRP-SAM with VGG-16 for all different folds. Also, for both VRP-SAM and ProSAM, the performance with VGG-16 generally performs worse than the performance with ResNet-50. This indicates that ResNet-50 can extract more accurate semantic-aware visual features and thereby enable ProSAM to learn better prompts.

Table 9. The quantitative evaluations of ProSAM with different image encoders such as ResNet-50 and VGG-16.

Methods	Image Encoder	PASCAL-5 ⁱ				
		F-0	F-1	F-2	F-3	Mean
VRP-SAM	ResNet-50	74.01	76.77	69.46	64.34	71.14
	VGG-16	69.72	74.74	67.12	61.84	68.35
ProSAM	ResNet-50	75.26	77.57	70.09	65.22	72.04
	VGG-16	70.53	75.30	68.25	62.99	69.27

10. Qualitative Evaluations

To qualitatively evaluate the effectiveness of ProSAM, we first present a qualitative comparison with VRP-SAM on COCO-20ⁱ in Figure 6, then showcase the generalizability of ProSAM on diverse image styles in Figure 7 and lastly demonstrate our capability of handling challenging cases in Figure 8.

10.1. Qualitative Comparison with VRP-SAM

After a thorough qualitative analysis of masks generated by ProSAM and VRP-SAM across multiple datasets, we observed a general trend: our generated masks are less prone to artifacts, such as small holes or disconnected regions, which often appear in the masks produced by VRP-SAM.

For example, in Figure 6, VRP-SAM predictions on "car" and "banana" exhibit many small holes and pixelated artifacts in the masked region, whereas our predictions are consistently more robust with fewer pixelated artifacts. One key reason is that the mean prompts of our learned prompt distribution are more robust and precise than prompts predicted by VRP-SAM because our mean prompts are encouraged to be more closely aligned with the center of the target prompt region during the training. Thus, the masks generated by our mean prompts have higher quality. It is also interesting to see that VRP-SAM masks tend to have more false positives, which is consistent with our findings in Section 9.1. Taking "car" and "clock" in Figure 6 as examples: VRP-SAM wrongly perceives the road as "car"; the entire spire is incorrectly predicted as "clock" by VRP-SAM. However, by taking advantage of the robustness of our predicted mean prompts, our mask predictions on "car" and "clock" are accurate and precise with much fewer false positives. For "fork", VRP-SAM not only predicts more false positives but also wrongly treats other silverware (e.g., spoon and knife) as a "fork", while we generate a more accurate mask for "fork" by leveraging a more optimal prompt encoder.

10.2. Generalizability on Diverse Image Styles

To evaluate the generalizability of ProSAM on images with novel and unseen styles, we conducted experiments on images featuring complex scenes and diverse styles. Specifically, both reference images and target images were collected from the internet, and the reference annotations were curated by prompting SAM with bounding boxes. As demonstrated in Figure 7, even though the model is trained on general-style images only (COCO-20ⁱ), ProSAM can consistently generate high-quality masks with precise and clean boundaries, regardless of whether the target images are artistic paintings or photorealistic scenes. The ability to maintain such performance, even across vastly different image styles, is particularly impressive, as it requires no re-training or fine-tuning of the model. This strongly high-

lights the zero-shot segmentation capability of ProSAM in open-world scenarios.

10.3. Capability of Handling Challenging Cases

In image segmentation, certain challenging scenarios often cause segmentation methods to fall short. One such challenge arises when target objects have irregular shapes and non-uniform boundaries, which can lead to artifacts along object edges. Another common difficulty occurs when an image contains multiple target objects, as some objects may be overlooked, either receiving no masks or being assigned low-quality masks.

To better showcase our capability in understanding visual references and handling these challenges, we present qualitative results for these two scenarios in [Figure 8](#). The visualization results demonstrate that ProSAM effectively generates high-quality masks even in the presence of complex shapes and multiple target objects. A key reason behind this strong performance is that our variational prompt encoder jointly learns multiple prompt distributions to guide SAM, enabling it to capture both non-uniform object boundaries and multiple objects within a scene. For example, in [Figure 8](#), even though the motorcycle has an irregular boundary, our predictions accurately capture its complexity, producing a high-quality mask. Additionally, for the target images containing 15 goats, ProSAM successfully detects and segments all of them, demonstrating its robustness in handling multiple target objects.

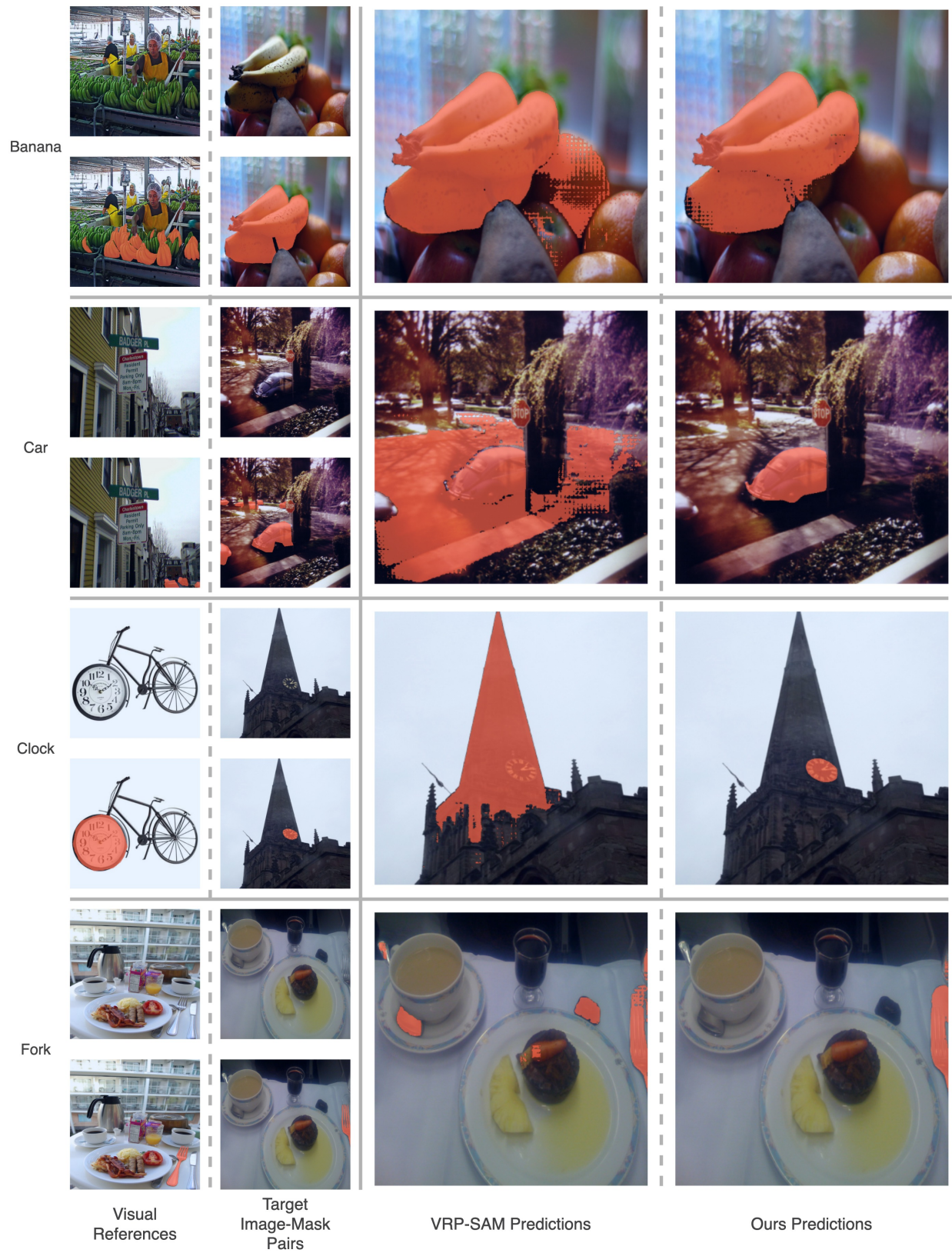



Figure 6. Qualitative comparison between VRP-SAM and ProSAM on COCO-20ⁱ.



Visual References

Ours Predictions

Figure 7. Qualitative results of ProSAM (trained on COCO-20ⁱ) across diverse image styles. Both the reference images and target images were collected from the internet.

Complex
Shape



Multiple
Objects



Visual Reference

Our Predictions

Visual Reference

Our Predictions

Figure 8. Qualitative results of ProSAM on two famous challenging cases including segmenting objects with irregular shape and segmenting multiple target objects.

References

- [1] Najmeh Abiri and Mattias Ohlsson. Variational auto-encoders with student's t-prior. *arXiv preprint arXiv:2004.02581*, 2020. 5
- [2] Atilim Gunes Baydin, Barak A Pearlmutter, Alexey Andreyevich Radul, and Jeffrey Mark Siskind. Automatic differentiation in machine learning: a survey. *Journal of machine learning research*, 18(153):1–43, 2018. 4
- [3] David M Blei, Alp Kucukelbir, and Jon D McAuliffe. Variational inference: A review for statisticians. *Journal of the American statistical Association*, 112(518):859–877, 2017. 2
- [4] Malik Boudiaf, Hoel Kervadec, Ziko Imtiaz Masud, Pablo Piantanida, Ismail Ben Ayed, and Jose Dolz. Few-shot segmentation without meta-learning: A good transductive inference is all you need? In *Proc. CVPR*, pages 13979–13988, 2021. 7
- [5] Peng Ding. On the conditional distribution of the multivariate t distribution. *The American Statistician*, 70(3):293–295, 2016. 4
- [6] Qi Fan, Wenjie Pei, Yu-Wing Tai, and Chi-Keung Tang. Self-support few-shot semantic segmentation. In *Proc. ECCV*, pages 701–719, 2022. 6
- [7] Kaiming He, Xiangyu Zhang, Shaoqing Ren, and Jian Sun. Deep residual learning for image recognition. In *Proc. CVPR*, pages 770–778, 2016. 3, 6, 5
- [8] Wenbin He, Suphanut Jamonnak, Liang Gou, and Liu Ren. CLIP-S4: Language-guided self-supervised semantic segmentation. In *Proc. CVPR*, pages 11207–11216, 2023. 1
- [9] Sunghwan Hong, Seokju Cho, Jisu Nam, Stephen Lin, and Seungryong Kim. Cost aggregation with 4d convolutional swin transformer for few-shot segmentation. In *Proc. ECCV*, pages 108–126, 2022. 6
- [10] Qing Jiang, Feng Li, Zhaoyang Zeng, Tianhe Ren, Shilong Liu, and Lei Zhang. T-Rex2: Towards generic object detection via text-visual prompt synergy. In *Proc. ECCV*, pages 38–57, 2024. 1, 2
- [11] Joakim Johnander, Johan Edstedt, Michael Felsberg, Fahad Shahbaz Khan, and Martin Danelljan. Dense Gaussian processes for few-shot segmentation. In *Proc. ECCV*, pages 217–234. Springer, 2022. 7
- [12] Juno Kim, Jaehyuk Kwon, Mincheol Cho, Hyunjong Lee, and Joong-Ho Won. t^3 -variational autoencoder: Learning heavy-tailed data with student's t and power divergence. In *Proc. ICLR*, 2024. 5
- [13] Diederik P Kingma. Auto-encoding variational Bayes. *arXiv preprint arXiv:1312.6114*, 2013. 2, 8
- [14] Alexander Kirillov, Eric Mintun, Nikhila Ravi, Hanzi Mao, Chloe Rolland, Laura Gustafson, Tete Xiao, Spencer Whitehead, Alexander C. Berg, Wan-Yen Lo, Piotr Dollar, and Ross Girshick. Segment anything. In *Proc. ICCV*, pages 4015–4026, 2023. 1
- [15] Chunbo Lang, Gong Cheng, Binfei Tu, and Junwei Han. Learning what not to segment: A new perspective on few-shot segmentation. In *Proc. CVPR*, pages 8057–8067, 2022. 6
- [16] Chunbo Lang, Gong Cheng, Binfei Tu, and Junwei Han. Learning what not to segment: A new perspective on few-shot segmentation. In *Proc. CVPR*, pages 8057–8067, 2022. 6
- [17] Xudong Lin, Yueqi Duan, Qiyuan Dong, Jiwen Lu, and Jie Zhou. Deep variational metric learning. In *Proceedings of the European Conference on Computer Vision (ECCV)*, pages 689–704, 2018. 2
- [18] Jie Liu, Yanqi Bao, Guo-Sen Xie, Huan Xiong, Jan-Jakob Sonke, and Efstratios Gavves. Dynamic prototype convolution network for few-shot semantic segmentation. In *Proc. CVPR*, pages 11553–11562, 2022. 6
- [19] Yuanwei Liu, Nian Liu, Qinglong Cao, Xiwen Yao, Junwei Han, and Ling Shao. Learning non-target knowledge for few-shot semantic segmentation. In *Proc. CVPR*, pages 11573–11582, 2022. 6
- [20] Yang Liu, Muzhi Zhu, Hengtao Li, Hao Chen, Xinlong Wang, and Chunhua Shen. Matcher: Segment anything with one shot using all-purpose feature matching. *arXiv preprint arXiv:2305.13310*, 2023. 1, 2, 5, 6
- [21] I Loshchilov. Decoupled weight decay regularization. *arXiv preprint arXiv:1711.05101*, 2017. 6
- [22] Ilya Loshchilov and Frank Hutter. Sgdr: Stochastic gradient descent with warm restarts. *arXiv preprint arXiv:1608.03983*, 2016. 6
- [23] Juhong Min, Dahyun Kang, and Minsu Cho. Hypercorrelation squeeze for few-shot segmentation. In *Proc. ICCV*, pages 6941–6952, 2021. 6, 7
- [24] Seonghyeon Moon, Samuel S Sohn, Honglu Zhou, Sejong Yoon, Vladimir Pavlovic, Muhammad Haris Khan, and Mubbasir Kapadia. HM: Hybrid masking for few-shot segmentation. In *Proc. ECCV*, pages 506–523, 2022. 7
- [25] Khoi Nguyen and Sinisa Todorovic. Feature weighting and boosting for few-shot segmentation. In *Proc. ICCV*, pages 622–631, 2019. 5
- [26] Maxime Oquab, Timothée Darcet, Theo Moutakanni, Huy V. Vo, Marc Szafraniec, Vasil Khalidov, Pierre Fernandez, Daniel Haziza, Francisco Massa, Alaaeldin El-Nouby, Russell Howes, Po-Yao Huang, Hu Xu, Vasu Sharma, Shang-Wen Li, Wojciech Galuba, Mike Rabbat, Mido Assran, Nicolas Ballas, Gabriel Synnaeve, Ishan Misra, Herve Jegou, Julien Mairal, Patrick Labatut, Armand Joulin, and Piotr Bojanowski. DINOv2: Learning robust visual features without supervision. *arXiv preprint arXiv:2304.07193*, 2023. 8, 5
- [27] Bohao Peng, Zhuotao Tian, Xiaoyang Wu, Chengyao Wang, Shu Liu, Jingyong Su, and Jiaya Jia. Hierarchical dense correlation distillation for few-shot segmentation. In *Proc. CVPR*, pages 23641–23651, 2023. 6
- [28] Nikhila Ravi, Valentin Gabeur, Yuan-Ting Hu, Ronghang Hu, Chaitanya Ryali, Tengyu Ma, Haitham Khedr, Roman Rädle, Chloe Rolland, Laura Gustafson, et al. SAM 2: Segment anything in images and videos. *arXiv preprint arXiv:2408.00714*, 2024. 1
- [29] Amirreza Shaban, Shray Bansal, Zhen Liu, Irfan Essa, and Byron Boots. One-shot learning for semantic segmentation. *arXiv preprint arXiv:1709.03410*, 2017. 5
- [30] Xinyu Shi, Dong Wei, Yu Zhang, Donghuan Lu, Munan Ning, Jiashun Chen, Kai Ma, and Yefeng Zheng. Dense

- cross-query-and-support attention weighted mask aggregation for few-shot segmentation. In *Proc. ECCV*, pages 151–168, 2022. [6](#), [7](#)
- [31] Karen Simonyan. Very deep convolutional networks for large-scale image recognition. *arXiv preprint arXiv:1409.1556*, 2014. [5](#)
- [32] Yanpeng Sun, Jiahui Chen, Shan Zhang, Xinyu Zhang, Qiang Chen, Gang Zhang, Errui Ding, Jingdong Wang, and Zechao Li. VRP-SAM: Sam with visual reference prompt. In *Proc. CVPR*, pages 23565–23574, 2024. [1](#), [2](#), [3](#), [5](#), [6](#), [7](#)
- [33] Zhuotao Tian, Hengshuang Zhao, Michelle Shu, Zhicheng Yang, Ruiyu Li, and Jiaya Jia. Prior guided feature enrichment network for few-shot segmentation. *IEEE Transactions on Pattern Analysis and Machine Intelligence*, 44(2):1050–1065, 2020. [6](#), [7](#)
- [34] Laurens Van der Maaten and Geoffrey Hinton. Visualizing data using t-SNE. *Journal of Machine Learning Research*, 9(11), 2008. [8](#)
- [35] Xinlong Wang, Wen Wang, Yue Cao, Chunhua Shen, and Tiejun Huang. Images speak in images: A generalist painter for in-context visual learning. In *Proc. CVPR*, pages 6830–6839, 2023. [5](#), [6](#)
- [36] Xinlong Wang, Xiaosong Zhang, Yue Cao, Wen Wang, Chunhua Shen, and Tiejun Huang. SegGPT: Towards segmenting everything in context. In *Proc. ICCV*, pages 1130–1140, 2023. [5](#), [6](#)
- [37] Xiaoqi Wang, Wenbin He, Xiwei Xuan, Clint Sebastian, Jorge Piazentin Ono, Xin Li, Sima Behpour, Thang Doan, Liang Gou, Han-Wei Shen, and Liu Ren. USE: Universal segment embeddings for open-vocabulary image segmentation. In *Proc. CVPR*, pages 4187–4196, 2024. [1](#)
- [38] Haoyu Xie, Changqi Wang, Mingkai Zheng, Minjing Dong, Shan You, Chong Fu, and Chang Xu. Boosting semi-supervised semantic segmentation with probabilistic representations. In *Proceedings of the AAAI conference on artificial intelligence*, pages 2938–2946, 2023. [2](#)
- [39] Mengde Xu, Zheng Zhang, Fangyun Wei, Han Hu, and Xiang Bai. Side adapter network for open-vocabulary semantic segmentation. In *Proc. CVPR*, pages 2945–2954, 2023. [1](#)
- [40] Boyu Yang, Chang Liu, Bohao Li, Jianbin Jiao, and Qixiang Ye. Prototype mixture models for few-shot semantic segmentation. In *Proc. ECCV*, pages 763–778, 2020. [7](#)
- [41] Tianyuan Yu, Da Li, Yongxin Yang, Timothy M Hospedales, and Tao Xiang. Robust person re-identification by modelling feature uncertainty. In *Proceedings of the IEEE/CVF international conference on computer vision*, pages 552–561, 2019. [2](#)
- [42] Gengwei Zhang, Guoliang Kang, Yi Yang, and Yunchao Wei. Few-shot segmentation via cycle-consistent transformer. *Proc. NeurIPS*, 34:21984–21996, 2021. [6](#)
- [43] Gengwei Zhang, Guoliang Kang, Yi Yang, and Yunchao Wei. Few-shot segmentation via cycle-consistent transformer. *Proc. NeurIPS*, 34:21984–21996, 2021. [7](#)
- [44] Gengwei Zhang, Guoliang Kang, Yi Yang, and Yunchao Wei. Few-shot segmentation via cycle-consistent transformer. *Proc. NeurIPS*, 34:21984–21996, 2021. [6](#)
- [45] Renrui Zhang, Zhengkai Jiang, Ziyu Guo, Shilin Yan, Junting Pan, Xianzheng Ma, Hao Dong, Peng Gao, and Hongsheng Li. Personalize segment anything model with one shot. *arXiv preprint arXiv:2305.03048*, 2023. [1](#), [2](#), [5](#), [6](#)
- [46] Xueyan Zou, Jianwei Yang, Hao Zhang, Feng Li, Linjie Li, Jianfeng Wang, Lijuan Wang, Jianfeng Gao, and Yong Jae Lee. Segment everything everywhere all at once. *Proc. NeurIPS*, 36, 2024. [6](#)