
Grokking in LLM Pretraining? Monitor Memorization-to-Generalization without Test

Ziyue Li¹, Chenrui Fan¹, Tianyi Zhou

¹Department of Computer Science, University of Maryland, College Park
litzy619@umd.edu, cfan42@umd.edu, tianyi.david.zhou@gmail.com

Abstract

This paper presents *the first study of grokking in practical LLM pretraining*. Specifically, we investigate when an LLM memorizes the training data, when its generalization on downstream tasks starts to improve, and what happens if there is a lag between the two. Unlike existing works studying when a small model generalizes to limited and specified tasks during thousands epochs’ training on algorithmic data, we focus on a practical setting for LLMs, i.e., one-epoch pretraining of next-token prediction on a cross-domain, large-scale corpus, and generalization on diverse benchmark tasks covering math/commonsense reasoning, code generation, and domain-specific retrieval. Our study, *for the first time, verifies that grokking still emerges in pretraining mixture-of-experts (MoE) LLMs*, though different local data groups may enter their grokking stages asynchronously due to the heterogeneity of their distributions and attributions to others. To find a mechanistic interpretation of this local grokking, we investigate the dynamics of training data’s pathways (i.e., expert choices across layers in MoE). Our primary discovery is that *the pathways evolve from random, non-smooth across layers, instance-specific to more structured and transferable across samples*, despite the converged pretraining loss. This depicts a transition from memorization to generalization. Two novel metrics are developed to quantify these patterns: one computes the pathway similarity between samples, while the other measures the consistency of aggregated experts between subsequent layers for each sample. These training data based metrics induce zero cost but can faithfully track and monitor the generalization of LLMs on downstream tasks, which, in conventional settings, requires costly instruction tuning and benchmark evaluation. We also ground our findings in a theoretical analysis of one-layer MoE, showing that more structured pathways improve the generalization bound.

1 Introduction

Large language models (LLMs) with Transformer [25] architectures have demonstrated that pretraining for a general-purpose task such as autoregressive prediction on a large corpus can gain powerful generalization across diverse downstream tasks and domains [3, 24, 2, 29]. Capabilities such as prompting [27], reasoning [8, 1], and in-context learning also emerge during training. However, a counter-intuitive “grokking” [20, 18, 23, 15] has been widely observed in training Transformer models: the generalization starts to improve or even sharply rises long after training loss converged or plateaued—an indicator of overfitting in conventional machine learning. While grokking indicates a transition from memorization to generalization [9], it challenges our fundamental understanding of training dynamics and the underlying mechanism of generalization.

Despite recent attempts to explain the generalization induced by grokking, they have been largely confined to small models trained for hundreds to thousands of epochs on algorithm-synthesized small-scale data with generalization to limited and highly specified tasks [20, 13, 18, 16, 10, 4, 21]. Instead, LLMs’ pre-training often takes only one epoch on a web-scale corpus of heterogeneous,

cross-domain data that usually contains noise, imbalance, and redundancy [3, 29]. Hence, LLMs’ learning dynamics can vary drastically across different data, leaving whether grokking still emerges in LLM pretraining an open problem. It is also unclear whether and when different data are memorized with converged loss, and, whether they are memorized at the same time. Moreover, without the repeated replay of the same data and a decrease in loss, the conversion from memorizing training tokens to generalizing on downstream tasks remains mysterious: When does the model start to generalize to different tasks? Is memorization a prerequisite? How does generalization performance change after memorization?

Unfortunately, these questions cannot be answered by the dynamics of pretraining loss since the generalization performance can still vary after the loss plateaued, as observed in previous studies of grokking [20, 18]. For LLMs, it is also practically expensive to monitor its generalization performance during pretraining, since the model has to be finetuned to gain instruction-following capability before being evaluated on downstream tasks. Hence, developing an efficient-to-compute metric to accurately track the generalization can offer critical insights on better understanding and improving the pretraining of LLMs.

Main Contributions In this paper, we investigate the training dynamics and grokking in LLM pretraining for a mechanistic interpretation of its emergent generalization on downstream tasks. Our study is conducted on the open-sourced pretraining checkpoints of a 7B mixture-of-experts (MoE) LLM, OLMoE [17]. While our study mainly focuses on OLMoE, its pretraining and evaluation setups are common among other LLMs. For the first time, we verify the existence of local grokking during LLM pretraining. However, unlike the previously observed global and synchronous grokking for most data [20, 16, 18], *LLM memorizes domains/groups of training data at different training steps and takes varying amounts of steps to generalize to related benchmark tasks*. The starting time and lasting steps of such local grokking vary across data groups. As a result, generalization performance is usually unstable during the earlier pretraining stages but starts to steadily improve once sufficient data have been memorized. This local difference also reflects data difficulty: the later memorized data group often takes longer to generalize.

Another primary challenge is to explain how the continual pretraining after memorization completed leads to the delayed sharp rise of the generalization performance. To investigate the mechanism of memorization-to-generalization transition, we explore internal states of LLMs track their major changes after loss converges. Specifically, we study how the pathways (the expert choices across layers for training samples) in OLMoE change. We introduce two metrics to measure their complexity how it changes over time: (1) the edit distance between different samples’ pathways; and (2) the consistency of selected experts’ embedding between consecutive layers for each sample.

Our empirical analysis on four domains reveals a prominent trend of the pathway complexity during grokking: the edit distance declines and the consistency increases, despite the converged training loss and more data being learned. This change in pathway complexity reflects a transition to smarter memorization: it keeps discovering more transferable knowledge across samples to encode data more efficiently. *It explains why generalization improves with plateaued training loss: the model keeps finding more generalizable and shareable structures to memorize training data*. Additionally, we provide a theoretical explanation relating the pathway complexity to a generalization bound of a one-layer MoE. Practically, the two metrics show strong correlations with the evaluation results on standard benchmarks after instruction finetuning. Therefore, they provide a zero-cost, finetuning and benchmark evaluation-free tool to monitor generalization during pretraining, which is critical to LLM developers and practitioners. These discoveries take the first step toward bridging the gaps of understanding grokking and memorization-to-generalization transition in LLM pretraining. Our key findings and contributions can be summarized as:

- Grokking still occurs during the one-epoch pretraining of practical-scale LLMs, but it is local and asynchronous for different data groups, unlike global grokking for all data in previous works.
- Grokking’s memorization-to-generalization transition can be explained by the dynamics of pathways in MoE: pathway similarity between samples and consistency across layers increase. A theoretical connection is also built between the pathway complexity and a generalization bound.
- The two metrics we developed to measure pathway complexity provide a finetuning and evaluation-free tool with almost zero cost to monitor the generalization during LLM pretraining.

2 Related Work

Previous studies on grokking have primarily focused on relatively small models and simplistic tasks. Grokking was first identified by Power et al. [20], who observed the phenomenon using a two-layer transformer trained on a small-scale algorithmic dataset. Subsequent investigations have extended these findings to shallow transformers and densely connected networks [18, 19, 16, 14, 5], and CNNs [10]. Notably, all aforementioned studies employ multi-epoch training paradigms, which differ substantially from the one-pass training approach typical in LLM pretraining. Although Lv et al. [15] examined grokking behavior using a 162M parameter transformer pretrained on 40 billion tokens for a copying task, the scale of their model, dataset, and the simplicity of the task remain distant from practical, real-world scenarios. In contrast, our study is the first to investigate grokking in a 7-billion parameter LLM across diverse and practical tasks, including mathematical reasoning, code generation, commonsense understanding, and domain-specific knowledge retrieval.

Several works have focused on revealing the mechanisms behind grokking behavior. Liu et al. [13] demonstrated in a simplified setting that grokking results from structured representations emerging during training. Nanda et al. [18] further revealed that grokking can be attributed to the gradual amplification of structured mechanisms encoded within model weights. Wang et al. [26] showed that even small Transformers trained from scratch on synthetic reasoning tasks exhibit a grokking-driven emergence of implicit reasoning, where generalization arises only after extended overfitting and internal structure formation. Using a single-layer ReLU network, Merrill et al. [16] associated grokking with subnetwork sparsity. Meanwhile, Humayun et al. [10] observed that decision boundaries become smoother during the grokking phase in CNN classification tasks. Beyond interpretability-focused research, Notsawo Jr et al. [19] identified oscillatory patterns in early training loss as predictors of subsequent grokking phenomena. Distinct from these works, our research provides an explanation of grokking within significantly larger LLMs through an interpretative analysis of MoE architectures. Additionally, we introduce practical indicators for monitoring generative behavior throughout LLM pretraining.

3 Grokking (Delayed Generalization) in LLM Pretraining

While most existing works study grokking of small models on specified algorithmic tasks, investigating similar phenomena in LLM pretraining poses several new unique challenges, which inherently motivate several designs in our experimental settings.

- **Training-test evaluation gap:** most LLMs are trained for the next token(s) prediction while evaluated on diverse benchmark tasks, making the conventional comparison between training and test loss/accuracy invalid. Hence, we need to adapt the definition of grokking to the LLM setting.
- **Heterogeneous, web-sourced, cross-domain training data:** While previous grokking studies focus on clean training data with the same distribution/format, most LLMs are pretrained on heterogeneous, cross-domain, web-sourced data that contain redundant, contaminated, or imbalanced samples. Hence, their loss may converge at different rates and pose distinct effects on downstream tasks. To address these challenges, we carefully filter and group the data in our analysis.
- **Generalization to diverse downstream tasks:** Previous studies of grokking focus on generalization to highly-specified and limited tasks, while practical LLMs are expected to generalize to arbitrary tasks or domains via prompting. Hence, LLMs’ generalization behaviors may vary drastically across different downstream tasks/benchmarks and difficulty levels during pretraining.
- **One-epoch pretraining:** Most LLMs’ pretraining only takes one epoch, so the model has been trained only once on each sample, and its training loss may even converge before visiting later data. However, such “memorization” of unseen data is not caused by overfitting or repeated replay. Instead, it reflects the interpolation or composition of learned data, which might be counted as “generalization” in previous works but differs from the emergent generalization of LLMs on new tasks.

3.1 Study Training Dynamics of LLM Pretraining

Memorization is measured by the pretraining objective. Next token prediction (NTP) is the most widely adopted pretraining objective for LLMs. Let the pretraining corpus be D_{train} , it aims to minimize the negative log-likelihood (NLL) of each token $x_{i,j}$ given previous tokens $x_{i,<j}$ in a text

sequence $x_i = (x_{i,1}, \dots, x_{i,|j|})$ drawn from D_{train} :

$$\ell_i(\theta) = -\frac{1}{|x_i|} \sum_{j=1}^{|x_i|} \log p_{\theta}(x_{i,j} | x_{i,<j}). \quad (1)$$

Since $\ell_i(\theta)$ directly measures how the model memorizes each token in x_i , we will track it in the pretraining process and identify the sample with consistently small and converged loss across checkpoints as memorized. Specifically, for a sample x_i with loss $\ell_i(\theta_t)$ at pretraining step t , we identify it as *memorized* since step t_i^* if $\ell_i(\theta_t) \leq \varepsilon$ and $|\ell_i(\theta_t) - \ell_i(\theta_T)| \leq \delta$ for all $t \geq t_i^*$, where ε is a small threshold, δ enforces stability over time, and T indexes the final pretraining checkpoint.

Generalization is measured on standard benchmarks after instruction tuning. As foundation models with various emergent capabilities, LLMs are expected to generalize to an open set of unseen tasks through simple prompting/instructions. Hence, their generalization performance is usually measured across standard benchmarks defined on diverse downstream tasks. To equip a pretrained LLM θ with the instruction-following capability, an instruction tuning algorithm \mathcal{A}_{IT} further finetunes θ on a dataset D_{IT} . The generalization performance on benchmark- i is then measured by

$$\mathcal{G}_i = \text{Eval}_i(\theta_{\text{IT}}, D_i), \theta_{\text{IT}} = \mathcal{A}_{\text{IT}}(\theta, D_{\text{IT}}), \quad (2)$$

where D_i is the dataset in benchmark- i and Eval_i defines the corresponding evaluation metric, which varies across benchmarks for different types of tasks. For example, accuracy is usually used in multi-choice QA tasks while BLEU/ROUGE scores are used in summarization and generation tasks. For code generation tasks, the generalization performance is usually measured by unit tests, where a test case is considered correct if the generated code can pass the unit tests.

Grokking refers to delayed generalization improvement after memorization is completed.

Following the same spirit of previous works on grokking, we mainly focus on the phenomenon that \mathcal{G}_i starts to surge long after $\ell_i(\theta)$ has converged/plateaued. We also use the training loss to track memorization as previous works. However, the test loss adopted by previous grokking analysis is no longer an ideal metric for LLM generalization, since it focuses on token-level matching to ground truths while downstream tasks focus on semantic-level matching, and some of them do not provide ground truths (e.g., code generation).

Experimental Setup We equidistantly sample 10 checkpoints from the OLMoE pretraining trajectory. To evaluate memorization, we probe OLMoE on samples drawn directly from its pretraining corpus D_{train} , ensuring fidelity to the model’s original distribution. We evaluate generalization on widely used benchmarks spanning four domains: *math*, *code*, *commonsense QA*, and *domain-specific QA* (10k pretraining and 10k test samples per domain; see Appendix A). To exclude contaminated benchmark samples from the generalization analysis, we apply the Min-K%++ membership inference method [28] to identify them. Moreover, we mainly focus on the samples whose model predictions become consistently correct before the pretraining ends, and analyze when this generalization emerges and how long it persists. For downstream tasks, we apply lightweight LoRA-based instruction tuning \mathcal{A}_{IT} on D_{IT} to equip checkpoints with basic instruction-following capability while preserving pretrained capabilities (Appendix B).

3.2 Asynchronous Memorization, Delayed Generalization, & Local Grokking

To understand when memorization unfolds during pretraining and how it affects generalization, Figure 1 contrasts the number of memorized training samples (using the criterion defined above) at each pretraining checkpoint with benchmark performance for each domain. It shows that (1) training samples are memorized at different pretraining steps; (2) generalization typically follows memorization with a lag: benchmark performance starts to achieve stable gains after sufficient data has been memorized. An interesting discovery is that the lag length varies across domains: generalization leap on math and coding tasks requires memorizing many more samples than commonsense and domain-specific QA tasks.

These observations reveal the complex training dynamics of LLMs caused by training data heterogeneity and their uneven attributions to different benchmark tasks. It implies that the widely studied global grokking—a synchronous memorization of most training data and a delayed contemporary generalization leap on most test samples—cannot be found in LLM pretraining. That being said, the memorization of certain data is plausible to impose a long-term, delayed effect on the generalization to

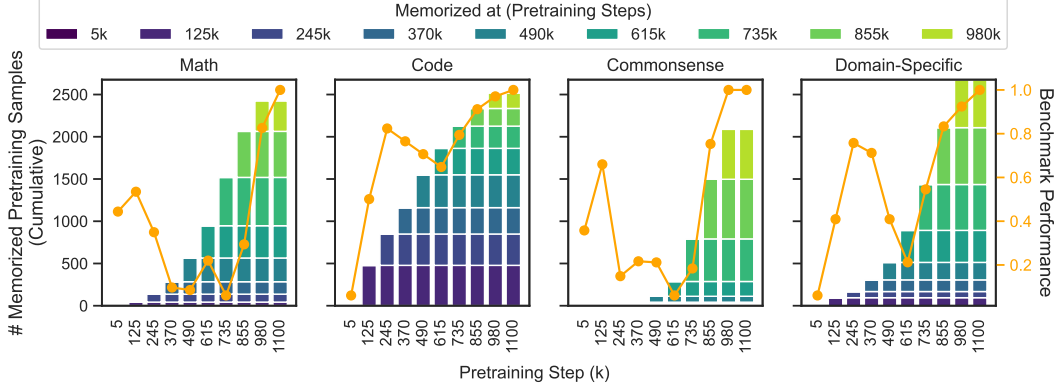


Figure 1: **Memorized training samples at different pretraining steps and the generalization performance** on standard benchmarks for each domain. It shows asynchronous memorization of different data in each domain and a delayed generalization leap after memorizing a certain amount of data.

specific downstream tasks. To investigate such local dynamic patterns, we group data in each domain by their memorization steps t_i^* and particularly focus on the early-memorized groups, as they leave more checkpoints after t_i^* to study the subsequent dynamics of generalization. Accordingly, we group samples in benchmarks by the training steps since when their predictions become consistently correct. To enable an analysis of how memorization drives downstream generalization performance, we pair each training data group with its most relevant benchmark samples via bipartite graph matching (by Hungarian algorithm [11]), with the training-test data similarity defined in the embedding space of SentenceTransformer [22].

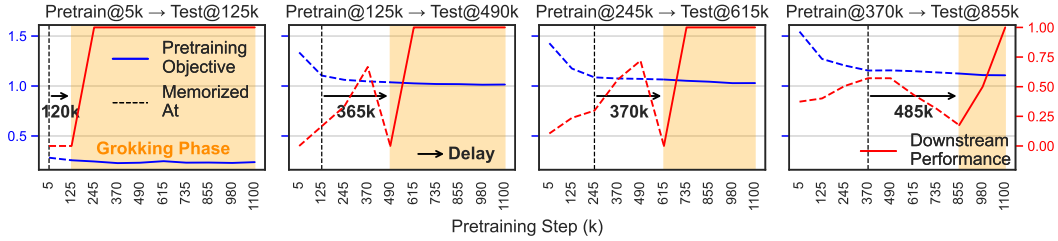


Figure 2: **Pretraining objective (blue) and benchmark performance (red) across four paired training-test data groups from the math domain.** We observe local grokking on each pair: a delayed generalization leap on benchmark tasks after the pretraining objective plateaued. From left to right, more difficult data memorized (converged) later associate with a longer delay towards grokking.

Figure 2 visualizes the memorization and generalization on four groups: all training-test pairs exhibit a delayed generalization leap on benchmark tasks after the pretraining objective stably converged on the training data. Hence, the training objective cannot monitor or predict the generalization performance. Moreover, earlier-converging groups generalize sooner after loss converged, while later-converged groups associate with substantially longer delays. Notably, this delay scales with data difficulty, which affects not only the number of steps taken to memorize the data but also the duration of memorization to generalization transition.

Remaining Question This local grokking indicates that the model’s internal states, except its pretraining loss, might track generalization or reflect the transition better. This raises a fundamental question for understanding the emergence of capability in LLM: *What internal state changes within an LLM signify the emergence of generalization?* Investigating this problem can provide critical insights to uncover the mechanisms of memorization-to-generalization transition and monitor the pretraining progress in practice. To this end, we probe LLMs’ internal state dynamics to address the challenge.

4 Monitor Memorization-to-Generalization Transition by Training Dynamics of Routing Pathways

As shown in Section 3, generalization in LLMs emerges well after memorization, suggesting that internal reorganization underlies this transition. Such dynamics are difficult to track in dense architectures, where all neurons are simultaneously involved. MoEs simplify this process: by organizing computation into experts, each input activates only a subset of experts, forming a discrete *routing pathway* across layers (Figure 3(a)). These pathways reveal how computation is allocated and reorganized during pretraining, providing a mechanistic view of the memorization-to-generalization transition.

In this section, we analyze the evolution of *routing pathway* during pretraining and introduce two metrics to quantify these changes (Figure 3): (i) the similarity of pathways across different inputs (Section 4.1), and (ii) the consistency of a single input’s pathway (Section 4.2). Importantly, all metrics are computed on pretraining samples that have already been memorized, i.e., those whose training objective has stabilized at low values beyond specific checkpoints, and trace how their internal routing continue to evolve from memorization to generalization. We then assess these metrics as robust generalization monitors (Section 4.3) and conclude by establishing a spectral framework connecting routing geometry to generalization bounds (Section 4.4).

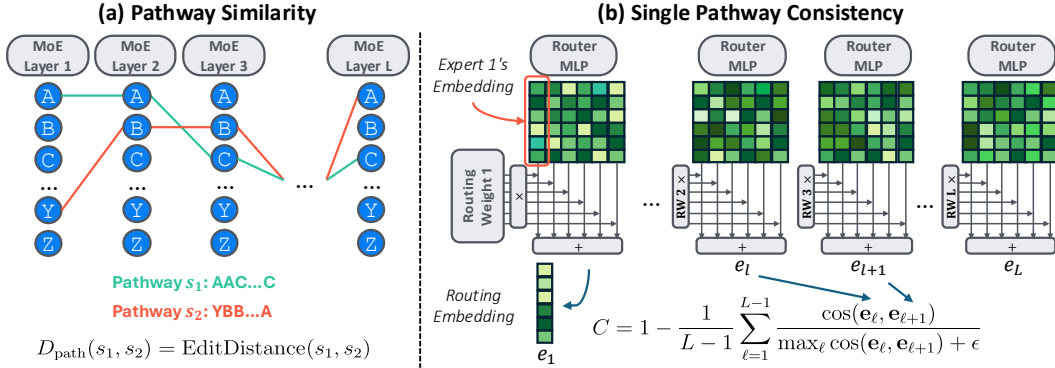


Figure 3: **Pathway Complexity Metrics to Monitor Grokking.** (a) Pathway similarity between samples is measured by edit distance on their sequences of expert choices across layers. (b) Pathway consistency quantifies the smoothness of expert transitions between subsequent layers for the same sample by cosine similarity of their weighted expert embeddings.

4.1 Pathway Distance and Knowledge Sharing between Training Samples

Building on prior findings that grokking coincides with the emergence of *structured internal mechanisms* [13, 18, 26], we hypothesize that as the model begins to generalize, it transitions from highly individualized, input-specific computation toward more *shared, structured computation across related inputs*. This shift should manifest as increasing **pathway similarity**—the convergence of routing patterns across similar samples—indicating that the model is developing common mechanisms for solving related tasks.

We test this by examining how the similarity of expert pathway evolves during pretraining. Each input’s pathway is the ordered sequence of selected experts through the L MoE layers. Specifically, for input x_i , we define its pathway s_i as: $s_i = \text{concat}(e_1^{(i)}, e_2^{(i)}, \dots, e_L^{(i)})$, where $e_\ell^{(i)}$ denotes the ordered list of expert indices at layer ℓ , obtained by ranking experts according to the mean routing weights across all tokens for input x_i . To determine which experts are included, we first rank experts based on their routing weight and then select top-ranked experts until their cumulative routing weight exceeds a predefined threshold. The weight threshold selects the experts that actually drive each input’s computation, rather than picking a fixed number of experts. The selected experts are then concatenated as a comma-separated string (e.g., ‘3, 1, 5’) which are later joined across layers with hyphens (e.g., ‘3, 1, 5-...-9, 1’).

We use the Levenshtein edit distance $D_{\text{path}}(s_i, s_j) = \text{EditDistance}(s_i, s_j)$, which counts the minimum insertions, deletions, or substitutions required to align two pathways, to measure pathway

similarity. This metric captures both local deviations in expert choice and global shifts in pathway structure, reflecting differences in selection, length, and ordering. We monitor the average pairwise distance across samples throughout pretraining to track the emergence of shared routing.

Overall pattern. Our analysis, shown in Figure 4, reveals a clear trajectory in pathway dynamics. Early in pretraining, most inputs share nearly identical routes, producing low edit distance D_{path} . As the model memorizes individual inputs, pathways diverge and D_{path} rises. Crucially, D_{path} decreases after memorization, which indicates that semantically related inputs then converge into similar routing sequences, signaling the **emergence of shared pathways** that support generalization.

Layerwise pattern. Figure 5 reveals that the memorization-to-generalization transition is highly depth-dependent. Shallow layers show the steepest decline in D_{path} after memorization, indicating rapid convergence to shared pathways. Deeper layers exhibit smaller reductions, and the final layer even shows an increase in D_{path} post-memorization. These patterns suggest a depth-specific reorganization: early layers consolidate universal representations, while later layers retain or enhance routing flexibility, balancing shared computation with task-specific specialization.

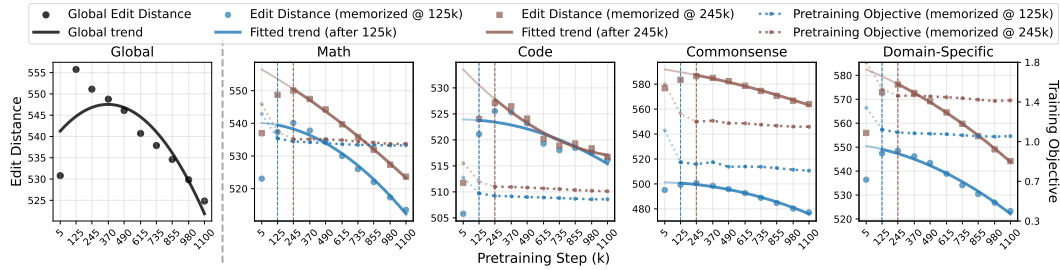


Figure 4: **Pathway edit distance and pretraining objective of two data groups** (memorized at $125k$ and $245k$ steps) during pretraining across four domains. The global panel (leftmost) fits the overall quadratic trend over all domains, while domain panels fit separate trends after the corresponding convergence step. Despite early training objective plateauing, pathway edit distance continues to decline, indicating a declining complexity of internal memorization.

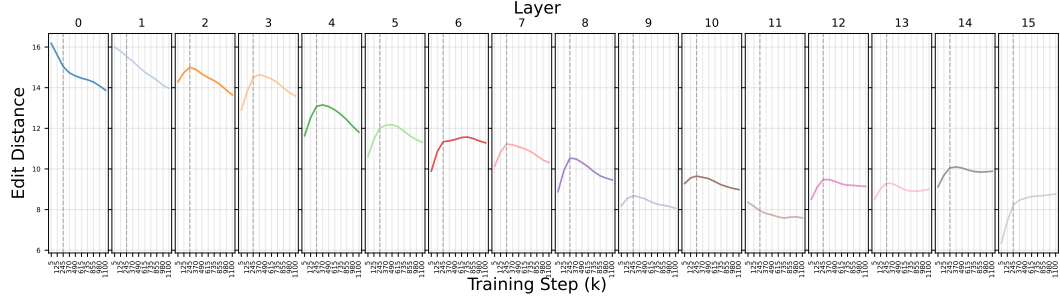


Figure 5: **Layer-wise evolution of pathway edit distance during pretraining** for the data group memorized at $245k$ step. Overall distance decreases from early to later layers, indicating higher complexity in early layers. After pretraining objective convergence, early-layer routing among similar samples simplifies quickly, later layers adapt more gradually, and the final layer diversifies after memorization.

4.2 Pathway Consistency and Complexity for Single Samples

We next analyze how the routing complexity of individual inputs evolves during pretraining. Our hypothesis is that increasingly streamlined and consistent expert selection across layers reflects the reuse of shared pathways, signaling the emergence of generalizable processing strategies. To capture this, we define **single-sample pathway consistency**, which measures the smoothness of expert transitions across consecutive layers.

In a typical MoE, the router at layer ℓ is a single-layer MLP—a linear transformation followed by a softmax—producing scores over K experts, with weight matrix $\mathbf{W}_\ell \in \mathbb{R}^{K \times d}$. We define the *expert embedding* for expert k as $\mathbf{v}_\ell^k := \mathbf{W}_\ell[k]$, $k = 1, \dots, K$, which serves as an anchor vector to compute routing scores. For input x_i , its *routing embedding* is the weighted sum:

$$\mathbf{e}_\ell^{(i)} = \sum_{k=1}^K g_\ell^{(i,k)} \cdot \mathbf{v}_\ell^k,$$

where $g_\ell^{(i,k)}$ is the average routing weight assigned to expert k across all tokens of input x_i . Although experts are independently parameterized, the strong correlations between adjacent layers in deep networks [6] and MoEs [12] suggest that $\{\mathbf{v}_\ell^k\}$ can be comparable across neighboring layers, supporting structural analysis of routing behavior.

To quantify routing smoothness, we define **pathway consistency** C_i as the normalized average cosine similarity between consecutive layer embeddings for input x_i :

$$C_i = 1 - \frac{1}{L-1} \sum_{\ell=1}^{L-1} \frac{\cos(\mathbf{e}_{i,\ell}, \mathbf{e}_{i,\ell+1})}{\max_{\ell} \cos(\mathbf{e}_{i,\ell}, \mathbf{e}_{i,\ell+1}) + \epsilon},$$

where $\epsilon = 10^{-8}$ ensures numerical stability. Higher C_i indicates more erratic transitions, while lower values reflect smoother, more consistent routing across layers.

Figure 6 tracks the evolution of pathway consistency and pretraining objective across four domains. A key finding is that even after the objective stabilizes, pathway consistency continues to improve—revealing ongoing refinement in the internal routing of the model. This suggests that smoother, more coherent cross-layer transitions emerge well after memorization, positioning pathway consistency as a valuable lens for understanding generalization beyond what the training objective alone captures.

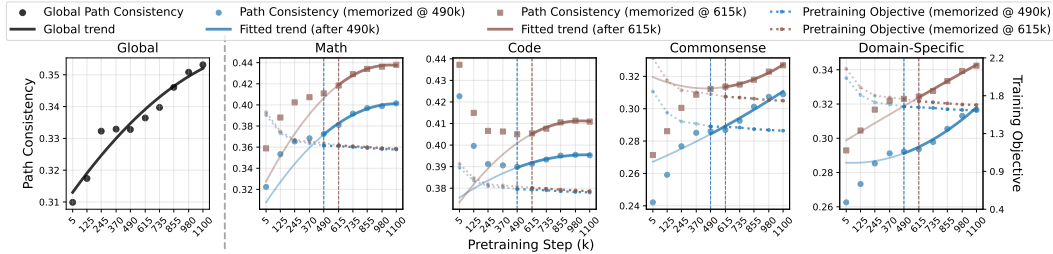


Figure 6: **Pathway consistency vs. training objective** on four domains during pretraining. The global panel (leftmost) shows that the path consistency consistently improves over all data, while each domain panel shows the same trend on two data groups (memorized at 490k and 615k) from each domain after the training objective converges. This reflects a progressively smoother transition of experts between consecutive layers after memorization.

4.3 Pathway Complexity Metrics as Monitors of Generalization

Table 1: **Correlation between pathway complexity metrics and generalization** (test accuracy) across four domains, with the comparison to training/validation loss. p -value: $p < 0.1$, $p < 0.05$,

$p < 0.01$, $p < 0.001$, $p > 0.1$, $p > 0.5$, $p > 0.8$. Preferred correlation: positive, negative.

| Metric | Math | | Code | | Commonsense | | Domain-Specific | |
|-----------------------------------|---------|----------|---------|----------|-------------|----------|-----------------|----------|
| | Pearson | Spearman | Pearson | Spearman | Pearson | Spearman | Pearson | Spearman |
| Pathway Distance (pairwise) | -0.9471 | -0.9487 | -0.9290 | -0.9276 | -0.9821 | -0.9747 | -0.9254 | -0.9487 |
| Pathway Consistency (sample-wise) | 0.9246 | 0.9487 | 0.9786 | 0.9856 | 0.9804 | 0.9747 | 0.9917 | 0.9487 |
| Training Loss | -0.0435 | -0.2108 | -0.0680 | -0.2052 | 0.6427 | 0.4104 | 0.7944 | 0.9487 |
| Training Loss (moving average) | 0.4714 | 0.3162 | 0.2481 | -0.2052 | 0.7931 | 0.6669 | 0.8705 | 0.9487 |
| Validation Loss | 0.4801 | -0.1054 | 0.5466 | 0.8721 | -0.5752 | -0.4617 | -0.3339 | -0.3162 |

Given the strong link between routing dynamics and generalization, we ask: *To what extent do our pathway metrics predict test performance across domains?* To answer this, we compute Pearson and Spearman correlations between downstream performance and two metrics across pretraining

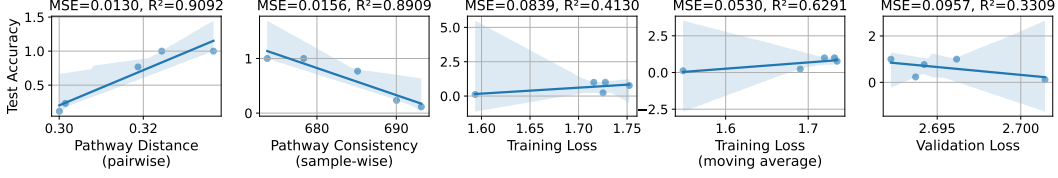


Figure 7: Correlation of the two pathway complexity metrics with benchmark performance. Compared to the training objective and its moving average, both the pathway edit distance and consistency are highly correlated with the test accuracy, though they are also computed on training data.

checkpoints. Our correlation analysis focuses on checkpoints after domain-level accuracy begins its sustained rise (shown in Figure 1), thereby isolating the mechanisms that drive generalization beyond the random-accuracy phase.

Table 1 summarizes the correlation results across four tasks. Pathway consistency (sample-wise) shows exceptionally strong positive correlations with test accuracy—often exceeding 0.97 and highly significant—indicating that coherent, stable routing across layers is a key marker of generalization. In contrast, pairwise pathway similarity consistently yields strong negative correlations (around -0.93), suggesting that as generalization improves, inputs tend to follow increasingly similar expert routes. By comparison, as shown in Figure 7, training and validation loss metrics exhibit weaker and less consistent correlations. Notably, while moving-average training loss shows relatively high correlation in certain domains (e.g., Code, Domain-Specific), its direction is inconsistent with expectation: since loss is minimized during training, we would expect a *negative* correlation with test accuracy—not the *positive* one observed here. This mismatch further underscores that conventional pretraining metrics fail to reflect the internal transition from memorization to generalization.

These findings position pathway metrics as robust, domain-general indicators of generalization. Importantly, they rely only on training dynamics—without requiring held-out validation data—making them especially valuable for real-time monitoring in large-scale or resource-constrained settings.

4.4 Theoretical Connections & Explanations

We connect expert routing patterns with model generalization via the *complexity* of routing, formalized through the *effective dimension* of the routing kernel. This effective dimension will serve as the key determinant of MoE generalization.

Concretely, \mathbf{H}^* is the Gram matrix of the routing kernel with entries $\mathbf{H}_{ij}^* = \Theta_{\text{route}}(x_i, x_j)$, capturing similarity between inputs induced by both routing overlap and expert functions. The effective dimension is defined as $\text{Tr}(\mathbf{H}^*(\mathbf{H}^* + \lambda\mathbf{I})^{-1})$, measuring the complexity of the function space induced by routing.

Theorem 4.1 (Generalization Bound). *Under NTK regime with K experts, with probability $1 - \delta$ over n samples, where C_1, C_2 are NTK-dependent constants and λ is the regularization parameter:*

$$\mathcal{E} \leq \underbrace{\frac{C_1 \lambda^2}{n} \mathbf{y}^\top (\mathbf{H}^* + \lambda \mathbf{I})^{-2} \mathbf{y}}_{\text{Bias}} + \underbrace{C_2 \left(\frac{\sigma^2 \text{Tr}(\mathbf{H}^*(\mathbf{H}^* + \lambda \mathbf{I})^{-1})}{n} + \frac{\sigma^2 \log(1/\delta)}{n} \right)}_{\text{Variance + Noise}}$$

This provides a lens on grokking: as routing evolves from random to structured, the effective dimension collapses, triggering improvements in generalization. Intuitively, this collapse corresponds to a simplification of routing pathways: the kernel spectrum becomes more concentrated, reducing the hypothesis space and mitigating overfitting. The full theoretical setup, assumptions, and proof are detailed in Appendix C, while Appendix C.4 empirically confirms that effective dimension is tightly aligned with routing edit distance, establishing pathway complexity as a key driver of MoE generalization.

5 Conclusion

This paper provides the first empirical evidence that, in large-scale LLM pretraining, generalization can emerge well after memorization has been achieved. Through an analysis of routing dynamics in a 7B-parameter MoE model, we propose two novel pathway-based metrics that accurately track generalization without requiring finetuning or external validation sets. Our findings reveal a transition from memorization to generalization, marked by increased pathway similarity and consistency, and supported by theoretical connections between routing structure and generalization bounds. These insights offer a foundation for more transparent and reliable monitoring of generalization in large-scale models. Future work will extend these pathway-based metrics beyond MoE, by constructing analogous “virtual pathways” in dense models, moving toward a unified framework for tracking generalization in foundation models.

References

- [1] Janice Ahn, Rishu Verma, Renze Lou, Di Liu, Rui Zhang, and Wenpeng Yin. Large language models for mathematical reasoning: Progresses and challenges, 2024. URL <https://arxiv.org/abs/2402.00157>.
- [2] Jinze Bai, Shuai Bai, Yunfei Chu, Zeyu Cui, Kai Dang, Xiaodong Deng, Yang Fan, Wenbin Ge, Yu Han, Fei Huang, Binyuan Hui, Luo Ji, Mei Li, Junyang Lin, Runji Lin, Dayiheng Liu, Gao Liu, Chengqiang Lu, Keming Lu, Jianxin Ma, Rui Men, Xingzhang Ren, Xuancheng Ren, Chuanqi Tan, Sinan Tan, Jianhong Tu, Peng Wang, Shijie Wang, Wei Wang, Shengguang Wu, Benfeng Xu, Jin Xu, An Yang, Hao Yang, Jian Yang, Shusheng Yang, Yang Yao, Bowen Yu, Hongyi Yuan, Zheng Yuan, Jianwei Zhang, Xingxuan Zhang, Yichang Zhang, Zhenru Zhang, Chang Zhou, Jingren Zhou, Xiaohuan Zhou, and Tianhang Zhu. Qwen technical report, 2023. URL <https://arxiv.org/abs/2309.16609>.
- [3] Tom B. Brown, Benjamin Mann, Nick Ryder, Melanie Subbiah, Jared Kaplan, Prafulla Dhariwal, Arvind Neelakantan, Pranav Shyam, Girish Sastry, Amanda Askell, Sandhini Agarwal, Ariel Herbert-Voss, Gretchen Krueger, Tom Henighan, Rewon Child, Aditya Ramesh, Daniel M. Ziegler, Jeffrey Wu, Clemens Winter, Christopher Hesse, Mark Chen, Eric Sigler, Mateusz Litwin, Scott Gray, Benjamin Chess, Jack Clark, Christopher Berner, Sam McCandlish, Alec Radford, Ilya Sutskever, and Dario Amodei. Language models are few-shot learners, 2020. URL <https://arxiv.org/abs/2005.14165>.
- [4] Branton DeMoss, Silvia Sapora, Jakob Foerster, Nick Hawes, and Ingmar Posner. The complexity dynamics of grokking, 2024. URL <https://arxiv.org/abs/2412.09810>.
- [5] Simin Fan, Razvan Pascanu, and Martin Jaggi. Deep grokking: Would deep neural networks generalize better?, 2024. URL <https://arxiv.org/abs/2405.19454>.
- [6] Kaiming He, Xiangyu Zhang, Shaoqing Ren, and Jian Sun. Deep residual learning for image recognition. In *Proceedings of the IEEE conference on computer vision and pattern recognition*, pages 770–778, 2016.
- [7] Edward J Hu, Yelong Shen, Phillip Wallis, Zeyuan Allen-Zhu, Yuanzhi Li, Shean Wang, Lu Wang, Weizhu Chen, et al. Lora: Low-rank adaptation of large language models. *ICLR*, 1(2):3, 2022.
- [8] Jie Huang and Kevin Chen-Chuan Chang. Towards reasoning in large language models: A survey, 2023. URL <https://arxiv.org/abs/2212.10403>.
- [9] Yufei Huang, Shengding Hu, Xu Han, Zhiyuan Liu, and Maosong Sun. Unified view of grokking, double descent and emergent abilities: A perspective from circuits competition, 2024. URL <https://arxiv.org/abs/2402.15175>.
- [10] Ahmed Imtiaz Humayun, Randall Balestriero, and Richard Baraniuk. Deep networks always grok and here is why, 2024. URL <https://arxiv.org/abs/2402.15555>.
- [11] Harold W Kuhn. The hungarian method for the assignment problem. *Naval research logistics quarterly*, 2(1-2):83–97, 1955.

- [12] Ziyue Li and Tianyi Zhou. Sparser mixture-of-adapters with cross-layer generalization. In *Proceedings of the 2025 Conference of the Nations of the Americas Chapter of the Association for Computational Linguistics: Human Language Technologies (Volume 1: Long Papers)*, pages 3988–4002, 2025.
- [13] Ziming Liu, Ouail Kitouni, Niklas S Nolte, Eric Michaud, Max Tegmark, and Mike Williams. Towards understanding grokking: An effective theory of representation learning. *Advances in Neural Information Processing Systems*, 35:34651–34663, 2022.
- [14] Ziming Liu, Eric J Michaud, and Max Tegmark. Omnigrok: Grokking beyond algorithmic data. *arXiv preprint arXiv:2210.01117*, 2022.
- [15] Ang Lv, Ruobing Xie, Xingwu Sun, Zhanhui Kang, and Rui Yan. Language models "grok" to copy, 2025. URL <https://arxiv.org/abs/2409.09281>.
- [16] William Merrill, Nikolaos Tsilivis, and Aman Shukla. A tale of two circuits: Grokking as competition of sparse and dense subnetworks, 2023. URL <https://arxiv.org/abs/2303.11873>.
- [17] Niklas Muennighoff, Luca Soldaini, Dirk Groeneveld, Kyle Lo, Jacob Morrison, Sewon Min, Weijia Shi, Pete Walsh, Oyvind Tafjord, Nathan Lambert, Yuling Gu, Shane Arora, Akshita Bhagia, Dustin Schwenk, David Wadden, Alexander Wettig, Binyuan Hui, Tim Dettmers, Douwe Kiela, Ali Farhadi, Noah A. Smith, Pang Wei Koh, Amanpreet Singh, and Hannaneh Hajishirzi. Olmoe: Open mixture-of-experts language models, 2024. URL <https://arxiv.org/abs/2409.02060>.
- [18] Neel Nanda, Lawrence Chan, Tom Lieberum, Jess Smith, and Jacob Steinhardt. Progress measures for grokking via mechanistic interpretability. *arXiv preprint arXiv:2301.05217*, 2023.
- [19] Pascal Notsawo Jr, Hattie Zhou, Mohammad Pezeshki, Irina Rish, Guillaume Dumas, et al. Predicting grokking long before it happens: A look into the loss landscape of models which grok. *arXiv preprint arXiv:2306.13253*, 2023.
- [20] Alethea Power, Yuri Burda, Harri Edwards, Igor Babuschkin, and Vedant Misra. Grokking: Generalization beyond overfitting on small algorithmic datasets. *arXiv preprint arXiv:2201.02177*, 2022.
- [21] Lucas Prieto, Melih Barsbey, Pedro A. M. Mediano, and Tolga Birdal. Grokking at the edge of numerical stability, 2025. URL <https://arxiv.org/abs/2501.04697>.
- [22] Nils Reimers and Iryna Gurevych. Sentence-bert: Sentence embeddings using siamese bert-networks. In *Proceedings of the 2019 Conference on Empirical Methods in Natural Language Processing*. Association for Computational Linguistics, 11 2019. URL <https://arxiv.org/abs/1908.10084>.
- [23] Zhiquan Tan and Weiran Huang. Understanding grokking through a robustness viewpoint, 2024. URL <https://arxiv.org/abs/2311.06597>.
- [24] Hugo Touvron, Thibaut Lavril, Gautier Izacard, Xavier Martinet, Marie-Anne Lachaux, Timothée Lacroix, Baptiste Rozière, Naman Goyal, Eric Hambro, Faisal Azhar, Aurelien Rodriguez, Armand Joulin, Edouard Grave, and Guillaume Lample. Llama: Open and efficient foundation language models, 2023. URL <https://arxiv.org/abs/2302.13971>.
- [25] Ashish Vaswani, Noam Shazeer, Niki Parmar, Jakob Uszkoreit, Llion Jones, Aidan N. Gomez, Lukasz Kaiser, and Illia Polosukhin. Attention is all you need. 2017. URL <https://arxiv.org/pdf/1706.03762.pdf>.
- [26] Boshi Wang, Xiang Yue, Yu Su, and Huan Sun. Grokked transformers are implicit reasoners: A mechanistic journey to the edge of generalization. *arXiv preprint arXiv:2405.15071*, 2024.
- [27] Jason Wei, Xuezhi Wang, Dale Schuurmans, Maarten Bosma, Brian Ichter, Fei Xia, Ed Chi, Quoc Le, and Denny Zhou. Chain-of-thought prompting elicits reasoning in large language models, 2023. URL <https://arxiv.org/abs/2201.11903>.

- [28] Jingyang Zhang, Jingwei Sun, Eric Yeats, Yang Ouyang, Martin Kuo, Jianyi Zhang, Hao Frank Yang, and Hai Li. Min-k%++: Improved baseline for detecting pre-training data from large language models. *arXiv preprint arXiv:2404.02936*, 2024.
- [29] Wayne Xin Zhao, Kun Zhou, Junyi Li, Tianyi Tang, Xiaolei Wang, Yupeng Hou, Yingqian Min, Beichen Zhang, Junjie Zhang, Zican Dong, Yifan Du, Chen Yang, Yushuo Chen, Zhipeng Chen, Jinhao Jiang, Ruiyang Ren, Yifan Li, Xinyu Tang, Zikang Liu, Peiyu Liu, Jian-Yun Nie, and Ji-Rong Wen. A survey of large language models, 2025. URL <https://arxiv.org/abs/2303.18223>.

A Dataset Details

We evaluate OLMoE on four domains used during pretraining: **math**, **code**, **commonsense**, and **domain-specific** (scientific text). For each domain, we construct three sets:

- **Pretraining sample set:** 10,000 examples drawn from OLMoE’s pretraining data.
- **Test sample set:** 10,000 examples from a benchmark dataset in the same domain, following OLMoE’s categorization where available.
- **Validation set:** a disjoint dataset used solely to compute validation loss, enabling correlation analysis between in-domain learning and test generalization.

For the domain-specific case, we filter the scientific pretraining data using the keyword “*Organic Chemistry*”, aligning the training distribution with the “college_chemistry” benchmark in MMLU.

Table 2 summarizes all dataset sources. All pretraining sets are directly drawn from OLMoE’s pretraining corpora; test benchmarks are standard evaluation datasets; validation sets are only used for correlation analysis.

Table 2: Datasets used in our domain-level evaluation. Pretraining samples are from OLMoE corpora, test benchmarks are used for evaluation, and validation sets are disjoint corpora used only for loss-accuracy correlation. All datasets accessed via HuggingFace.

| Domain | Pretraining Source | Test Dataset | Validation Dataset |
|-----------------|---|---|--|
| Math | open-web-math/ open-web-math | hkust-nlp/ dart-math-pool-math | qwedsacf/ competition_math |
| Code | bigcode/starcoderdata | evalplus/humanevalplus | newfacade/ LeetCodeDataset |
| Commonsense | emozilla/ dolma-v1_7-books | tau/commonsense_qa | koondinya23/ flan2021-commonsense |
| Domain-Specific | blester125/ mediawiki-dolma(filtered “Organic Chemistry”) | cais/mmlu (“college_chemistry” subset) | chemNLP/ chemistry-bookshelves -merged |

B Experiment Details

Compute Resources. All experiments are conducted on NVIDIA A100 GPUs with 80GB memory, using public OLMoE checkpoints.

Instruction Tuning. The raw OLMoE checkpoints exhibit weak instruction-following ability, making direct evaluation of generalization behavior unreliable—particularly in text-based domains such as commonsense reasoning or code completion. To address this, we apply light instruction tuning using LoRA [7] to make the pretrained model *follow prompts in a human-readable way*. This ensures we can evaluate generalization while preserving the original pretraining behavior.

To avoid overriding pretraining representations, we adopt minimal finetuning using a small number of epochs and low-rank parameter updates. Specifically:

- **Math:** Finetune with LoRA for 3 epochs on the same math SFT dataset meta-math/MetaMathQA used by OLMoE.
- **Code:** Finetune for 3 epochs on HuggingFaceH4/CodeAlpaca_20K.
- **Commonsense & Domain-Specific:** Finetune for 3 epochs on yahma/alpaca-cleaned.

Key configurations of LoRA include:

- **Target modules:** q_proj, k_proj, v_proj
- **LoRA rank:** 32
- **LoRA dropout:** 0.1
- **Learning rate:** 5e-5

- **Batch size:** 4
- **Max sequence length:** 2048

Applying Min-K%++ for Training-Test Separation. To maintain a rigorous separation between the pretraining and test datasets, we employ the Min-K%++ membership inference attack [28], a state-of-the-art, reference-free method designed to detect whether specific data samples are part of a model’s training corpus.

Specifically, we apply the Min-K%++ method to the test dataset to identify samples that the model is most likely to have encountered during training. Determining an optimal threshold for classification is challenging due to variability in model behaviors and data distributions. To address this, we adopt a conservative approach by removing the top 10% of test samples with the highest Min-K%++ scores, thereby minimizing the risk of training data contamination in the test set.

This strategy ensures that our evaluation metrics accurately reflect the model’s generalization capabilities on truly unseen data, enhancing the validity of our experimental results.

C Generalization Bound for MoE with Routing Kernel

C.1 Model Setup and Assumptions

Consider a MoE model where the router is fixed after pretraining, and the expert networks are trainable. Let K be the total number of experts in the model.

- $f_k(\phi_k, x) \in \mathbb{R}$ be the k -th expert’s output, with trainable parameters ϕ_k .
- $g_k(x) \in [0, 1]$ be the k -th routing weight, which is fixed and pre-determined for any input x . We assume $\sum_{k=1}^K g_k(x) = 1$ (e.g., from a fixed softmax layer or pre-computed weights).
- Full model: $F(\theta, x) = \sum_{k=1}^K g_k(x) f_k(\phi_k, x)$, where $\theta = (\phi_1, \dots, \phi_K)$ is the collection of all trainable expert parameters.

Key Assumptions:

1. **NTK Regime for Experts:** Expert parameters $\theta = (\phi_1, \dots, \phi_K)$ are initialized as $\phi_k(0) \sim \mathcal{N}(0, I)$ for each k , and remain ϵ -close to initialization ($\|\theta(t) - \theta(0)\| = O(1/\sqrt{\text{width}})$), enabling linearization via Neural Tangent Kernel (NTK). We assume $\phi_k(0)$ are independent across different experts k .
2. **Fixed Routing:** The routing weights $g_k(x)$ are fixed for all inputs x and do not contain any trainable parameters. They satisfy $\max_k \|g_k\|_\infty \leq 1$.
3. **Label Noise:** Training labels $y_i = f^*(x_i) + \epsilon_i$ with $\epsilon_i \sim \mathcal{N}(0, \sigma^2)$, independent of x_i .

C.2 Routing Kernel Definition

Define the NTK for this MoE configuration. Consistent with the general routing kernel definition in the main text, $\Theta_{\text{route}}(x, x')$ here is specifically instantiated as:

$$\begin{aligned} \Theta_{\text{route}}(x, x') &= \mathbb{E}_{\theta(0)} \left[\left\langle \frac{\partial F(\theta(0), x)}{\partial \theta}, \frac{\partial F(\theta(0), x')}{\partial \theta} \right\rangle \right] \\ &= \sum_{j=1}^K g_j(x) g_j(x') \mathbb{E}_{\phi_j(0)} \left[\left\langle \frac{\partial f_j(\phi_j(0), x)}{\partial \phi_j}, \frac{\partial f_j(\phi_j(0), x')}{\partial \phi_j} \right\rangle \right] \end{aligned}$$

Let $K_{f_j}(x, x') = \mathbb{E}_{\phi_j(0)} \left[\left\langle \frac{\partial f_j(\phi_j(0), x)}{\partial \phi_j}, \frac{\partial f_j(\phi_j(0), x')}{\partial \phi_j} \right\rangle \right]$ be the NTK for the j -th expert network. Then, the Routing Kernel in this fixed-routing scenario is:

$$\Theta_{\text{route}}(x, x') = \sum_{j=1}^K g_j(x) g_j(x') K_{f_j}(x, x')$$

The structure of $\Theta_{\text{route}}(x, x')$ in this fixed-routing setup provides crucial insights into how routing influences generalization. It is composed of two primary factors: the gating weight product $g_j(x)g_j(x')$, and the individual expert NTKs $K_{f_j}(x, x')$. The term $g_j(x)g_j(x')$ signifies the importance of the j -th expert for both inputs x and x' , highlighting that two inputs are considered "similar" by the kernel if they are significantly routed to the *same* experts. If inputs x and x' are routed to distinct sets of experts, their contribution to the sum for a given j will be diminished. Simultaneously, $K_{f_j}(x, x')$ captures the functional similarity learned by the j -th expert for inputs x and x' . Thus, the overall routing kernel measures a compounded similarity: inputs are similar not only if they are guided through similar pathways (weighted by $g_j(x)g_j(x')$), but also if the specific experts they pass through exhibit similar functional behavior for those inputs ($K_{f_j}(x, x')$). This decomposition underscores how fixed routing patterns (reflected in $g_j(x)$) set the stage for expert specialization and ultimately shape the generalization properties of the MoE model.

C.3 Main Theorem

Theorem C.1 (Generalization Bound for MoE Experts). *Under Assumptions 1-3, with probability $1 - \delta$ over training samples $(x_i, y_i)_{i=1}^n$, the excess risk satisfies:*

$$\begin{aligned} \mathbb{E}_{x,y} [(F(\theta^*, x) - f^*(x))^2] &\leq \underbrace{\frac{C_1 \lambda^2}{n} \mathbf{y}^\top (\mathbf{H}^* + \lambda I)^{-2} \mathbf{y}}_{\text{Bias}} \\ &\quad + \underbrace{C_2 \left(\frac{\sigma^2 \text{Tr}(\mathbf{H}^* (\mathbf{H}^* + \lambda I)^{-1})}{n} + \frac{\sigma^2 \log(1/\delta)}{n} \right)}_{\text{Variance + Noise}} \end{aligned}$$

where $\mathbf{H}_{i,j}^* = \Theta_{\text{route}}(x_i, x_j)$, $\lambda > 0$ is regularization, and C_1, C_2 are constants depending on the properties of $g_k(x)$ and $f_k(x)$. The bound decays as $O(\frac{1}{n})$ when $\lambda = \Theta(1)$.

Proof. Under NTK regime, the model can be linearized around initialization:

$$\begin{aligned} F(\theta, x) &\approx F(\theta(0), x) + \langle \nabla_\theta F(\theta(0), x), \theta - \theta(0) \rangle \\ &= \underbrace{F(\theta(0), x)}_{\text{Initial Output}} + \Phi(x)^\top \Delta\theta \end{aligned}$$

where $\Phi(x) = \nabla_\theta F(\theta(0), x)$ and $\Delta\theta = \theta - \theta(0)$. The quadratic error term $\|\Delta\theta\|^2$ is $O(1/\text{width})$ and thus negligible.

Define centered labels $\tilde{y}_i = y_i - F(\theta(0), x_i)$. The problem reduces to ridge regression:

$$\min_{\Delta\theta} \frac{1}{2} \sum_{i=1}^n (\Phi(x_i)^\top \Delta\theta - \tilde{y}_i)^2 + \frac{\lambda}{2} \|\Delta\theta\|^2$$

with closed-form solution:

$$\Delta\theta^* = (\Phi\Phi^\top + \lambda I)^{-1} \Phi \tilde{\mathbf{y}} = \Phi^\top (\mathbf{H}^* + \lambda I)^{-1} \tilde{\mathbf{y}}$$

where $\mathbf{H}^* = \Phi\Phi^\top$ is the kernel matrix with $\mathbf{H}_{i,j}^* = \Theta_{\text{route}}(x_i, x_j)$.

The excess risk decomposes as:

$$\mathbb{E}[(F(\theta^*, x) - f^*(x))^2] = \underbrace{\mathbb{E}[\hat{f}(x)] - f^*(x)}_{\text{Bias}^2}^2 + \underbrace{\mathbb{E}[(\hat{f}(x) - \mathbb{E}[\hat{f}(x)])^2]}_{\text{Variance}} + \sigma^2$$

• **Bias Term:**

$$\text{Bias}^2 \leq \frac{\lambda^2}{n^2} \mathbf{y}^\top (\mathbf{H}^* + \lambda I)^{-2} \mathbf{y} \leq \frac{C_1 \lambda^2}{n} \mathbf{y}^\top (\mathbf{H}^* + \lambda I)^{-2} \mathbf{y}$$

where C_1 absorbs constants related to the magnitudes of $g_k(x)$ and expert gradients.

- **Variance Term:** The parameter covariance is $\text{Cov}(\Delta\theta^*) = \sigma^2(\Phi\Phi^\top + \lambda I)^{-1}\Phi\Phi^\top(\Phi\Phi^\top + \lambda I)^{-1}$. For prediction variance:

$$\text{Variance} = \mathbb{E}_x[\Phi(x)^\top \text{Cov}(\Delta\theta^*)\Phi(x)] = \frac{\sigma^2}{n} \text{Tr}(\mathbf{H}^*(\mathbf{H}^* + \lambda I)^{-1})$$

- **Confidence Term:** By standard concentration inequalities (e.g., for sub-Gaussian noise),

$$\mathbb{P}\left(\left|\frac{1}{n} \sum_{i=1}^n \epsilon_i^2 - \sigma^2\right| \geq t\right) \leq e^{-nt^2/(2\sigma^4)} \implies \frac{\sigma^2 \log(1/\delta)}{n}$$

Collecting all components and adjusting constants C_1, C_2 completes the proof. \square

C.4 Connecting Edit Distance to Effective Dimension

The bound shows that simple (low-dimensional) routing kernels generalize better. We now empirically test how routing pattern complexity (via edit distance) correlates with this effective dimension $d_{\text{eff}} = \text{Tr}(\mathbf{H}^*(\mathbf{H}^* + \lambda I)^{-1})$.

Our setup involves a lightweight MoE architecture with 16 experts and a 100-dimensional input space. Input data are synthetic Gaussian clusters, providing a controlled environment to analyze pre-defined routing strategies. For each experimental trial, 200 samples are split into training and validation sets. We train a one-layer MoE model with ReLU activations where only expert networks are trainable; the router’s weights are initialized once and then frozen. To explore diverse fixed routing patterns, we perform multiple independent runs, *each starting with a different random initialization of the router*.

Following training, we extract the average edit distance of the pre-determined expert routing paths and the effective dimension. As illustrated in Figure 8, we observe a strong positive correlation between these two quantities. This empirically demonstrates that the structural properties of fixed routing, measured by edit distance, meaningfully impact the complexity of the function space learned by the experts, as predicted by d_{eff} . This alignment supports edit distance as a valuable diagnostic for MoE generalization.

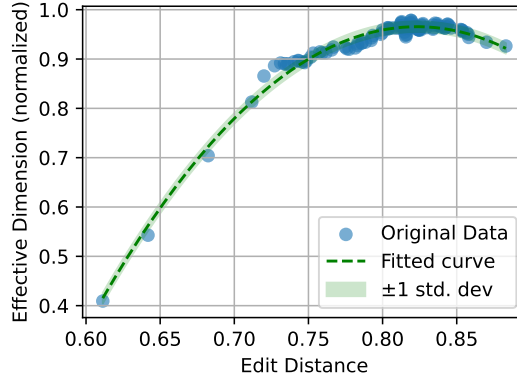


Figure 8: **Correlation of Edit Distance with Effective Dimension.** Each point represents an independent experimental run where the router is initialized with a different random seed and then fixed for expert training. This varying initialization leads to diverse fixed routing patterns. We observe a strong positive correlation. This suggests that the structural diversity of pre-defined routing significantly impacts the complexity of the function space learned by experts.

D Routing Dynamics Analysis

To investigate whether routing evolution arises primarily from router-layer updates or other weight updates, we analyze convergence speed and stability across parameter types.

Results. Table 3 reports convergence speed (magnitude drop-off over time) and stability (consistency of updates). Router weights adapt fastest while expert weights stabilize most gradually, indicating a division of labor: routing decisions are steered by fast-updating routers atop slow-evolving expert features. Attention layers lie in between.

Table 3: Convergence speed and stability across parameter types. Higher values indicate faster convergence or greater stability.

| Parameter Type | Convergence Speed \uparrow | Stability \uparrow |
|----------------|------------------------------|----------------------|
| Router | 0.151 (fastest) | 5.63 |
| Expert | 0.063 (slowest) | 7.32 |
| Attention | 0.083 | 6.01 |

Layerwise Routing Dynamics. To localize routing evolution, we compute the edit distance of routing assignments across layers. Layers 0–3 exhibit the most post-convergence change, suggesting that early layers remain active in refining pathways.

Metric Computation. We periodically snapshot parameter L2 norms during training. For each parameter type, we compute the mean absolute norm change between checkpoints, normalized by average scale. *Convergence speed* is defined as the drop in change magnitude from early to late training, while *stability* is the inverse standard deviation of these normalized changes. This simple but robust analysis consistently reveals router–expert asymmetries.