

# GenFlow: Interactive Modular System for Image Generation

Duc-Hung Nguyen<sup>†1,2</sup>, Huu-Phuc Huynh<sup>†1,2</sup>, Minh-Triet Tran<sup>1,2</sup>, and Trung-Nghia Le<sup>†1,2</sup>

<sup>1</sup>University of Science, Ho Chi Minh City, Vietnam

<sup>2</sup>Vietnam National University, Ho Chi Minh City, Vietnam

**Abstract**—Generative art unlocks boundless creative possibilities, yet its full potential remains untapped due to the technical expertise required for advanced architectural concepts and computational workflows. To bridge this gap, we present GenFlow, a novel modular framework that empowers users of all skill levels to generate images with precision and ease. Featuring a node-based editor for seamless customization and an intelligent assistant powered by natural language processing, GenFlow transforms the complexity of workflow creation into an intuitive and accessible experience. By automating deployment processes and minimizing technical barriers, our framework makes cutting-edge generative art tools available to everyone. A user study demonstrated GenFlow’s ability to optimize workflows, reduce task completion times, and enhance user understanding through its intuitive interface and adaptive features. These results position GenFlow as a groundbreaking solution that redefines accessibility and efficiency in the realm of generative art.

**Index Terms**—Information retrieval, Web search, Stable diffusion, Node-based interface.

## I. INTRODUCTION

Generative art has experienced a surge in popularity, driven by advances in machine learning and vision-based models. From editing and advertising to the film industry, AI-powered image-generation tools are transforming creative workflows [1]. Popular platforms like Stable Diffusion WebUI, Midjourney, and DALL-E 3 offer powerful capabilities. However, their limited interfaces can pose challenges for tasks that require greater customization, such as style transfer, image composition, or applying advanced filters and effects [2].

Tools such as ComfyUI<sup>1</sup> have emerged to address this, offering enhanced flexibility through node-based visual programming. In this visual programming, source code is presented in a graph-based format, called *workflow*, where each node (i.e., the unit of code that performs a specific task) is a vertex and each connection (i.e., the flow of data from one node to another) is an edge. Although these tools provide robust customization options, they also introduce steep learning curves, which require significant machine learning techniques like IPAdapter [3] or ControlNet [4]. As a result, many users, particularly novices or those without a technical background, cannot fully leverage the potential of these advanced tools, leaving a gap in accessibility and usability [5].

To bridge this gap, we introduce GenFlow, a novel modular framework designed to make advanced image generation tools more accessible while maintaining a high level of customization [6]. GenFlow integrates two core components: Editor is a user-friendly node-based interface to create and manage workflows, catering to users with varying levels of expertise; Flow Pilot is an intelligent assistant powered by natural language processing that simplifies workflow discovery and deployment by allowing users to describe their desired tasks in natural language [7]. In addition, GenFlow incorporates features such as automated model retrieval, a local database for faster workflow search, and intelligent web exploration to enhance efficiency and usability. By removing technical barriers, the system empowers users to easily explore generative art tools, fostering creativity and experimentation [8].

We evaluate the effectiveness of GenFlow through a user study, and highlight its potential to redefine accessibility in generative art. In this user study, participants praised GenFlow for streamlining the workflow selection process and offering an accessible yet powerful tool for image generation.

Our contributions are as follows:

- We introduce GenFlow, a user-friendly system for customizable image generation, suitable for both beginners and experts.
- We develop Flow Pilot, an intelligent assistant for natural language-based workflow discovery.
- A user study demonstrates the effectiveness and usability of the proposed system.

## II. RELATED WORK

### A. Node-Based Workflow Systems

Node-based visual programming environments have proven effective in various domains, including 3D modeling (Blender’s node editor), game development (Unreal Engine’s Blueprints), and audio processing (Max/MSP) [9] [10]. These systems allow users to create complex processes by connecting nodes representing different operations. This approach offers a high degree of flexibility and control but can also present a steep learning curve for new users [11]. ComfyUI is a notable example of a node-based interface for Stable Diffusion [12]. While offering powerful customization options, it requires significant technical knowledge of Stable Diffusion pipelines, making it less accessible to casual users.

<sup>†</sup>Both authors contributed equally to this research.

<sup>‡</sup>Corresponding author. *e-mail:* [ltnghia@fit.hcmus.edu.vn](mailto:ltnghia@fit.hcmus.edu.vn)

<sup>1</sup><https://www.comfy.org/>

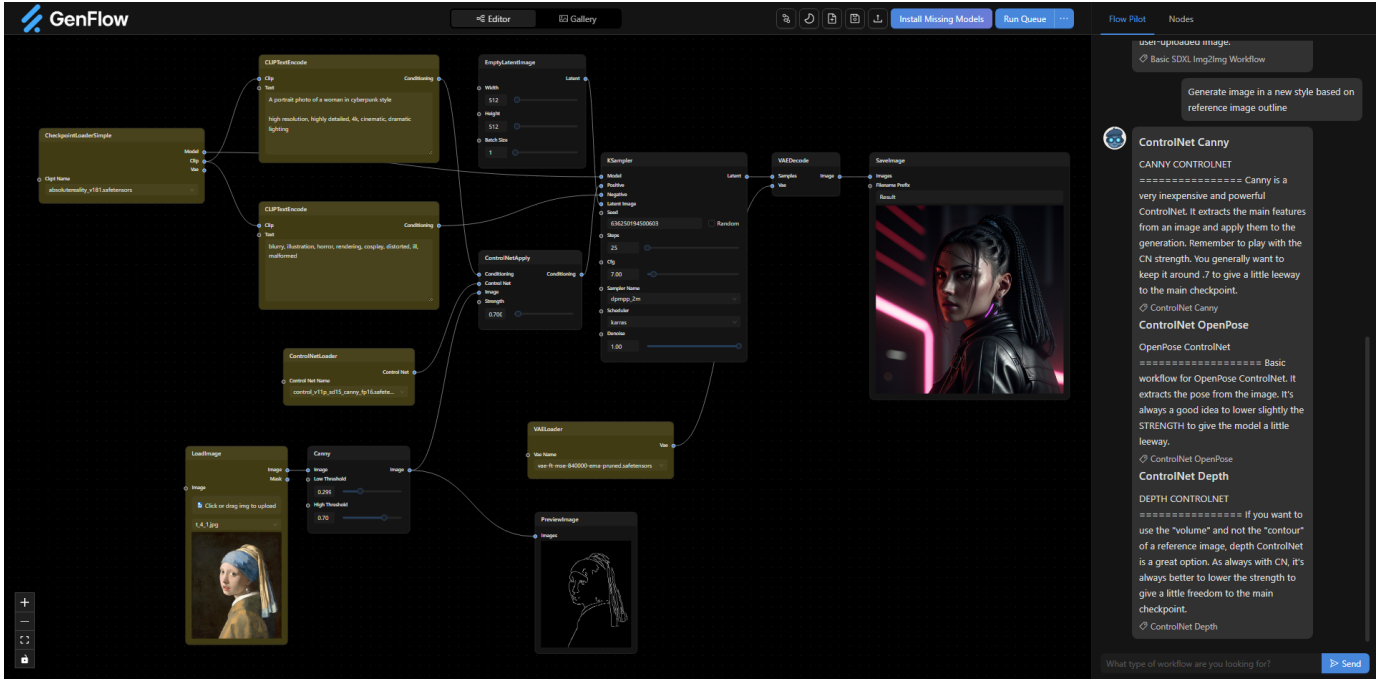


Fig. 1. GenFlow interface, including two key components: Canvas for efficient workflow creation and management and Flow Pilot for smart workflow search.

### B. Retrieval Augmented Generation (RAG)

RAG combines the strengths of information retrieval and generative models. It improves the quality and factual accuracy of generated text by grounding it in external knowledge sources [13] [14]. RAG has been successfully applied in various NLP tasks, such as question-answering [15] and dialogue generation [16]. In our work, we adapt the RAG paradigm to the domain of AI art generation by retrieving relevant workflows based on user-provided descriptions, bridging the gap between natural language user input and structured workflow execution [17].

### C. Web Search

The field of autonomous web agents has seen remarkable progress with the advent of large language models (LLMs), which enable the automation of complex tasks on digital platforms, ranging from web navigation to interaction with graphical user interfaces (GUIs). For example, multimodal agents such as WebVoyager leverage combined vision-language understanding to identify interactive elements on a page, although they sometimes fall short of grasping the semantic intent behind those elements [18]. Building on this, systems like OmniParser go further by parsing UI components to infer their functions, yet they may still overlook certain interactable widgets in dynamic or deeply nested layouts [19]. Complementing these modeling advances, benchmark suites such as VisualWebArena have been introduced to evaluate agent performance in realistic web scenarios, and efforts like SeeClick target improvements in element detection and grounding to ensure more reliable action selection during browsing tasks [20], [21]. Together, these contributions lay the groundwork

for the Web Suffer Agent, which seeks to integrate multimodal recognition, semantic UI parsing, and robust benchmarking into a unified framework for more effective and generalizable web automation.

GenFlow extends prior node-based systems by introducing a natural language interface that lowers the barrier for non-expert users while retaining the flexibility required by advanced creators. Unlike existing tools that focus solely on visual programming or textual interaction, GenFlow combines both through Flow Pilot, enabling intuitive workflow discovery and customization. Additionally, the multi-agent web exploration engine enhances existing web automation efforts by tailoring retrieval specifically for image generation tasks. This unified approach makes GenFlow a more accessible and intelligent solution for generative image creation.

## III. PROPOSED GENFLOW SYSTEM

### A. User Interface

GenFlow is an interactive modular framework that streamlines the creation and discovery of image generation workflows. It merges a node-based visual editor with a natural language assistant, allowing users of all skill levels to build complex pipelines with minimal technical effort. Unlike existing tools that prioritize flexibility at the expense of usability, GenFlow lowers the barrier to entry while preserving advanced customization. These goals are realized through a unified interface that integrates visual programming with intelligent workflow retrieval. The interface consists of two main components, as shown in Figure 1:

**Canvas:** The canvas provides a visual programming space where users can drag and drop nodes to construct workflows.

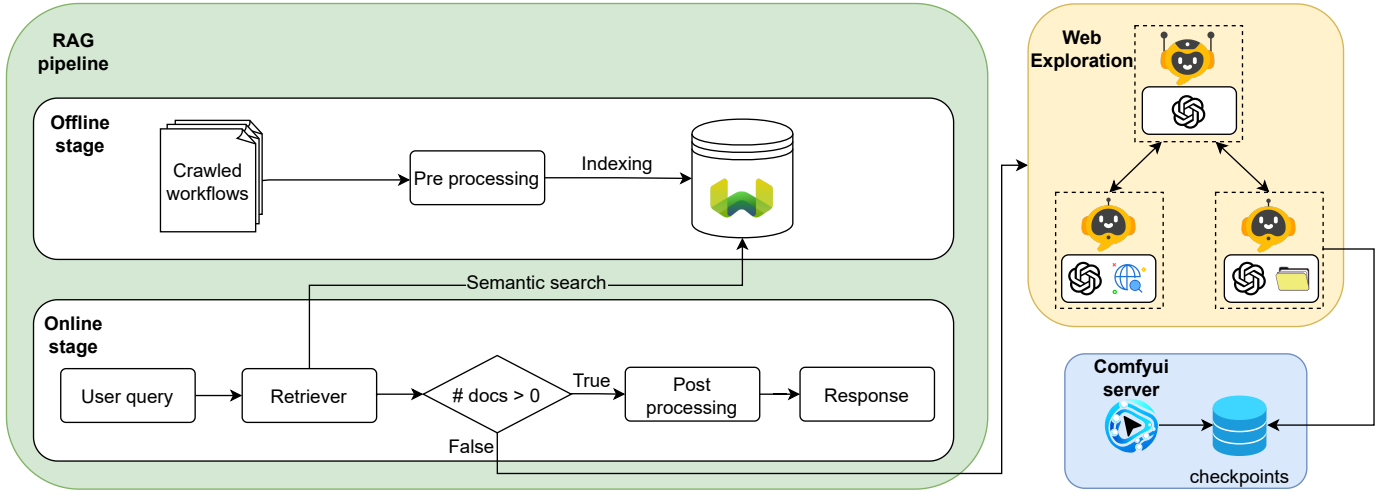


Fig. 2. The framework operates through two distinct phases: (a) **Offline stage** - crawled workflows are preprocessed to remove noise (e.g., hashtags, links) and indexed into a Weaviate vector database. (b) **Online stage** - user queries trigger a semantic search; if relevant results are found, they are post-processed and returned. If no suitable workflows are retrieved, a hierarchical multi-agent web exploration system is activated. A supervisor agent coordinates two workers: one searches the web for relevant workflows and model checkpoints, while the other downloads model checkpoints and stores them in the correct folder structure required for ComfyUI to function properly.

Each node represents a task (e.g., text-to-image, image enhancement), and users can define parameters, upload media, and establish connections. A sidebar includes a “Nodes” tab to browse available operations and a “Gallery” tab to save and manage generated outputs and workflows. This setup supports fast iteration and encourages exploration through a clear, visual structure.

*Flow Pilot:* This assistant enables users to describe tasks in plain language, such as “generate a portrait using this sketch.” The system semantically matches the input with relevant workflows, ranks them by relevance and popularity, and displays descriptions for review. Users can deploy a selected workflow directly onto the canvas, greatly accelerating the process of discovering and customizing image generation tasks.

## B. System Workflow

1) *Overview:* The core of our system is powered by the Stable Diffusion engine, which handles the execution of image generation pipelines. We build on the ComfyUI backend to manage these pipelines, extending its capabilities with automated support for custom node integration via the ComfyUI Manager. As illustrated in Fig. 2, the ComfyUI Manager verifies and installs required models and nodes by retrieving installation metadata (e.g., URLs and save paths) from a local database. If the necessary assets are not found, control is handed back to ComfyUI, which then invokes the Web Exploration module to search for and download the missing components. Once retrieved, these resources are stored in the database and made immediately available within the ComfyUI environment.

2) *RAG Pipeline:* To ensure high-quality input for embedding and retrieval, we preprocess the description field by removing noise such as URLs, HTML tags, email addresses, social media references, emojis, punctuation, stopwords, and

special characters. This results in clean, semantically meaningful text suitable for downstream analysis. Embeddings are generated using a configurable model, with GoogleAI’s “models/embedding-001” as the default, and are stored in Weaviate, a vector database optimized for semantic search and metadata filtering.

User queries are processed in the same way and matched against stored entries using a similarity threshold to ensure relevance. Retrieved workflows are then ranked based on popularity indicators, such as the number of likes. A large language model (LLM) further refines and validates the top results, presenting users with curated workflow options that include names, descriptions, and metadata to support efficient discovery and deployment.

3) *Web Exploration Engine:* Platforms such as Workflow-ComfyUI, OpenArt, and Civitai have grown in popularity with the rise of generative AI, fostering communities where users share and explore workflows for image generation and editing. These platforms provide valuable repositories of creative and technical knowledge, enabling users to discover and adapt diverse ComfyUI workflows.

Despite their value, locating workflows for specific tasks across these platforms remains challenging. Users must often navigate different interfaces, understand platform-specific conventions, and manually review numerous options to identify suitable workflows. This process is time-consuming and introduces unnecessary friction to creative exploration. To overcome this barrier, we introduce a multi-agent web exploration engine (Fig. 2) that automates the discovery of task-relevant workflows based on user intent.

a) *Web Suffer Agent:* The Web Suffer Agent is designed to automatically gather relevant workflows from online platforms through web scraping, API calls, and optimized search queries. Traditional web agents often struggle with accurately

**Algorithm 1** Combine Interactive Elements

---

```

1: Input:  $W$  (WebVoyager elements),  $O$  (OmniParser elements),  $\tau$  (IoU threshold)
2: Output:  $C$  (combined elements list)
3: Initialize:  $C \leftarrow [], U \leftarrow \emptyset$ 
4: for all  $w \in W$  do
5:    $o^* \leftarrow \arg \max_{o \in O \setminus U} \text{IoU}(w.\text{bbox}, o.\text{bbox})$ 
6:   if  $o^*$  exists and  $\text{IoU}(w.\text{bbox}, o^*.\text{bbox}) \geq \tau$  then
7:     Add merged properties of  $w$  and  $o^*$  to  $C$ ;  $U \leftarrow U \cup \{\text{index of } o^*\}$ 
8:   else
9:     Add  $w$  to  $C$ 
10:  end if
11: end for
12: for all  $o \in O \setminus U$  do
13:   Add  $o$  to  $C$ 
14: end for
15: return  $C$ 

```

---

identifying and interacting with visual elements due to limited perception and semantic understanding. To overcome these limitations, recent studies have proposed methods that enhance agents’ ability to parse and interpret complex web interfaces.

WebVoyager [18] proposed using Set-of-Mark (SoM) prompting [22] to extract interactive elements from web pages, enhancing detection and interaction accuracy. However, this heuristic approach cannot infer element functionality, requiring agents to rely on error-prone vision-based inference. OmniParser [19] addresses this by learning element functionalities from icon-action pairs, but it may still miss some interactable elements in complex interfaces. By combining WebVoyager’s element detection with OmniParser’s functional inference, our agents gain both visual grounding and semantic context. This integration, illustrated in Algorithm 1, enables more accurate and comprehensive web interaction, marking a significant step toward robust and scalable web exploration in AI systems.

*b) File Suffer Agent:* The File Suffer Agent plays a key role in the multi-agent pipeline by retrieving, parsing, and organizing workflow data. It handles both existing files and those downloaded by the Web Suffer Agent, ensuring all relevant information is collected. The agent extracts workflow structures, parameters, and dependencies, converting unstructured data into a structured format for downstream analysis and integration.

*c) Multi-Agent System:* Managing workflow discovery across diverse tasks is difficult for a single agent. To address this, we adopt a supervised multi-agent architecture where an Orchestration Agent delegates tasks to specialized worker agents, such as the Web Search Agent and File Suffer Agent [23]. Each agent maintains its own memory to track past actions and interactions, allowing the system to retain context, adapt to new tasks, and ensure accurate and efficient exploration. This design aligns with the Magentic-One framework [24], which demonstrates the effectiveness of a lead orchestrator coordinating specialized agents to solve complex problems

TABLE I  
COMPARISON OF OPERATIONS WITH AND WITHOUT A LOCAL DATABASE IN TERM OF MILLISECONDS.

	Local Database	Without Local Database
Search Workflow	3,871	152,008
Install Missing Nodes	2,755	228,182
Install Missing Models	7,255	935,878,301
<b>Total</b>	<b>13,881</b>	<b>936,258,491</b>

TABLE II  
TASK DETAILS AND DIFFICULTY.

ID	Task	Difficulty
T1	Image Super-Resolution	Easy
T2	Text-to-Image Generation	Moderate
T3	Generate Image with Referenced Face	Advanced
T4	Generate Image with Referenced Outline	Advanced
T5	Virtual Try-On	Advanced

[25], [26].

#### IV. COMPARISON OF WORKFLOW EFFICIENCY WITH TRADITION APPROACH

Without our system, users need to search the web or ask a chatbot for guidance to generate an image based on a reference image and conditioning text. This process involves finding suitable techniques, searching repositories, reviewing documentation, and downloading code and models from platforms like GitHub or Hugging Face. On average, this takes about 12 minutes and 47 seconds.

In contrast, with our system, users can directly input the task into FlowPilot, which instantly retrieves the relevant workflow. This streamlined approach reduces the time required to just 3 minutes and 13 seconds.

To evaluate the impact of using a local database, we measured retrieval times for the prompt: “Give me basic workflows used to convert image to image.” The time to install missing nodes and models varies depending on factors such as the number of missing components and their size. For example, as shown in Table I, the “ThinkDiffusion—Img2Img” workflow retrieved via the web requires only one missing node and one model (ThinkDiffusionXL.safetensors with a size of 6.94 GB). This highlights how leveraging a local database significantly reduces the retrieval time (in milliseconds), offering users a faster and more efficient experience.

#### V. USER STUDY

We conducted a user study to evaluate GenFlow’s effectiveness in helping individuals with aphantasia visualize abstract concepts and generate personalized artistic outputs.







##### A. Setup

*1) Participants:* We invited 13 participants, denoted from P1 to P13, from a university, including 3 researchers and 10 STEM students, to experience with our system. All participants had programming skills ranging from intermediate



TABLE III

RESULTS FROM THE USER STUDY. THE FIRST ROW SHOWS THE INPUT IMAGES AND TEXT PROMPTS (IF APPLICABLE), AND THE SECOND ROW PRESENTS THE CORRESPONDING GENERATED OUTPUTS.

T1: Image Super-Resolution	T2: Text-to-Image	T3: Generation with Referenced Face	T4: Generation with Referenced Outline	T5: Virtual Try-On
	— a photo of a hyper sport car	 a photo of a man walking down a city sidewalk, wearing a blue shirt and beige pants, high resolution	 a photo of a female knight in medieval times, high resolution, highly detailed, 4k, cinematic, dramatic lighting	— 
				

to proficient. Among them, 38% were experts in AI and computer vision, 38% had intermediate knowledge, and 24% were novices.

2) *Tasks*: Before the user study, we conducted a group interview to understand participants' typical tasks. One participant emphasized the time-consuming nature of tasks like image enhancement and generation, which often require multiple tools and manual adjustments. Another participant noted the challenges of generating realistic images from reference inputs, such as facial images or sketches, which demand expertise and fine-tuning. Based on these insights, we designed five tasks to streamline these processes, as shown in Table II.

3) *Apparatus and Procedure*: Each study session, conducted within our lab, involved participants performing assigned tasks on a provided laptop under our observation. Each session consisted of four sections within a 30-minute slot. After an introduction, participants followed step-by-step instructions in a video (10 minutes) and were free to ask questions for clarification. Next, participants completed the five study tasks detailed in Table II. Participants were encouraged to think aloud. At the end of each session, we collected feedback through surveys.

## B. Results

1) *Task Completion*: All participants successfully completed all five tasks, with average completion times of 144.23,

205.07, 166.61, 193.31, and 662.08 seconds for Tasks 1 through 5, respectively.

Prompts were concise, typically under 25 words, and varied in style based on task complexity. For the easy task (T1: Image Super-Resolution), participants used direct commands like "increase resolution" [P13] or "enhance image quality" [P6]. The moderate task (T2: Text-to-Image Generation) encouraged more creative inputs, such as "generate an image of hypercar" [P5]. Advanced tasks required greater specificity. In T3 (Referenced Face Generation), prompts included "create an image with a face matching this reference" [P8]. In T4 (Referenced Outline Generation), examples were "generate image by filling this outline" [P12]. T5 (Virtual Try-On) involved precise instructions like "change clothes of the model's figure" [P7].

Participants also used purpose-driven phrasing, e.g., "I want to create a portrait with this face in a medieval setting" [P1] and "I want to adjust the clothes for this person" [P2]. This variety in prompt styles reflected participants' adaptability to different task difficulties. Simpler commands were sufficient for tasks like T1, while more complex and descriptive prompts were necessary for advanced tasks like T3, T4, and T5. This progression highlighted participants' ability to adjust their prompting strategies based on task complexity.

2) *Insights*: Participants reflected on their experiences with the application, often comparing it to familiar tools like Photoshop, ChatGPT, and manual model pipelines. Their feedback

TABLE IV  
PARTICIPANT RATINGS OF SYSTEM ASPECTS.

Aspect	Description	Average Rating
Usefulness	Effectiveness in reducing task completion time.	4.3 / 5
Friendly Interface	Moderate user-friendliness with potential for improved intuitiveness.	3.8 / 5
Ease of Use	Straightforward and accessible navigation and usability.	4.2 / 5
Performance	Consistent and reliable processing speed and responsiveness.	4.1 / 5
Overall Satisfaction	General approval of functionality and performance.	4.0 / 5

revealed several critical observations:

- **Efficiency Gains:** Participants, especially those with programming experience, praised the application’s ability to streamline workflows. P1 remarked, “In a video file system, I haven’t seen anything that can do this,” emphasizing its unique functionality. P9 noted it “saves time” compared to self-hosted setups, while P13 described it as “faster” than manual alternatives. P4 highlighted the benefit of not needing to search for models, calling it a major time-saver.
- **User Interface:** The UI was commended for supporting rapid iteration. P2 observed that “iterations here are much faster with UI” due to the reduced need for complex prompts. The drag-and-drop interface stood out for ease of use, with P6 noting, “just drag and drop,” making it accessible for non-coders. P10 appreciated the system’s transparency and control, stating, “it shows the entire workflow and lets us configure it,” offering more control than generative AI tools.

Participants broadly praised the tool’s automation, visual workflow design, and ease of customization. These features enabled users to reduce manual effort, transition seamlessly between tasks, and focus on creative or higher-level goals. The visual representation of workflows helped users, especially novices, better understand complex processes and experiment confidently. Support for multiple models and flexible workflow configurations enhanced the tool’s adaptability and long-term value. Examples created by participants in the user study are illustrated in Table III.

3) *Rating:* The system was evaluated through a survey of 13 participants, focusing on five key dimensions: Usefulness, Interface Friendliness, Ease of Use, Performance, and Overall Satisfaction. Average ratings were derived from participant responses. As shown in Table IV, participants found the system effective in supporting task completion, particularly by reducing execution time and maintaining strong performance. While overall satisfaction and ease of use were high, feedback suggests that refining the user interface could further enhance usability and make the system more accessible to a wider range of users.

4) *Discussions:* The user study confirms GenFlow’s effectiveness in reducing task completion times and improving user satisfaction. Participants consistently praised its intuitive interface and streamlined workflows, reinforcing the value of our design approach. By utilizing a node-based architecture, GenFlow builds on familiar visual programming paradigms while offering the flexibility to accommodate rapid advances

in AI technology. Additionally, Flow Pilot’s intelligent retrieval system, grounded in recent progress in natural language processing and retrieval-augmented generation, positions GenFlow as a forward-looking tool in the AI art domain.

However, feedback from the participants also revealed key areas where the system could be improved to better support diverse user needs. Some users desired more precise workflow suggestions, indicating the need to enhance Flow Pilot’s natural language understanding and support multimodal queries (e.g., sketches or reference images). Others suggested that sharing and refining workflows collaboratively would support learning and innovation, highlighting the value of a community-driven repository. Additionally, varying comfort levels with node-based interfaces suggest that adaptive UI features, such as personalized layouts or usage-based recommendations, could improve usability for novices.

These findings point to the importance of making GenFlow more context-aware, collaborative, and adaptable, ensuring its continued effectiveness for a broad range of users as generative AI tools grow more complex.

## VI. CONCLUSION

This paper introduced GenFlow, a novel interactive modular framework that bridges the gap between user-friendliness and powerful customization in AI art generation. Our work takes a substantial step toward democratizing generative art by making advanced tools accessible to a broader audience without compromising the depth required by expert users.

Future work will focus on enhancing GenFlow’s workflow retrieval through improved language understanding and multimodal inputs, such as sketches and images, as well as developing a collaborative repository for sharing and refining workflows. These directions aim to foster community-driven innovation and adapt the system to diverse user expertise levels.

## ACKNOWLEDGMENTS

This research is funded by Vietnam National Foundation for Science and Technology Development (NAFOSTED) under Grant Number 102.05-2023.31.

## REFERENCES

- [1] A. Chatterjee, “Art in an age of artificial intelligence,” *Frontiers in Psychology*, vol. 13, p. 1024449, 2022.
- [2] T. Brooks, A. Holynski, and A. A. Efros, “Instructpix2pix: Learning to follow image editing instructions,” in *2023 IEEE/CVF Conference on Computer Vision and Pattern Recognition (CVPR)*, 2023, pp. 18 392–18 402.

- [3] H. Ye, J. Zhang, S. Liu, X. Han, and W. Yang, "Ip-adapter: Text compatible image prompt adapter for text-to-image diffusion models," *arXiv preprint arXiv:2308.06721*, 2023.
- [4] L. Zhang, A. Rao, and M. Agrawal, "Adding conditional control to text-to-image diffusion models," in *Proceedings of the IEEE/CVF International Conference on Computer Vision*, 2023, pp. 3836–3847.
- [5] C. Zhang and J. Liu, "Content based deep learning image retrieval: A survey," in *Proceedings of the 2023 9th International Conference on Communication and Information Processing*, ser. ICCIP '23. New York, NY, USA: Association for Computing Machinery, 2024, p. 158–163. [Online]. Available: <https://doi.org/10.1145/3638884.3638908>
- [6] R. Wingström, J. Hautala, and R. Lundman, "Redefining creativity in the era of ai? perspectives of computer scientists and new media artists," *Creativity Research Journal*, vol. 36, no. 2, pp. 177–193, 2024.
- [7] A. Ramesh, M. Pavlov, G. Goh, S. Gray, C. Voss, A. Radford, M. Chen, and I. Sutskever, "Zero-shot text-to-image generation," in *International conference on machine learning*. Pmlr, 2021, pp. 8821–8831.
- [8] S. R. Dubey, "A decade survey of content based image retrieval using deep learning," *IEEE Transactions on Circuits and Systems for Video Technology*, vol. 32, no. 5, pp. 2687–2704, 2022.
- [9] T. Angert, M. Suzara, J. Han, C. Pondoc, and H. Subramonyam, "Spellburst: A node-based interface for exploratory creative coding with natural language prompts," in *Proceedings of the 36th Annual ACM Symposium on User Interface Software and Technology*, 2023, pp. 1–22.
- [10] J. Bieniek, M. Rahouti, and D. C. Verma, "Generative ai in multimodal user interfaces: Trends, challenges, and cross-platform adaptability," 2024. [Online]. Available: <https://arxiv.org/abs/2411.10234>
- [11] M. Noone and A. Mooney, "Visual and textual programming languages: a systematic review of the literature," *Journal of Computers in Education*, vol. 5, pp. 149–174, 2018.
- [12] R. Rombach, A. Blattmann, D. Lorenz, P. Esser, and B. Ommer, "High-resolution image synthesis with latent diffusion models," *CoRR*, vol. abs/2112.10752, 2021. [Online]. Available: <https://arxiv.org/abs/2112.10752>
- [13] P. Lewis, E. Perez, A. Piktus, F. Petroni, V. Karpukhin, N. Goyal, H. Küttler, M. Lewis, W. tau Yih, T. Rocktäschel, S. Riedel, and D. Kiela, "Retrieval-augmented generation for knowledge-intensive nlp tasks," 2021. [Online]. Available: <https://arxiv.org/abs/2005.11401>
- [14] Y. Gao, Y. Xiong, X. Gao, K. Jia, J. Pan, Y. Bi, Y. Dai, J. Sun, H. Wang, and H. Wang, "Retrieval-augmented generation for large language models: A survey," *arXiv preprint arXiv:2312.10997*, vol. 2, 2023.
- [15] X. He, Y. Tian, Y. Sun, N. V. Chawla, T. Laurent, Y. LeCun, X. Bresson, and B. Hooi, "G-retriever: Retrieval-augmented generation for textual graph understanding and question answering," *arXiv preprint arXiv:2402.07630*, 2024.
- [16] H. Wang, W. Huang, Y. Deng, R. Wang, Z. Wang, Y. Wang, F. Mi, J. Z. Pan, and K.-F. Wong, "Unims-rag: A unified multi-source retrieval-augmented generation for personalized dialogue systems," *arXiv preprint arXiv:2401.13256*, 2024.
- [17] I. M. Hameed, S. H. Abdhussain, and B. M. M. and, "Content-based image retrieval: A review of recent trends," *Cogent Engineering*, vol. 8, no. 1, p. 1927469, 2021. [Online]. Available: <https://doi.org/10.1080/23311916.2021.1927469>
- [18] H. He, W. Yao, K. Ma, W. Yu, Y. Dai, H. Zhang, Z. Lan, and D. Yu, "Webvoyager: Building an end-to-end web agent with large multimodal models," *arXiv preprint arXiv:2401.13919*, 2024.
- [19] Y. Lu, J. Yang, Y. Shen, and A. Awadallah, "Omniparser for pure vision based gui agent," *arXiv preprint arXiv:2408.00203*, 2024.
- [20] J. Y. Koh, R. Lo, L. Jang, V. Duvvur, M. Lim, P.-Y. Huang, G. Neubig, S. Zhou, R. Salakhutdinov, and D. Fried, "VisualWebArena: Evaluating multimodal agents on realistic visual web tasks," in *Proceedings of the 62nd Annual Meeting of the Association for Computational Linguistics (Volume 1: Long Papers)*, L.-W. Ku, A. Martins, and V. Srikumar, Eds. Bangkok, Thailand: Association for Computational Linguistics, Aug. 2024, pp. 881–905. [Online]. Available: <https://aclanthology.org/2024.acl-long.50/>
- [21] K. Cheng, Q. Sun, Y. Chu, F. Xu, L. YanTao, J. Zhang, and Z. Wu, "SeeClick: Harnessing GUI grounding for advanced visual GUI agents," in *Proceedings of the 62nd Annual Meeting of the Association for Computational Linguistics (Volume 1: Long Papers)*, L.-W. Ku, A. Martins, and V. Srikumar, Eds. Bangkok, Thailand: Association for Computational Linguistics, Aug. 2024, pp. 9313–9332. [Online]. Available: <https://aclanthology.org/2024.acl-long.505/>
- [22] J. Yang, H. Zhang, F. Li, X. Zou, C. Li, and J. Gao, "Set-of-mark prompting unleashes extraordinary visual grounding in gpt-4v," *arXiv preprint arXiv:2310.11441*, 2023.
- [23] P. Delias, A. Doulamis, and N. Matsatsinis, "What agents can do in workflow management systems," *Artificial Intelligence Review*, vol. 35, pp. 155–189, 2011.
- [24] A. Fournay, G. Bansal, H. Mozannar, C. Tan, E. Salinas, E. E. Zhu, F. Niedtner, G. Proebsting, G. Bassman, J. Gerrits, J. Alber, P. Chang, R. Loynd, R. West, V. Dibia, A. Awadallah, E. Kamar, R. Hosn, and S. Amershi, "Magentic-one: A generalist multi-agent system for solving complex tasks," Microsoft, Tech. Rep. MSR-TR-2024-47, November 2024. [Online]. Available: <https://www.microsoft.com/en-us/research/publication/magentic-one-a-generalist-multi-agent-system-for-solving-complex-tasks/>
- [25] M. Wooldridge, *An Introduction to MultiAgent Systems*, 2nd ed. Wiley Publishing, 2009.
- [26] Y. Li, H. Wang, and Z. Zhang, "Multi-agent based workflow management systems design," *Advanced Science Letters*, vol. 6, no. 1, pp. 727–731, 2012.