
PS-WL: A PROBABILITY-SENSITIVE WEAR LEVELING SCHEME FOR SSD ARRAY SCALING

Shuhang Xu, Yunfei Gu, Linhui Liu, Chentao Wu
Shanghai Jiao Tong University
Shanghai, China

ABSTRACT

As flash-based Solid State Drive (SSD) arrays become essential to modern data centers, scaling these arrays to meet explosive data growth is a frequent and critical operation. However, the conventional wear-leveling (WL) paradigm applied during scaling suffers from a fundamental flaw: it ignores the non-linear relationship between wear and failure probability, potentially pushing the most vulnerable, aged disks towards premature failure. To address this critical issue at its root, we propose the Probability-Sensitive Wear Leveling (PS-WL) scheme, which shifts the optimization goal from balancing wear to directly balancing failure risk. At its core, PS-WL introduces an "effective lifetime" model derived from a realistic failure probability to more accurately assess disk lifetime. This model guides a PID controller for wear leveling operation, with a conservative zone minimizes performance overhead by restricting warm data migration. Comprehensive simulations validate the superiority of PS-WL over state-of-the-art methods. The results demonstrate that our approach significantly reduces performance overhead while, most critically, consistently and effectively lowering the aggregated array failure risk across diverse system configurations and workloads. This proves that by directly optimizing for reliability, PS-WL builds a scalable storage system that is, by design, fundamentally safer, more efficient, and more stable.

Keywords Solid State Drive · Storage Scaling · Wear-leveling · Data Migration

1 Introduction

With the rapid development of flash memory manufacturing technology and continuous cost optimization, solid-state drives (SSDs) have gradually replaced traditional hard disk drives (HDDs) as the preferred storage medium for modern data centers and enterprise-level storage systems due to their outstanding read and write performance, high reliability, low power consumption, and excellent shock resistance[1][2]. Under the global digital transformation wave, the volume of data is increasing at an unprecedented rate. According to statistics, the total global data volume is expected to reach 394 ZB by 2028 [3]. From the PB-level text corpora required for training large language models (LLMs) to the TB-level sensor data generated by autonomous vehicles every hour [4], and to the vast storage infrastructure built by major cloud service providers such as Google Cloud Storage [5], Microsoft Azure [6], and Amazon AWS[7] to support the business operations of millions of users, all these have continuously posed challenges to the capacity and performance of storage systems. To address these challenges and ensure high data availability, the use of Redundant Array of Independent Disks (RAID) and SSD array scaling have become routine operations in data center maintenance.

However, many traditional array scaling schemes were originally designed for hard disk drives (HDDs), and when applied to SSD arrays, they often cause a series of problems due to neglecting the unique physical characteristics of SSDs, such as limited Program/Erase (P/E) cycles, Write Amplification (WA), Wear Leveling (WL), and Garbage Collection (GC). In the context of array scaling, the newly extended disks, with their extremely low initial wear levels, are immediately identified by the wear-leveling algorithm as the ideal write target disk. This results in a highly centralized I/O workloads on the new disks. Consequently, it not only causes I/O congestion on the new disks, significantly degrading the array's overall response performance, but also leads to an excessive accumulation of hot data on the new disks. This introduces additional I/O overhead and unnecessary write amplification..

To solve these challenges, researchers have proposed advanced schemes like SWANS [8], Lazy-WL [9], and Ada-WL [10]. These methods attempt to smooth the lifetime gap by monitoring workloads and managing data migration. However, a significant limitation persists: most existing schemes use P/E cycles as the sole measure of disk lifetime, failing to account for the accelerated failure probability inherent to SSDs. The correlation between an SSD's P/E cycles and its failure probability is highly non-linear; after a certain threshold, the failure probability rises sharply [11]. This non-uniform aging can cause disks to fail at different times, which complicates RAID management and can trigger slow, performance-degrading data rebuilds, or even cause direct data loss.

Therefore, a more advanced wear-leveling scheme is needed—one that not only balances the I/O load but also proactively manages the reliability risk of the entire array. To this end, this paper proposes PS-WL (Probability-Sensitive Wear Leveling). The core idea of PS-WL is to replace the traditional P/E count metric with an "effective lifetime" model that incorporates the non-linear failure probability of SSDs. By doing so, PS-WL aims to achieve array-level wear leveling while minimizing the aggregated failure probability of the entire array, leading to smarter, more durable load balancing that protects data and ensures long-term system stability.

The main contributions of this paper are as follows:

We propose a new wear-leveling scheme, PS-WL. Its key innovation is an effective lifetime model based on SSD failure probability. This model provides a more accurate assessment of disk health, shifting the optimization goal from simply balancing P/E cycles to reducing the entire array's aggregated failure probability. This helps avoid overusing disks that are at a high risk of failure during scaling. To test and evaluate the PS-WL scheme, we designed and implemented a high-fidelity SSD array simulator. The simulator can model the SSD's P/E process, wear characteristics, and failure probability changes in detail, providing a solid experimental basis for evaluating the performance and reliability of our scheme and related research. Through extensive simulations, we show that PS-WL outperforms existing advanced schemes like Lazy-WL and Ada-WL. In array scaling scenarios, especially with large wear differences between old and new disks, PS-WL shows significant advantages in reducing overall array failure probability, balancing I/O loads, and improving long-term system stability. The rest of this paper is organized as follows: We introduce the related work in Section II. In Section III, we explain the design and implementation details of the PS-WL scheme. In Section IV, we present the detailed experimental setup and result analysis. Finally, We draw our conclusion in Section V.

2 Background and Related Work

This chapter aims to establish the theoretical and technical foundations for the proposed PS-WL scheme. We will first introduce the background. Following this, we provide a detailed analysis of the Solid State Drive failure probability model. Based on this, we examine representative RAID scaling schemes and inter-disk wear-leveling schemes. Finally, we present the motivation for this work.

2.1 NAND technology and SSD

A Solid State Drive (SSD) is a storage device based on NAND flash memory. Unlike traditional Hard Disk Drives (HDDs), which rely on mechanical rotation and magnetic head seeking, SSDs read and write data directly using electrical signals. This allows them to achieve microsecond-level access latency, extremely high IOPS (Input/Output Operations Per Second) and lower power consumption. However, the physical properties of NAND flash also introduce unique challenges: its storage cells have a limited number of Program/Erase (P/E) cycles. To manage these limitations, SSDs use the Flash Translation Layer (FTL). The FTL is responsible for three critical tasks: address mapping (translating the host's logical addresses to the physical addresses of the flash memory), Garbage Collection (GC, which reclaims invalid data space created by "out-of-place updates"), and Wear Leveling (WL, which ensures that all flash blocks are worn as evenly as possible). Together, these mechanisms determine the performance and lifespan of an SSD.

The storage core of a SSD is the NAND Flash memory. Its concept is based on a metal oxide semiconductor device with a Floating Gate (FG) electrically isolated by means of a tunnel oxide. Raw bit errors in NAND Flash memory primarily stem from the technology's inherent physical limitations, namely its finite endurance and imperfect data retention. An error is registered whenever a memory cell's threshold voltage shifts away from its intended, programmed level. During the early stages of an SSD's usage, although P/E cycles increase, the damage to the flash cells is relatively minor. The Raw Bit Error Rate (RBER) grows slowly, and the built-in Error Correction Code (ECC) can easily correct these errors. During this phase, the disk's failure probability increases at a slow rate. However, once the P/E cycle is accumulated beyond a certain threshold, multiple physical degradation mechanisms (such as tunnel oxide degradation, random telegraph noise and cell-to-cell interference) causing the RBER to grow exponentially. As soon as the RBER growth rate surpasses the correction capability of the ECC, uncorrectable errors occur more frequently, marking the

SSD's accelerated failure probability. At this point, even a small increase in P/E cycles can cause a sharp rise in failure probability, rapidly pushing the disk toward its reliability tipping point.

This "failure probability acceleration phenomenon"[11][12][13] highlights the inadequacy of balancing P/E cycles alone. The reliability gap between two highly worn disks can be far greater than their P/E count difference suggests. This critical insight forms the basis for our proposed "effective lifetime" metric, which will be detailed in Section III.

2.2 Existing RAID Scaling Approaches

The following are several representative scaling methods:

- *Round-Robin (RR)*: RR is a basic and simple-to-implement scaling approach [14] [15]. It migrates existing data blocks in a round-robin sequential manner across the entire array, including the new disks, and is widely used in various RAID configurations. While this method achieves optimal data layout balance, it comes at the cost of an extremely high data migration rate, involving nearly all data and resulting in massive I/O overhead and parity update calculations.
- *FastScale (FS)*: FS is a lightweight disk array scaling method designed for RAID 0 [16]. It selectively migrates data from the old disks to the new disks, avoiding data migration between the old disks. This significantly reduces the amount of data migration. However, the limitation is that it cannot be directly applied to RAID levels that require parity.
- *Global Stripe-based Redistribution (GSR)*: GSR is a scaling scheme optimized for RAID 5 [17]. It operates from the perspective of the entire array's stripe layout, using intelligent partitioning and reorganization to minimize data migration and the overhead of parity updates.
- *Stripe-based Data Migration (SDM)*: SDM is a scaling method designed for RAID 6 [18]. It optimizes data migration according to the target parity layout, effectively reducing data migration and complex dual-parity calculations while ensuring uniform data distribution.

2.3 Existing Wear Leveling Approaches

Inter-disk wear leveling techniques aim to balance the average WL among different SSDs in array scaling scenario.

- *SWANS*: SWANS (Smoothing Wear Across N SSDs)[8] focus on write balancing in array. It monitors the write workload on each disk and adjust write distribution across SSD array, migrate hot data blocks to less active disks, and optimizes the wear chase by increasing the write operations.
- *Lazy-WL*: Lazy-WL (Lazy Wear-Leveling)[9] recognizes the problem of excessive writing to new disks in the initial phase of scaling. It proposes a "lazy" strategy, centered on establishing a "Conservative Zone" that restricts the migration of hot data to new disks. It also introduces a PID controller to monitor the lifetime standard deviation among the original and extended SSDs, ensure a smooth and controlled wear catch-up process.
- *Ada-WL*: Ada-WL (Adaptive Wear-Leveling)[10] improves upon Lazy-WL by using a machine learning model to dynamically adjust the conservative zone range and employing adaptive control theory to optimize the PID parameters, making it adaptable to more complex and dynamic workloads.

2.4 Summary and Motivation

In summary, while existing scaling and wear-leveling schemes address performance bottlenecks, they predominantly rely on P/E counts as the primary wear metric. As detailed in Section II, this approach overlooks the non-linear, accelerated failure probability of aging SSDs. This oversight can lead to strategies that, while balancing P/E counts, inadvertently increase the overall array failure risk. Our work is motivated by the need for a reliability-aware wear-leveling scheme that directly addresses this gap. In this way, PS-WL aims to achieve a better wear leveling in terms of failure rate, which is especially critical for ensuring long-term data reliability and system stability when managing scaling scenarios that include long-serving disks.

3 System Design of PS-WL scheme

To address the challenges of SSD array scaling, we propose the Probability-Sensitive Wear Leveling (PS-WL) scheme. The design of PS-WL is centered on shifting the optimization goal from balancing P/E counts to balancing reliability risk. Its architecture is composed of four key modules that work in synergy:

1. **Effective Lifetime Assessment:** At the core of PS-WL is a model that translates raw P/E cycles into an "effective lifetime" metric by incorporating the non-linear failure probability of SSDs. This provides a more accurate measure of disk lifetime.
2. **Parameter Collection:** This module gathers essential static parameters (e.g., array size) and dynamic state information (e.g., P/E counts) required for the model and control logic.
3. **Data Management and Restriction:** To minimize overhead, this module identifies data hotness to guide migration decisions and employs a conservative zone to protect warm data from inefficient migrating.
4. **Wear Leveling Control:** A PID-based controller monitor the entire wear chase process. It intelligently determines the start timing, manages the wear catch-up speed based on the effective lifetime difference, and decides when to exit the wear chase process.

The following sections will detail the design and implementation of each of these modules.

3.1 Parameter Collection and Perception

To achieve precise and adaptive wear leveling, the PS-WL scheme must first comprehensively collect key parameters of the system. These parameters includes: the number of original SSDs in the array k_o , the number of newly added SSDs for scaling k_s , the number of blocks per disk N_b , the number of pages per block N_p , the maximum P/E cycles for a data block L_m , and t_i : The P/E cycle count of the i -th SSD in the array at the current time. This is the most direct indicator of physical wear and the basis for calculating the effective lifetime.

The accurate acquisition of these parameters is a prerequisite for all subsequent calculations and decisions.

3.2 Effective Lifetime Model

As established previously, traditional wear-leveling algorithms that rely solely on P/E cycle counts fail to capture the non-linear failure risk of SSDs. To overcome this, PS-WL introduces a model based on failure probability.

To accurately capture the non-linear changes in SSD failure probability, this study adopts the Log-Logistic distribution for modeling, drawing on relevant empirical research [11]. Its S-shaped curve characteristic effectively describes the smooth transition from a low probability in the early stages to a high probability in the later stages. Given a raw P/E cycle count t , the cumulative failure probability of an SSD, $P_{failure}(t)$, is defined as follows:

$$P_{failure}(t) = \frac{1}{1 + \exp\left(-\frac{\log(t)-\mu}{\sigma}\right)} \quad (1)$$

where t is the current raw P/E cycle count, μ is the scale parameter and σ is the shape parameter of the log-logistic distribution respectively. These two parameters must be fitted from the lifetime testing data of a specific SSD model.

To integrate non-linear failure probability information into the wear-leveling framework, this study proposes the concept of effective lifetime. The effective lifetime $L(t)$ not only considers the raw P/E cycles but also incorporates a risk penalty term determined by the current failure probability, defined as follows:

$$L(t) = k \cdot t + k_p \cdot P_{failure}(t) \quad (2)$$

where t is the raw P/E cycle count, $P_{failure}(t)$ is the cumulative failure probability calculated by Equation 1, and k and k_p configurable penalty weight coefficient for the failure probability. A larger value of k_p makes the system more "sensitive" to disks with high failure probability. This model achieves a non-linear correction of a disk's aging status under high P/E cycles by introducing the failure probability term. All subsequent decisions in the PS-WL scheme, such as start timing, wear catch-up, and exit conditions, will be based on this effective lifetime $L(t)$, which more accurately reflects the overall health status, rather than on the simple P/E cycle count.

3.3 Hot Data Identification and Restriction

To enable a more granular quantification of data hotness within the sliding window, we introduce a multi-dimensional evaluation model based on Data Access Dynamics. This model comprehensively assesses the significance of data by analyzing it from three aspects: frequency, recency, and compactness, thereby constructing a dynamic hotness profile.

Specifically, we move beyond traditional monolithic metrics and instead examine the following three metrics:

- **Access Frequency** : This indicator measures the total number of accesses to a data page within the observed sliding window. It is a direct measure of **frequency locality**, identifying pages that are consistently popular over a period.

- **Access Recency:** This indicator measures the elapsed time, in terms of access events, since the most recent reference to a data page. A smaller value indicates a more recent access. It is used to evaluate **temporal locality**, reflecting how recent the access is.
- **Access Compactness:** This indicator measures the number of intervening data accesses between the two most recent references to a specific page. It directly quantifies the reuse proximity of accesses. A smaller value signifies a tightly clustered access pattern, revealing a strong short-term correlation in the access stream.

This multi-dimensional assessment method allows for a more accurate differentiation between various types of hot data, providing a reliable basis for subsequent differentiated management. These hotness metrics are min-max normalized.

Based on the multi-dimensional hotness, the system dynamically classifies data pages into three categories and applies different migration principles:

- **Extremely Hot Data:** After wear leveling begins, these are preferentially guided to migrate to new disks with low effective lifetimes to quickly reduce the lifetime gap using their high update frequency.
- **Cold Data:** These are completely excluded from active migration for the purpose of wear leveling to avoid invalid overhead.
- **Warm Data:** This is the largest portion of active data. To prevent them from being migrated on a large scale and inefficiently during wear leveling, PS-WL designs an conservative zone for them.

The core idea of the conservative zone is to establish a data protection area that includes warm data with relatively stable access patterns but not "extremely hot" enough to warrant immediate migration. When the system prepares to execute a data migration, if the target data page is in the conservative zone and the destination is an extended disk, the system will adopt a protection strategy based on the current degree of effective lifetime difference. If the difference is not large, the migration is canceled to prevent excessive accumulation of warm data on the extended disks. The capacity of the conservative zone, C , is not fixed but is adaptively adjusted based on the system state, calculated as follows:

$$C = N_{base} \times k_{ban} \quad (3)$$

where N_{base} is the number of data pages in the entire array, and k_{ban} is a dynamic adjustment factor that incorporates factors such as wear status and lifetime differences.

3.4 Wear Leveling Control

Once the PS-WL scheme is started, the core task is to perform a "wear catch-up" between the original and newly extended disks. To finely control the catch-up speed, PS-WL uses a multi-variable PID controller that combines the real-time access hotness of the disks and the difference in effective lifetime. Based on the indicators introduced in Section 3.3, the hotness of disks can be represented as a three-dimensional Dynamic Hotness Vector $\mathbf{R}(t)$:

$$\mathbf{R}(t) = [H_{freq}(t), H_{rec}(t), H_{comp}(t)] \quad (4)$$

where:

- $H_{freq}(t)$ is the **Frequency Hotness**, directly calculated from the Access Frequency. A higher access count results in a higher hotness value.
- $H_{rec}(t)$ is the **Recency Hotness**, inversely derived from the Access Recency. A more recent access (smaller recency value) corresponds to a higher hotness value.
- $H_{comp}(t)$ is the **Compactness Hotness**, inversely mapped from the Access Compactness. A tighter cluster of accesses (smaller compactness value) yields a higher hotness value.

Next, the PID controller calculates a theoretical hotness baseline, $u(t)$, based on the average effective lifetime difference, $e(t)$, between the original disk group and the extended disk group.

$$e(t) = L_o(t) - L_s(t) \quad (5)$$

where $L_o(t)$ and $L_s(t)$ are the average effective lifetimes of the original and extended disk groups, respectively. Based on this error, the PID controller calculates the theoretical hotness baseline $u(t)$:

$$u(t) = K_p e(t) + K_i \sum_{i=0}^t e(i) + K_d |e(t) - e(t - T_0)| \quad (6)$$

where K_p, K_i, K_d are the PID coefficients and T_0 is the sampling period. When the actual hotness $\mathbf{R}(t)$ is below the theoretical baseline $u(t)$, the system is inclined to approve data migrations.

To adapt to different workloads, PS-WL also implements a PID parameter self-tuning mechanism based on gradient descent, using the ratio of wear-leveling I/O to total I/O, J , as the loss function for the optimization of the PID coefficients $K = [K_p, K_i, K_d]$:

$$K_{n+1} = K_n - \alpha \nabla J(K_n) \quad (7)$$

where α is the learning rate. This allows PS-WL to continuously optimize its own control performance.

To avoid unnecessary continuous adjustments, the wear-leveling operation will be paused or exited when the average effective lifetime difference between the original and extended disks decreases to a sufficiently small relative threshold.

$$\frac{|L_o(t) - L_s(t)|}{L_o(t)} < \theta_{exit} \quad (8)$$

where θ_{exit} is a preset exit threshold.

4 Experimental Evaluation and Analysis

This chapter aims to comprehensively evaluate the effectiveness of our proposed PS-WL scheme through a series of detailed simulation experiments. We will first introduce our experimental methodology, including the experimental platform, baseline schemes, datasets, and evaluation metrics. Subsequently, we will present the performance of PS-WL under various RAID configurations and scaling scenarios, comparing it against current mainstream inter-disk wear-leveling schemes. Finally, we will conduct an in-depth analysis of the experimental results to explain the underlying reasons for the performance advantages of the PS-WL scheme.

4.1 Methodology

To ensure the accuracy and reproducibility of our results, we implemented an SSD emulator capable of accurately simulating the low-level behavior of NAND flash, including P/E operations, Garbage Collection (GC), and wear leveling. To align with the scheme designed in Chapter III, we further implemented support for the SSD failure probability model in the emulator, enabling it to track and calculate the effective lifetime of each simulated disk.

We select several classic scaling methods deployed by the SSD array, including Round-Robin (RR), FastScale (FS), Global Stripe-based Redistribution (GSR), and Stripe-based Data Migration (SDM). These methods are classical designs for scaling disk arrays in RAID-0, RAID-5, and RAID-6, allowing for a comprehensive evaluation of PS-WL's adaptability across different array architectures.

To evaluate the performance of our proposed **PS-WL** scheme, we conduct a comprehensive comparison against three baseline approaches: **SWANS**[8], **Lazy-WL**[9], and a custom ablation study variant, **DegradedWL**, with different scaling methods in various RAID configurations. We used the Alibaba Cloud Block Storage Traces[19], a write-intensive, large-scale I/O trace for our experiments. The experiment is conducted five times in order to calculate the average value of each metric and reduce the impact of random variation.

- **PS-WL**: Our proposed Probability-Sensing Wear Leveling scheme, which uses a dynamic hotness vector and PID control to manage data migration based on real-time disk failure probability.
- **SWANS & Lazy-WL**: Two representative state-of-the-art wear-leveling schemes used as performance benchmarks.
- **DegradedWL**: To isolate and validate the effectiveness of the probability-sensing component, we designed this crucial ablation study variant. DegradedWL employs the identical data protection area and PID control logic as PS-WL but reverts to using the simpler P/E cycle count as its lifetime indicator, rather than the dynamic failure probability. This allows for a direct comparison of the intelligence provided by our probability-sensing model.

4.2 Experimental Results

We conducted tests on the SSD emulator we designed for (k,k') scaling scenario where k is the number of original disk and k' is the number of scaling disk. To quantify the direct benefit of our probability-sensing model, we designed a specific experiment comparing PS-WL against other WL approach. The simulation is configured to initiate the wear-leveling scheme at a critical juncture: when the highest failure probability of any single disk in the array first reaches 0.01% .

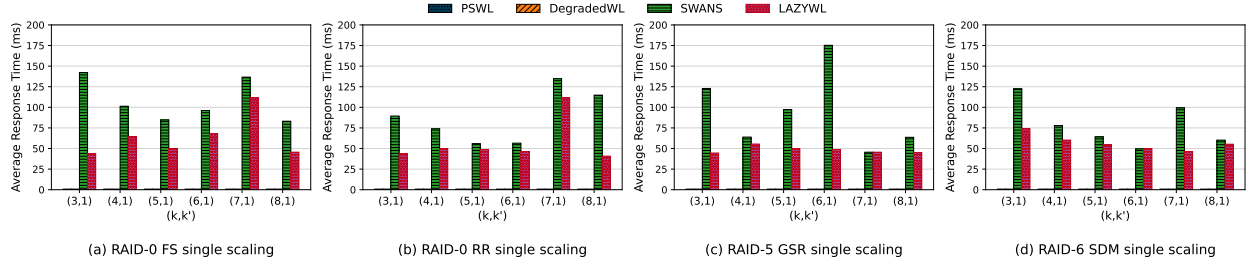


Figure 1: Average Response Time result of different SSD array scaling configuration

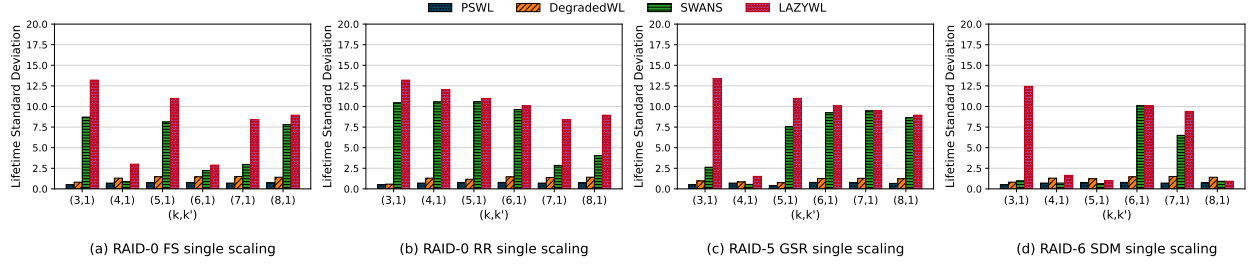


Figure 2: Lifetime Standard Deviation result of different SSD array scaling configuration

4.2.1 Average Response Time

A shorter average response time reflects a lower I/O latency and thus better system performance. As shown in Fig. 1, PS-WL demonstrates a dramatic reduction in latency compared to traditional schemes. Compared to Lazy-WL and SWANS, PS-WL decreases the average response time by at least 98.4% and up to 99.1%

Notably, both PS-WL and our ablation variant DegradedWL maintain extremely low and stable response times. This indicates that the core architecture, which leverages a data protection area to offload I/O-intensive wear-leveling operations, is highly effective at minimizing performance overhead. The primary performance gain comes from this architectural design rather than the specific lifetime metric used.

4.2.2 Lifetime Standard Deviation

A lower standard deviation of lifetime among disks signifies a more effective wear balance. As shown in Fig.2, PS-WL achieves a superior wear-balancing effect with exceptional stability. On average, PS-WL outperforms Lazy-WL by 90.5%, SWANS by 88.1%, and, most importantly, our ablation variant DegradedWL by 48.3%.

This superior performance, especially the consistent low deviation of PS-WL, stems from its adaptive parameter tuning mechanism, which allows it to dynamically adjust to different scaling configurations. In contrast, the other schemes, lacking this adaptivity, exhibit significant performance fluctuations across different scaling scenarios. For instance, in Fig. 2(a), the standard deviation for SWANS and Lazy-WL varies dramatically between different (k, k') configurations, whereas PS-WL maintains a consistently low and predictable level of deviation. This highlights the robustness and adaptability of our approach.

4.2.3 Triggered Wear-Leveling Operations

We evaluate the efficiency of each scheme by measuring the total number of pages migrated for wear-leveling. A lower count indicates less overhead. According to Fig.3, the wear-leveling operations triggered by PS-WL are reduced on average by 95.5% and 85.2% compared to SWANS and Lazy-WL, respectively. This demonstrates PS-WL's exceptional efficiency in achieving wear balance with minimal data movement.

Interestingly, PS-WL triggers slightly more wear-leveling operations than DegradedWL, with an average increase of 11.0%. This is an expected and deliberate trade-off. The additional, more precisely targeted migrations are driven by the probability-sensing model to proactively mitigate risks that the P/E cycle metric cannot perceive. As the next section will show, this marginal increase in overhead is justified by a substantial reduction in array-level failure risk.

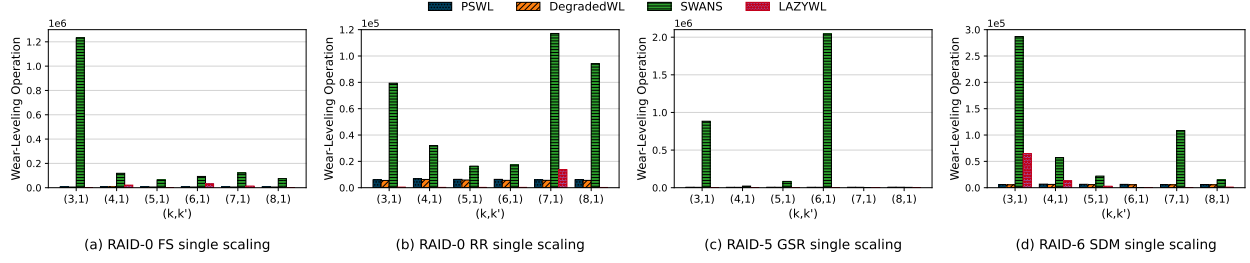


Figure 3: Triggered Wear-Leveling Operations result of different SSD array scaling configuration

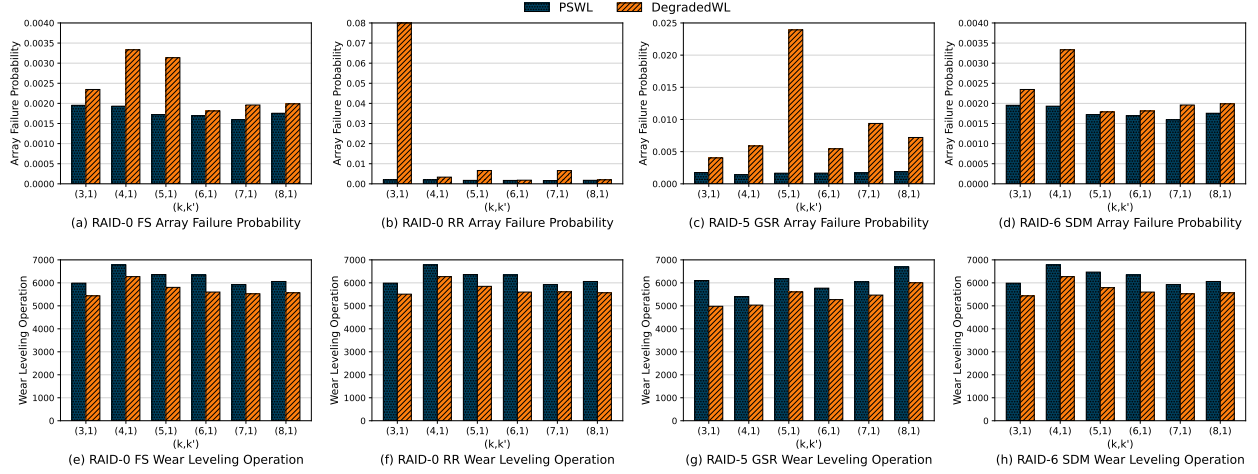


Figure 4: Analysis of Probability-Sensing

4.2.4 Analysis of Probability-Sensing

As shown in Fig. 4 (a-d), PS-WL's proactive approach yields a significantly lower final array-level failure probability. On average, PS-WL reduces this probability by 61.4% compared to DegradedWL. This demonstrates that by sensing the imminent risk, PS-WL correctly accelerates its wear-leveling process to exit the high-risk state more rapidly. By achieving the wear-leveling completion state faster, PS-WL ensures the array spends a much longer subsequent operational period in a state of low, stable failure probability.

This enhanced reliability and faster risk mitigation is achieved at the cost of a controlled 11.0% increase in wear-leveling operations, as confirmed in Fig. 4 (e-h). This result powerfully demonstrates our core thesis: by sensing failure probability, PS-WL makes more intelligent and timely data migration decisions, trading a small, controlled increase in overhead for a major improvement in both the final array reliability and the speed at which that reliability is achieved.

4.3 Analysis

Our evaluation demonstrates that PS-WL substantially outperforms prevailing inter-disk wear-leveling methodologies. Compared to established schemes like SWANS and Lazy-WL, PS-WL slashes average response time by over 98.8% and cuts wear-leveling operations by 85.2% to 95.5%. This efficiency stems from its latency-friendly data conservative zone, which effectively mitigate data migration overhead.

Beyond these performance gains, PS-WL's primary innovation is its intelligent and adaptive nature. The ablation study against DegradedWL provides clear evidence of this: by replacing the conventional P/E cycle metric with our nuanced failure probability model, PS-WL reduces lifetime standard deviation by an additional 48.3%. This result confirms that sensing actual failure risk leads to far more effective and stable wear-balancing decisions.

This superior balancing is achieved through a deliberate and highly effective trade-off. A controlled 11.0% increase in wear-leveling operations—driven by more precise risk assessments—enables PS-WL to slash the final array failure probability by 61.4% in high-risk scenarios. Ultimately, the results confirm that PS-WL maintains exceptional stability

and performance across all tested configurations, validating the robustness of its probability-sensing model and adaptive PID control.

5 Conclusion

This paper introduced PS-WL, a novel wear-leveling scheme engineered to address the critical challenges of reliability and performance in scalable SSD arrays. PS-WL advances beyond traditional wear metrics by shifting the focus from simple P/E cycle counts to a fine-grained, real-time failure probability model. This intelligence, coupled with an adaptive PID controller, provides the adaptability and robustness required to manage diverse RAID configurations and dynamic system workloads.

The experimental evaluation validates the effectiveness of our approach. Our results show that PS-WL achieves up to an 88% reduction in lifetime standard deviation, a 98% decrease in average response time, and slashes wear-leveling data migration by up to 95% compared to state-of-the-art methods. Most critically, it reduces the final array failure probability by over 60% in high-risk scenarios when compared to a non-probabilistic control, proving its superior capability for intelligent risk mitigation. Collectively, these findings establish PS-WL as a highly effective and robust solution, well-suited for the demands of modern, scalable SSD storage systems.

References

- [1] Marco A. A. Sanvido, Frank R. Chu, Anand Kulkarni, and Robert Selinger. nand flash memory and its role in storage architectures. *Proceedings of the IEEE*, 96(11):1864–1874, 2008.
- [2] Sehwan Lee, Bitna Lee, Kern Koh, and Hyokyung Bahn. A lifespan-aware reliability scheme for raid-based flash storage. In *Proceedings of the 2011 ACM Symposium on Applied Computing, SAC '11*, page 374–379, New York, NY, USA, 2011. Association for Computing Machinery.
- [3] Petroc Taylor. Amount of data created, consumed, and stored 2010-2023, with forecasts to 2028. *Statista*. Available online: <https://www.statista.com/statistics/871513/worldwide-data-created/> (accessed on 21 November 2024), 2024.
- [4] Daniel Gehrig and Davide Scaramuzza. Low-latency automotive vision with event cameras. *Nature*, 629(8014):1034–1040, May 2024.
- [5] Bianca Schroeder, Raghav Lagisetty, and Arif Merchant. Flash reliability in production: the expected and the unexpected. In *Proceedings of the 14th Usenix Conference on File and Storage Technologies, FAST'16*, page 67–80, USA, 2016. USENIX Association.
- [6] Microsoft Azure. Microsoft Azure premium storage. [Online], 2015. Accessed: Apr. 16, 2015. Available: <https://azure.microsoft.com/en-us/blog/azure-premium-storage-now-generally-available/>.
- [7] Mikyung Kang, Dong-In Kang, John Paul Walters, and Stephen P. Crago. A comparison of system performance on a private openstack cloud and amazon ec2. In *2017 IEEE 10th International Conference on Cloud Computing (CLOUD)*, pages 310–317, 2017.
- [8] Wei Wang, Tao Xie, and Abhinav Sharma. Swans: An interdisk wear-leveling strategy for raid-0 structured ssd arrays. *ACM Trans. Storage*, 12(3), April 2016.
- [9] Hanchen Guo, Zhehan Lin, Yunfei Gu, Chentao Wu, Li Jiang, Jie Li, Guangtao Xue, and Minyi Guo. Lazy-wl: A wear-aware load balanced data redistribution method for efficient ssd array scaling. In *2021 IEEE International Conference on Cluster Computing (CLUSTER)*, pages 157–168, 2021.
- [10] Yunfei Gu, Linhui Liu, Chentao Wu, Jie Li, and Minyi Guo. Ada-wl: An adaptive wear-leveling aware data migration approach for flexible ssd array scaling in clusters. *IEEE Transactions on Computers*, 73(8):1967–1982, 2024.
- [11] Jay Sarkar and Feng-Bin Frank Sun. Reliability characterization and modeling of solid-state drives. In *2015 Annual Reliability and Maintainability Symposium (RAMS)*, pages 1–6, 2015.
- [12] Yunfei Gu, Chentao Wu, and Xubin He. Exploit both SMART attributes and NAND flash wear characteristics to effectively forecast SSD-based storage failures in clusters. In *2024 USENIX Annual Technical Conference (USENIX ATC 24)*, pages 1101–1117, Santa Clara, CA, July 2024. USENIX Association.
- [13] Yangyang Pan, Guiqiang Dong, and Tong Zhang. Exploiting memory device wear-out dynamics to improve nand flash memory system performance. In *Proceedings of the 9th USENIX Conference on File and Storage Technologies, FAST'11*, page 18, USA, 2011. USENIX Association.

- [14] Jose Luis Gonzalez and Toni Cortes. Increasing the capacity of raid5 by online gradual assimilation. In *Proceedings of the International Workshop on Storage Network Architecture and Parallel I/Os*, SNAPI '04, page 17–24, New York, NY, USA, 2004. Association for Computing Machinery.
- [15] Guangyan Zhang, Jiwu Shu, Wei Xue, and Weimin Zheng. Slas: An efficient approach to scaling round-robin striped volumes. *ACM Trans. Storage*, 3(1):3–es, March 2007.
- [16] Weimin Zheng and Guangyan Zhang. Fastscale: accelerate raid scaling by minimizing data migration. In *Proceedings of the 9th USENIX Conference on File and Storage Technologies*, FAST'11, page 11, USA, 2011. USENIX Association.
- [17] Chentao Wu and Xubin He. Gsr: A global stripe-based redistribution approach to accelerate raid-5 scaling. In *2012 41st International Conference on Parallel Processing*, pages 460–469, 2012.
- [18] Chentao Wu, Xubin He, Jizhong Han, Huailiang Tan, and Changsheng Xie. Sdm: A stripe-based data migration scheme to improve the scalability of raid-6. In *2012 IEEE International Conference on Cluster Computing*, pages 284–292, 2012.
- [19] Jinhong Li, Qiuping Wang, Patrick P. C. Lee, and Chao Shi. An in-depth analysis of cloud block storage workloads in large-scale production. In *2020 IEEE International Symposium on Workload Characterization (IISWC)*, pages 37–47, 2020.