

Finding Clustering Algorithms in the Transformer Architecture

Kenneth L Clarkson¹, Lior Horesh¹, Takuya Ito¹, Charlotte Park^{*2}, and Parikshit Ram^{†1}

¹*Mathematics of Computation, IBM Research*

²*Electrical Engineering and Computer Science, MIT*

Abstract

The invention of the transformer architecture has revolutionized Artificial Intelligence (AI), yielding unprecedented success in areas such as natural language processing, computer vision, and multimodal reasoning. Despite these advances, it is unclear whether transformers are able to learn and implement precise algorithms. Here, we demonstrate that transformers can exactly implement a fundamental and widely used algorithm for k -means clustering: Lloyd’s algorithm. First, we theoretically prove the existence of such a transformer architecture, which we term the *k-means transformer*, that exactly implements Lloyd’s algorithm for k -means clustering using the standard ingredients of modern transformers: attention and residual connections. Next, we numerically implement this transformer and demonstrate in experiments the exact correspondence between our architecture and Lloyd’s algorithm, providing a fully neural implementation of k -means clustering. Finally, we demonstrate that interpretable alterations (e.g., incorporating layer normalizations or multilayer perceptrons) to this architecture yields diverse and novel variants of clustering algorithms, such as soft k -means, spherical k -means, trimmed k -means, and more. Collectively, our findings demonstrate how transformer mechanisms can precisely map onto algorithmic procedures, offering a clear and interpretable perspective on implementing precise algorithms in transformers.

1 Introduction

Clustering is one of the most fundamental and widely studied problems in computer science, dating back to the mid-20th century [1, 2]. Classic algorithms (such as, k -means clustering), which aim to group data points into meaningful clusters, have impacted diverse fields ranging from biology and ecology to economics, social studies, and machine learning [3, 4]. Despite their widespread utility, clustering problems are computationally challenging and have been shown to be an NP-hard problem, even when the number of clusters is two [5]. The combination of their widespread impact and inherent hardness of these algorithms has driven decades of research into their underlying theory and methodology.

Despite the historical prevalence of clustering algorithms, the rise of deep learning has significantly altered the recent landscape of machine learning research. Deep learning architectures — the *transformer* architecture in particular [6] — excel at learning hierarchical features from raw data, reducing the need to explicitly identify clusters from data features. transformers can flexibly express many functions and capabilities, from associative clustering of patterns [7, 8], to complex cognitive capabilities, like natural language processing and vision [6, 9]. However, exactly how transformer mechanisms — attention, normalization, feed-forward layers, residual connections and such — contribute to precise algorithmic capabilities remains largely unclear.

The opaque internal mechanisms of modern AI models, compounded by their inherently statistical training and inference processes, present substantial interpretability challenges that limit their reliability in critical applications. This lack of transparency underscores the critical importance of characterizing the algorithmic capabilities of modern neural architectures to provide a foundation for reliable and interpretable AI systems. Recent work in the related area of mechanistic interpretability — the research area concerned with understanding the behaviors of neural networks through their internal mechanisms — has begun to shed light on the internal workings of neural networks and their behaviors [10–12]. Key findings have highlighted how large language models exhibit complex behaviors via in-context learning and polysemantic neurons, providing tools to steer and control the behaviors of these models [13–17]. While these studies primarily focused on behaviors in large language models, they highlight the potential to directly map architectural features of transformers onto explicit operations of classical algorithms (such as k -means

^{*}Work done as an intern at IBM Research.

[†]Corresponding author; email: parikshit.ram@ibm.com.

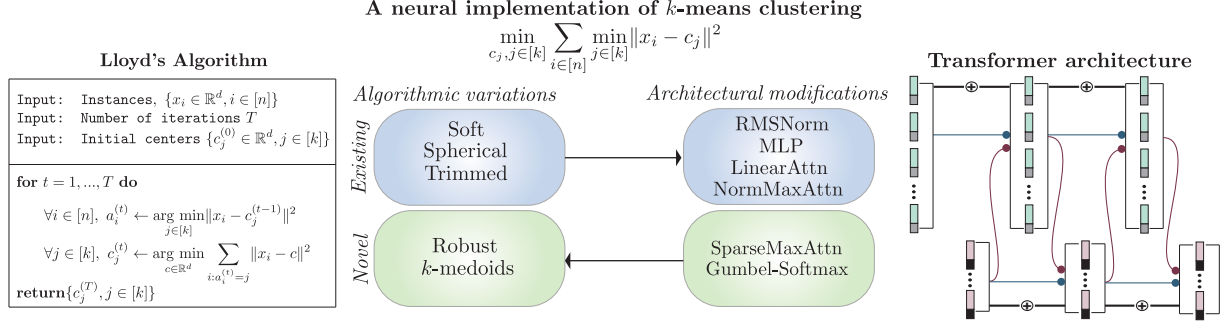


Figure 1: **Overview.** We identified an exact transformer implementation to Lloyd’s algorithm for k -means clustering, providing a pathway to understanding precise algorithmic procedures through neural network mechanisms. This enabled us to **1)** implement variations of k -means clustering (e.g., spherical k -means) by modifying transformer mechanisms, and **2)** devise novel (and interpretable) k -means variations by incorporating existing transformer mechanisms.

clustering), providing an opportunity to investigate formal algorithms through the lens of modern neural architectures.

In this study, we bridge classically studied discrete clustering algorithms with modern neural architectures, offering a clear and interpretable approach to understanding how transformer mechanisms precisely map onto discrete operations of a widely used and influential classic algorithm: Lloyd’s algorithm (Figure 1). By providing an explicit mapping between circuit mechanisms of the transformer — self-attention, cross-attention, residual connections — and algorithmic procedures, we demonstrate how architectural modifications bring about algorithmic variations in Lloyd’s algorithm (and vice-versa). Given a set of data points and random initial centers (corresponding to input tokens), we show that each layer of a handcrafted yet interpretable encoder-decoder transformer exactly performs a single iteration of Lloyd’s algorithm in its forward pass. This formulation of a clustering algorithm as a neural architecture enables the discovery of variations of clustering algorithms in terms of interpretable alterations to the transformer architecture. We provide both theoretical results detailing this equivalence, as well as numerical simulations that solidify this correspondence empirically. Together, these results provide a concrete and interpretable approach to understanding how formal algorithms map onto architectural components of ubiquitous, modern deep learning architectures.

2 Results

We begin by describing Lloyd’s algorithm for k -means clustering, which partitions a set of points into a collection of k disjoint subsets. We subsequently introduce a transformer architecture — the k -means transformer — and rigorously prove that our formulation exactly reproduces Lloyd’s algorithm, and validate these results numerically. Finally, we demonstrate that variations to the architecture are mathematically equivalent to specific cases of k -means clustering. Finally, we show that architectural alterations yield interpretable, and in some cases, entirely novel clustering algorithms.

Notation. We denote the index set as $[m] \triangleq \{1, \dots, m\} \subset \mathbb{N}$. Scalars and vectors are denoted by lowercase italics (e.g., x, y). We will specify when x is a scalar or vector. We assume vectors are column vectors, and their transpose x^\top a row vector. a^i denotes the i -th index in the vector a . Matrices are denoted as uppercase italics e.g., $A \in \mathbb{R}^{m \times n}$, with A^{ij} denoting its (i, j) -th entry. We use I_d to denote the $(d \times d)$ identity matrix. Further, we specify our matrices for attention in a compact form, using the following notation. For integers $1 \leq i \leq j \leq d$, let $I_d^{i:j}$ denote the linear operator on vectors $x \in \mathbb{R}^d$ such that $(I_d^{i:j}x)^k = x^k$ for $i \leq k \leq j$, and zero otherwise — $I_d^{i:j}x$ zeroes out the m -th entries of x with indices $m \in [1, i) \cup (j, d]$, leaving the rest unchanged. (We can implement $I_d^{i:j}$ as a $(d \times d)$ diagonal matrix with entries $(I_d^{i:j})^{kk} = 1$ for $k \in [i, j]$, and all other entries as zeros.) When $j = d$, we use I_d^i , and when $i = 1$, we use I_d^j .

2.1 Lloyd’s algorithm

For a set X , a *partition* P of X is a collection of disjoint nonempty subsets of X whose union is X . That is, $B \cap B' = \emptyset$ for all $B, B' \in P$, and $X = \cup_{B \in P} B$. If P has k elements ($|P| = k$), then P is a k -partition of X . For given k , when $X = \{x_1, x_2, \dots, x_n\}$ is a set of n instances, with a real-valued measure of similarity

$s(x, x')$, the general goal of clustering is to find a k -partition P of X such that point pairs within each block have high similarity to each other, and pairs from different blocks have low similarity. Formally, the discrete optimization problem over a k -partition P of X is:

$$\max_P \sum_{B \in P} \sum_{x_i, x_j \in B} s(x_i, x_j). \quad (1)$$

When the instances are points in a d -dimensional Euclidean space (that is, $x_i \in \mathbb{R}^d$ for $i \in [n]$), and the similarity corresponds to the (negative) squared Euclidean distance (that is, $s(x, x') = -\|x - x'\|^2$), then for $B \subset X$, $\sum_{x_i, x_j \in B} s(x_i, x_j) = 2|B| \sum_{x_i \in B} \|x_i - c(B)\|^2$, where center $c(B) \triangleq \frac{1}{|B|} \sum_{x_i \in B} x_i = \arg \min_{c \in \mathbb{R}^d} \sum_{x_i \in B} \|x_i - c\|^2$. So equation (1) reduces in this setting to

$$\min_P \sum_{B \in P} \sum_{x_i \in B} \|x_i - c(B)\|^2. \quad (2)$$

Given a set of possible centers $C = \{c_1, \dots, c_k\} \subset \mathbb{R}^d$, $|C| = k$, the partition of X minimizing the squared distances to these centers assigns $x_i \in X$ to the closest centers in C . That is, the problem reduces to the well-studied k -means clustering problem:

$$\min_{c_1, c_2, \dots, c_k \in \mathbb{R}^d} \sum_{i=1}^n \min_{j=1, \dots, k} \|x_i - c_j\|^2. \quad (3)$$

This is an extremely well-studied problem. Lloyd’s algorithm for k -means clustering (Algorithm 1), often referred to as the “ k -means clustering algorithm”, solves the discrete optimization in equation (3) (given some initial set of centers) in an iterative manner by using the conditions mentioned: it alternately (i) assigns the points to clusters for fixed centers (line 5, Algorithm 1), and (ii) updates cluster centers given cluster assignments (line 6, Algorithm 1) in each iteration (lines 4-6, Algorithm 1). Both these alternating steps minimize the k -means objective with respect to one set of optimization variables (assignments or centers) while fixing the other set (centers or assignments respectively). In the following subsection, we demonstrate the existence of a transformer that exactly implements Lloyd’s algorithm in-context.

2.2 A transformer implementation of Lloyd’s algorithm

The original encoder-decoder transformer [6] takes a sequence of tokens as input and decodes an output sequence of tokens. The main components of the transformer architecture are (i) the self-attention within the encoder and decoder, (ii) the cross-attention between the two, (iii) residual connections, (iv) per-token normalization (such as LayerNorm [18]), and (v) per-token nonlinear transformation via a single hidden-layer feed-forward network (FFN). Here we simplify the original transformer architecture to implement Lloyd’s algorithm — the primary ingredients only require residual connections, self-attention, and cross-attention. (Token-wise normalization and nonlinear transformations are necessary for specific variations of k -means clustering, which we detail later on.) Though the parameters of the transformer are typically learned from data, here we demonstrate an exact correspondence between Lloyd’s algorithm and a transformer with chosen parameters. In other words, given a set of instances and initial centers, each layer of our proposed transformer exactly performs a single iteration of Lloyd’s algorithm (lines 3-5, Algorithm 1) in its forward-pass, and T such layers exactly execute Lloyd’s algorithm for T iterations; see Figure 2.

In the k -means transformer, the set X of points x_i are processed in the encoder, while the cluster centers c_1, \dots, c_k are iteratively updated in the decoder. The cluster centers are generated after T transformer layers. While the standard transformer makes use of dot-product based attention scores (that is, $\langle Qx, Kx' \rangle$ for query vector x and key vector x' with corresponding projection matrices Q, K) [6], below we consider negative squared Euclidean distance based attention scores (that is, $-\|Qx - Kx'\|^2$) [19]. We present alternative formulations in §A.2.2. One critical step in our methodology is the use of a limiting version of the standard soft-max attention, where the soft-max temperature approaches zero (see §A.1). This is different from the arg-max or hard-max, and has been studied as the *averaging hard attention* or AHAT [20]. Here, we abbreviate soft-max attention as SMA, and limiting soft-max attention as LSMA.

Below, we explicitly demonstrate how to implement Lloyd’s algorithm with precise choice of parameters. For this, we define specific embeddings of points and cluster centers, and make use of the attention mechanism

Algorithm 1 Lloyd’s algorithm to cluster n points into k clusters

```

1 Input: Instances  $\{x_i \in \mathbb{R}^d, i \in [n]\}$ 
2 Input: Number of iterations  $T$ 
3 Input: Initial centers  $\{c_j^{(0)} \in \mathbb{R}^d, j \in [k]\}$ 
4 for  $t = 1, \dots, T$  do
5    $\forall i \in [n], a_i^{(t)} \leftarrow \arg \min_{j \in [k]} \|x_i - c_j^{(t-1)}\|^2$ 
6    $\forall j \in [k], c_j^{(t)} \leftarrow \arg \min_{c \in \mathbb{R}^d} \sum_{i: a_i^{(t)} = j} \|x_i - c\|^2$ 
7 return  $\{c_j^{(T)}, j \in [k]\}$ 

```

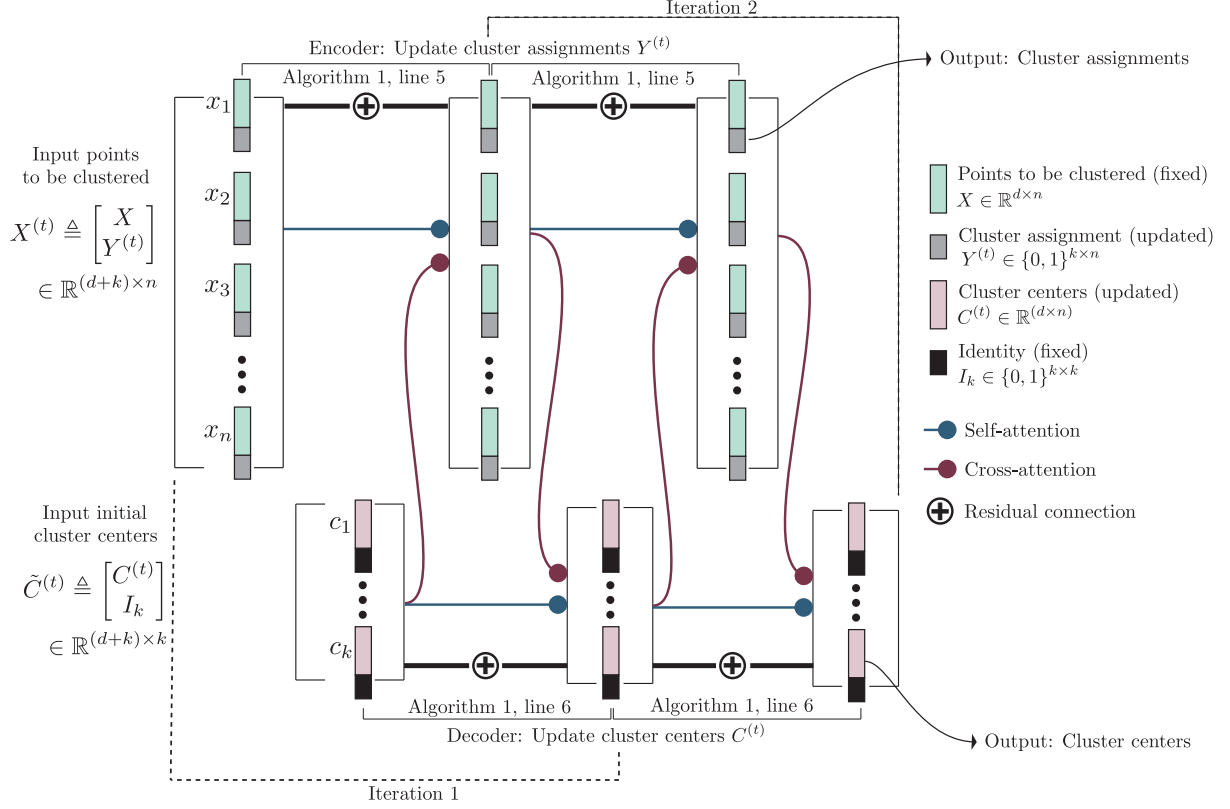


Figure 2: **The k -means transformer.** We depict the architectural diagram that uses only attention and residual connections. The more general architecture can be found in Figure 5. The inputs to the model are the set of n points in $X \in \mathbb{R}^{d \times n}$, and the initial cluster centers $C^{(0)} \in \mathbb{R}^{d \times k}$; initial cluster assignments $Y^{(0)} \in \{0, 1\}^{k \times n}$ are set to zero.

and residual connections. To this end, we present three critical components — (Box 1A) the process of embedding the input (points to be clustered and the initial cluster centers), (Box 1B) the form of the selective attention mechanism necessary for clustering, and (Box 1C) the specific encoder-decoder architecture and model parameters with self/cross-attention and residual connections.

Box 1: k -means transformer components

Box 1A: Input embeddings

We embed each point $x_i \in \mathbb{R}^d$ into a $(d+k)$ -dimensional vector $[x_i^\top, y_i^\top]^\top$ for a $y_i \in \{0, 1\}^k$, where the last k dimensions are placeholders for the eventual one-hot cluster assignment of each point. Initially, we set $y_i = 0$ for all $i \in [n]$. Arranging these n embeddings as $(d+k)$ -dimensional columns gives us the initial encoder embeddings $X^{(0)} \in \mathbb{R}^{(d+k) \times n}$, which we can also write as $\begin{bmatrix} X \\ Y^{(0)} \end{bmatrix}$, where $X \in \mathbb{R}^{d \times n}$ is the input set of points arranged as a matrix with $x_i \in X$ as the i -th column in X , and $Y^{(0)} \in \{0, 1\}^{k \times n}$ is the matrix of cluster assignments (as one-hot encodings).

We also embed the initial centers $c_j \in \mathbb{R}^d$ into a $(d+k)$ -dimensional vector $[c_j^\top, e_j^\top]^\top$, where $e_j \in \{0, 1\}^k$ is the j -th characteristic vector (a one-hot vector with the j -th entry equal to 1), and the last k dimensions denote the index of the cluster. The first d dimensions are placeholders for the (evolving) cluster centers. Stacking the per-center embeddings gives us the initial decoder embeddings $\tilde{C}^{(0)} \in \mathbb{R}^{(d+k) \times k}$, which we can write as $\tilde{C}^{(0)} \triangleq \begin{bmatrix} C^{(0)} \\ I_k \end{bmatrix}$. Thus, to denote our embedding matrices input to the $(t+1)$ -th transformer layer, we use

$$\tilde{C}^{(t)} \triangleq \begin{bmatrix} C^{(t)} \\ I_k \end{bmatrix}, \quad X^{(t)} \triangleq \begin{bmatrix} X \\ Y^{(t)} \end{bmatrix} \quad \text{where } Y^{(t)ji} = 1 \text{ if } x_i \text{ assigned to } j^{\text{th}} \text{ cluster, and 0 otherwise.} \quad (4)$$

Box 1B: Attention mechanism for clustering

The attention operation is applied with queries $X \in \mathbb{R}^{d \times n}$ to keys $Z \in \mathbb{R}^{d \times m}$, using (learnable) attention parameters $Q, K, V \in \mathbb{R}^{d \times d}$, by computing

$$\mathcal{A}_{\langle \cdot, \cdot \rangle}^\gamma(X, Z; Q, K, V) \triangleq VZ\sigma_\gamma(A) \in \mathbb{R}^{d \times n}, \quad (5)$$

where $A = (KZ)^\top(QX) \in \mathbb{R}^{m \times n}$ is the usual pre-softmax attention score matrix, and σ_γ is the softmax function applied column-wise on A , i.e., for a column vector a

$$\sigma_\gamma(a)^i \triangleq \frac{\exp(\gamma a^i)}{\sum_{j \in [m]} \exp(\gamma a^j)}. \quad (6)$$

Note that in standard transformers the (j, i) -th entry of the attention score matrix has $A^{ji} = \langle Kz_j, Qx_i \rangle$. However, for Euclidean k -means, we define the attention score as $A^{ji} = -\|Kz_j - Qx_i\|^2$, which we denote as $\mathcal{A}_2^\gamma(\dots)$. We denote standard dot product attention as $\mathcal{A}_{\langle \cdot, \cdot \rangle}^\gamma(\dots)$.

As $\gamma \rightarrow \infty$, the vector $\sigma_\gamma(a)$ becomes concentrated on the indices of the largest coordinates of a . We define $\sigma_\infty(a) \triangleq \lim_{\gamma \rightarrow \infty} \sigma_\gamma(a)$, the limiting soft-max. When $\gamma = \infty$, we omit it, and have $\mathcal{A}_{\langle \cdot, \cdot \rangle}(\dots)$ and $\mathcal{A}_2(\dots)$. Further details on selective attention for clustering can be found in §A.1.

Box 1C: Architectural connections and parameters

Consider the $(t+1)$ -th transformer layer, with $X^{(t)}$ and $\tilde{C}^{(t)}$ denoting the input to the $(t+1)$ -th encoder and decoder layer respectively (see equation (4)). To update cluster assignments and centers as in Lloyd's algorithm, that is, to obtain $X^{(t+1)}$ and $\tilde{C}^{(t+1)}$ from $X^{(t)}$ and $\tilde{C}^{(t)}$, we compute

$$\begin{aligned} X^{(t+1)} &\leftarrow X^{(t)} + \mathcal{A}_2(X^{(t)}, \tilde{C}^{(t)}, Q_1, K_1, V_1) + \mathcal{A}_2(X^{(t)}, X^{(t)}, Q_2, K_2, V_2) \\ \tilde{C}^{(t+1)} &\leftarrow \underbrace{\tilde{C}^{(t)}}_{\text{residual}} + \underbrace{\mathcal{A}_{\langle \cdot, \cdot \rangle}(\tilde{C}^{(t)}, X^{(t+1)}, Q_3, K_3, V_3)}_{\text{cross-attention}} + \underbrace{\mathcal{A}_{\langle \cdot, \cdot \rangle}(\tilde{C}^{(t)}, \tilde{C}^{(t)}, Q_4, K_4, V_4)}_{\text{self-attention}}, \end{aligned} \quad (7)$$

where the first term on the right-hand side corresponds to the residual connections, the second term corresponds to the cross-attention, and the last term corresponds to the self-attention (Figure 2). Here, the $\{(Q_\mu, K_\mu, V_\mu), \mu = 1, \dots, 4\}$ correspond to the *chosen* parameters of the transformer (i.e., the queries, keys, and values projection matrices). We assign them as follows:

$$\begin{aligned} K_1 &= Q_1 = K_2 = Q_2 = I_{d+k}^d, \text{ and } V_1 = -V_2 = I_{d+k}^{d+1}, \\ Q_3 &= K_3 = Q_4 = K_4 = I_{d+k}^{d+1}, \text{ and } V_3 = -V_4 = I_{d+k}^d. \end{aligned} \quad (8)$$

The input embeddings, attention mechanism and transformer architecture and parameters are set such that:

1. The first d dimensions of the encoder tokens $X^{(t)}$ remain unchanged, while the last k dimensions are updated after each forward pass to reflect cluster assignments (as in Algorithm 1, line 4). These cluster assignments are represented as one-hot vectors.
2. The last k dimensions of the decoder tokens $\tilde{C}^{(t)}$ stay fixed, while the first d dimensions are updated after each forward pass to reflect updates to new cluster centers (Algorithm 1, line 5).
3. The encoder cross-attention computes the update to the last k dimensions of $X^{(t)}$, while the decoder cross-attention computes the update to the first d dimensions of $\tilde{C}^{(t)}$ (see §A.1 for further details).
4. The encoder (decoder) self-attention exactly computes the additive inverse of the current last k dimensions (first d dimensions) of $X^{(t)}$ tokens ($\tilde{C}^{(t)}$ tokens), and when combined with the residual connection, sets the current cluster assignments (cluster centers) to zero. This allows the cross-attention to update the encoder (decoder) tokens as per Lloyd's algorithm.

More precisely, we prove the following:

Theorem 1. *Given as input a set of points $X = \{x_1, \dots, x_n\}$ and initial centers $C = \{c_1^{(0)}, \dots, c_k^{(0)}\}$, arranged in columns, $X \in \mathbb{R}^{d \times n}$ and $C \in \mathbb{R}^{d \times k}$, for a transformer parameterized with $\{(Q_\mu, K_\mu, V_\mu), \mu = 1, \dots, 4\}$ as specified in equation (8) utilizing the updates in equation (7), the output of the T^{th} transformer layer exactly matches the output of Lloyd's algorithm (Algorithm 1) with the same input after T iterations.*

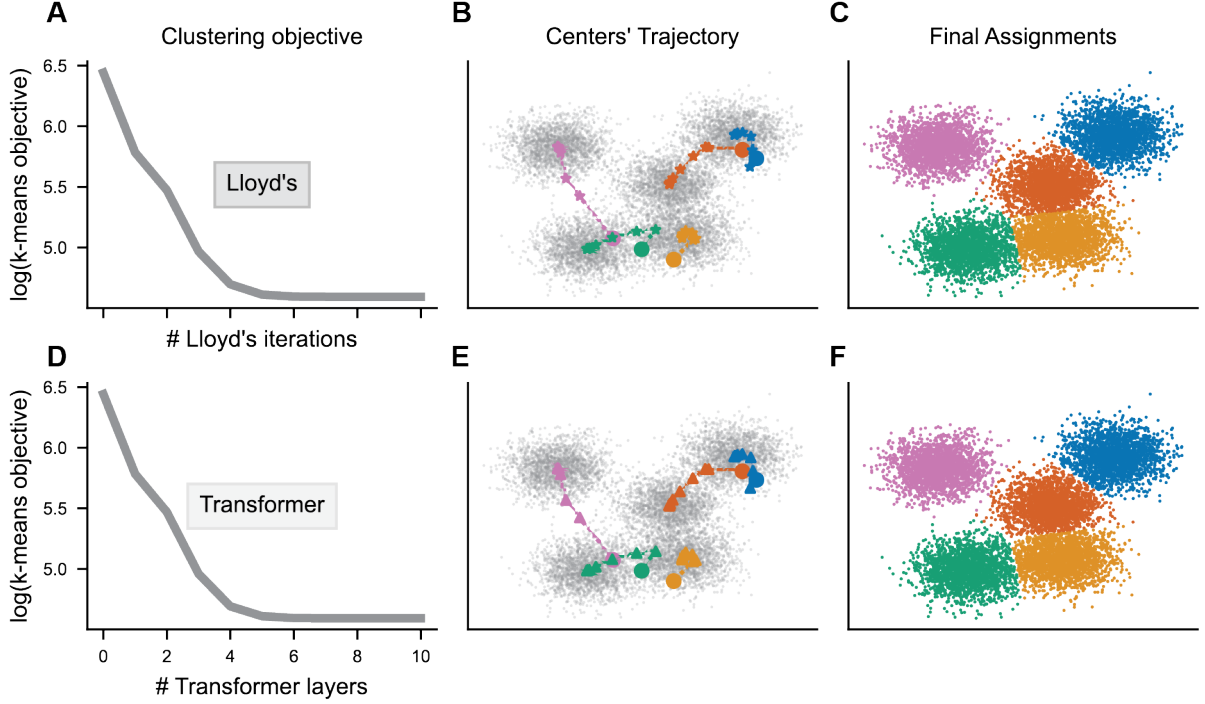


Figure 3: Numerical validation of the k -means transformer on 2D samples with 10000 points, 5 clusters, and $\gamma = 10000$. **A-C)** The objective function, evolution of cluster centers, and final assignments after 10 iterations of Lloyd’s algorithm. **D-F)** Same as **A-C)**, but after forward-pass through 10 layers of the k -means transformer. (In panels **B** and **E**, initial cluster centers are the circles \bullet while the evolving cluster centers are shown as \blacktriangle .)

The proof uses the values of $\{(Q_\mu, K_\mu, V_\mu), \mu = 1, \dots, 4\}$ specified in equation (8), and the properties of LSMA to show the equivalence between the transformer forward-pass and execution of the Lloyd’s algorithm. We provide further technical details and the proof in §A.2.1.

2.3 Numerical validation

The transformer implementation of Lloyd’s algorithm assumes a limiting SMA. Empirically, this is not possible, as the inverse temperature, i.e., γ , has to be finite. We therefore demonstrate conditions by which exact numerical correspondences can be obtained between the k -means transformer and Lloyd’s algorithms across a range of synthetic data distributions.

We first illustrate exact numerical correspondence between a PyTorch implementation using samples $x \in \mathbb{R}^2$ to aid in visualization, and $k = 5$ clusters. Specifically, for very large, yet finite $\gamma = 10^4$, we find that each layer of the k -means transformer exactly matches Lloyd’s algorithm across 10 iterations (i.e., 10 transformer layers) (Figure 3A,D). In Figure 3B,E we demonstrate that the trajectories of the cluster centers evolve identically across Lloyd’s algorithm and the k -means transformer, resulting in identical final cluster assignments in the two implementations (Figure 3C,F).

We next comprehensively assess how different the performances are (i.e., the difference in the log of k -means objective between Lloyd’s and k -means transformer). We test performances across a range of γ and data distributional properties, including the dimension d for samples $x \in \mathbb{R}^d$, the total number of samples n , the number of clusters k , and a constant scaling factor. As expected (and consistent with our theoretical results), we find that increasing γ uniformly improves performance of the k -means transformer (Figure 4). We also find that as the dimension d of samples increases, the k -means transformer behaves more closely to Lloyd’s algorithm independent of γ (Figure 4A,F,G). This is because the pairwise squared Euclidean distance between points grows with the number of dimensions (assuming the variance is the same/independent within each dimension). Thus, since the SMA is applied on the attention matrix, which is computed as the pairwise negative squared Euclidean distance between points/tokens, increasing the embedding dimension amplifies the limiting effect in the soft-max without changing γ .

We also find that as the number of points and clusters increases, divergence between Lloyd’s and k -means transformer increases (Figure 4B,C). However, this can be ameliorated by increasing γ , and/or multiplying

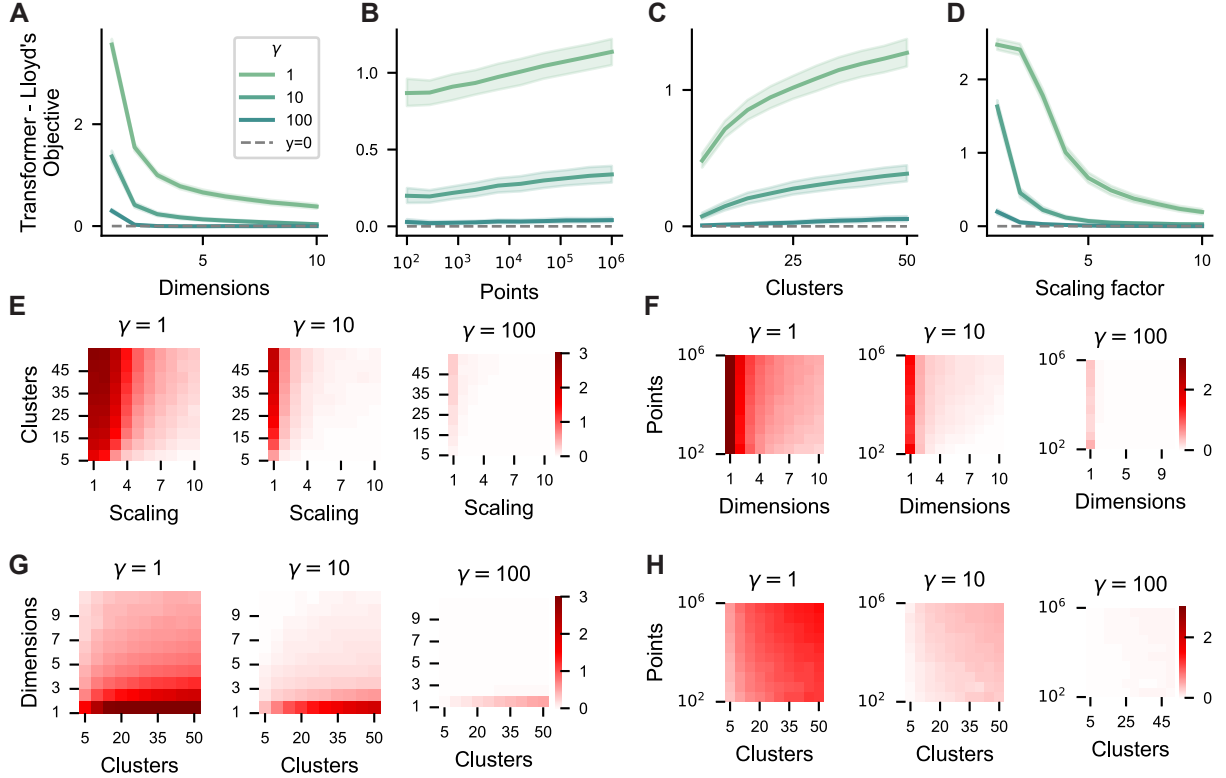


Figure 4: Comparing the performance of the k -means transformer to Lloyd’s algorithm across a range of parameter choices. Consistent with our theory, all transformer models exhibited improved correspondence to Lloyd’s algorithm as γ increases. **A)** Increasing the dimensionality of the embedding space of points improves correspondence between the transformer and Lloyd’s algorithm. Correspondence between models is computed as the difference between the log of transformer and Lloyd’s objective function after 10 iterations / layers. Increasing the number of **B)** points-to-be-clustered **C)** number of clusters degrades correspondence. **D)** Scaling the points by a multiplicative constant improves correspondence as the magnitude of the constant increases. This implies that just scaling the features of the data can improve performance without having to change parameters of the architecture. **E-H)** We show the relative changes of jointly altering parameter-pairs in a 2D matrix. Each matrix element reflects the difference of the log k -means objective between the transformer and Lloyd’s implementation. Error bars (in **A-D**) denote the difference of objective functions across all other parameter ranges, while keeping the parameter of interest fixed.

all samples $x \in X$ by a fixed positive scalar (Figure 4D,E). Multiplying by a constant (positive) factor is similar produces behavior similar to increasing the embedding dimensions of $x \in X$, since scaling all points by a factor > 1 increases the pairwise squared Euclidean distance between points, improving the sharpness of the soft-max. Thus, multiplicative scaling of points provides a straightforward (and invertible) approach to improving the performance of the k -means transformer; the k -means problem is scale invariant.

2.4 General architecture and other clustering algorithms

While we are able to provably demonstrate that our specific transformer architecture with appropriate parameterization exactly executes Lloyd’s algorithm for Euclidean k -means clustering, we also consider a more general view of our proposed architecture as an algorithmic skeleton in Figure 5. This novel view of *clustering algorithms as a transformer architecture* allows us instantiate different algorithms by modifying different components in the architecture. Table 1 shows some examples of clustering algorithms that are replicated in the transformer architecture by modifying different components in the architecture.

- (**§A.2**) **Soft Euclidean k -means clustering.** Starting with the architecture equivalent to the Lloyd’s algorithm (Figure 2, Theorem 1), if (i) we swap the LSMA (limiting soft-max attention) with a standard SMA in the encoder cross-attention update, and (ii) we change the LSMA with a linear attention in the decoder cross-attention update, then we recover the standard soft k -means clustering algorithm [27, 28] (Algorithm 2 in §A.2). Note that this is not a discrete clustering problem since

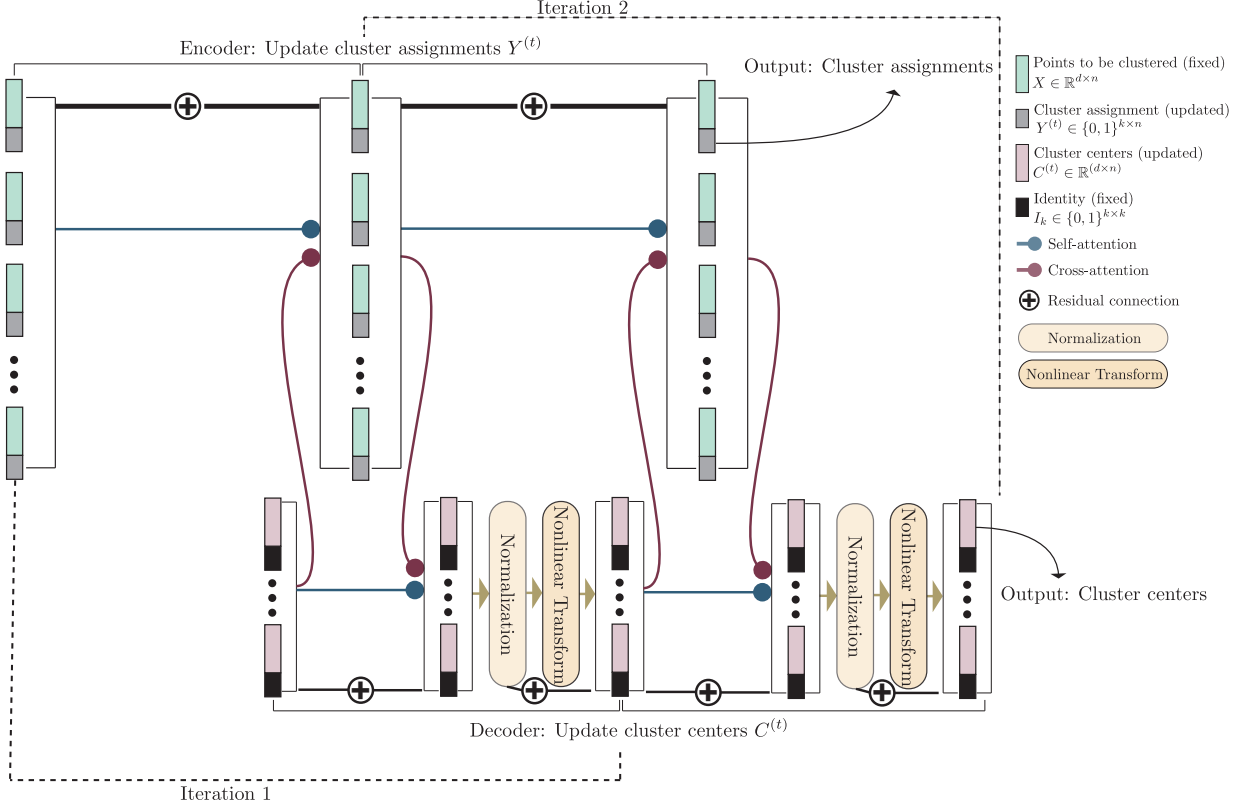


Figure 5: **The transformer architecture as an algorithmic skeleton for k -means clustering.** We generalize our k -means transformer architecture to provide increased algorithmic expressibility by incorporating normalization (e.g., LayerNorm [18] and RMSNorm [21]) and nonlinear transformations (e.g., multilayer perceptrons) — standard ingredients of the transformer architecture. As detailed in Table 1, different choices for each of these transformer components can lead to different (and novel) clustering algorithms.

each point is allowed to be partially assigned to different clusters (and the partial assignments affect the cluster center updates).

- (§A.3) **Discrete spherical k -means clustering.** Modifying the attention score from negative squared Euclidean distance to dot-product, and utilizing a normalization [18, 21] in the decoder instantiates Lloyd’s algorithm for spherical clustering (Algorithm 3 in §A.3), where the points and the centers remain on a sphere.
- (§A.4) **Trimmed Euclidean k -means clustering.** The original k -means formulation is known to be extremely sensitive to outliers due to the use of the (negative) squared Euclidean distance. However, by replacing the soft-max (a negative Shannon entropy regularized arg-max) in the decoder cross-attention update with a different regularized arg-max, we can compute new cluster centers while ignoring outliers. This is obtained by using the *norm α -negative entropy* regularization, which produces the “norm-max” attention [23], and results in the classical trimmed k -means algorithm [29] (Algorithm 4 in §A.4).
- (§A.2.2) **Euclidean k -means clustering with dot-product attention.** While the previous demonstrations make use of the negative squared Euclidean distance as the attention scores for Euclidean k -means, we show that the more common dot-product attention scores can also exactly instantiate Euclidean k -means if we use a single-hidden-layer FFN (feed-forward network) in the decoder transformer with specific activation and weights. This architecture can then be easily modified to obtain soft or trimmed Euclidean k -means with dot-product attention scores.

Beyond finding transformer configurations that execute known algorithms in-context, the general view of the transformer architecture as an algorithmic skeleton allows us to add or substitute architectural components, thereby introducing “novel” clustering algorithms. We present two such algorithms:

Table 1: Different configurations of the transformer architecture result in different clustering algorithms: We consider different configurations of (i) the encoder and decoder self-attention (Enc-SA and Dec-SA respectively), (ii) the cross-attention with encoder tokens as queries and decoder tokens as keys/values (Enc-CA), (iii) the cross-attention with decoder tokens as queries and encoder tokens as keys/values (Dec-CA), (iv) the normalization (Norm) and (v) the token-wise nonlinear transformation using a feed-forward network with a single hidden layer (NLT). Figure 5 visualizes this architectural template. SMA denotes the standard soft-max attention while LSMA denotes the limiting SMA where the soft-max temperature approaches its lower limit. LinA denotes linear attention where the attention scores do not go through a nonlinear function (such as $\exp(\cdot)$) before the normalization. GSMA denotes the Gumbel-soft-max attention where we sample a key/value token based on the attention scores [22]. NMA denotes the “norm-max” attention resulting from the norm α -negentropy regularized arg max [23, 24]; note that soft-max is Shannon negentropy regularized arg max. SSMA denotes sparse versions of the soft-max such as sparse-max [25] or top- k attention [26]. The $\langle \cdot \rangle$ and ℓ_2 denote the dot-product based (standard) and negative squared Euclidean distance based attention scores respectively. The problems and algorithms marked with * signify that we can also consider variations such as spherical clustering and use of $\langle \cdot \rangle$ attention scores instead of ℓ_2 attention scores. The ‘✓’ denotes the use of a component, while ‘-’ marks unused component.

Enc-SA	Enc-CA	Dec-SA	Dec-CA	Norm	NLT	Algorithm
ℓ_2 -LSMA	ℓ_2 -LSMA	$\langle \cdot \rangle$ -LSMA	$\langle \cdot \rangle$ -LSMA	-	-	Lloyd’s algorithm / Euclidean k -means
$\langle \cdot \rangle$ -LSMA	$\langle \cdot \rangle$ -LSMA	$\langle \cdot \rangle$ -LSMA	$\langle \cdot \rangle$ -LSMA	-	✓	Lloyd’s algorithm / Euclidean k -means
$\langle \cdot \rangle$ -LSMA	$\langle \cdot \rangle$ -LSMA	$\langle \cdot \rangle$ -LSMA	$\langle \cdot \rangle$ -LSMA	✓	-	Lloyd’s algorithm / Spherical k -means
ℓ_2 -LSMA	ℓ_2 -SMA	$\langle \cdot \rangle$ -LSMA	$\langle \cdot \rangle$ -LinA	-	-	*Soft k -means
ℓ_2 -LSMA	ℓ_2 -LSMA	$\langle \cdot \rangle$ -LSMA	ℓ_2 -NMA	-	-	*Trimmed k -means
ℓ_2 -LSMA	ℓ_2 -LSMA	$\langle \cdot \rangle$ -LSMA	ℓ_2 -SSMA	-	-	*Robust k -means
ℓ_2 -LSMA	ℓ_2 -LSMA	$\langle \cdot \rangle$ -LSMA	ℓ_2 -GSMA	-	-	*Euclidean k -medoids

- (§A.5.1) **Robust k -means clustering.** While trimmed k -means increases the robustness of the k -means algorithm by effectively ignoring the outliers based on an estimated distance threshold, we develop an alternate form of robust discrete k -means by utilizing a sparse soft-max attention [25, 26]. Using a sparse soft-max attention selects points close to the cluster centers, while weighting the contributions of the (selected) points based on their distance to the cluster centers. This dampens the contributions of cluster members that, while included in the update, are still far away from centers.
- (§A.5.2) **Randomized Euclidean k -medoids clustering.** A closely related clustering problem is that of Euclidean k -medoids, defined as:

$$\min_{c_1, \dots, c_k \in X} \sum_{i=1}^n \min_{j=1, \dots, k} \|x_i - c_j\|^2, \quad (9)$$

This differs from the k -means clustering problem in equation (3) in that it requires cluster centers c_j to be points in the set X . While this problem bears similarities to the k -means problem, it is a significantly harder problem, and cannot be solved favorably with Lloyd’s alternating algorithm; successful k -medoids algorithms include partitioning around medoids; PAM [30] and CLARANS [31]. However, in the k -means transformer, utilizing a Gumbel-softmax [22] attention in the decoder cross-attention update allows points in the set X to be chosen as cluster centers, producing a valid k -medoids clustering solution. Thus, the k -means algorithm as a transformer implementation provides a flexible framework to instantiate a variety of clustering algorithms as interpretable architectural alterations.

3 Discussion

The encoder-decoder transformer was developed to solve sequence-to-sequence tasks [6]. One such task is text summarization, where the input sequence is a (large) text chunk and the output sequence is a faithful summary of the input. We analogize the k -means problem as clustering (summarizing) a large set of points into a small set of cluster centers. This led us to the development of an encoder-decoder transformer with chosen parameters that exactly implements Lloyd’s algorithm for k -means clustering, *without any training*.

Importantly, the development of this neural implementation of k -means provides a general approach for developing alternative and novel clustering algorithms through interpretable architectural modifications.

Transformers are uniquely suited for clustering. There has been recent interest in theoretically understanding the in-context learning capabilities of transformers [32–35]. However, most prior analyses have been limited to supervised learning problems and simplifying assumptions on the transformer [32–35]. For example, one common assumption is the use of linear attention (a form of a weighted average) rather than the standard soft-max attention, which is an approximation of the selective arg-max. In contrast, our work explicitly leverages this crucial aspect (i.e., selective attention), in addition to residual connections, normalization, and nonlinear transformations, to instantiate exact *unsupervised* clustering algorithms. Specifically, we leverage the selective nature of the (limiting) soft-max attention in combination with residual connections and self-attention to exactly emulate cluster assignment and center updates, as required in Lloyd’s algorithm. Other theoretical studies investigating in-context learning primarily focus on self-attention [20]. Here we leverage both self- and cross-attention in an encoder-decoder architecture, demonstrating how their interplay can simulate alternating updates key for k -means clustering (cluster labels vs. centers). And though some other related works have previously demonstrated where input tokens can “self-cluster” in-context [36, 37], we instead specify an architecture that *exactly* reproduces the widely-used Lloyd’s algorithm for k -means clustering. Finally, we demonstrate the generality of our proposed architecture by instantiating alternative algorithms, such as soft k -means and trimmed k -means, via architectural modifications, highlighting how the ingredients of transformers are uniquely suitable for clustering. An interesting implication from our analytic results is that, for any clustering algorithm that we instantiate as a transformer, there are infinitely many available configurations of its parameters (particularly the Q, K, V weight matrices). This implies the existence of infinitely many variations of the transformer that are capable of instantiating the same algorithm; see Remark 1 in §A.2.

Neural computation for discrete algorithms. Our work provides a neural implementation to understanding clustering algorithms, providing a broader framework for understanding how discrete algorithms can be implemented through neural computation. This is in line with several recent studies aimed at understanding transformers through traditional imperative programming languages (e.g., RASP [38] or ALTA [39]). These studies have designed higher-level programming abstractions that allow imperative programs to be compiled into transformer weights and mechanisms, providing opportunities to study how transformer mechanisms map onto programming abstractions. However, due to the limitations of the current programming abstractions employed, the range of programs these “transformer languages” can express are limited to the intermediate abstractions employed in these languages. In our study, we take a complementary approach. Rather than building intermediate programming abstractions, we directly map architectural components to algorithmic steps. Though this approach provides increased flexibility (e.g., over RASP), such an approach is harder to generalize across a variety of algorithms, as it requires detailed knowledge of transformers. Nevertheless, both of these approaches provide mechanistic insight into exactly how precise algorithms can be implemented through neural computations, providing the opportunity to easily leverage AI accelerator hardware for a variety of discrete algorithms.

Conclusion. In this study, we introduce a handcrafted neural implementation of a widely-studied clustering algorithm: Lloyd’s algorithm for k -means clustering. Through rigorous proofs and numerical simulations, we demonstrate the robustness of this implementation, while demonstrating how interpretable architectural alterations lead to unique algorithmic implementations, some of which are novel. This provides a neural framework to studying clustering algorithms, paving a path to designing novel clustering algorithms using the tools of neural networks. However, as mentioned earlier, generalizing this framework across different classes of algorithm is nontrivial. Furthermore, though our work shows the existence of precise clustering algorithms in the transformer architecture, we leave the question of their learnability to future work, given the vastness of the space of learning environments and the likely dependence of learnability on experimental variables such as training data and inductive biases.

References

- [1] Stuart Lloyd. Least squares quantization in PCM. *IEEE transactions on information theory*, 28(2): 129–137, 1982.
- [2] James MacQueen. Some methods for classification and analysis of multivariate observations. In

Proceedings of the Fifth Berkeley Symposium on Mathematical Statistics and Probability, Volume 1: Statistics, volume 5, pages 281–298. University of California press, 1967.

- [3] John A Hartigan. *Clustering Algorithms*. Wiley series in probability and mathematical statistics, 1975.
- [4] Charu C Aggarwal and Chandan K Reddy. *Data Clustering: Algorithms and Applications*. Chapman & Hall/CRC, 2013.
- [5] Sanjoy Dasgupta. The hardness of k-means clustering. *UCSD Technical Report*, 2008. URL <https://cseweb.ucsd.edu/~dasgupta/papers/kmeans.pdf>.
- [6] Ashish Vaswani, Noam Shazeer, Niki Parmar, Jakob Uszkoreit, Llion Jones, Aidan N Gomez, Łukasz Kaiser, and Illia Polosukhin. Attention is all you need. *Advances in neural information processing systems*, 30, 2017.
- [7] Benjamin Hoover, Yuchen Liang, Bao Pham, Rameswar Panda, Hendrik Strobelt, Duen Horng Chau, Mohammed Zaki, and Dmitry Krotov. Energy transformer. *Advances in neural information processing systems*, 36:27532–27559, 2023.
- [8] Dmitry Krotov and John J Hopfield. Dense associative memory for pattern recognition. *Advances in neural information processing systems*, 29, 2016.
- [9] Li Yuan, Yunpeng Chen, Tao Wang, Weihao Yu, Yujun Shi, Zi-Hang Jiang, Francis EH Tay, Jiashi Feng, and Shuicheng Yan. Tokens-to-token vit: Training vision transformers from scratch on imagenet. In *Proceedings of the IEEE/CVF international conference on computer vision*, pages 558–567, 2021.
- [10] Judith E Dayhoff and James M DeLeo. Artificial neural networks: opening the black box. *Cancer: Interdisciplinary International Journal of the American Cancer Society*, 91(S8):1615–1635, 2001.
- [11] Ravid Shwartz-Ziv and Naftali Tishby. Opening the black box of deep neural networks via information. *arXiv preprint arXiv:1703.00810*, 2017.
- [12] Lee Sharkey, Bilal Chughtai, Joshua Batson, Jack Lindsey, Jeff Wu, Lucius Bushnaq, Nicholas Goldowsky-Dill, Stefan Heimersheim, Alejandro Ortega, Joseph Bloom, Stella Biderman, Adria Garriga-Alonso, Arthur Conmy, Neel Nanda, Jessica Rumbelow, Martin Wattenberg, Nandi Schoots, Joseph Miller, Eric J. Michaud, Stephen Casper, Max Tegmark, William Saunders, David Bau, Eric Todd, Atticus Geiger, Mor Geva, Jesse Hoogland, Daniel Murfet, and Tom McGrath. Open Problems in Mechanistic Interpretability, January 2025. URL <http://arxiv.org/abs/2501.16496>. arXiv:2501.16496 [cs].
- [13] Trenton Bricken, Adly Templeton, Joshua Batson, Brian Chen, Adam Jermyn, Tom Conerly, Nick Turner, Cem Anil, Carson Denison, Amanda Askell, Robert Lasenby, Yifan Wu, Shauna Kravec, Nicholas Schiefer, Tim Maxwell, Nicholas Joseph, Zac Hatfield-Dodds, Alex Tamkin, Karina Nguyen, Brayden McLean, Josiah E Burke, Tristan Hume, Shan Carter, Tom Henighan, and Christopher Olah. Towards monosemanticity: Decomposing language models with dictionary learning. *Transformer Circuits Thread*, 2023. URL <https://transformer-circuits.pub/2023/monosemantic-features/index.html>.
- [14] Nelson Elhage, Tristan Hume, Catherine Olsson, Nicholas Schiefer, Tom Henighan, Shauna Kravec, Zac Hatfield-Dodds, Robert Lasenby, Dawn Drain, Carol Chen, Roger Grosse, Sam McCandlish, Jared Kaplan, Dario Amodei, Martin Wattenberg, and Christopher Olah. Toy models of superposition. *Transformer Circuits Thread*, 2022. URL https://transformer-circuits.pub/2022/toy_model/index.html.
- [15] Kevin Meng, David Bau, Alex Andonian, and Yonatan Belinkov. Locating and editing factual associations in GPT. *Advances in neural information processing systems*, 35:17359–17372, 2022.
- [16] Kenneth Li, Aspen K Hopkins, David Bau, Fernanda Viégas, Hanspeter Pfister, and Martin Wattenberg. Emergent world representations: Exploring a sequence model trained on a synthetic task. In *The Eleventh International Conference on Learning Representations*, 2023. URL https://openreview.net/forum?id=DeG07_TcZvT.
- [17] Catherine Olsson, Nelson Elhage, Neel Nanda, Nicholas Joseph, Nova DasSarma, Tom Henighan, Ben Mann, Amanda Askell, Yuntao Bai, Anna Chen, Tom Conerly, Dawn Drain, Deep Ganguli, Zac Hatfield-Dodds, Danny Hernandez, Scott Johnston, Andy Jones, Jackson Kernion, Liane Lovitt,

- Kamal Ndousse, Dario Amodei, Tom Brown, Jack Clark, Jared Kaplan, Sam McCandlish, and Chris Olah. In-context learning and induction heads. *Transformer Circuits Thread*, 2022. URL <https://transformer-circuits.pub/2022/in-context-learning-and-induction-heads/index.html>.
- [18] Jimmy Lei Ba, Jamie Ryan Kiros, and Geoffrey E Hinton. Layer normalization. *arXiv preprint arXiv:1607.06450*, 2016. URL <https://arxiv.org/pdf/1607.06450>.
- [19] Yao-Hung Hubert Tsai, Shaojie Bai, Makoto Yamada, Louis-Philippe Morency, and Ruslan Salakhutdinov. Transformer dissection: An unified understanding for transformer’s attention via the lens of kernel. In *Proceedings of the 2019 Conference on Empirical Methods in Natural Language Processing and the 9th International Joint Conference on Natural Language Processing (EMNLP-IJCNLP)*, pages 4344–4353. Association for Computational Linguistics, 2019. doi: 10.18653/v1/D19-1443. URL <https://aclanthology.org/D19-1443/>.
- [20] Lena Strobl, William Merrill, Gail Weiss, David Chiang, and Dana Angluin. What formal languages can transformers express? a survey. *Transactions of the Association for Computational Linguistics*, 12: 543–561, 2024. URL https://direct.mit.edu/tac/article/doi/10.1162/tac1_a_00663/120983.
- [21] Biao Zhang and Rico Sennrich. Root mean square layer normalization. *Advances in Neural Information Processing Systems*, 32, 2019. URL <https://proceedings.neurips.cc/paper/2019/file/1e8a19426224ca89e83cef47f1e7f53b-Paper.pdf>.
- [22] Eric Jang, Shixiang Gu, and Ben Poole. Categorical reparameterization with gumbel-softmax. In *International Conference on Learning Representations*, 2017. URL <https://openreview.net/forum?id=rkE3y85ee>.
- [23] Mathieu Blondel, André FT Martins, and Vlad Niculae. Learning with Fenchel-Young losses. *Journal of Machine Learning Research*, 21(35):1–69, 2020. URL <https://www.jmlr.org/papers/volume21/19-021/19-021.pdf>.
- [24] Saul José Rodrigues dos Santos, Vlad Niculae, Daniel C McNamee, and Andre Martins. Sparse and structured hopfield networks. In *Forty-first International Conference on Machine Learning*, 2024. URL <https://openreview.net/forum?id=OdPlFWExX1>.
- [25] Andre Martins and Ramon Astudillo. From softmax to sparsemax: A sparse model of attention and multi-label classification. In *International conference on machine learning*, pages 1614–1623. PMLR, 2016. URL <https://proceedings.mlr.press/v48/martins16.pdf>.
- [26] Ankit Gupta, Guy Dar, Shaya Goodman, David Ciprut, and Jonathan Berant. Memory-efficient transformers via top- k attention. In *Proceedings of the Second Workshop on Simple and Efficient Natural Language Processing*, pages 39–52. Association for Computational Linguistics, November 2021. doi: 10.18653/v1/2021.sustainlp-1.5. URL <https://aclanthology.org/2021.sustainlp-1.5/>.
- [27] J. C. Dunn. A fuzzy relative of the isodata process and its use in detecting compact well-separated clusters. *Journal of Cybernetics*, 3:32–57, 1974.
- [28] James C Bezdek. *Pattern recognition with fuzzy objective function algorithms*. Springer Science & Business Media, 2013.
- [29] Juan Antonio Cuesta-Albertos, Alfonso Gordaliza, and Carlos Matrán. Trimmed k -means: an attempt to robustify quantizers. *The Annals of Statistics*, 25(2):553–576, 1997. URL <http://dx.doi.org/10.1214/aos/1031833664>.
- [30] Leonard Kaufman. Partitioning around medoids (program pam). *Finding groups in data*, 344:68–125, 1990.
- [31] Raymond T. Ng and Jiawei Han. CLARANS: A method for clustering objects for spatial data mining. *IEEE transactions on knowledge and data engineering*, 14(5):1003–1016, 2002.
- [32] Johannes Von Oswald, Eyvind Niklasson, Ettore Randazzo, João Sacramento, Alexander Mordvintsev, Andrey Zhmoginov, and Max Vladymyrov. Transformers learn in-context by gradient descent. In *International Conference on Machine Learning*, pages 35151–35174. PMLR, 2023. URL <https://proceedings.mlr.press/v202/von-oswald23a/von-oswald23a.pdf>.

- [33] Kwangjun Ahn, Xiang Cheng, Hadi Daneshmand, and Suvrit Sra. Transformers learn to implement preconditioned gradient descent for in-context learning. In *Thirty-seventh Conference on Neural Information Processing Systems*, 2023. URL <https://openreview.net/forum?id=LziniAXEI9>.
- [34] Yu Huang, Yuan Cheng, and Yingbin Liang. In-context convergence of transformers. *arXiv preprint arXiv:2310.05249*, 2023. URL <https://arxiv.org/pdf/2310.05249.pdf>.
- [35] Ruiqi Zhang, Spencer Frei, and Peter L Bartlett. Trained transformers learn linear models in-context. *arXiv preprint arXiv:2306.09927*, 2023. URL <https://arxiv.org/pdf/2306.09927.pdf>.
- [36] Borjan Geshkovski, Cyril Letrouit, Yury Polyanskiy, and Philippe Rigollet. The emergence of clusters in self-attention dynamics. *arXiv preprint arXiv:2305.05465*, 2023. URL <https://arxiv.org/pdf/2305.05465.pdf>.
- [37] Borjan Geshkovski, Cyril Letrouit, Yury Polyanskiy, and Philippe Rigollet. A mathematical perspective on transformers. *arXiv preprint arXiv:2312.10794*, 2023. URL <https://arxiv.org/pdf/2312.10794.pdf>.
- [38] Gail Weiss, Yoav Goldberg, and Eran Yahav. Thinking like transformers. In *International Conference on Machine Learning*, pages 11080–11090. PMLR, 2021.
- [39] Peter Shaw, James Cohan, Jacob Eisenstein, Kenton Lee, Jonathan Berant, and Kristina Toutanova. ALTA: Compiler-Based Analysis of Transformers. *Transactions on Machine Learning Research*, November 2024. ISSN 2835-8856. URL <https://openreview.net/forum?id=h751w19xiR>.
- [40] Mo Tiwari, Martin J Zhang, James Mayclin, Sebastian Thrun, Chris Piech, and Ilan Shomorony. BanditPAM: Almost linear time k-medoids clustering via multi-armed bandits. *Advances in Neural Information Processing Systems*, 33:10211–10222, 2020. URL <https://proceedings.neurips.cc/paper/2020/hash/73b817090081cef1bca77232f4532c5d-Abstract.html>.

A Methods

In this section, we will cover the theoretical results that establish the equivalence between the clustering algorithms (such as Lloyd’s) and in-context behavior of our proposed transformer architecture. We will begin by first demonstrating how the selective attention mechanism is especially well-suited for clustering. Then, we will show how the different elements of the transformer, namely, self-attention and residual connections, are utilized to perform the exact steps present in the clustering algorithms.

A.1 Selective attention for clustering

As discussed above, a key component of attention, and so of transformer processing, is the *soft-max* operation, denoted σ_γ , which for inverse-temperature $\gamma > 0$ and $a \in \mathbb{R}^m$ has entries

$$\sigma_\gamma(a)^i \triangleq \frac{\exp(\gamma a^i)}{\sum_{j \in [m]} \exp(\gamma a^j)}, \quad (10)$$

where a^i denotes the i -th index in the vector a . We can write equation (10) as $\sigma_\gamma(a) = \exp(\gamma a)(\mathbf{1}_m^\top \exp(\gamma a))^{-1}$, where vector $\exp(\gamma a)$ is entrywise, having $\exp(\gamma a)^i = \exp(\gamma a^i)$, so that $\mathbf{1}_m^\top \exp(\gamma a)$ is the denominator in equation (10). If $A \in \mathbb{R}^{m \times n}$, then applying the soft-max operation to each column of A can thus be expressed as $\sigma_\gamma(A) = \exp(\gamma A) \text{diag}(\mathbf{1}_m^\top \exp(\gamma A))^{-1}$, where $\exp(\gamma A)$ is entrywise, and the diag operator fills the nonzero entries of an $n \times n$ diagonal matrix with the entries of an n -dimensional vector. Given a vector $z \in \mathbb{R}^m$, $z^\top \sigma_\gamma(a)$ is the real number that is a linear combination of the entries of z , using the weights of $\sigma_\gamma(a)$. Similarly, for $Z \in \mathbb{R}^{d \times m}$ and matrix $A \in \mathbb{R}^{m \times n}$, each column of $Z \sigma_\gamma(A) \in \mathbb{R}^{d \times n}$ is a linear combination of columns of Z , using the weights of a column of A .

The attention operation is said to be applied from $X \in \mathbb{R}^{d \times n}$ to $Z \in \mathbb{R}^{d \times m}$, using (learnable) attention parameters $Q, K, V \in \mathbb{R}^{d \times d}$, by computing¹

$$\mathcal{A}_{\langle \cdot \rangle}^\gamma(X, Z; Q, K, V) \triangleq V Z \sigma_\gamma(A) \in \mathbb{R}^{d \times n}, \quad (11)$$

where $A = (KZ)^\top(QX) \in \mathbb{R}^{m \times n}$ is the pre-soft-max attention score matrix. For vector x , let $\sigma_{\text{lin}}(x)^i \triangleq x^i / \sum_i x^i$. Then *linear attention* is $\mathcal{A}_{\langle \cdot \rangle}^{\text{lin}}(X, Z; Q, K, V) \triangleq V Z \sigma_{\text{lin}}(A)$, where A is as above, and σ_{lin} is applied columnwise. Note that here the (j, i) -th entry of the attention score matrix has $A^{ji} = \langle Kz_j, Qx_i \rangle$, (the $\langle \cdot \rangle$ -attention in Table 1). However, one can also define the attention score as $A^{ji} = -\|Kz_j - Qx_i\|^2$ (the ℓ_2 -attention in Table 1) [19], and this version will be denoted as $\mathcal{A}_2^\gamma(\dots)$. This is more formally expressed as follows.

Definition 1. For matrices $X \in \mathbb{R}^{d \times n}$ with columns x_i , and $C \in \mathbb{R}^{d \times k}$ with columns c_j , define the matrix $\text{DP}(C, X) \in \mathbb{R}^{k \times n}$ with $\text{DP}(C, X)^{ji} = -\|c_j - x_i\|^2$.

With these definitions,

$$\mathcal{A}_2^\gamma(X, Z; Q, K, V) \triangleq V Z \sigma_\gamma(\text{DP}(KZ, QX)) \in \mathbb{R}^{d \times n}. \quad (12)$$

When σ_{lin} is used instead of σ_γ , the result is $\mathcal{A}_2^{\text{lin}}(X, Z; Q, K, V)$.

Note that for integer $m \geq 0$, with $0_{p \times q}$ denoting the $(p \times q)$ zero matrix,

$$\text{DP} \left(\begin{bmatrix} C \\ 0_{m \times k} \end{bmatrix}, \begin{bmatrix} X \\ 0_{m \times n} \end{bmatrix} \right) = \text{DP}(C, X) \quad (13)$$

When $\gamma = \infty$ (discussed below), we omit it, and have $\mathcal{A}_{\langle \cdot \rangle}(\dots)$ and $\mathcal{A}_2(\dots)$. Note that, there is no γ in linear attention as it has no effect on linear attention (the γ values get canceled out in the numerator and denominator of σ_{lin}).

As $\gamma \rightarrow \infty$, the vector $\sigma_\gamma(a)$ becomes concentrated on the indices of the largest coordinates of a . We can define $\sigma_\infty(a) = \lim_{\gamma \rightarrow \infty} \sigma_\gamma(a)$, the limiting soft-max. If M is the set of indices at which a is maximum, then in general $\sigma_\infty(a)^i = \frac{1}{|M|}$ if $i \in M$, and is zero otherwise. For example, the vector $[1, 0, 1, -2]$ has $M = \{1, 3\}$, so $|M| = 2$ and $\sigma_\infty([1, 0, 1, -2]) = [1/2, 0, 1/2, 0]$. Since the attention is split evenly across the maxima, σ_∞ has been called AHAT or *averaging hard attention* in the literature [20]. If $|M| = 1$, that is, a has a unique maximum coordinate, then $\sigma_\infty(a)$ is a one-hot encoding, with a single nonzero entry $\frac{1}{|M|} = 1$ at the index in M , and is zero otherwise. As an example, $\sigma_\infty([1.4, 1.5, -10]) = [0, 1, 0]$.

¹In general, the $Q, K \in \mathbb{R}^{d' \times d}$ for some $d' \neq d$ for increased expressivity, but we will only require $d' = d$, and hence forego this additional notation.

To see the use of the unique ($|M| = 1$) case in the context of clustering, let the n points to be clustered $\{x_1, \dots, x_n\}$ serve as the query tokens, arranged into $X \in \mathbb{R}^{d \times n}$, the current k centers $\{c_1, \dots, c_k\}$ as the key tokens, arranged as $C \in \mathbb{R}^{d \times k}$, and we use the ℓ_2 -attention score $A = \text{DP}(C, X)$. That is, the attention score matrix $A = \text{DP}(C, X) \in \mathbb{R}^{k \times n}$ has $A^{ji} = -\|c_j - x_i\|^2$. Then $\sigma_\infty(A)$, which applies soft-max to each column of A , will give us the per-point cluster assignment, with the i -th column of $\sigma_\infty(A)$ denoting the cluster assigned to point i . (It follows also that $C\sigma_\infty(A) \in \mathbb{R}^{d \times n}$ has column i equal to the center closest to x_i .)

Consider the following example where we have $n = 9$ points (queries) and $k = 3$ cluster centers (keys), resulting in a 3×9 attention score matrix (with negative squared Euclidean distance based scores):

$$A = \begin{bmatrix} -0.1 & -0.2 & -0.7 & -0.2 & -0.8 & -0.3 & -0.8 & -0.2 & -0.1 \\ -0.5 & -0.1 & -0.1 & -0.4 & -0.7 & -0.2 & -0.9 & -0.3 & -0.2 \\ -0.7 & -0.3 & -0.2 & -0.6 & -0.1 & -0.3 & -0.1 & -0.7 & -0.7 \end{bmatrix}. \quad (14)$$

Considering the cluster assignment step in Algorithm 1 (line 4), points $\{1, 4, 8, 9\}$ should be assigned to cluster 1, points $\{2, 3, 6\}$ to cluster 2, and points $\{5, 7\}$ to cluster 3. Applying the columnwise limiting soft-max to this attention matrix results in the following:

$$\sigma_\infty(A) = \begin{bmatrix} 1 & 0 & 0 & 1 & 0 & 0 & 0 & 1 & 1 \\ 0 & 1 & 1 & 0 & 0 & 1 & 0 & 0 & 0 \\ 0 & 0 & 0 & 0 & 1 & 0 & 1 & 0 & 0 \end{bmatrix}, \quad (15)$$

with each column corresponding to a cluster index in one-hot encoded form: columns $\{1, 4, 8, 9\}$ are $[1, 0, 0]$ (or cluster 1), columns $\{2, 3, 6\}$ are $[0, 1, 0]$ (cluster 2), and columns $\{5, 7\}$ are $[0, 0, 1]$ (cluster 3).

The non-unique case ($|M| > 1$) of the limiting soft-max is also useful for clustering. Consider the k centers as the queries, and the n points as the keys, and an attention score matrix $B \in \mathbb{R}^{n \times k}$ where $B_{ij} = 1$ if point i is assigned to cluster j , or 0 otherwise. Note that, this attention score matrix happens to be exactly the transpose of the cluster assignment matrix obtained in equation (15) — that is, $B = \sigma_\infty(A)^\top$. Applying columnwise limiting soft-max $\sigma_\infty(B)$ to this attention score matrix B results in each column being inversely scaled by the number of nonzeros in that column (which is equal to the number of points assigned to the corresponding cluster). Continuing with the example in equation (15), we will have:

$$B = \sigma_\infty(A)^\top = \begin{bmatrix} 1 & 0 & 0 \\ 0 & 1 & 0 \\ 0 & 1 & 0 \\ 1 & 0 & 0 \\ 0 & 0 & 1 \\ 0 & 1 & 0 \\ 0 & 0 & 1 \\ 1 & 0 & 0 \\ 1 & 0 & 0 \end{bmatrix} \quad \text{with} \quad \sigma_\infty(B) = \begin{bmatrix} 1/4 & 0 & 0 \\ 0 & 1/3 & 0 \\ 0 & 1/3 & 0 \\ 1/4 & 0 & 0 \\ 0 & 0 & 1/2 \\ 0 & 1/3 & 0 \\ 0 & 0 & 1/2 \\ 1/4 & 0 & 0 \\ 1/4 & 0 & 0 \end{bmatrix}. \quad (16)$$

The product of the matrix X and the limiting soft-max attention matrix $\sigma_\infty(B)$ results in exactly the new cluster centers computed in the Lloyd's algorithm for Euclidean k -means (Algorithm 1, line 5). This can be demonstrated in the above example as follows:

$$\begin{aligned} X \cdot \sigma_\infty(B) &= [x_1, x_2, x_3, x_4, x_5, x_6, x_7, x_8, x_9] \begin{bmatrix} 1/4 & 0 & 0 \\ 0 & 1/3 & 0 \\ 0 & 1/3 & 0 \\ 1/4 & 0 & 0 \\ 0 & 0 & 1/2 \\ 0 & 1/3 & 0 \\ 0 & 0 & 1/2 \\ 1/4 & 0 & 0 \\ 1/4 & 0 & 0 \end{bmatrix} \\ &= \left[\frac{(x_1 + x_4 + x_8 + x_9)}{4}, \frac{(x_2 + x_3 + x_6)}{3}, \frac{(x_5 + x_7)}{2} \right], \end{aligned} \quad (17)$$

which are exactly the cluster centers computed in Lloyd's. Thus, equation (15) and equation (17) demonstrate that the attention mechanism is uniquely suited for clustering, with the attention mechanism directly computing the necessary quantities in the Lloyd's algorithm.

Making a general claim as in the examples above, we have the following lemma, after a definition

Algorithm 2 Soft k -means clustering

```
1 Input: Instances  $\{x_i \in \mathbb{R}^d, i \in [n]\}$ 
2 Input: Initial centers  $\{c_j^{(0)} \in \mathbb{R}^d, j \in [k]\}$ 
3 Input: Inverse temperature  $\gamma > 0$ 
4 for  $t = 1, \dots, T$  do
    // Partially assign points to clusters
5    $\forall i \in [n], j \in [k], w_{ij}^{(t)} \leftarrow \frac{\exp(-\gamma \|x_i - c_j^{(t-1)}\|^2)}{\sum_{j'=1}^k \exp(-\gamma \|x_i - c_{j'}^{(t-1)}\|^2)}$ 
    // Update centers with partial assignments
6    $\forall j \in [k], c_j^{(t)} \leftarrow \arg \min_{c \in \mathbb{R}^d} \sum_{i=1}^n w_{ij}^{(t)} \|x_i - c\|^2$ 
7 return  $\{c_j^{(T)}, j \in [k]\}$ 
```

Definition 2. For $C \in \mathbb{R}^{d \times k}, X \in \mathbb{R}^{d \times n}$, define the matrix $Y^\gamma(C, X) \triangleq \sigma_\gamma(\text{DP}(C, X)) \in \mathbb{R}^{k \times n}$. When $\gamma = \infty$, we can omit it.

Lemma 1. For $X \in \mathbb{R}^{d \times n}$ and $C \in \mathbb{R}^{d \times k}$, $A = \text{DP}(C, X)$ has $\sigma_\infty(A) = Y(C, X)$. Also for $B = \sigma_\infty(A)^\top$, $\sigma_\infty(B)_{ij} = 1/m_j$ when x_i has c_j closest and there are m_j such x_i , and $\sigma_\infty(B)_{ij}$ is zero otherwise. Finally, if C denotes the centers at one iteration of Lloyd’s algorithm, then

$$X\sigma_\infty(B) = X\sigma_\infty(Y(C, A)^\top) = X\sigma_\infty(\sigma_\infty(\text{DP}(C, X))^\top)$$

denotes the centers at the next iteration.

Proof. Omitted. □

We note that for $x \in \{0, 1\}^d$, $\sigma_\infty(x) = \sigma_{\text{lin}}(x)$, and if also $\|x\| = 1$ (x is a natural basis vector), then $\sigma_\infty(x) = x$. Thus for example $\sigma_\infty(Y(C, A)^\top) = \sigma_{\text{lin}}(Y(C, A)^\top)$, and $\sigma_\infty(I_d) = \sigma_{\text{lin}}(I_d) = I_d$.

A.2 In-context Lloyd’s for Euclidean clustering

Here we will establish transformer configurations that lead to the in-context execution of Lloyd’s algorithm (Algorithm 1). We will present the theoretical result in a general form which will also allow us to show a similar result for the soft k -means clustering algorithm [27, 28] shown in Algorithm 2. Note that soft k -means clustering allows points to be partially assigned to multiple clusters (line 5, Algorithm 2). Given these partial assignments, the centers are updated making use of all the instances (as opposed to only instances assigned to the cluster as in discrete k -means). The partial assignment weights are used to compute the new cluster centers (line 6, Algorithm 2).

A.2.1 Transformers with Euclidean attention

While we demonstrate above how the (limiting) soft-max attention between points and cluster centers can be used to implement Lloyd’s algorithm, we have not shown how to repeatedly perform the cluster assignment and centers update steps in-context in a transformer architecture. For this, we use specific embeddings of the points and centers, and make use of the self-attention and residual connections in a transformer.

Embedding the input. We embed each point $x_i \in \mathbb{R}^d$ into a $(d + k)$ -dimensional vector $[x_i^\top, y_i^\top]^\top$, where the last k dimensions are placeholders for the (evolving) cluster assignment of this point. Initially, we can set $y_i = 0_k$ for all $i = 1, \dots, n$. Arranging these n embeddings as $(d + k)$ -dimensional columns gives us the initial encoder embeddings $X^{(0)} \in \mathbb{R}^{(d+k) \times n}$, which we can also write as $\begin{bmatrix} X \\ Y^{(0)} \end{bmatrix}$, where $X \in \mathbb{R}^{d \times n}$ is the input, and $Y^{(0)} \in \mathbb{R}^{k \times n}$ is the matrix of cluster assignments.

We also embed the initial centers $c_j \in \mathbb{R}^d$ into a $(d + k)$ -dimensional vector $[c_j^\top, e_j^\top]^\top$, where e_j is the j -th characteristic vector (a one-hot vector with the j -th entry equal to 1), and the last k dimensions denote the index of the cluster, while the first d dimensions are the placeholders for the (evolving) cluster centers. Stacking the per-center embeddings gives us the initial decoder embeddings $\tilde{C}^{(0)} \in \mathbb{R}^{(d+k) \times n}$, which we can also write as $\tilde{C}^{(0)} \triangleq \begin{bmatrix} C^{(0)} \\ I_k \end{bmatrix}$.

In short, we use matrices

$$\begin{aligned} X^{(t)} &\triangleq \begin{bmatrix} X \\ Y^{(t)} \end{bmatrix} \\ Y^{(t)} &= Y(C^{(t-1)}, X) \text{ has } Y_{ji}^{(t)} = 1 \text{ if } x_i \text{ assigned to } c_j, \text{ and } 0 \text{ otherwise} \\ \tilde{C}^{(t)} &\triangleq \begin{bmatrix} C^{(t)} \\ I_k \end{bmatrix} \end{aligned} \quad (18)$$

Updates in-context. Consider the $(t+1)$ -th transformer layer, with $X^{(t)}$ and $C^{(t)}$ denoting the input to the $(t+1)$ -th encoder and decoder layer respectively. Then we define the attention based updates as follows:

$$\begin{aligned} X^{(t+1)} &\leftarrow X^{(t)} + \mathcal{A}_2(X^{(t)}, \tilde{C}^{(t)}, Q_1, K_1, V_1) + \mathcal{A}_2(X^{(t)}, X^{(t)}, Q_2, K_2, V_2) \\ \tilde{C}^{(t+1)} &\leftarrow \underbrace{\tilde{C}^{(t)}}_{\text{residual}} + \underbrace{\mathcal{A}_{\langle \cdot, \cdot \rangle}(\tilde{C}^{(t)}, X^{(t+1)}, Q_3, K_3, V_3)}_{\text{cross-attention}} + \underbrace{\mathcal{A}_{\langle \cdot, \cdot \rangle}(\tilde{C}^{(t)}, C^{(t)}, Q_4, K_4, V_4)}_{\text{self-attention}}, \end{aligned} \quad (19)$$

where, recalling Figure 2, in both the encoder and decoder updates, the first term on the right-hand-side corresponds to the residual connections, the second term corresponds to the cross-attention, and the last term corresponds to the self-attention. Here, the $\{(Q_\mu, K_\mu, V_\mu), \mu = 1, \dots, 4\}$ correspond to the parameters of the transformer. As we discussed above, the cross-attention computes the updated per-point cluster assignments and cluster centers. We can set the transformer parameters appropriately so that:

1. The first d dimensions of the encoder tokens $X^{(t)}$ do not change, while the last k dimensions are appropriately updated to match the cluster assignments as per the Lloyd's iteration (Algorithm 1, line 4).
2. The last k dimensions of the decoder tokens $C^{(t)}$ do not change, while the first d dimensions are appropriately updated to match new cluster centers as per the Lloyd's iteration (Algorithm 1, line 5).
3. The encoder cross-attention computes the update to the last k dimensions of the encoder tokens as shown in equation (15), while the decoder cross-attention computes the update to the first d dimensions of the decoder tokens as shown in equation (17).
4. The encoder (decoder) self-attention exactly computes the additive inverse of the current last k dimensions (first d dimensions) of the encoder (decoder) tokens, and when combined with the residual connection in equation (19), it effectively resets the current cluster assignments (cluster centers) to zero, allowing the additive cross-attention update to modify the encoder (decoder) tokens as per Lloyd's algorithm.

More precisely, we show the following:

Theorem 2. *Given as input a set of points $S = \{x_1, \dots, x_n\}$ and initial centers $C = \{c_1^{(0)}, \dots, c_k^{(0)}\}$, or arranged in columns, $X \in \mathbb{R}^{d \times n}$ and $C \in \mathbb{R}^{d \times k}$, there exists parameters $\{(Q_\mu, K_\mu, V_\mu), \mu = 1, \dots, 4\}$ for the transformer*

$$\begin{aligned} X^{(t+1)} &\leftarrow X^{(t)} + \mathcal{A}_2^\gamma(X^{(t)}, \tilde{C}^{(t)}, Q_1, K_1, V_1) + \mathcal{A}_2(X^{(t)}, X^{(t)}, Q_2, K_2, V_2) \\ \tilde{C}^{(t+1)} &\leftarrow \tilde{C}^{(t)} + \mathcal{A}_{\langle \cdot, \cdot \rangle}^\xi(\tilde{C}^{(t)}, X^{(t+1)}, Q_3, K_3, V_3) + \mathcal{A}_{\langle \cdot, \cdot \rangle}(\tilde{C}^{(t)}, \tilde{C}^{(t)}, Q_4, K_4, V_4) \end{aligned} \quad (20)$$

such that if $\gamma = \xi = \infty$, then the output of the T -th transformer layer exactly matches the output of Lloyd's algorithm (Algorithm 1) with the same input after T iterations. That is, $Y^{(t+1)} = Y(C^{(t)}, X)$, and $C^{(t+1)} = X \sigma_\infty((Y^{(t+1)})^\top)$, for $t \in [T-1]$, as in Lloyd's algorithm. If $\gamma < \infty$ and $\xi = \text{lin}$ (that is, linear attention), then $Y^{(t+1)} = Y^\gamma(C^{(t)}, X)$ and $C^{(t+1)} = X \sigma_{\text{lin}}(Y^{(t+1)})^\top$, for $t \in [T-1]$, as in soft k -means (Algorithm 2).

We will specify our matrices for attention in a compact form, using the following notation.

Definition 3. *For integers $0 < i \leq j \leq d$, let $I_d^{i:j}$ denote the linear operator on vectors $x \in \mathbb{R}^d$ with $d \geq j$ such that $(I_d^{i:j} x)_k = x_k$ for $i \leq k \leq j$, and zero otherwise. (We can implement $I_d^{i:j}$ as a diagonal matrix with entries $(I_d^{i:j})_{k,k} = 1$ for $k = i, i+1, \dots, j$, and all other entries zero.) When $j = d$, we may write I_d^i , and when $i = 1$, we may write I_d^j . When d can be inferred from context (e.g., from matrices in a product with $I_d^{i:j}$), then we may write e.g. $I_d^{i:j}$.*

Note that for $x \in \mathbb{R}^d$, $I_d^{i:j}x$ zeroes out the entries x with indices in $1, 2, \dots, i-1$ and $j+1, j+2, \dots, d$, and leaves the rest alone.

Proof of Theorem 2. Let $K_1 = Q_1 = K_2 = Q_2 = I_{d+k}^d$, and $V_1 = -V_2 = I_{d+k}^{d+1}$. Note that I_{d+k}^d and I_{d+k}^{d+1} are $(d+k) \times (d+k)$ matrices as defined in Definition 3, operating on vector in \mathbb{R}^{d+k} .

To update cluster assignments for Lloyd's algorithm, that is, to compute $X^{(t+1)}$ from $X^{(t)}$ and $\tilde{C}^{(t)}$, we compute

$$\begin{aligned}
& \mathcal{A}_2^\gamma(X^{(t)}, \tilde{C}^{(t)}, I_{d+k}^d, I_{d+k}^d, I_{d+k}^{d+1}) + \mathcal{A}_2(X^{(t)}, X^{(t)}, I_{d+k}^d, I_{d+k}^d, -I_{d+k}^{d+1}) \\
&= I_{d+k}^{d+1} \tilde{C}^{(t)} \sigma_\gamma(\text{DP}(I_{d+k}^d \tilde{C}^{(t)}, I_{d+k}^d X^{(t)})) - I_{d+k}^{d+1} X^{(t)} \sigma_\infty(\text{DP}(I_{d+k}^d X^{(t)}, I_{d+k}^d X^{(t)})) \\
&= \begin{bmatrix} 0_{d \times k} \\ I_k \end{bmatrix} \sigma_\gamma \left(\text{DP} \left(\begin{bmatrix} C^{(t)} \\ 0_{k \times k} \end{bmatrix}, \begin{bmatrix} X \\ 0_{k \times n} \end{bmatrix} \right) \right) - \begin{bmatrix} 0_{d \times n} \\ Y^{(t)} \end{bmatrix} \sigma_\infty \left(\text{DP} \left(\begin{bmatrix} X \\ 0_{k \times n} \end{bmatrix}, \begin{bmatrix} X \\ 0_{k \times n} \end{bmatrix} \right) \right) \\
&= \begin{bmatrix} 0_{d \times k} \\ I_k \end{bmatrix} \sigma_\gamma(\text{DP}(C^{(t)}, X)) - \begin{bmatrix} 0_{d \times n} \\ Y^{(t)} \end{bmatrix} \sigma_\infty(\text{DP}(X, X)) \quad \text{using equation 13} \\
&= \begin{bmatrix} 0_{d \times k} \\ I_k \end{bmatrix} Y^\gamma(C^{(t)}, X) - \begin{bmatrix} 0_{d \times n} \\ Y^{(t)} \end{bmatrix} I_n. \quad \text{using Lemma 1, } \sigma_\infty(\text{DP}(X, X)) = I_n \\
&= \begin{bmatrix} 0_{d \times n} \\ Y^\gamma(C^{(t)}, X) - Y^{(t)} \end{bmatrix}
\end{aligned} \tag{21}$$

We add this quantity to $X^{(t)} = \begin{bmatrix} X \\ Y^{(t)} \end{bmatrix}$ and assign it to $X^{(t+1)}$, so $X^{(t+1)} \leftarrow \begin{bmatrix} X \\ Y^\gamma(C^{(t)}, X) \end{bmatrix}$. In particular, $Y^{(t+1)} = Y(C^{(t)}, X)$, as claimed, when $\gamma = \infty$, as in Lloyd's algorithm, Algorithm 1, and when $\gamma < \infty$, $Y^{(t+1)} = Y^\gamma(C^{(t)}, X)$, as in soft k -means, Algorithm 2.

Let $Q_3 = K_3 = Q_4 = K_4 = I_{d+k}^{d+1}$, and $V_3 = -V_4 = I_{d+k}^d$. To update cluster centers for Lloyd's algorithm, we compute

$$\begin{aligned}
& \mathcal{A}_{\langle \cdot, \cdot \rangle}^\xi(\tilde{C}^{(t)}, X^{(t+1)}, I_{d+k}^{d+1}, I_{d+k}^{d+1}, I_{d+k}^d) + \mathcal{A}_{\langle \cdot, \cdot \rangle}(\tilde{C}^{(t)}, \tilde{C}^{(t)}, I_{d+k}^{d+1}, I_{d+k}^{d+1}, -I_{d+k}^d) \\
&= I_{d+k}^d X^{(t+1)} \sigma_\xi((X^{(t+1)})^\top I_{d+k}^{d+1} I_{d+k}^{d+1} \tilde{C}^{(t)}) - I_{d+k}^d \tilde{C}^{(t)} \sigma_\infty((\tilde{C}^{(t)})^\top I_{d+k}^{d+1} I_{d+k}^{d+1} \tilde{C}^{(t)}) \\
&= \begin{bmatrix} X \\ 0_{k \times n} \end{bmatrix} \sigma_\xi \left(\begin{bmatrix} 0_{d \times n} \\ Y^{(t+1)} \end{bmatrix}^\top \begin{bmatrix} 0_{d \times k} \\ I_k \end{bmatrix} \right) - \begin{bmatrix} C^{(t)} \\ 0_{k \times k} \end{bmatrix} \sigma_\infty \left(\begin{bmatrix} 0_{d \times k} \\ I_k \end{bmatrix}^\top \begin{bmatrix} 0_{d \times k} \\ I_k \end{bmatrix} \right) \\
&= \begin{bmatrix} X \\ 0_{k \times n} \end{bmatrix} \sigma_\xi((Y^{(t+1)})^\top) - \begin{bmatrix} C^{(t)} \\ 0_{k \times k} \end{bmatrix} \sigma_\infty(I_k) \\
&= \begin{bmatrix} X \sigma_\xi((Y^{(t+1)})^\top) \\ 0_{k \times k} \end{bmatrix} - \begin{bmatrix} C^{(t)} \\ 0_{k \times k} \end{bmatrix}.
\end{aligned} \tag{22}$$

We assign this quantity plus $C^{(t)}$ to $\tilde{C}^{(t+1)}$, that is, $\tilde{C}^{(t+1)} \leftarrow \begin{bmatrix} C^{(t)} \\ I_k \end{bmatrix} + \begin{bmatrix} X \sigma_\xi((Y^{(t+1)})^\top) \\ 0_{k \times k} \end{bmatrix} - \begin{bmatrix} C^{(t)} \\ 0_{k \times k} \end{bmatrix} = \begin{bmatrix} X \sigma_\xi((Y^{(t+1)})^\top) \\ I_k \end{bmatrix}$. When ξ is ∞ , we have $C^{(t+1)} = X \sigma_\infty((Y^{(t+1)})^\top)$, as claimed for Algorithm 1. When ξ is lin , we have $C^{(t+1)} = X \sigma_{\text{lin}}((Y^{(t+1)})^\top)$, as required for Algorithm 2.

Thus, we have shown that there are transformers, using Euclidean attention, that implement an iteration of Lloyd's algorithm, for one setting of parameters, and soft k -means, for another. \square

Remark 1. In Theorem 2, the query/key parameters are given by $K_1 = Q_1 = K_2 = Q_2 = I_{d+k}^d$. However, note that Euclidean distances between points x, x' are rotation invariant — that is, $\|x - x'\|^2 = \|Rx - Rx'\|^2$ for any rotation matrix R . Thus, $K_1 = Q_1 = K_2 = Q_2 = RI_{d+k}^d$ would be valid parameters for any rotation matrix $R \in \mathbb{R}^{(d+k) \times (d+k)}$. As there are infinite such rotation matrices, there are thus infinite such query/key parameters that give us the desired behaviour.

A.2.2 Dot-product attention and quadratic activations

Here we show how to apply dot product (usual) attention, rather than Euclidean attention. The algorithm uses much the same scheme as for Euclidean attention, but with points “lifted” to higher dimension using squared norms, so that squared Euclidean distance is expressible as a dot product. We lift the input points in preprocessing, and augment the system with a quadratic activation function, to compute the updated lifting of updated cluster center points.

Definition 4. For integers $0 < i < d$, let $\pi_d^i \in \mathbb{R}^{d \times d}$ denote twice the negation of the matrix that swaps entries $i-1$ and i , that is, $(\pi_d^i)^{jj} = 2$, for $j \neq i-1, i$, and $(\pi_d^i)^{(i-1)i} = (\pi_d^i)^{i(i-1)} = 2$, and all other entries zero. When d can be inferred from context (e.g. appearance in a matrix product), then it may be omitted.

Definition 5. For $x \in \mathbb{R}^d$, let $\ell(x) \in \mathbb{R}^{d+2}$ be its lifted representation with $\ell(x)^i = x^i$ for $i \in [d]$, and with $\ell(x)^{d+1} = \|x\|^2$, and $\ell(x)^{d+2} = -1/2$. For $X \in \mathbb{R}^{d \times n}$, let $\ell(X) \in \mathbb{R}^{(d+2) \times n}$ denote columnwise application of $\ell(\cdot)$.

Lemma 2. Let $x, y \in \mathbb{R}^d$. Then $-\|x - y\|^2 = \ell(x) \cdot \pi_{d+2}^{d+2} \ell(y)$. Let $X \in \mathbb{R}^{d \times n}$ and $C \in \mathbb{R}^{d \times k}$. Then $\ell(C)^\top \pi_{d+2}^{d+2} \ell(X) = \text{DP}(C, X)$ and

$$\sigma_\gamma(\ell(C)^\top \pi_{d+2}^{d+2} \ell(X)) = Y^\gamma(C, X),$$

including for $\gamma = \infty$.

Proof. Since $\pi_{d+2}^{d+2} \ell(y)$ swaps the last two entries of $\ell(y) \in \mathbb{R}^{d+2}$ and multiplies all entries with 2, we have $\ell(x)^\top \pi_{d+2}^{d+2} \ell(y) = 2[x \cdot y + (-1/2) \|y\|^2 + \|x\|^2 (-1/2)] = -\|x - y\|^2$, yielding the first claim. We have

$$(\ell(C)^\top \pi_{d+2}^{d+2} \ell(X))^{ji} = \ell(c_j)^\top \pi_{d+2}^{d+2} \ell(x_i) = -\|c_j - x_i\|^2 = \text{DP}(C, X)^{ji},$$

so that $\sigma_\gamma(\ell(C)^\top \pi_{d+2}^{d+2} \ell(X)) = Y^\gamma(C, X)$ follows, as claimed. \square

Theorem 3. Given as input a set of points $S = \{x_1, \dots, x_n\}$ and initial centers $C = \{c_1^{(0)}, \dots, c_k^{(0)}\}$, or arranged in columns, $X \in \mathbb{R}^{d \times n}$ and $C^{(0)} \in \mathbb{R}^{d \times k}$, there exists $C^{(t)} \in \mathbb{R}^{d \times k}$, $Y^{(t)} \in \mathbb{R}^{k \times n}$, $X^{(t)} = \begin{bmatrix} \ell(X) \\ Y^{(t)} \end{bmatrix} \in \mathbb{R}^{(d+k+2) \times n}$, $\tilde{C}^{(t)} = \begin{bmatrix} \ell(C^{(t)}) \\ I_k \end{bmatrix} \in \mathbb{R}^{(d+k+2) \times n}$, neural network \mathcal{N} using quadratic activations, and parameters $\{(Q_\mu, K_\mu, V_\mu), \mu = 1, \dots, 4\}$ for the transformer

$$\begin{aligned} X^{(t+1)} &\leftarrow X^{(t)} + \mathcal{A}_{\langle \cdot \rangle}(X^{(t)}, \tilde{C}^{(t)}, Q_1, K_1, V_1) + \mathcal{A}_{\langle \cdot \rangle}(X^{(t)}, X^{(t)}, Q_2, K_2, V_2) \\ \tilde{C}^{(t+1/2)} &\leftarrow \tilde{C}^{(t)} + \mathcal{A}_{\langle \cdot \rangle}(\tilde{C}^{(t)}, X^{(t+1)}, Q_3, K_3, V_3) + \mathcal{A}_{\langle \cdot \rangle}(\tilde{C}^{(t)}, \tilde{C}^{(t)}, Q_4, K_4, V_4) \\ \tilde{C}^{(t+1)} &\leftarrow C^{(t+1/2)} + \mathcal{N}(C^{(t+1/2)}) \end{aligned} \quad (23)$$

such that the output of the T -th transformer layer exactly matches the output of Lloyd's algorithm (Algorithm 1) with the same input after T iterations. That is, $Y^{(t+1)} = Y(C^{(t)}, X)$, and $C^{(t+1)} = X \sigma_\infty((Y^{(t+1)})^\top)$, for $t \in [T-1]$, as in Lloyd's algorithm (Algorithm 1).

By using $\gamma < \infty$ and σ_{lin} as in Theorem 2, we can also obtain a version that implements soft k -means using inner product attention.

Proof. Let $d' = d + 2$. Let $K_1 = K_2 = I_{d'+k}^{d'}$, $Q_1 = Q_2 = \pi_{d'+k}^{d'}$, and $V_1 = -V_2 = I_{d'+k}^{d'+1:}$. We compute

$$\begin{aligned} &\mathcal{A}_{\langle \cdot \rangle}(X^{(t)}, \tilde{C}^{(t)}, I_{d'+k}^{d'}, \pi_{d'+k}^{d'}, I_{d'+k}^{d'+1:}) + \mathcal{A}_{\langle \cdot \rangle}(X^{(t)}, X^{(t)}, I_{d'+k}^{d'}, \pi_{d'+k}^{d'}, -I_{d'+k}^{d'+1:}) \\ &= I_{d'+k}^{d'+1:} \tilde{C}^{(t)} \sigma_\infty((\tilde{C}^{(t)})^\top I_{d'+k}^{d'} \pi_{d'+k}^{d'} X^{(t)}) - I_{d'+k}^{d'+1:} X^{(t)} \sigma_\infty((X^{(t)})^\top I_{d'+k}^{d'} \pi_{d'+k}^{d'} X^{(t)}) \\ &= I_{d'+k}^{d'+1:} \begin{bmatrix} \ell(C^{(t)}) \\ I_k \end{bmatrix} \sigma_\infty \left(\begin{bmatrix} \ell(C^{(t)}) \\ I_k \end{bmatrix}^\top I_{d'+k}^{d'} \pi_{d'+k}^{d'} \begin{bmatrix} \ell(X) \\ Y^{(t)} \end{bmatrix} \right) - I_{d'+k}^{d'+1:} \begin{bmatrix} \ell(X) \\ Y^{(t)} \end{bmatrix} \sigma_\infty \left(\begin{bmatrix} \ell(X) \\ Y^{(t)} \end{bmatrix}^\top I_{d'+k}^{d'} \pi_{d'+k}^{d'} \begin{bmatrix} \ell(X) \\ Y^{(t)} \end{bmatrix} \right) \\ &= \begin{bmatrix} 0_{d' \times k} \\ I_k \end{bmatrix} \sigma_\infty \left(\begin{bmatrix} \ell(C^{(t)}) \\ 0_{k \times k} \end{bmatrix}^\top \begin{bmatrix} \pi_{d'}^{d'} \ell(X) \\ Y^{(t)} \end{bmatrix} \right) - \begin{bmatrix} 0_{d' \times n} \\ Y^{(t)} \end{bmatrix} \sigma_\infty \left(\begin{bmatrix} \ell(X) \\ 0_{k \times n} \end{bmatrix}^\top \begin{bmatrix} \pi_{d'}^{d'} \ell(X) \\ Y^{(t)} \end{bmatrix} \right) \\ &= \begin{bmatrix} 0_{d' \times k} \\ I_k \end{bmatrix} \sigma_\infty(\ell(C^{(t)})^\top \pi_{d'}^{d'} \ell(X)) - \begin{bmatrix} 0_{d' \times n} \\ Y^{(t)} \end{bmatrix} \sigma_\infty(\ell(X)^\top \pi_{d'}^{d'} \ell(X)) \\ &= \begin{bmatrix} 0_{d' \times k} \\ I_k \end{bmatrix} Y(C^{(t)}, X) - \begin{bmatrix} 0_{d' \times n} \\ Y^{(t)} \end{bmatrix} I_n \quad \text{using Lemma 2, and } Y(X, X) = I_n \\ &= \begin{bmatrix} 0_{d' \times n} \\ Y(C^{(t)}, X) - Y^{(t)} \end{bmatrix}. \end{aligned} \quad (24)$$

Adding this to $X^{(t)} = \begin{bmatrix} \ell(X) \\ Y^{(t)} \end{bmatrix}$, we assign $\begin{bmatrix} \ell(X) \\ Y(C^{(t)}, X) \end{bmatrix}$ to $X^{(t+1)}$, so $Y^{(t+1)} = Y(C^{(t)}, X)$, as claimed.

Algorithm 3 Lloyd's algorithm variation for spherical clustering

```

1 Input: Instances  $\{x_i \in \mathcal{S}^{d-1}, i \in [n]\}$ 
2 Input: Initial centers  $\{c_j^{(0)} \in \mathcal{S}^{d-1}, j \in [k]\}$ 
3 for  $t = 1, \dots, T$  do
    // Assign points to clusters
4    $\forall i \in [n], a_i^{(t)} \leftarrow \arg \max_{j \in [k]} \langle x_i, c_j^{(t-1)} \rangle$ 
    // Update cluster centers on the sphere
5    $\forall j \in [k], c_j^{(t)} \leftarrow \arg \max_{c \in \mathcal{S}^{d-1}} \sum_{i: a_i^{(t)} = j} \langle x_i, c \rangle$ 
6 return  $\{c_j^{(T)}, j \in [k]\}$ 

```

Let $Q_3 = K_3 = Q_4 = K_4 = I_{d'+k}^{d'}$, $V_3 = I_{d'+k}^d$, and $V_4 = -I_{d'+k}^{d'}$. To update cluster centers for Lloyd's algorithm, we compute

$$\begin{aligned}
& \mathcal{A}_{\langle \cdot \rangle}(\tilde{C}^{(t)}, X^{(t+1)}; I_{d'+k}^{d'}, I_{d'+k}^{d'}, I_{d'+k}^d) + \mathcal{A}_{\langle \cdot \rangle}(\tilde{C}^{(t)}, \tilde{C}^{(t)}; I_{d'+k}^{d'}, I_{d'+k}^{d'}, -I_{d'+k}^{d'}) \\
&= I_{d'+k}^d X^{(t+1)} \sigma_\infty((X^{(t+1)})^\top I_{d'+k}^{d'} I_{d'+k}^{d'} \tilde{C}^{(t)}) - I_{d'+k}^{d'} \tilde{C}^{(t)} \sigma_\infty((\tilde{C}^{(t)})^\top I_{d'+k}^{d'} I_{d'+k}^{d'} \tilde{C}^{(t)}) \\
&= \begin{bmatrix} X \\ 0_{(k+2) \times n} \end{bmatrix} \sigma_\infty \left(\begin{bmatrix} 0_{d' \times n} \\ Y^{(t+1)} \end{bmatrix}^\top \begin{bmatrix} 0_{d' \times k} \\ I_k \end{bmatrix} \right) - \begin{bmatrix} \ell(C^{(t)}) \\ 0_{k \times k} \end{bmatrix} \sigma_\infty \left(\begin{bmatrix} 0_{d' \times k} \\ I_k \end{bmatrix}^\top \begin{bmatrix} 0_{d' \times k} \\ I_k \end{bmatrix} \right) \\
&= \begin{bmatrix} X \\ 0_{(k+2) \times n} \end{bmatrix} \sigma_\infty((Y^{(t+1)})^\top) - \begin{bmatrix} \ell(C^{(t)}) \\ 0_{k \times k} \end{bmatrix} \quad \text{using Lemma 1.}
\end{aligned} \tag{25}$$

This quantity is added to $\tilde{C}^{(t)} = \begin{bmatrix} \ell(C^{(t)}) \\ I_k \end{bmatrix}$, obtaining $\tilde{C}^{(t+1/2)} = \begin{bmatrix} X \sigma_\infty((Y^{(t+1)})^\top) \\ 0_{2 \times k} \\ I_k \end{bmatrix}$. The matrix $X \sigma_\infty((Y^{(t+1)})^\top)$ will become $C^{(t+1)}$, so the final claim of the theorem will follow.

However, it remains to fill in the squared norm entries in row $d+1$ and $-\mathbf{1}_k^\top/2$ in row $d+2$, to maintain $\ell(C^{(t+1)})$. We use a feed-forward network and a quadratic activation function, $\tau(\cdot)$, where for matrix A , $\tau(A)^{ij} = (A^{ij})^2$. Our network, with input layer weights $[I_d \ 0_{d \times (k+2)}]$ and hidden layer weights and bias $\begin{bmatrix} 0_{d \times d} \\ \mathbf{1}_d^\top \\ 0_{(k+1) \times d} \end{bmatrix}$ and $\begin{bmatrix} 0_{(d+1) \times k} \\ -\mathbf{1}_k^\top/2 \\ 0_{k \times k} \end{bmatrix}$ respectively, computes the following:

$$\begin{aligned}
\mathcal{N}(C^{(t+1/2)}) &\triangleq \begin{bmatrix} 0_{d \times d} \\ \mathbf{1}_d^\top \\ 0_{(k+1) \times d} \end{bmatrix} \tau([I_d \ 0_{d \times (k+2)}] \begin{bmatrix} C^{(t+1)} \\ 0_{2 \times k} \\ I_k \end{bmatrix}) + \begin{bmatrix} 0_{(d+1) \times k} \\ -\mathbf{1}_k^\top/2 \\ 0_{k \times k} \end{bmatrix} \\
&= \begin{bmatrix} 0_{d \times d} \\ \mathbf{1}_d^\top \\ 0_{(k+1) \times d} \end{bmatrix} \tau(C^{(t+1)}) + \begin{bmatrix} 0_{(d+1) \times k} \\ -\mathbf{1}_k^\top/2 \\ 0_{k \times k} \end{bmatrix} = \begin{bmatrix} 0_{d \times k} \\ (\hat{C}^{(t+1)})^\top \\ -\mathbf{1}_k^\top/2 \\ 0_{k \times k} \end{bmatrix},
\end{aligned} \tag{26}$$

where $\hat{C}^{(t+1)} \in \mathbb{R}^k$ is the vector of the squared norms of the updated centers, with $(\hat{C}^{(t+1)})^j = \|c_j^{(t+1)}\|^2$. Thus, with the feed-forward networks and the residual connection, we obtain

$$\tilde{C}^{(t+1/2)} + \mathcal{N}(C^{(t+1/2)}) = \begin{bmatrix} C^{(t+1)} \\ 0_{2 \times k} \\ I_k \end{bmatrix} + \begin{bmatrix} 0_{d \times k} \\ (\hat{C}^{(t+1)})^\top \\ -\mathbf{1}_k^\top/2 \\ 0_{k \times k} \end{bmatrix} = \begin{bmatrix} C^{(t+1)} \\ (\hat{C}^{(t+1)})^\top \\ -\mathbf{1}_k^\top/2 \\ I_k \end{bmatrix} = \begin{bmatrix} \ell(C^{(t+1)}) \\ I_k \end{bmatrix} = \tilde{C}^{(t+1)},$$

using the lifted version of $C^{(t+1)}$, as claimed. \square

A.3 Spherical clustering

The spherical k -means clustering problem can be solved via Lloyd's iterations with the modifications that all the points lie on a sphere, and the cluster centers also need to be on the sphere. The corresponding algorithm is presented in Algorithm 3. The cluster assignments are performed by maximizing instance-center dot-products instead of minimizing their respective Euclidean distances (line 4, Algorithm 3) as we assume that all instances x_i and all centers c_j are on the unit sphere (that is, $\|x_i\| = 1, \|c_j\| = 1$). The cluster center updates also find new centers on the unit sphere that maximize the sum of the dot-products to all instances in the cluster (line 5, Algorithm 3). Before presenting a theorem regarding spherical k -means, we need some definitions and lemmas.

Definition 6 (LN [18]). Let $\text{LN} : \mathbb{R}^d \rightarrow \mathbb{R}^d$ be defined as

$$\text{LN}(z; \epsilon, \gamma, \beta) = \frac{z - \mathbf{1}_d \mathbb{E}[z]}{\sqrt{\text{Var}(z) + \epsilon}} \cdot \gamma + \beta.$$

Here $\mathbb{E}[z] = \frac{1}{d} \mathbf{1}_d^\top z$ and $\text{Var}(z) = \frac{1}{d} \sum_{i \in [d]} (z_i - \mathbb{E}[z])^2$. For a matrix $C \in \mathbb{R}^{d \times k}$, $\text{LN}(C)$ denotes $\text{LN}()$ applied columnwise.

Lemma 3. For z with $\mathbb{E}[z] = 0$, we have $\text{LN}(z; 0, \frac{1}{\sqrt{d}}, 0) = \frac{z}{\|z\|}$.

We can put the key computations of spherical Lloyd's algorithm into our notation.

Definition 7. Given $X \in \mathbb{R}^{d \times n}$, $C \in \mathbb{R}^{d \times k}$, define $Y_S(C, X) \in \mathbb{R}^{k \times n}$ as having $Y_S(C, X)^{j'i} = 1$ if c_j maximizes the dot product with x_i over all $j \in [k]$, and zero otherwise.

Lemma 4. Given $X \in \mathbb{R}^{d \times n}$ with $\mathbf{1}_d^\top X = \mathbf{0}_{1 \times n}$, $C \in \mathbb{R}^{d \times k}$, $Y_S(C, X) = \sigma_\infty(C^\top X)$. For given $j \in [k]$, let

$$c'_j = \arg \max_{c \in \mathbb{R}^d, \|c\|=1} \sum_{i: Y_S(C, X)^{ji}=1} c^\top x_i.$$

Then $c'_j = \text{LN}(w; 0, \frac{1}{\sqrt{d}}, 0)$, where $w = \sum_{i: Y_S(C, X)^{ji}=1} x_i$. If C' has columns comprising the c'_j , then $C' = \text{LN}(W)$, where $W = X \sigma_\infty(Y_S(C, X)^\top)$.

Proof. Omitted. Note that $\mathbf{1}_d^\top X = \mathbf{0}_{1 \times n}$ is needed to have $C' = \text{LN}(W)$. \square

Theorem 4. Given $X \in \mathbb{R}^{d \times n}$ where the columns of X are unit vectors with zero-sum coordinates, that is, $\|x_i\| = 1$ and $\mathbf{1}_d^\top x_i = 0$ for $i \in [n]$. Given also $C^{(0)} \in \mathbb{R}^{d \times k}$, there exists $C^{(t)} \in \mathbb{R}^{d \times k}$, $Y^{(t)} \in \mathbb{R}^{k \times n}$, and $X^{(t)} = \begin{bmatrix} X \\ Y^{(t)} \end{bmatrix} \in \mathbb{R}^{(d+k) \times n}$, and $\tilde{C}^{(t)} = \begin{bmatrix} C^{(t)} \\ I_k \end{bmatrix} \in \mathbb{R}^{(d+k) \times k}$, together with parameters $\{(Q_\mu, K_\mu, V_\mu), \mu = 1, \dots, 4\}$ for the transformer

$$\begin{aligned} X^{(t+1)} &\leftarrow X^{(t)} + \mathcal{A}_{\langle \cdot \rangle}(X^{(t)}, \tilde{C}^{(t)}, Q_1, K_1, V_1) + \mathcal{A}_{\langle \cdot \rangle}(X^{(t)}, X^{(t)}, Q_2, K_2, V_2) \\ \tilde{C}^{(t+1/2)} &\leftarrow \tilde{C}^{(t)} + \mathcal{A}_{\langle \cdot \rangle}(\tilde{C}^{(t)}, X^{(t+1)}, Q_3, K_3, V_3) + \mathcal{A}_{\langle \cdot \rangle}(\tilde{C}^{(t)}, \tilde{C}^{(t)}, Q_4, K_4, V_4) \\ \tilde{C}^{(t+1)} &\leftarrow \begin{bmatrix} \text{LN}(C^{(t+1/2)}) \\ I_k \end{bmatrix}. \end{aligned} \quad (27)$$

such that the output of the T -th transformer layer exactly matches the output of spherical Lloyd's algorithm (Algorithm 3) with the same input after T iterations. That is, $Y^{(t+1)} = \sigma_\infty((C^{(t)})^\top X)$, and $C^{(t+1)} = \text{LN}(X \sigma_\infty((Y^{(t+1)})^\top))$, for $t \in [T-1]$, as in spherical Lloyd's algorithm, Algorithm 3.

Proof. Let $K_1 = K_2 = Q_1 = Q_2 = I_{d+k}^d$ and $V_1 = -V_2 = I_{d+k}^{d+1}$. We compute

$$\begin{aligned} &\mathcal{A}_{\langle \cdot \rangle}(X^{(t)}, \tilde{C}^{(t)}, I_{d+k}^d, I_{d+k}^d, I_{d+k}^{d+1}) + \mathcal{A}_{\langle \cdot \rangle}(X^{(t)}, X^{(t)}, I_{d+k}^d, I_{d+k}^d, -I_{d+k}^{d+1}) \\ &= I_{d+k}^{d+1} \tilde{C}^{(t)} \sigma_\infty((\tilde{C}^{(t)})^\top I_{d+k}^d I_{d+k}^d X^{(t)}) - I_{d+k}^{d+1} X^{(t)} \sigma_\infty((X^{(t)})^\top I_{d+k}^d I_{d+k}^d X^{(t)}) \\ &= I_{d+k}^{d+1} \begin{bmatrix} C^{(t)} \\ I_k \end{bmatrix} \sigma_\infty \left(\begin{bmatrix} C^{(t)} \\ I_k \end{bmatrix}^\top I_{d+k}^d \begin{bmatrix} X \\ Y^{(t)} \end{bmatrix} \right) - I_{d+k}^{d+1} \begin{bmatrix} X \\ Y^{(t)} \end{bmatrix} \sigma_\infty \left(\begin{bmatrix} X \\ Y^{(t)} \end{bmatrix}^\top I_{d+k}^d \begin{bmatrix} X \\ Y^{(t)} \end{bmatrix} \right) \\ &= \begin{bmatrix} 0_{d \times k} \\ I_k \end{bmatrix} \sigma_\infty \left(\begin{bmatrix} C^{(t)} \\ I_k \end{bmatrix}^\top \begin{bmatrix} X \\ Y^{(t)} \end{bmatrix} \right) - \begin{bmatrix} 0_{d \times n} \\ Y^{(t)} \end{bmatrix} \sigma_\infty \left(\begin{bmatrix} X \\ Y^{(t)} \end{bmatrix}^\top \begin{bmatrix} X \\ Y^{(t)} \end{bmatrix} \right) \\ &= \begin{bmatrix} 0_{d \times k} \\ I_k \end{bmatrix} \sigma_\infty((C^{(t)})^\top X) - \begin{bmatrix} 0_{d \times n} \\ Y^{(t)} \end{bmatrix} \sigma_\infty(X^\top X) \\ &= \begin{bmatrix} 0_{d \times k} \\ I_k \end{bmatrix} Y_S(C^{(t)}, X) - \begin{bmatrix} 0_{d \times n} \\ Y^{(t)} \end{bmatrix} Y_S(X, X) \quad \text{using Lemma 4} \\ &= \begin{bmatrix} 0_{d \times k} \\ I_k \end{bmatrix} Y_S(C^{(t)}, X) - \begin{bmatrix} 0_{d \times n} \\ Y^{(t)} \end{bmatrix} I_n. \quad \text{using } Y_S(X, X) = I_n \\ &= \begin{bmatrix} 0_{d \times n} \\ Y_S(C^{(t)}, X) - Y^{(t)} \end{bmatrix}. \end{aligned} \quad (28)$$

Adding $X^{(t)} = \begin{bmatrix} X \\ Y^{(t)} \end{bmatrix}$ to this, we obtain $X^{(t+1)} \leftarrow \begin{bmatrix} X \\ Y_S(C^{(t)}, X) \end{bmatrix}$, so $Y^{(t+1)} = Y_S(C^{(t)}, X)$, as claimed.

Algorithm 4 Trimmed k -means

```
1 Input: Instances  $\{x_i \in \mathbb{R}^d, i \in [n]\}$ 
2 Input: Initial centers  $\{c_j^{(0)} \in \mathbb{R}^d, j \in [k]\}$ 
3 Input: Robustness parameters  $\tau \in [0, 100]$ 
4 for  $t = 1, \dots, T$  do
    // Assign points to clusters
5    $\forall i \in [n], a_i^{(t)} \leftarrow \arg \min_{j \in [k]} \|x_i - c_j^{(t-1)}\|^2$ 
    // Obtain per-cluster outlier threshold
6    $\forall j \in [k], \rho_j \leftarrow \tau\text{-th \%tile} \left( \left\{ \|x_i - c_j^{(t-1)}\|^2 \mid \forall i \in [n] : a_i^{(t)} = j \right\} \right)$ 
    // Update cluster centers only with inliers
7    $\forall j \in [k], c_j^{(t)} \leftarrow \arg \min_{c \in \mathbb{R}^d} \sum_{i: a_i^{(t)} = j} \mathbb{I} \left( \|x_i - c_j^{(t-1)}\|^2 \leq \rho_j \right) \|x_i - c\|^2$ 
8 return  $\{c_j^{(T)}, j \in [k]\}$ 
```

Let $Q_3 = K_3 = Q_4 = K_4 = I_{d+k}^{d+1}$, $V_3 = V_4 = I_{d+k}^d$. To update cluster centers for spherical Lloyd's algorithm, we compute

$$\begin{aligned} & \mathcal{A}_{\langle \cdot \rangle}(\tilde{C}^{(t)}, X^{(t+1)}; I_{d+k}^{d+1}, I_{d+k}^{d+1}, I_{d+k}^d) + \mathcal{A}_{\langle \cdot \rangle}(\tilde{C}^{(t)}, \tilde{C}^{(t)}; I_{d+k}^{d+1}, I_{d+k}^{d+1}, -I_{d+k}^d) \\ &= I_{d+k}^d X^{(t+1)} \sigma_\infty((X^{(t+1)})^\top I_{d+k}^{d+1} I_{d+k}^{d+1} \tilde{C}^{(t)}) - I_{d+k}^d \tilde{C}^{(t)} \sigma_\infty((\tilde{C}^{(t)})^\top I_{d+k}^{d+1} I_{d+k}^{d+1} \tilde{C}^{(t)}) \\ &= \begin{bmatrix} X \\ 0_{k \times n} \end{bmatrix} \sigma_\infty \left(\begin{bmatrix} 0_{d \times n} \\ Y^{(t+1)} \end{bmatrix}^\top \begin{bmatrix} 0_{d \times k} \\ I_k \end{bmatrix} \right) - \begin{bmatrix} C^{(t)} \\ 0_{k \times k} \end{bmatrix} \sigma_\infty \left(\begin{bmatrix} 0_{d \times k} \\ I_k \end{bmatrix}^\top \begin{bmatrix} 0_{d \times k} \\ I_k \end{bmatrix} \right) \\ &= \begin{bmatrix} X \\ 0_{k \times n} \end{bmatrix} \sigma_\infty((Y^{(t+1)})^\top) - \begin{bmatrix} C^{(t)} \\ 0_{k \times k} \end{bmatrix} \sigma_\infty(I_k) \\ &= \begin{bmatrix} X \sigma_\infty((Y^{(t+1)})^\top) - C^{(t)} \\ 0_{k \times n} \end{bmatrix} \end{aligned} \tag{29}$$

We add this quantity to $\tilde{C}^{(t)}$ to obtain $\tilde{C}^{(t+1/2)} \leftarrow \begin{bmatrix} X \sigma_\infty((Y^{(t+1)})^\top) \\ I_k \end{bmatrix}$, so that $C^{(t+1/2)} = X \sigma_\infty((Y^{(t+1)})^\top)$.

We then assign $\begin{bmatrix} \text{LN}(C^{(t+1/2)}) \\ I_k \end{bmatrix}$ to $\tilde{C}^{(t+1)}$, so that, with Lemma 4, we have $C^{(t+1)} = \text{LN}(X \sigma_\infty((Y^{(t+1)})^\top))$, as claimed. \square

Remark 2. Note that there is a variation of LN (the layer normalization [18]) known as the root-mean-square or RMS normalization [21] defined as $(\frac{z}{\|z\|} \cdot \gamma + \beta)$ which one can use in place of the layer normalization defined in Definition 6 to remove the zero-sum coordinates assumption in Theorem 4.

A.4 Trimmed Euclidean clustering

The trimmed k -means algorithm for robust clustering of Cuesta-Albertos et al. [29] is given in Algorithm 4. Along with the instances to be clustered, and the initial cluster centers, this algorithm also takes as an input a percentile threshold $\tau \in [0, 100]$. The cluster assignment proceeds as in the standard Lloyd's algorithm by assigning each instance to its closest cluster center (line 5, Algorithm 4). After the cluster assignments, for each cluster $j \in [k]$, we find a Euclidean distance threshold ρ_j corresponding to the τ -th percentile of the distances of the assigned instances to the cluster center (line 6, Algorithm 4). Given this per-cluster threshold, the cluster centers are updated only using the assigned instances that are within the τ -th percentile distance threshold, thus ignoring the outliers in the set of assigned instances.

While the LSMA σ_∞ applied to the transposed cluster assignment matrix gives us the necessary weights to compute the updated cluster centers in Lloyd's algorithm (Algorithm 1), it does not give us the desired update in the trimmed k -means as we need to filter instances before computing the center updates. For this, we turn our attention to the α -norm-max NM_γ^α defined as [23, 24]

$$\text{NM}_\gamma^\alpha(x) = \arg \max_{z: z^i \in [0, 1], \sum_i z^i = 1} \langle \gamma x, z \rangle - \|z\|_\alpha, \tag{30}$$

where γ serves the role of the inverse temperature, and the output is a vector on the probability simplex. As $\alpha \rightarrow \infty$, the objective in equation 30 becomes $(\langle \gamma x, z \rangle - \max_j z^j)$. Thus, the solution to this optimization problem (and thus, the output of the norm-max activation) involves the selection of a threshold ρ_γ and setting $z^i \leftarrow 0$ if $\gamma x^i < \rho_\gamma$. For the remaining set of indices $P = \{i : \gamma x^i > \rho_\gamma\}$, $z^i \leftarrow 1/|P|$. This norm-max activation has the desired property of filtering certain entries based on a threshold (setting their values to zero), and then assigning equal values to all the non-zero entries.

Utilizing this activation in the updates in Theorem 2

$$\begin{aligned} X^{(t+1)} &\leftarrow X^{(t)} + \mathcal{A}_2(X^{(t)}, \tilde{C}^{(t)}, Q_1, K_1, V_1) + \mathcal{A}_2(X^{(t)}, X^{(t)}, Q_2, K_2, V_2) \\ \tilde{C}^{(t+1)} &\leftarrow \tilde{C}^{(t)} + \mathcal{A}_2^\xi(\tilde{C}^{(t)}, X^{(t+1)}, Q_3, K_3, V_3) + \mathcal{A}_{\langle \cdot \rangle}(\tilde{C}^{(t)}, \tilde{C}^{(t)}, Q_4, K_4, V_4), \end{aligned} \quad (31)$$

where $\xi = \text{NM}_\gamma^\infty$ denotes the norm-max based attention, where the soft-max in the attention is replaced by the norm-max. The parameters $\{(Q_\mu, K_\mu, V_\mu), \mu = 1, 2, 4\}$ for the encoder side cross and self-attention, and the decoder side self-attention remain as in Theorem 2 (that is, $K_1 = Q_1 = K_2 = Q_2 = I_{d+k}^d$, $V_1 = -V_2 = I_{d+k}^{d+1}$ and $Q_4 = K_4 = I_{d+k}^{d+1}$, $V_4 = -I_{d+k}^d$), and the only modification is the (Q_3, K_3, V_3) in the decoder cross-attention for the cluster center update:

- First, we use ℓ_2 -attention in $\mathcal{A}_2^\xi(\tilde{C}^{(t)}, X^{(t+1)}, Q_3, K_3, V_3)$ instead of $\langle \cdot \rangle$ -attention in the cluster center update in Theorem 2.
- Second, we utilize the norm-max attention NM_γ^∞ on the Euclidean distance based attention scores.
- The value projection matrix $V_3 = I_{d+k}^d$ as in Theorem 2. However, the query and key projection matrices Q_3, K_3 are set as $Q_3 = K_3 = I_{d+k}^d + \delta I_{d+k}^{d+1}$, where δ is a large positive constant.

Given this parameter setting, the pre-activation attention scores in decoder cross-attention are given by $\text{DP}(K_3 X^{(t+1)}, Q_3 \tilde{C}^{(t)}) \in \mathbb{R}^{n \times k}$ where the (i, j) -th entry is given as

$$\text{DP}(K_3 X^{(t+1)}, Q_3 \tilde{C}^{(t)})^{ij} = \begin{cases} -\|x_i - c_j^{(t)}\|^2 & \text{if } y_i^{(t+1)} = e_j \text{ (that is, if } x_i \text{ assigned to } j^{\text{th}} \text{ cluster)} \\ -\|x_i - c_j^{(t)}\|^2 - 2\delta & \text{if } y_i^{(t+1)} \neq e_j. \end{cases} \quad (32)$$

Thus, for the j -th cluster (the j -th query), all the instances (keys) assigned to it (that is, $y_i^{(t+1)} = e_j$) get a score corresponding to their negative squared Euclidean distance $\|c_j^{(t)} - x_i\|^2$, while instances (keys) not assigned to this cluster ($y_i^{(t+1)} \neq e_j$) get a really low score $\approx -2\delta$ as δ is a large positive constant.

At this point, the norm-max NM_γ^∞ applied column-wise to $\text{DP}(K_3 X^{(t+1)}, Q_3 \tilde{C}^{(t)})$ effectively selects a column-wise threshold ρ_j^γ that depends on the column and the inverse-temperature γ , and sets all values less than ρ_j^γ to zero, and the per-column non-zero values are given the same positive value such that the column sums to one. That is

$$\text{NM}_\gamma^\infty \left(\text{DP}(K_3 X^{(t+1)}, Q_3 \tilde{C}^{(t)}) \right)^{ij} = \begin{cases} 0 & \text{if } \text{DP}(K_3 X^{(t+1)}, Q_3 \tilde{C}^{(t)})^{ij} < \rho_j^\gamma \\ \frac{1}{|\{i : \text{DP}(K_3 X^{(t+1)}, Q_3 \tilde{C}^{(t)})^{ij} \geq \rho_j^\gamma\}|} & \text{otherwise.} \end{cases} \quad (33)$$

For an appropriately selected $\gamma > 0$, the zeros in column j of $\text{NM}_\gamma^\infty(\text{DP}(K_3 X^{(t+1)}, Q_3 \tilde{C}^{(t)}))$ corresponds to the points not belonging to cluster j , and the outliers (if any) in cluster j , while the non-zero values are all equal and correspond to the inliers. Thus, $\text{NM}_\gamma^\infty(\text{DP}(K_3 X^{(t+1)}, Q_3 \tilde{C}^{(t)}))V_3 X$ will give us the centers of each cluster computed only using the inliers in the corresponding cluster, thus giving us the desired behaviour as in Algorithm 4. This cross-attention update, combined with the self-attention update (as in Theorem 2) gives the desired cluster update in the transformer architecture.

A.5 New clustering algorithms

Here we detail new algorithms we find by making modifications to our general transformer architecture (§2.4, Figure 5).

A.5.1 Another robust clustering algorithm

We can apply the attention mechanism in a different way obtain a kind of robust k -means, where only datapoints in the cluster of a given center affect the new center (as in Lloyd's algorithm), but among such datapoints, those closer to the center have a larger weight in determining the new cluster center than those farther away. That is, we can use a kind of outlier reduction in Lloyd's algorithm.

Given as input $X \in \mathbb{R}^{d \times n}$ and $C^{(0)} \in \mathbb{R}^{d \times k}$, this algorithm maintains

$$\begin{aligned} C^{(t)} &\in \mathbb{R}^{d \times k} \\ X^{(t)} &= \begin{bmatrix} \ell(X) \\ Y^{(t)} \\ \hat{Y}^{(t)} \end{bmatrix} \in \mathbb{R}^{(d+2k+2) \times n} \text{ with } Y^{(t)} = Y(C^{(t-1)}, X), \hat{Y}^{(t)} = \text{DP}(C^{(t-1)}, X) + \delta Y^{(t)} \text{ for large } \delta > 0 \\ \tilde{C}^{(t)} &= \begin{bmatrix} \ell(C^{(t)}) \\ I_k \\ I_k \end{bmatrix} \in \mathbb{R}^{(d+2k+2) \times n}, \text{ with } C^{(t)} = X \sigma_\xi((\hat{Y}^{(t)})^\top), \end{aligned} \quad (34)$$

where σ_ξ could be σ_γ , sparse-max [25], σ_{lin} or some other map taking \hat{Y} to $\Delta_n \triangleq \{y \in \mathbb{R}^n \mid y \geq 0, \mathbf{1}_n^\top y = 1\}$. The attention mechanism will use inner products, so a neural network \mathcal{N} using quadratic activations to update $\ell(C^{(t)})$ will be needed as well (see §A.2.2).

Let $\sigma_I()$ denote the identity, so $\sigma_I(x) = x$ for $x \in \mathbb{R}^n$. Let $\mathcal{A}_{\langle \cdot \rangle}^I$ denote attention using the identity operator.

Let \mathcal{T}_i denote a triple of square matrices Q_i, K_i, V_i of appropriate size. One round will be implemented as:

$$\begin{aligned} X^{(t+1/2)} &\leftarrow X^{(t)} + \mathcal{A}_{\langle \cdot \rangle}(X^{(t)}, \tilde{C}^{(t)}, \mathcal{T}_1) + \mathcal{A}_{\langle \cdot \rangle}(X^{(t)}, X^{(t)}, \mathcal{T}_2) \\ X^{(t+1)} &\leftarrow X^{(t+1/2)} + \mathcal{A}_{\langle \cdot \rangle}^I(X^{(t+1/2)}, \tilde{C}^{(t)}, \mathcal{T}_3) \\ \tilde{C}^{(t+1/2)} &\leftarrow \tilde{C}^{(t)} + \mathcal{A}_{\langle \cdot \rangle}^\xi(\tilde{C}^{(t)}, X^{(t+1)}, \mathcal{T}_4) + \mathcal{A}_{\langle \cdot \rangle}(\tilde{C}^{(t)}, \tilde{C}^{(t)}, \mathcal{T}_5) \\ \tilde{C}^{(t+1)} &\leftarrow \tilde{C}^{(t+1/2)} + \mathcal{N}(C^{(t+1/2)}) \end{aligned}$$

such that the output of the T -th transformer layer exactly matches the behavior described above. In particular, with $d' = d + 2$ (note that $\ell(X) \in \mathbb{R}^{d' \times n}$ and $\ell(C^{(t)}) \in \mathbb{R}^{d' \times k}$), we have

$$\begin{aligned} X^{(t+1/2)} - X^{(t)} &= \mathcal{A}_{\langle \cdot \rangle}(X^{(t)}, \tilde{C}^{(t)}, I_{d'+2k}^{d'}, \pi_{d'+2k}^{d'}, I_{d'+2k}^{d'+1:d'+k}) + \mathcal{A}_{\langle \cdot \rangle}(X^{(t)}, X^{(t)}, I_{d'+2k}^{d'}, \pi_{d'+2k}^{d'}, -I_{d'+2k}^{d'+1:d'+k}) \\ &= I_{d'+2k}^{d'+1:d'+k} \begin{bmatrix} \ell(C^{(t)}) \\ I_k \\ I_k \end{bmatrix} \sigma_\infty \left(\begin{bmatrix} \ell(C^{(t)}) \\ I_k \\ I_k \end{bmatrix}^\top I_{d'+2k}^{d'} \pi_{d'+2k}^{d'} \begin{bmatrix} \ell(X) \\ Y^{(t)} \\ \hat{Y}^{(t)} \end{bmatrix} \right) - I_{d'+2k}^{d'+1:d'+k} \begin{bmatrix} \ell(X) \\ Y^{(t)} \\ \hat{Y}^{(t)} \end{bmatrix} \sigma_\infty \left(\begin{bmatrix} \ell(X) \\ Y^{(t)} \\ \hat{Y}^{(t)} \end{bmatrix}^\top I_{d'+2k}^{d'} \pi_{d'+2k}^{d'} \begin{bmatrix} \ell(C^{(t)}) \\ I_k \\ I_k \end{bmatrix} \right) \\ &= \begin{bmatrix} 0_{d' \times k} \\ I_k \\ 0_{k \times k} \end{bmatrix} \sigma_\infty \left(\begin{bmatrix} \ell(C^{(t)}) \\ I_k \\ I_k \end{bmatrix}^\top \begin{bmatrix} \pi_{d'+2k}^{d'} \ell(X) \\ Y^{(t)} \\ \hat{Y}^{(t)} \end{bmatrix} \right) - \begin{bmatrix} 0_{d' \times n} \\ Y^{(t)} \\ \hat{Y}^{(t)} \end{bmatrix} \sigma_\infty \left(\begin{bmatrix} \ell(X) \\ Y^{(t)} \\ \hat{Y}^{(t)} \end{bmatrix}^\top \begin{bmatrix} \pi_{d'+2k}^{d'} \ell(X) \\ Y^{(t)} \\ \hat{Y}^{(t)} \end{bmatrix} \right) \\ &= \begin{bmatrix} 0_{d' \times k} \\ I_k \\ 0_{k \times k} \end{bmatrix} \sigma_\infty(\ell(C^{(t)})^\top \pi_{d'+2k}^{d'} \ell(X)) - \begin{bmatrix} 0_{d' \times n} \\ Y^{(t)} \\ \hat{Y}^{(t)} \end{bmatrix} \sigma_\infty(\ell(X)^\top \pi_{d'+2k}^{d'} \ell(X)) \\ &= \begin{bmatrix} 0_{d' \times k} \\ I_k \\ 0_{k \times k} \end{bmatrix} Y(C^{(t)}, X) - \begin{bmatrix} 0_{d' \times n} \\ Y^{(t)} \\ \hat{Y}^{(t)} \end{bmatrix} I_n \quad \text{using Lemma 2, and } Y(X, X) = I_n \\ &= \begin{bmatrix} 0_{d' \times n} \\ Y(C^{(t)}, X) - Y^{(t)} \\ -\hat{Y}^{(t)} \end{bmatrix}, \end{aligned}$$

$$\text{so that } X^{(t+1/2)} = X^{(t)} + \begin{bmatrix} 0_{d' \times n} \\ Y(C^{(t)}, X) - Y^{(t)} \\ -\hat{Y}^{(t)} \end{bmatrix} = \begin{bmatrix} \ell(X) \\ Y(C^{(t)}, X) \\ 0_{k \times n} \end{bmatrix}.$$

We now compute $X^{(t+1)}$ as:

$$\begin{aligned} X^{(t+1)} - X^{(t+1/2)} &= \mathcal{A}_{\langle \cdot \rangle}^I(X^{(t+1/2)}, \tilde{C}^{(t)}, I_{d'+2k}^{d'+k}, \begin{bmatrix} \pi_{d'+2k}^{d'} & 0_{d' \times 2k} \\ 0_{2k \times d'} & \delta I_{2k} \end{bmatrix}, I_{d'+2k}^{d'+k+1:d'}) \\ &= I_{d'+2k}^{d'+k+1:d'} \begin{bmatrix} \ell(C^{(t)}) \\ I_k \\ I_k \end{bmatrix} \sigma_I \left(\begin{bmatrix} \ell(C^{(t)}) \\ I_k \\ I_k \end{bmatrix}^\top I_{d'+2k}^{d'+k} \begin{bmatrix} \pi_{d'+2k}^{d'} & 0_{d' \times 2k} \\ 0_{2k \times d'} & \delta I_{2k} \end{bmatrix} \begin{bmatrix} \ell(X) \\ Y(C^{(t)}, X) \\ 0_{k \times n} \end{bmatrix} \right) \\ &= \begin{bmatrix} 0_{k \times k} \\ 0_{k \times k} \\ I_k \end{bmatrix} \sigma_I \left(\begin{bmatrix} \ell(C^{(t)}) \\ \delta I_k \\ 0_{k \times k} \end{bmatrix}^\top \begin{bmatrix} \pi_{d'+2k}^{d'} \ell(X) \\ Y(C^{(t)}, X) \\ 0_{k \times n} \end{bmatrix} \right) \end{aligned}$$

Algorithm 5 Robust k -means

```

1 Input: Instances  $S = \{x_i \in \mathbb{R}^d, i \in [n]\}$ 
2 Input: Initial centers  $\{c_j^{(0)} \in S, j \in [k]\}$ 
3 for  $t = 1, \dots, T$  do
    // Assign points to clusters
4    $\forall i \in [n], a_i^{(t)} \leftarrow \arg \min_{j \in [k]} \|x_i - c_j^{(t-1)}\|^2$ 
5   for  $j = 1, \dots, k$  do
    // Weigh points assigned to cluster
6    $\forall i \in [n] : a_i^{(t)} = j, w_{ij} \leftarrow -\|x_i - c_j^{(t)}\|^2$ 
    // Normalize weights
7    $\{\hat{w}_{ij}, i \in [n], a_i^{(t)} = j\} \leftarrow \text{NAct}(\{w_{ij}, i \in [n], a_i^{(t)} = j\})$ 
    // Compute weighted center
8    $c_j^{(t+1)} \leftarrow \sum_{i: a_i^{(t)} = j} \hat{w}_{ij} x_i$ 
9 return  $\{c_j^{(T)}, j \in [k]\}$ 

```

$$\begin{aligned}
&= \begin{bmatrix} 0_{k \times k} \\ 0_{k \times k} \\ I_k \end{bmatrix} \sigma_I \left(\ell(C^{(t)})^\top \pi_{d'}^{d'} \ell(X) + \delta Y(C^{(t)}, X) \right) \\
&= \begin{bmatrix} 0_{k \times k} \\ 0_{k \times k} \\ \text{DP}(C^{(t)}, X) + \delta Y(C^{(t)}, X) \end{bmatrix},
\end{aligned}$$

so that $X^{(t+1)} = X^{(t+1/2)} + \begin{bmatrix} 0_{k \times k} \\ 0_{k \times k} \\ \text{DP}(C^{(t)}, X) + \delta Y(C^{(t)}, X) \end{bmatrix}$, yielding $X^{(t+1)}$ as described in equation (34).

To compute $\tilde{C}^{(t+1)}$, we first compute $\tilde{C}^{(t+1/2)}$ as in equation (35),

$$\begin{aligned}
&\tilde{C}^{(t+1/2)} - \tilde{C}^{(t)} \\
&= \mathcal{A}_{\langle \cdot, \cdot \rangle}^\xi(\tilde{C}^{(t)}, X^{(t+1)}, I_{d'+2k}^{d'+k+1}, I_{d'+2k}^{d'+k+1}, I_{d'+2k}^{d'+k+1}) + \mathcal{A}_{\langle \cdot, \cdot \rangle}(\tilde{C}^{(t)}, \tilde{C}^{(t)}, I_{d'+2k}^{d'+k+1}, I_{d'+2k}^{d'+k+1}, -I_{d'+2k}^{d'+k+1}) \\
&= I_{d'+2k}^{d'+k+1} X^{(t+1)} \sigma_\xi \left((X^{(t+1)})^\top I_{d'+2k}^{d'+k+1} I_{d'+2k}^{d'+k+1} \tilde{C}^{(t)} \right) - I_{d'+2k}^{d'+k+1} \tilde{C}^{(t+1)} \sigma \left((\tilde{C}^{(t)})^\top I_{d'+2k}^{d'+k+1} I_{d'+2k}^{d'+k+1} \tilde{C}^{(t)} \right) \\
&= \begin{bmatrix} X \\ 0_{(2k+1) \times n} \end{bmatrix} \sigma_\xi((\hat{Y}^{(t+1)})^\top) - \begin{bmatrix} C^{(t)} \\ \tilde{C}_{d+1,*} \\ 0_{(2k+1) \times k} \end{bmatrix} \sigma(I_k) \\
&= \begin{bmatrix} X \sigma_\xi((\hat{Y}^{(t+1)})^\top) - C^{(t)} \\ -\tilde{C}_{d+1,*} \\ 0_{(2k+1) \times k} \end{bmatrix}.
\end{aligned}$$

So we have

$$\tilde{C}^{(t+1/2)} = \tilde{C}^{(t)} + \begin{bmatrix} X \sigma_\xi((\hat{Y}^{(t+1)})^\top) - C^{(t)} \\ -\tilde{C}_{d+1,*} \\ 0_{(2k+1) \times k} \end{bmatrix} = \begin{bmatrix} X \sigma_\xi((\hat{Y}^{(t+1)})^\top) \\ 0_{(2k+2) \times k} \end{bmatrix},$$

as in equation 34. It remains to compute the squared norms of the new cluster centers, which can be done just as for §A.2.2.

This transformer architecture can be also be expressed as an algorithm as shown in Algorithm 5. After the standard cluster assignment step (line 5), each point i assigned to a cluster j is weighed based on its distance to the current center $c_j^{(t)}$ (line 7), and these weights are normalized in line 8 using some form of a normalizing activation (denoted by “NAct”) such as soft-max or sparse-max [25]. Then the new cluster center is $c_j^{(t+1)}$ is obtained by computing a weighted mean of the points assigned to the cluster.

This algorithm is different from the standard Lloyd’s algorithm in that the cluster center is not the exact mean of the assigned points, but rather a weighted mean, with points farther away from the previous center being weighed down. This reduces the effect of outliers assigned to the cluster, thereby making the algorithm more robust than standard Lloyd’s (Algorithm 1). This is different from the trimmed k -means algorithm (Algorithm 4) since trimmed k -means uses a threshold to remove the outliers completely before computing the unweighted mean of the remaining assigned points. This makes the algorithm susceptible to the choice of the threshold, and can be significantly influenced by outliers if the threshold is not appropriately selected (and thus, the outliers are not appropriately removed from consideration). In contrast, this new robust

Algorithm 6 Randomized k -medoids

```
1 Input: Instances  $S = \{x_i \in \mathbb{R}^d, i \in [n]\}$ 
2 Input: Initial centers  $\{c_j^{(0)} \in S, j \in [k]\}$ 
3 Input: Sampling gap  $\delta > 0$ 
4 for  $t = 1, \dots, T$  do
    // Assign points to clusters
5    $\forall i \in [n], a_i^{(t)} \leftarrow \arg \min_{j \in [k]} \|x_i - c_j^{(t-1)}\|^2$ 
    // Sample cluster medoid
6    $\forall j \in [k], c_j^{(t)} \sim \text{Cat}(\{w_{ij}, i \in [n]\})$ 
7   where  $w_{ij} = \frac{\exp(-\|x_i - c_j^{(t-1)}\|^2 - 2\delta \mathbb{I}(a_i^{(t)} \neq j))}{\sum_{i'=1}^n \exp(-\|x_{i'} - c_j^{(t-1)}\|^2 - 2\delta \mathbb{I}(a_{i'}^{(t)} \neq j))}$ 
8 return  $\{c_j^{(T)}, j \in [k]\}$ 
```

algorithm (Algorithm 5) weighs points assigned to the cluster, and thus will weigh an outlier low as it would be far away from its closest cluster center.

While the soft k -means (Algorithm 2) also makes use of weighted means, there is a significant difference between Algorithm 5 and soft k -means — while soft k -means computes a weighted mean of all the points $\{x_i, i \in [n]\}$, Algorithm 5 computes a weighted mean of points assigned to the cluster $\{x_i, i \in [n], a_i^{(t)} = j\}$, thereby retaining the discrete nature of the standard k -means clustering problem.

In our transformer architecture, the desired behavior is obtained by weighing all points for a given cluster $j \in [n]$ based on the negative squared Euclidean distance and a large additive offset δ for points assigned to this cluster. For a large enough δ , the points not assigned to this cluster will have zero normalized weights, while the normalized weights for the points assigned to the cluster will solely depend on their negative squared Euclidean distance (with no dependence on δ). This is because normalized activations such as soft-max and sparse-max are translation invariant — that is, $\text{NAct}(\{p_i, i \in [m]\}) = \text{NAct}(\{p_i + \delta, i \in [m]\})$ for some m unnormalized weights $\{p_i, i \in [m]\}$ and an additive translation/offset δ .

A.5.2 Randomized medoids clustering

A closely related clustering problem is that of Euclidean k -medoids, defined as:

$$\min_{c_1, \dots, c_k \in X} \sum_{i=1}^n \min_{j=1, \dots, k} \|x_i - c_j\|^2, \quad (35)$$

where it differs from the Euclidean k -means clustering problem in equation (3) in that it requires the cluster centers $c_j, j = 1, \dots, k$ to be actual points in the set X . A critical difference between the Lloyd’s style alternating optimization and other existing k -medoids algorithms (such as PAM [30]) is that, while the alternating algorithm selects candidates for a cluster medoid update from within the cluster, PAM allows the selection of candidates for cluster medoid update from outside the cluster. We will instantiate this behaviour in our transformer architecture as follows:

Continuing with the transformer updates as considered in Theorem 2

$$\begin{aligned} X^{(t+1)} &\leftarrow X^{(t)} + \mathcal{A}_2(X^{(t)}, \tilde{C}^{(t)}, Q_1, K_1, V_1) + \mathcal{A}_2(X^{(t)}, X^{(t)}, Q_2, K_2, V_2) \\ \tilde{C}^{(t+1)} &\leftarrow \tilde{C}^{(t)} + \mathcal{A}_2^\xi(\tilde{C}^{(t)}, X^{(t+1)}, Q_3, K_3, V_3) + \mathcal{A}_{(\cdot)}(\tilde{C}^{(t)}, \tilde{C}^{(t)}, Q_4, K_4, V_4), \end{aligned} \quad (36)$$

where we will discuss the cross-attention activation ξ in the sequel, and the parameters $\{(Q_\mu, K_\mu, V_\mu), \mu = 1, 2, 4\}$ for the encoder side cross and self-attention, and the decoder side self-attention remain as in Theorem 2 (that is, $K_1 = Q_1 = K_2 = Q_2 = I_{d+k}^d$, $V_1 = -V_2 = I_{d+k}^{d+1}$ and $Q_4 = K_4 = I_{d+k}^{d+1}$, $V_4 = -I_{d+k}^d$), and the (Q_3, K_3, V_3) parameters in the decoder cross-attention for the cluster center update are set as in §A.4 (that is, $V_3 = I_{d+k}^d$, $Q_3 = K_3 = I_{d+k}^d + \delta I_{d+k}^{d+1}$, where δ is a positive constant).

Given this parameter setting, the pre-activation attention scores in decoder cross-attention are given by $\text{DP}(K_3 X^{(t+1)}, Q_3 \tilde{C}^{(t)}) \in \mathbb{R}^{n \times k}$ where the (i, j) -th entry is given as

$$\text{DP}(K_3 X^{(t+1)}, Q_3 \tilde{C}^{(t)})^{ij} = \begin{cases} -\|x_i - c_j^{(t)}\|^2 & \text{if } y_i^{(t+1)} = e_j \text{ (that is, if } x_i \text{ assigned to } j^{\text{th}} \text{ cluster)} \\ -\|x_i - c_j^{(t)}\|^2 - 2\delta & \text{if } y_i^{(t+1)} \neq e_j. \end{cases} \quad (37)$$

Thus, for the j -th cluster (the j -th query), all the instances (keys) assigned to it (that is, $y_i^{(t+1)} = e_j$) get a score corresponding to their negative squared Euclidean distance $\|c_j^{(t)} - x_i\|^2$, while instances (keys) not assigned to this cluster ($y_i^{(t+1)} \neq e_j$) get their scores (the negative squared Euclidean distances) shifted by 2δ . This is very similar to the pre-activation attention score matrix used in §A.4 for the trimmed k -means algorithm; the main difference is that we do not require δ to be a large positive value here. Instead, the positive constant $\delta \geq 0$ serves as a user-specified parameter that allows us to create a separation between points assigned to the cluster, and points assigned to other clusters.

If we treat these pre-activation scores $\text{DP}(K_3 X^{(t+1)}, Q_3 \tilde{C}^{(t)})^{ij}$ as the logarithm of the unnormalized probability of sampling point i for cluster j , we can utilize the Gumbel-soft-max activation [22] to sample a point $i \in [n]$ from this categorical distribution for each of the cluster $j \in [k]$. This is performed as follows for any cluster $j \in [k]$ given a Gumbel-soft-max temperature parameter $\lambda > 0$:

- Obtain n samples $g_{ij} \sim \text{Gumbel}(0, 1)$ for $i \in [n]$.
- Compute the i -th entry of the n -dimensional vector $p_j \in \mathbb{R}^n$ as

$$p_j^i = \frac{\exp((\text{DP}(K_3 X^{(t+1)}, Q_3 \tilde{C}^{(t)})^{ij} + g_{ij})/\lambda)}{\sum_{i' \in [n]} \exp((\text{DP}(K_3 X^{(t+1)}, Q_3 \tilde{C}^{(t)})^{i'j} + g_{i'j})/\lambda)} \quad (38)$$

for each $i \in [n]$, giving us a n dimensional vector p_j from the $(n - 1)$ -dimensional simplex.

As the temperature $\lambda \rightarrow 0$, p_j becomes a one-hot vector, and Xp_j serves as a sample from the categorical distribution defined in Algorithm 6, line 6-7 for the j -th cluster.

Thus, with $\xi = \text{GSM}^\lambda$ as the Gumbel-soft-max activation (with the temperature $\lambda \rightarrow 0$), applied column-wise to the $\text{DP}(K_3 X^{(t+1)}, Q_3 \tilde{C}^{(t)})$ matrix, we get the Gumbel-soft-max attention or GSMA. Each column in the resulting matrix $\text{GSM}^0(\text{DP}(K_3 X^{(t+1)}, Q_3 \tilde{C}^{(t)}))$ corresponds to a sample (in the form of a one-hot n -dimensional vector) from the per-cluster categorical distribution described in Algorithm 6, lines 6-7, with the positive parameter δ controlling how much we are allowed to sample from outside of the cluster. Thus, the cross-attention update for the cluster medoids is given as follows:

$$\begin{aligned} \mathcal{A}_2^\xi(\tilde{C}^{(t)}, X^{(t+1)}, Q_3, K_3, V_3) &= V_3 X^{(t+1)} \text{GSM}^0(\text{DP}(K_3 X^{(t+1)}, Q_3 \tilde{C}^{(t)})) \\ &= \begin{bmatrix} X \\ 0_{k \times n} \end{bmatrix} \text{GSM}^0(\text{DP}(K_3 X^{(t+1)}, Q_3 \tilde{C}^{(t)})), \\ &= \begin{bmatrix} X \\ 0_{k \times n} \end{bmatrix} [p_1; p_2; \dots; p_k] = \begin{bmatrix} C^{(t+1)} \\ 0_{k \times k} \end{bmatrix} \end{aligned}$$

thus each updated cluster mediod candidate is an actual point, sampled as per the specified categorical distribution. The self-attention update along with the residual connection handles the resetting of the cluster medoid candidates as discussed previously for other clustering algorithms. This transformer architecture is thus equivalent to a novel randomized k -medoids algorithm presented in Algorithm 6.

Note that, if it is possible to modify the medoid sampling distribution in our Gumbel-softmax in the forward pass (i.e., as in Tiwari et al. [40]), we obtain a competitive k -medoids algorithm instantiated within our transformer architecture. However, we leave this investigation for future work.