



The Scotogenic Model with Two Inert Doublets: Parameters Space and Electroweak Precision Tests

Abdelrahman AbuSiam ^{1,*} and Amine Ahriche ^{1,†}

¹*Department of Applied Physics and Astronomy,
University of Sharjah, P.O. Box 27272 Sharjah, UAE.*

In this work, we study a scotogenic extension of the Standard Model featuring two inert scalar doublets and three singlet Majorana fermions, where neutrino masses are generated radiatively at one loop. The lightest among the Majorana fermions and neutral scalars can serve as dark matter candidates. We explore the parameter space, considering theoretical constraints (perturbativity, unitarity, vacuum stability) and experimental limits (lepton flavor violation, Higgs measurements, electroweak precision observables). Our analysis identifies regions where sizable Yukawa couplings naturally arise due to constructive interference in the scalar sector. Additionally, we estimate the oblique parameters, finding that only ΔT is sensitive to charged mass splittings, while ΔS and ΔU remain small across the viable parameter space. However, 60% of the viable parameter space is excluded by the recent CMS measurement of the W boson mass, since the shift ΔM_W depends on the oblique parameters, particularly ΔT that is sensitive to scalar mass splittings.

I. INTRODUCTION

The Standard Model (SM) of particle physics has been an exceptionally successful framework for describing fundamental particles and their interactions with remarkable accuracy. Despite its achievements, the SM remains incomplete, as it fails to address several critical questions. Among these are the origin of non-zero neutrino masses and the nature of dark matter (DM), which constitutes a significant fraction of the universe's energy density. These unresolved issues underscore the necessity for new physics (NP) beyond the SM.

Several SM extensions have been proposed to address these shortcomings by introducing new particles, symmetries, or interactions. A particularly compelling framework that simultaneously explains neutrino masses and DM is the scotogenic model, originally proposed by E. Ma [1]. This model generates neutrino masses radiatively at one loop level while naturally providing stable DM candidates, achieved through new scalar and fermionic degrees of freedom (dof's) stabilized by a discrete \mathbb{Z}_2 symmetry. Over the years, many variants of the scotogenic model have emerged, some include additional scalar singlets stabilized by global $\mathbb{Z}_4/\mathbb{Z}_2$ symmetries [2], while others extend the particle content by introducing n_η inert doublets and n_N singlet Majorana fermions [3]. More elaborate constructions explore scale-invariant versions [4–6], scalar singlet extensions [7], or embed seesaw mechanisms such as scoto-seesaw [8, 9]. Other variations include gauged $U(1)_{L_\mu-L_\tau}$ symmetries [10], flavor dependent models [11, 12], radiative Dirac neutrinos [13], and composite Higgs implementations [14].

In this work, we consider a variant of the scotogenic model where the SM is extended by three singlet Majorana fermions N_i ($i = 1, 2, 3$) and two inert scalar doublets $\Phi_{1,2}$ [15]. All new fields are odd under a discrete \mathbb{Z}_2 symmetry, which forbids tree-level neutrino mass terms while ensuring the stability of the lightest \mathbb{Z}_2 -odd particle as a viable dark matter candidate. To establish the model's viability, its predictions must remain consistent with precision experimental data. In particular, electroweak precision tests (EWPT) provide stringent constraints on new physics through the oblique parameters S , T , and U [16]. These parameters capture the effects of new fields on gauge boson propagators via loop corrections. Our extended scalar sector introduces mass splittings and mixing between charged and neutral states, which can significantly influence these oblique parameters.

Here, we will confront the parameter space allowed by different theoretical and experimental constraints with the requirements from oblique parameter bounds. This paper is organized as follows: In Section II, we present

*Electronic address: u23101998@sharjah.ac.ae

†Electronic address: ahriche@sharjah.ac.ae

the model and review the relevant constraints. Section III derives the contributions to the oblique parameters in our framework. Section IV presents the numerical analysis of our parameter scan. Finally, we conclude in Section V with a summary of our findings and their implications.

II. MODEL: NEUTRINO MASS & CONSTRAINTS

In the Lagrangian, we introduce three singlet Majorana fermions N_i ($i = 1, 2, 3$) and two inert scalar doublets $\Phi_{1,2}$. Explicitly, the relevant parts of the Lagrangian is given by [15]

$$\mathcal{L} \supset \bar{L}_\alpha \cdot \epsilon \cdot (h_{\alpha,k} \Phi_1 + h_{\alpha,k+3} \Phi_2) N_k + \frac{1}{2} \bar{N}_k^C M_k N_k + \text{h.c.}, \quad (1)$$

where $\epsilon = i\sigma_2$, $h_{\alpha,k}$ represent the Yukawa couplings linking leptons, scalars, and fermions, and M_k denote the Majorana masses of the singlet fermions.

The neutrino mass is generated radiatively via the Yukawa interactions through 12 distinct one loop diagrams.

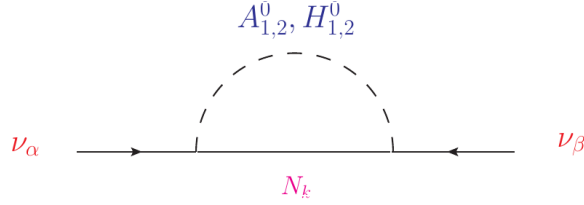


FIG. 1: The 12 Feynman diagrams responsible for neutrino mass generation.

The resulting neutrino mass matrix elements are given explicitly by:

$$m_{\alpha\beta}^{(\nu)} = \sum_{k=1}^3 \sum_{j=1}^2 M_k \left[g_{\alpha k}^{(j)} g_{\beta k}^{(j)} \mathcal{F} \left(\frac{m_{H_j^0}}{M_k} \right) - f_{\alpha k}^{(j)} f_{\beta k}^{(j)} \mathcal{F} \left(\frac{m_{A_j^0}}{M_k} \right) \right], \quad (2)$$

$$g_{\alpha k}^{(1)} = c_H h_{\alpha,k} + s_H h_{\alpha,k+3}, \quad g_{\alpha k}^{(2)} = -s_H h_{\alpha,k} + c_H h_{\alpha,k+3},$$

$$f_{\alpha k}^{(1)} = c_A h_{\alpha,k} + s_A h_{\alpha,k+3}, \quad f_{\alpha k}^{(2)} = -s_A h_{\alpha,k} + c_A h_{\alpha,k+3},$$

where the loop function is defined as $\mathcal{F}(x) = \frac{x^2 \log x}{8\pi^2(x^2-1)}$. Here, $H_{1,2}^0$ and $A_{1,2}^0$ represent the CP-even and CP-odd eigenstates of the neutral part of the doublets $\Phi_{1,2}$. The scalar dof's in the doublets $\Phi_{1,2}$ consist of 2 CP-even scalars $S_{1,2}^0 \xrightarrow{\theta_H} H_{1,2}^0$, 2 CP-odd scalars $Q_{1,2}^0 \xrightarrow{\theta_A} A_{1,2}^0$, and 2 charged scalars $S_{1,2}^\pm \xrightarrow{\theta_C} H_{1,2}^\pm$ where the mass eigenstates are obtained via the rotation with the angles $\theta_{H,A,C}$. The effective couplings, $g_{\alpha k}^{(j)}$ and $f_{\alpha k}^{(j)}$, emerge as combinations of the fundamental Yukawa couplings $h_{a,k}$ and the scalar mixing angles θ_H and θ_A . These angles characterize the mass eigenstates arising from mixing among the scalar fields.

Theoretical Bounds: the model parameter space must respect many theoretical constraints such as perturbativity, vacuum stability, and unitarity. Perturbativity sets upper limits on couplings, requiring that the scalar quartic couplings and Yukawa interactions remain within perturbative ranges; $|\lambda_i|, |h_{a,k}| \leq 4\pi$. The vacuum stability requires the scalar potential to be bounded from below, imposing positivity conditions on the scalar quartic couplings alongside additional cross-coupling conditions as detailed in [17]. In addition, the unitarity further restricts the strength of scalar self-interactions, ensuring that all scattering amplitudes remain well behaved at high energies. This requirement typically translates into the condition: $|\Lambda_i| < 8\pi$, where Λ_i are the eigenvalues of the high energy amplitude matrix that is estimated for the processes $\phi_i \phi_j \rightarrow \phi_k \phi_l$. Here, ϕ_i refers to all scalars including the Goldstone bosons that replace their corresponding gauge bosons. These constraints are elaborated in details in [15].

Experimental Limits: the model parameter space must also fulfill some experimental constraints such as lepton flavor violating (LFV) processes, negative collider searches, Higgs and gauge bosons observables, in

addition to some cosmological observations such DM observables. The collider searches, especially from LEP-II data, place a lower limit on charged scalar masses, $m_{H^\pm} > 78, \text{GeV}$ [18]; and the precision measurements of Higgs decay channels, such as $h \rightarrow \gamma\gamma$ and $h \rightarrow \gamma Z$, must match experimental results to within approximately 10% of the SM predictions [19]. The cosmological relic abundance and direct detection (in case of scalar DM) experiments constrain the DM candidate in the model. Observations from Planck set the DM relic density $\Omega h^2 \approx 0.12$, with stringent limits from direct detection experiments shaping the viable parameter space further [20]. However, in this setup we have two possible candidate, fermionic DM (N_1) or scalar DM (the lightest among H_1^0 and A_1^0). Here, we will not consider the constraints from DM in our analysis since it deserves an independent analysis [21]. This model is also a subject of constraints from LFV processes, particularly the decay $\mu \rightarrow e\gamma$, tightly restrict the allowed parameter space. The current experimental bounds set a strong limit, $B(\mu \rightarrow e\gamma) < 4.2 \times 10^{-13}$ [22]. These constraints are discussed in details in [15].

III. THE OBLIQUE PARAMETERS

The oblique parameters S , T , and U originate from radiative corrections to the propagators of the electroweak (EW) gauge bosons and play a central role in constraining NP scenarios. In the SM, the masses of the W and Z bosons are related to the EW gauge couplings g and g' and the Higgs vacuum expectation value v through the relations $m_W = \frac{1}{2}gv$ and $m_Z = \frac{1}{2}v\sqrt{g^2 + g'^2}$. The weak mixing angle θ_W is then defined via $\sin^2 \theta_W = 1 - m_W^2/m_Z^2$. These relations hold at tree level, but are modified once quantum corrections are considered. In particular, the self energy of the gauge boson two-point functions ($\Pi_{XY}(q^2)$ with $X, Y = W, Z, \gamma$) receive contributions from any new field that is charged under the EW interactions. The oblique parameters are defined as [16]

$$S = \frac{4s_W^2 c_W^2}{\alpha} [\Pi'_{ZZ}(0) - \Pi'_{Z\gamma}(0)], \quad T = \frac{1}{\alpha} \frac{\Pi_{WW}(0) - \Pi_{ZZ}(0)}{m_W^2}, \quad U = \frac{4s_W^2}{\alpha} [\Pi'_{WW}(0) - \Pi'_{ZZ}(0)], \quad (3)$$

where $s_W \equiv \sin \theta_W$, $c_W \equiv \cos \theta_W$, α is the fine structure constant, and $\Pi'(0) \equiv d\Pi/dq^2|_{q^2=0}$.

These combinations of gauge bosons self energy capture the leading universal effects of NP that enter through loop corrections to the gauge sector. The parameter S encodes NP effects in the difference between Z and photon self energy, T measures isospin breaking effects and custodial symmetry violation by comparing W and Z self energy at zero momentum. The parameter U accounts for additional momentum dependent contributions, though it is numerically suppressed and often taken to be zero in phenomenological analyses. These parameters are highly constrained by global fits to EWPT, making them a stringent test of any extension to the SM.

In SM extensions featuring additional scalar states that mix with the Higgs after electroweak symmetry breaking, new contributions to the W and Z boson self-energies emerge through their couplings to the gauge bosons. These effects consequently modify the oblique parameters. Our framework does not involve neutral and/or charged singlets, but two inert doublets $\Phi_{1,2}$. The components of these doublets mix among themselves but remain unmixed with the components of the SM Higgs doublet.

The charged sector includes six dof's $\phi_i^+ = \sum_{a=1,3} U_{ia} S_a^+$, where ϕ_i^+ represents the charged components of SM doublet (charged Goldstone) and the inert doublets respectively, and S_a^+ are the mass eigenstates. Then, the matrix U is given by

$$U = \begin{pmatrix} 1 & 0 & 0 \\ 0 & c_C & -s_C \\ 0 & s_C & c_C \end{pmatrix}, \quad (4)$$

with $c_X = \cos \theta_X$, $s_X = \sin \theta_X$. In the neutral sector, we have 6 dof's, i.e., three neutral complex component ϕ_j^0 , all of them are doublets members $\phi_j^0 = \sum_{b=1,6} V_{jb} S_b^0$, where S_b^0 are the mass eigenstates. Then, the matrix

V is given by¹

$$V = \begin{pmatrix} i & 1 & 0 & 0 & 0 & 0 \\ 0 & 0 & c_H & -s_H & ic_A & -is_A \\ 0 & 0 & s_H & c_H & is_A & ic_A \end{pmatrix}. \quad (5)$$

These matrices U and V govern the one loop contributions to the EW gauge bosons self energy. The resulting shifts in the electroweak precision observables (EWPOs) are estimated in a general SM extension by doublets, charged and neutral singlets in [16, 23]. The oblique parameters ΔT , ΔS , and ΔU are given by

$$\begin{aligned} \Delta T &= \frac{1}{16\pi s_W^2 m_W^2} \left\{ \sum_{a=2}^n \sum_{b=2}^m |(U^\dagger V)_{ab}|^2 F(m_{S_a^+}^2, m_{S_b^0}^2) - \sum_{2 \leq b < b' \leq m} |\Im(V^\dagger V)_{bb'}|^2 F(m_{S_b^0}^2, m_{S_{b'}^0}^2) \right\}, \\ \Delta S &= \frac{1}{24\pi} \left\{ (2s_W^2 - 1)^2 \sum_{a=2}^n G(m_{S_a^+}^2, m_{S_a^+}^2, m_Z^2) + \sum_{2 \leq b < b' \leq m} \Im(V^\dagger V)_{bb'}^2 G(m_{S_b^0}^2, m_{S_{b'}^0}^2, m_Z^2) \right. \\ &\quad \left. - 2 \sum_{a=2}^n \log m_{S_a^+}^2 + \sum_{b=2}^m \log m_{S_b^0}^2 \right\}, \\ \Delta U &= \frac{1}{24\pi} \left\{ \sum_{a=2}^n \sum_{b=2}^m |(U^\dagger V)_{ab}|^2 G(m_{S_a^+}^2, m_{S_b^0}^2, m_W^2) - 2(2s_W^2 - 1) \sum_{a=2}^n G(m_{S_a^+}^2, m_{S_a^+}^2, m_Z^2) \right. \\ &\quad \left. + \sum_{2 \leq b < b' \leq m} \Im(V^\dagger V)_{bb'}^2 G(m_{S_b^0}^2, m_{S_{b'}^0}^2, m_Z^2) \right\}, \end{aligned} \quad (6)$$

where $F(x, y)$ and $G(x, y, Q^2)$ are standard two-point functions [23].

By considering the mixing matrices (4) and (5), the oblique parameters formulas (6) are written in our model as

$$\begin{aligned} \Delta T &= \frac{1}{16\pi s_W^2 m_W^2} \left\{ c_{C-H}^2 F(m_{H_1^+}^2, m_{H_1^0}^2) + s_{C-H}^2 F(m_{H_1^+}^2, m_{H_2^0}^2) + c_{C-A}^2 F(m_{H_1^+}^2, m_{A_1^0}^2) + s_{C-A}^2 F(m_{H_1^+}^2, m_{A_2^0}^2) \right. \\ &\quad + s_{C-H}^2 F(m_{H_2^+}^2, m_{H_1^0}^2) + c_{C-H}^2 F(m_{H_2^+}^2, m_{H_2^0}^2) + s_{C-A}^2 F(m_{H_2^+}^2, m_{A_1^0}^2) + c_{C-A}^2 F(m_{H_2^+}^2, m_{A_2^0}^2) \\ &\quad \left. - c_{A-H}^2 F(m_{H_1^0}^2, m_{A_1^0}^2) - s_{A-H}^2 F(m_{H_1^0}^2, m_{A_2^0}^2) - s_{A-H}^2 F(m_{H_2^0}^2, m_{A_1^0}^2) - c_{A-H}^2 F(m_{H_2^0}^2, m_{A_2^0}^2) \right\}, \end{aligned} \quad (7)$$

$$\begin{aligned} \Delta S &= \frac{1}{24\pi} \left\{ (2s_W^2 - 1)^2 \left[G(m_{H_1^+}^2, m_{H_1^+}^2, m_Z^2) + G(m_{H_2^+}^2, m_{H_2^+}^2, m_Z^2) \right] + c_{A-H}^2 G(m_{H_1^0}^2, m_{A_1^0}^2, m_Z^2) \right. \\ &\quad + s_{A-H}^2 G(m_{H_1^0}^2, m_{A_2^0}^2, m_Z^2) + s_{A-H}^2 G(m_{H_2^0}^2, m_{A_1^0}^2, m_Z^2) + c_{A-H}^2 G(m_{H_2^0}^2, m_{A_2^0}^2, m_Z^2) \\ &\quad \left. + \log \frac{m_{H_1^0}^2}{m_{H_1^+}^2} + \log \frac{m_{H_2^0}^2}{m_{H_2^+}^2} + \log \frac{m_{A_1^0}^2}{m_{H_1^+}^2} + \log \frac{m_{A_2^0}^2}{m_{H_2^+}^2} \right\}, \end{aligned} \quad (8)$$

$$\begin{aligned} \Delta U &= \frac{1}{24\pi} \left\{ -2(2s_W^2 - 1) \left[G(m_{H_1^+}^2, m_{H_1^+}^2, m_Z^2) + G(m_{H_2^+}^2, m_{H_2^+}^2, m_Z^2) \right] + c_{C-H}^2 G(m_{H_1^+}^2, m_{H_1^0}^2, m_W^2) \right. \\ &\quad + s_{C-H}^2 G(m_{H_1^+}^2, m_{H_2^0}^2, m_W^2) + s_{C-A}^2 G(m_{H_2^+}^2, m_{A_1^0}^2, m_W^2) + c_{C-A}^2 G(m_{H_2^+}^2, m_{A_2^0}^2, m_W^2) + c_{A-H}^2 G(m_{H_1^0}^2, m_{A_1^0}^2, m_Z^2) \\ &\quad + s_{A-H}^2 G(m_{H_1^0}^2, m_{A_2^0}^2, m_Z^2) + s_{A-H}^2 G(m_{H_2^0}^2, m_{A_1^0}^2, m_Z^2) + c_{A-H}^2 G(m_{H_2^0}^2, m_{A_2^0}^2, m_Z^2) + c_{C-H}^2 G(m_{H_2^+}^2, m_{H_2^0}^2, m_W^2) \\ &\quad \left. + s_{C-H}^2 G(m_{H_2^+}^2, m_{H_1^0}^2, m_W^2) + c_{C-A}^2 G(m_{H_1^+}^2, m_{A_1^0}^2, m_W^2) + s_{C-A}^2 G(m_{H_1^+}^2, m_{A_2^0}^2, m_W^2) \right\}, \end{aligned} \quad (9)$$

with $c_{a-b} = \cos(\theta_a - \theta_b)$ and $s_{a-b} = \sin(\theta_a - \theta_b)$, with $a, b = H, A, C$.

The formulas (7), (8) and (9) represent the one loop contributions to the EW observables, that stem from mass splittings and mixing between the charged, CP-even, and CP-odd scalar states. The loop functions F and G quantify how these mass differences affect the self energy of the gauge bosons. The scalar mixing angles enter through combinations such as $\cos(\theta_a - \theta_c)$ and $\sin(\theta_a - \theta_b)$ (with $a, b = H, A, C$), reflecting how the

¹ In both rotations $\phi_i^+ = \sum_{a=1,3} U_{ia} S_a^+$ and $\phi_j^0 = \sum_{b=1,6} V_{jb} S_b^0$, the first eigenstate must correspond to the Goldstone mode.

different scalar sectors are misaligned. These angle differences directly affect the couplings between scalar mass eigenstates and gauge bosons, and thus control the size of the contributions to the oblique parameters. In physical terms, they determine how strongly each scalar pair contributes to loop corrections. When the mixing angles are closely aligned, and the deviations in ΔT and ΔU get smaller. Larger misalignments, on the other hand, typically enhance these effects. As such, the scalar mixing angles play a crucial role in shaping the model's consistency with the EWPOs.

Three years ago, a precision measurement of the W boson mass by the CDF Collaboration yielded $M_W^{\text{CDF}} = 80,433.5 \pm 9.4$ MeV [24]. This result challenged the SM, as it significantly deviated from both the prediction of the global electroweak fit and the average of other M_W measurements [25]. The discrepancy attracted widespread attention, prompting explanations in numerous SM extensions, such as those in [6, 26, 27]. However, recent measurements by CMS [28] report a new value of $M_W^{\text{CMS}} = 80,360.2 \pm 9.9$ MeV, which agrees with SM predictions and sharply contradicts the CDF-II result. Given this alignment, the CMS measurement can be used to constrain the oblique parameters, as the shift in the W boson mass depends on the oblique parameters as [16, 29]

$$\Delta M_W^2 = \frac{\alpha}{c_W^2 - s_W^2} \left(-\frac{1}{2} \Delta S + c_W^2 \Delta T + \frac{c_W^2 - s_W^2}{4s_W^2} \Delta U \right), \quad (10)$$

where α is the electromagnetic fine structure constant at the Z pole.

IV. NUMERICAL RESULTS

In our analysis, we perform a comprehensive numerical scan over the model free parameters, while taking into account all relevant theoretical and experimental constraints discussed above and in [15]. Our focus is on regions of parameter space that makes this model distinguishable with respect the SM or some of its popular extensions such as the inert doublet model [30]. Thus, we focus on the parameter space regions that are important from collider point of view, i.e., low Majorana and scalar masses; and non negligible new Yukawa couplings satisfying $\sum_{ij} |h_{\alpha i}| \geq 10^{-4}$. Our scan is carried out within the following ranges

$$|\omega_{1,2}| < 4\pi, \quad M_1 < 300 \text{ GeV}, \quad m_{H_1^0}, m_{A_1^0} < 500 \text{ GeV}, \quad 78 \text{ GeV} < m_{H_1^\pm} < 500 \text{ GeV}. \quad (11)$$

We consider 5000 benchmark points (BPs) that are in agreement with the constraints mentioned above. These BPs are shown in Fig. 2.

Each panel highlights different correlations among the physical parameters of the model, illustrating how various theoretical and experimental requirements shape the allowed region. The top-left panel shows the squared mixing angles s_H^2 , s_A^2 and s_C^2 , with most viable BPs clustering near the upper-right region, where all three scalar mixings are sizable. The top-right panel displays the hierarchy between the smallest and largest Yukawa couplings, $\min(|h_{\alpha i}|)$ and $\max(|h_{\alpha i}|)$, with the palette indicating the lightest fermion mass M_1 . The majority of the BPs lie well above the diagonal line $\min(|h|) = \max(|h|)$, confirming that a strong Yukawa hierarchy is typical in the allowed parameter space. The bottom-left panel shows the total strength of the Yukawa couplings $\sum_{\alpha i} |h_{\alpha i}|^2$ as a function of M_1 , with the palette corresponds the light charged scalar mass $m_{H_1^\pm}$. The allowed BPs span a wide range in coupling strength, though they are generally more dense around $\sum |h|^2 \sim 10^{-2} - 10^{-1}$, particularly for moderate values of M_1 . In the bottom-right panel, we show the correlation between mass splittings $\delta_{\text{even}} = (m_{H_2^0}^2 - m_{H_1^0}^2)/m_{H_1^0}^2$, $\delta_{\text{odd}} = (m_{A_2^0}^2 - m_{A_1^0}^2)/m_{A_1^0}^2$, and $\delta_{\text{charged}} = (m_{H_2^\pm}^2 - m_{H_1^\pm}^2)/m_{H_1^\pm}^2$. These splittings may play an important role in determining the EWPOs and affect significantly the DM relic density as the coannihilation effect efficient.

In Fig. 3, we present the LFV branching ratios of the decays $\mu \rightarrow e\gamma$, $\tau \rightarrow e\gamma$, and $\tau \rightarrow \mu\gamma$ as functions of the lightest fermion mass M_1 and the light charged scalar mass $m_{H_1^\pm}$. The definitions of the LFV branching ratios are given [4, 15, 31]

In Fig. 3-left, the branching ratio of $\mu \rightarrow e\gamma$ is severely fulfilled as a significant region of the parameter space lies just below the MEG limit of 4.2×10^{-13} , particularly for smaller $m_{H_1^\pm}$ and larger M_1 . However, some BPs

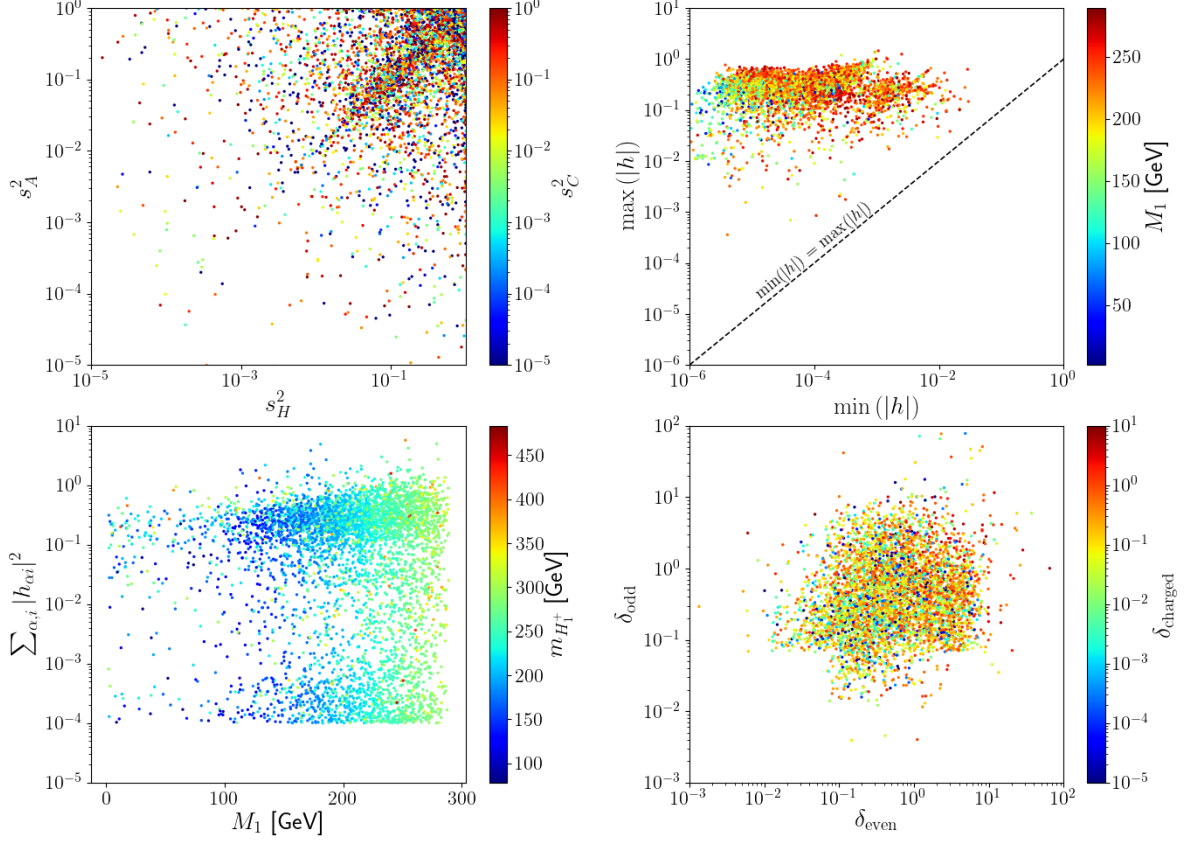


FIG. 2: **Top left:** Squared scalar mixing angles s_H^2 vs. s_A^2 , colored by s_C^2 for the 5000 BPs, that are satisfying all theoretical and experimental constraints mentioned above. **Top right:** The hierarchy between the minimum and maximum absolute values of the new Yukawa couplings, $\min(|h_{\alpha i}|)$ vs. $\max(|h_{\alpha i}|)$, where the palette represents the lightest Majorana mass M_1 . **Bottom left:** The total Yukawa coupling strength $\sum_{\alpha i} |h_{\alpha i}|^2$ vs. M_1 , and the mass of the lighter charged scalar $m_{H_1^\pm}$ shown in the palette. **Bottom right:** The mass splittings between scalar states, δ_{even} vs. δ_{odd} , and δ_{charged} shown in the palette.

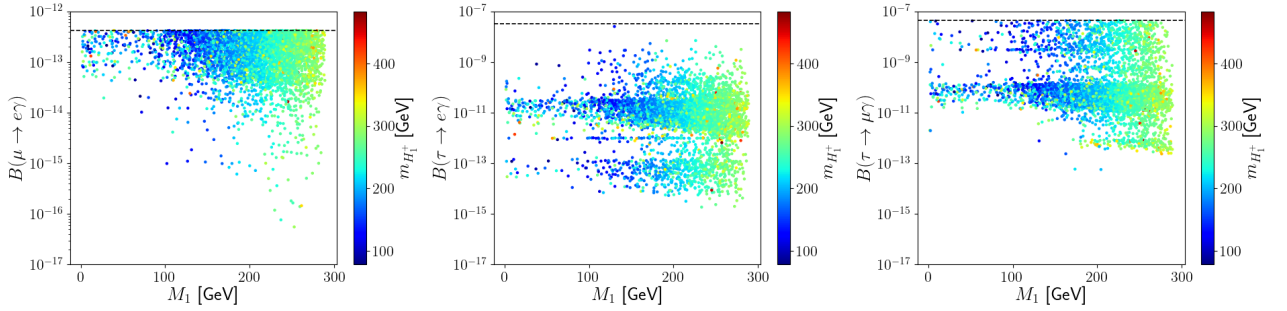


FIG. 3: The LFV branching ratios for the decays $\mu \rightarrow e\gamma$ (right), $\tau \rightarrow e\gamma$ (middle), and $\tau \rightarrow \mu\gamma$ (left) as functions of the lightest fermion mass M_1 , where the light charged scalar mass $m_{H_1^\pm}$ is shown in the palette. The horizontal dashed lines indicate the current experimental upper limits.

do approach this limit, often corresponding to lighter charged scalars or larger Yukawa couplings. This indicates the sensitivity of the process to loop effects from both the scalar and fermion sectors. In contrast, the middle and right panels, corresponding to $\tau \rightarrow e\gamma$ and $\tau \rightarrow \mu\gamma$, show that the LFV branching ratios for tau decays are comfortably below the current experimental bounds of approximately 10^{-8} . The results span several orders of magnitude, typically lying in the range 10^{-13} to 10^{-10} , and exhibit no significant tension with experimental data.

The color variation in all palettes confirms that larger charged scalar masses tend to suppress the LFV

branching ratios, consistent with the expected loop suppression behavior.

Overall, The model comfortably satisfies all LFV bounds over most of the scanned parameter space, particularly when $m_{H_1^\pm} \gtrsim 200$ GeV. The strongest constraint arises from $\mu \rightarrow e\gamma$, which disfavors scenarios with both light $m_{H_1^\pm}$ and large Yukawa couplings.

In our model, the Yukawa couplings are given by [15]

$$h_{3 \times 6} = (U_\nu)_{3 \times 3} \cdot (D_{\sqrt{m_\nu}})_{3 \times 3} \cdot (T)_{3 \times 6} \cdot (D_{(\Lambda'_i)^{-1/2}})_{6 \times 6} \cdot (Q)_{6 \times 6} \quad , \quad (12)$$

with U_ν , T and Q are dimensionless matrices of order of magnitude $O(1)$, $m_\nu \sim O(0.05)$ represents the experimental neutrino mass order of magnitude; and $\Lambda'_i \propto M_i$ are mass dimension parameters that characterize the loop contribution; and it depends on the Majorana, neutral scalar masses and the scalar mixing angles $s_{H,A}$. This means

$$|h| \simeq 2 \times 10^{-6} \times \left(\frac{\min(\Lambda'_i)}{10 \text{ GeV}} \right)^{-1/2}. \quad (13)$$

This shows clearly how do the values of Λ'_i control the new Yukawa couplings magnitude.

In Fig. 4, we show the Yukawa coupling magnitude $|h|$ as a function of the scalar mixing angles s_H^2 and s_A^2 for three scenarios, each evaluated at a almost degenerate Majorana fermions masses $M_i = 100$ GeV, 102 GeV, 105 GeV. We have chosen three sets of the parameters:

$$\begin{aligned} \text{Set A: } & m_{H_1^0} = 110 \text{ GeV}, \quad m_{A_1^0} = 111 \text{ GeV}, \quad m_{H_2^0} = 143 \text{ GeV}, \quad m_{A_2^0} = 145.4 \text{ GeV}, \\ \text{Set B: } & m_{H_1^0} = 150 \text{ GeV}, \quad m_{A_1^0} = 170 \text{ GeV}, \quad m_{H_2^0} = 300 \text{ GeV}, \quad m_{A_2^0} = 374 \text{ GeV}, \\ \text{Set C: } & m_{H_1^0} = 110 \text{ GeV}, \quad m_{A_1^0} = 200 \text{ GeV}, \quad m_{H_2^0} = 330 \text{ GeV}, \quad m_{A_2^0} = 800 \text{ GeV}. \end{aligned} \quad (14)$$

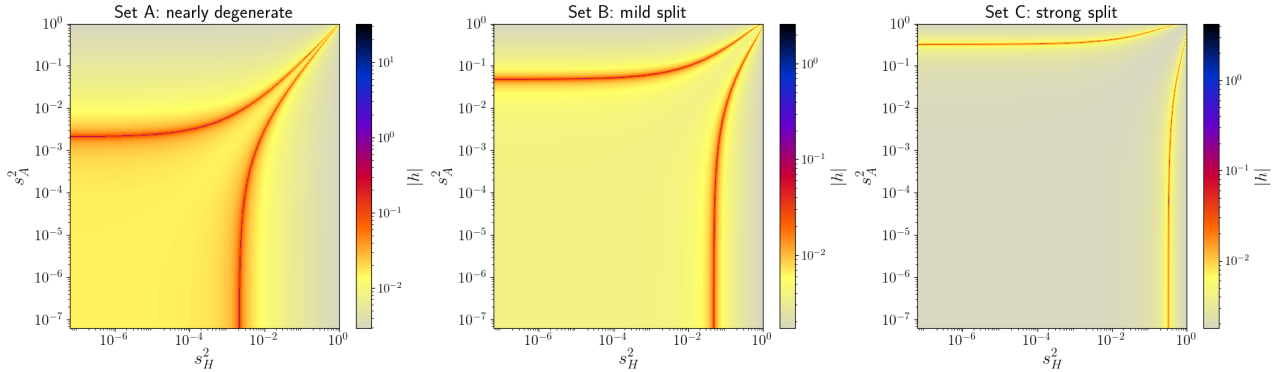


FIG. 4: The palette shows the Yukawa coupling magnitude $|h|$ across the scalar mixing plane (s_H^2, s_A^2) for three different scalar mass spectra, with a color scale indicating the magnitude of $|h|$. **Left (Set A):** nearly degenerate scalars; **Middle (Set B):** mild mass splitting; **Right (Set C):** strong mass splitting. Darker (more intense) regions correspond to larger Yukawa couplings needed to reproduce the observed neutrino masses.

In set **A**, where the neutral scalars are nearly degenerate, the (s_H^2, s_A^2) plane shows sharp resonance ridges. Here, $|h|$ peaks due to the smallness of Λ'_i (inverse proportionality to eigenvalues), amplifying Yukawa couplings. The near-degenerate masses enable coherent loop contributions, maximizing constructive interference. Off the ridges, destructive interference suppresses effects, requiring smaller couplings for the same observables. In set **B**, with moderate mass splittings, the resonance ridges broaden, allowing sizable $|h|$ over a wider mixing range. Constructive interference persists, but the less constrained hierarchy means enhancements occur without fine-tuning. Suppression away from resonances is smoother than in set **A**. In set **C**, the large mass splittings decouple heavy states, pushing resonances to extreme mixing angles ($\min(s_H^2, s_A^2) \gtrsim 0.3$). Maximal $|h|$ requires fine-tuned mixing where light scalars dominate; elsewhere, destructive interference suppresses contributions. The hierarchy inherently limits constructive effects, narrowing the viable parameter space. These results demonstrate that large Yukawa couplings naturally arise along distinct resonance structures, whose shape and location depend

sensitively on both the scalar mass hierarchy and the mixing parameters. The analysis highlights regions of the parameter space where sizable Yukawa couplings can be achieved while remaining consistent with the neutrino mass generation mechanism.

From a phenomenological perspective, the oblique parameters provide a powerful means to probe mass hierarchies and scalar mixing within the extended scotogenic model. Fig. 5 presents scatter plots illustrating the correlations among the oblique parameters ΔS , ΔT , and ΔU , the W mass shift and the χ^2 function. The χ^2 function is given by

$$\chi^2 = \left(\frac{\Delta S + 0.04}{0.10} \right)^2 + \left(\frac{\Delta T - 0.01}{0.12} \right)^2 + \left(\frac{\Delta U + 0.01}{0.09} \right)^2, \quad (15)$$

where the central values and uncertainties are given in PDG [32]. Here, we restrict our scan within $1 - \sigma$ level, i.e., $\chi^2 < 3.53$.

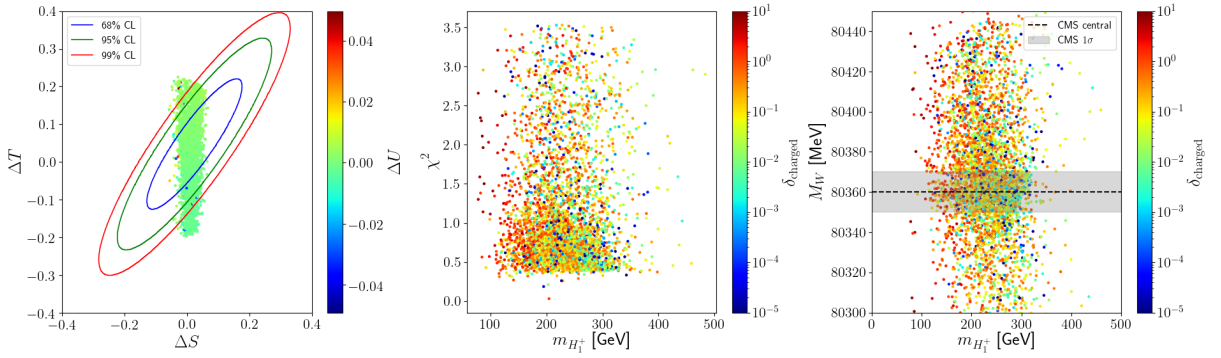


FIG. 5: **Left panel:** The oblique parameters ΔS vs ΔT vs ΔU , with the 68%, 95%, and 99% confidence ellipses from global EW fits. **Middle panel:** EW-fit χ^2 function vs the light charged scalar mass $m_{H_1^\pm}$, where the charged mass splitting $\delta_{charged}$ is shown in the palette. **Right panel:** The predicted W boson mass M_W as a function of the light charged scalar mass $m_{H_1^\pm}$. The palette represents the charged mass splitting parameter $\delta_{charged}$. The CMS central value and its 1σ uncertainty are indicated by the dashed line and the shaded band, respectively.

In Fig. 5-left, we show the oblique parameters for the 5000 BPs used previously. Most BPs lie within the 95% confidence region, indicating that the EW constraints are well respected throughout the parameter space. The spread is mainly vertical, reflecting the sensitivity of ΔT to the mass splittings between charged and neutral scalars. In contrast, the values of ΔS are tightly clustered around zero, since they depend only weakly on the mass splittings, primarily through logarithmic terms. The palette shows that ΔU remains significantly small for the BPS majority, that is consistent with the literature. Fig. 5-center illustrates how does the fit the χ^2 function, depend on both the mass of the lighter charged scalar $m_{H_1^\pm}$ and the charged mass splitting. One notices that low χ^2 values are achievable across a broad range of $m_{H_1^\pm}$ from different charged mass splittings. For relatively large splittings $\delta_{charged} \gtrsim 10^{-1}$, the constraints on χ^2 are still fulfilled but only for light charged scalars $m_{H_1^\pm} \leq 250$ GeV. However, as the charged scalar mass increases ($m_{H_1^\pm} \gtrsim 300$ GeV), the fit becomes difficult; and requires small mass splitting $\delta_{charged} \lesssim 10^{-1}$. This trend reflects the fact that loop contributions to the oblique parameters grow with the overall scalar mass scale, making even small mass splittings more impactful at higher masses. Fig. 5-right shows the correlation between the predicted W boson mass and $m_{H_1^\pm}$, with $\delta_{charged}$ in the palette; compared to the recent CMS measurement, that is indicated by the dashed line and shaded 1σ band. One remarks that the CMS measurement is achievable for any mass range, however, a significant part of the parameter space (60.6% of the BPs) is excluded by the CMS W boson mass measurement.

V. CONCLUSION

In this work, we explore the phenomenology of a scotogenic model extended by two inert scalar doublets and three right-handed Majorana neutrinos. The model generates neutrino masses radiatively and accommodates

sizable Yukawa couplings along with a rich scalar spectrum. We performed a comprehensive numerical scan over the parameter space, incorporating theoretical (perturbativity, unitarity, vacuum stability) and experimental (EWPT, Higgs decays, LFV processes) constraints. Our scan reveals that a wide region of the parameter space remains consistent with LFV bounds. The $\mu \rightarrow e\gamma$ decay imposes the strongest constraints, particularly for light charged scalar masses and large Yukawa couplings. Nevertheless, most viable scenarios satisfy current experimental bounds.

A key result of our analysis is the identification of specific regimes in the scalar mixing plane where radiative neutrino mass generation remains efficient for moderate Majorana and inert masses, without suppressed Yukawa couplings. When the CP-even and CP-odd neutral scalars have small mass splittings, the eigenvalues Λ'_i that appear in the neutrino mass formula get suppressed around a sharp resonant structures in the (s_H^2, s_A^2) plane. Here, large Yukawa couplings $|h|$ emerge due to the $|\Lambda'_i|^{-1/2}$ enhancement, rather than purely from constructive interference. As mass splittings increase, these resonant regions broaden and shift toward maximal mixing, persisting even in hierarchical spectra. This behavior highlights how the scalar sector's structure, governed by the interplay of masses and mixings, naturally enables viable neutrino masses across a wide parameter space. Unlike models requiring extreme fine-tuning or non-perturbative couplings, this mechanism maintains perturbativity while accommodating sizable Yukawas, reinforcing the theoretical viability of the scenario.

The scalar sector extension induces non-negligible one loop contributions to the oblique parameters S , T , and U . Our estimations, incorporating the full scalar mixing structure, demonstrated that the model can satisfy the EWPT bounds, with most allowed points lying within the 95% C.L. region of current global fits. We observe that the ΔS parameter remains small across the parameter space, while ΔT is much more sensitive to the mass splittings between charged and neutral scalars, and that ΔU remains significantly small across the parameter space. Interestingly, we found that large charged mass splitting values are allowed for light charged scalar masses ($m_{H_1^\pm} \lesssim 250$ GeV), while for heavier charged scalars ($m_{H_1^\pm} \gtrsim 300$ GeV), small mass splittings are required to maintain compatibility with the EWPT. This delicate interplay offers a powerful indirect probe of the scalar sector at future precision measurements.

In addition, we have also analyzed the impact of the updated W boson mass measurements. While the earlier CDF-II measurements, that were in tension with the SM, required large oblique parameters, the recent CMS measurements are in a good agreement with the SM predictions. Therefore, this agreement was used here to constraint the oblique parameters, where we found that about 60% of the viable parameter space get excluded by the recent M_W measurement by CMS. Although DM constraints lie beyond the scope of this work, the model naturally supports both fermionic and scalar DM candidates. A comprehensive study of their relic abundance and direct/indirect detection prospects remains an important direction for future research [21].

-
- [1] E. Ma, Phys. Rev. D **73** (2006), 077301 [arXiv:hep-ph/0601225 [hep-ph]]. [I](#)
 - [2] A. Ahrich, A. Jueid and S. Nasri, Phys. Lett. B **814** (2021), 136077 [arXiv:2007.05845 [hep-ph]]. [I](#)
 - [3] P. Escribano, M. Reig and A. Vicente, JHEP **07** (2020), 097 [arXiv:2004.05172 [hep-ph]]. [I](#)
 - [4] A. Ahrich, K. L. McDonald and S. Nasri, JHEP **06** (2016), 182 [arXiv:1604.05569 [hep-ph]]. [I](#), [IV](#)
 - [5] R. Soualah and A. Ahrich, Phys. Rev. D **105** (2022) no.5, 055017 [arXiv:2111.01121 [hep-ph]].
 - [6] A. Ahrich, M. L. Bellile, M. O. Khojali, M. Kumar and A. T. Mulaudzi, Phys. Rev. D **110** (2024) no.1, 015025 [arXiv:2311.08297 [hep-ph]]. [I](#), [III](#)
 - [7] A. Beniwal, J. Herrero-García, N. Leerdam, M. White and A. G. Williams, JHEP **21** (2020), 136 [arXiv:2010.05937 [hep-ph]]. [I](#)
 - [8] D. M. Barreiros, F. R. Joaquim, R. Srivastava and J. W. F. Valle, JHEP **04** (2021), 249 [arXiv:2012.05189 [hep-ph]]. [I](#)
 - [9] D. M. Barreiros, H. B. Camara and F. R. Joaquim, JHEP **08** (2022), 030 [arXiv:2204.13605 [hep-ph]]. [I](#)
 - [10] Z.-L. Han, R. Ding, S.-J. Lin, and B. Zhu, Eur. Phys. J. C **79** (2019) 1007, arXiv:1908.07192 [hep-ph]. [I](#)
 - [11] C. H. Chen and T. Nomura, JHEP **10** (2019), 005 [arXiv:1906.10516 [hep-ph]]. [I](#)
 - [12] Z. L. Han and W. Wang, Eur. Phys. J. C **79** (2019) no.6, 522 [arXiv:1901.07798 [hep-ph]]. [I](#)
 - [13] W. Wang, R. Wang, Z. L. Han and J. Z. Han, Eur. Phys. J. C **77** (2017) no.12, 889 [arXiv:1705.00414 [hep-ph]]. [I](#)
 - [14] G. Cacciapaglia and M. Rosenlyst, JHEP **09** (2021), 167 [arXiv:2010.01437 [hep-ph]]. [I](#)

- [15] A. Ahriche, JHEP **02** (2023), 028 [arXiv:2208.00500 [hep-ph]]. [I](#), [II](#), [II](#), [IV](#), [IV](#), [IV](#)
- [16] M. E. Peskin and T. Takeuchi, Phys. Rev. D **46** (1992), 381-409 [I](#), [III](#), [III](#), [III](#)
- [17] K. Kannike, Eur. Phys. J. C **76** (2016) no.6, 324 [erratum: Eur. Phys. J. C **78** (2018) no.5, 355] [arXiv:1603.02680 [hep-ph]]. [II](#)
- [18] J. Abdallah *et al.* [DELPHI], Eur. Phys. J. C **34** (2004), 399-418 [arXiv:hep-ex/0404012 [hep-ex]]. [II](#)
- [19] G. Aad *et al.* [ATLAS], Phys. Lett. B **716** (2012), 1-29 [arXiv:1207.7214 [hep-ex]]. [II](#)
- [20] N. Aghanim *et al.* [Planck], Astron. Astrophys. **641** (2020), A6 [erratum: Astron. Astrophys. **652** (2021), C4] [arXiv:1807.06209 [astro-ph.CO]]. [II](#)
- [21] A. Abusiam and A. Ahriche, “*Majorana Dark Matter in the Scotogenic Model with Two Inert Doublets*”, in progress. [II](#), [V](#)
- [22] A. M. Baldini *et al.* [MEG], Eur. Phys. J. C **76** (2016) no.8, 434 [arXiv:1605.05081 [hep-ex]]. [II](#)
- [23] W. Grimus, L. Lavoura, O. M. Ogreid and P. Osland, Nucl. Phys. B **801** (2008), 81-96 [arXiv:0802.4353 [hep-ph]]. [III](#), [III](#)
- [24] T. Aaltonen *et al.* [CDF], Science **376** (2022) no.6589, 170-176 [III](#)
- [25] S. Amoroso *et al.* [LHC-TeV MW Working Group], Eur. Phys. J. C **84** (2024) no.5, 451 [arXiv:2308.09417 [hep-ex]]. [III](#)
- [26] C. T. Lu, L. Wu, Y. Wu and B. Zhu, Phys. Rev. D **106** (2022) no.3, 035034 [arXiv:2204.03796 [hep-ph]]. [III](#)
- [27] A. Strumia, JHEP **08** (2022), 248 [arXiv:2204.04191 [hep-ph]]. [III](#)
- [28] CMS Collaboration, arXiv:2412.13872 [hep-ex]. [III](#)
- [29] J. Haller, A. Hoecker, R. Kogler, K. Moenig, T. Peiffer and J. Stelzer, Eur. Phys. J. C **78** (2018) no.8, 675 [arXiv:1803.01853 [hep-ph]]. [III](#)
- [30] N. G. Deshpande and E. Ma, Phys. Rev. D **18** (1978), 2574. [IV](#)
- [31] M. Chekkal, A. Ahriche, A. B. Hammou and S. Nasri, Phys. Rev. D **95** (2017) no.9, 095025 [arXiv:1702.04399 [hep-ph]]. [IV](#)
- [32] S. Navas *et al.* [Particle Data Group], Phys. Rev. D **110** (2024) no.3, 030001 [IV](#)