

Beyond Syntax: Action Semantics Learning for App Agents

Bohan Tang^{1*}, Dezhao Luo^{2*}, Jianheng Liu³, Jingxuan Chen³,
Shaogang Gong², Jianye Hao³, Jun Wang⁴, Kun Shao^{3†}

¹University of Oxford, ²Queen Mary University of London, ³Huawei Noah’s Ark Lab,
⁴University College London

Abstract

The recent development of Large Language Models (LLMs) enables the rise of App agents that interpret user intent and operate smartphone Apps through actions such as clicking and scrolling. While prompt-based solutions with proprietary LLM APIs show promising ability, they incur heavy compute costs and external API dependency. Fine-tuning smaller open-source LLMs solves these limitations. However, current supervised fine-tuning methods use a syntax learning paradigm that forces agents to reproduce exactly the ground truth action strings, leading to out-of-distribution (OOD) vulnerability. To fill this gap, we propose **Action Semantics Learning (ASL)**, a novel learning framework, where the learning objective is capturing the semantics of the ground truth actions. Specifically, inspired by the programming language theory, we define the action semantics for App agents as the state transition induced by the action in the user interface. Building on this insight, ASL employs a novel **SEmantic Estimator (SEE)** to compute a semantic similarity to train the App agents in generating actions aligned with the semantics of ground truth actions, even when their syntactic forms differ. SEE is a flexible module that can be applied in both supervised and reinforcement fine-tuning paradigms. To support the effectiveness of ASL, we theoretically demonstrate the superior robustness of ASL for the OOD problem compared with the existing syntax learning paradigm. Extensive experiments across multiple offline and online benchmarks demonstrate that ASL significantly improves the accuracy and generalisation of App agents compared to existing methods.

1. Introduction

The rapid development of Large Language Models (LLMs)¹ has led to the emergence of AI agents across a wide range

of domains [24] [9, 15]. Among these, AI agents for smartphone App operation, commonly referred to as App agents, are gaining significant attention for leveraging LLMs to enable fully automated App navigation [4, 27, 28, 30]. These agents interpret user-provided goals in natural language and execute tasks such as scheduling, messaging, and online purchasing by interacting with the user interfaces (UIs) via pre-defined actions, such as tapping, scrolling, or entering text. The diversity of smartphone operating systems and UI descriptions, coupled with predefined action sets for specific systems, poses a significant challenge in developing generalisable App agents.

Recent advances in App agents can be broadly grouped into two approaches. One prominent approach leverages proprietary LLMs APIs, such as GPT [13] and Gemini [11], through *prompt engineering* techniques to comprehend user intents and device states, subsequently generating suitable actions [16, 27]. While these App agents exhibit robust reasoning and generalisation capabilities, their practical deployment is often hindered by challenges such as high inference latency, substantial computational resource requirements, and frequent dependence on third-party APIs, which may escalate operational costs and introduce instability. Alternatively, *fine-tuning* smaller LLMs with offline datasets or interactive online trajectories has emerged as a viable strategy, achieving low-latency inference conducive to real-world applications [2, 5, 31]. However, current supervised methods typically follow a *syntax learning paradigm* that forces agents to reproduce exactly the ground truth action string for each UI within the training data, instead of understanding the underlying action semantics. This leads to an out-of-distribution (OOD) vulnerability: even the UIs slightly differ from the samples within the training data can provoke a dramatic performance drop. An agent trained to follow a specific interface path may fail when the UI changes or alternative options are presented. For example, an agent trained to delete text by generating "Tap the Delete button" will fail if the Delete button is unavailable, whilst the "Cut" button is still visible. See Sec. 3.1 for further discussion of this OOD vulnerability.

*Equal contribution

†Corresponding author: shaokun2@huawei.com

¹In this work, LLMs refer to foundation models that process multiple input modalities (e.g., visual or multimodal) and generate textual outputs.

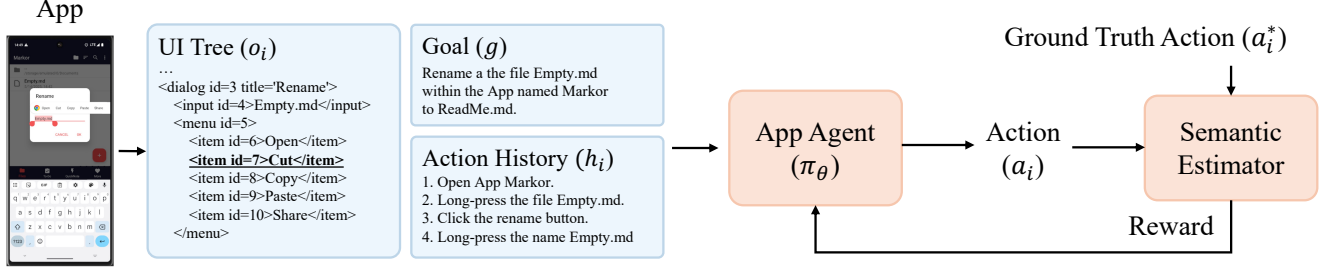


Figure 1. Our ASL framework. The reward corresponds to the function defined in Eq. (2).

To go beyond syntax and capture action semantics, we first draw inspiration from the denotational semantics in programming language theory, which defines program semantics by its effect on system state [29], to define the action semantics for App agents as the *state transition* induced by the action in the UI environment. Building on this insight, we propose **Action Semantics Learning (ASL)**, a novel learning framework that shifts the learning objective of App agents from exactly reproducing the ground truth action strings to reproducing their semantics. Specifically, during training, the actions generated by the App agent are rewarded by a **SEmantic Estimator (SEE)** that scores how closely the semantics of the generated action match that of the ground truth action. By employing the semantic reward, ASL considers actions that lead to the same UI state transition as the ground-truth action to be semantically equivalent, thereby guiding the agent to focus on semantics rather than syntactic form. In Sec. 3.4, we theoretically demonstrate that, compared with the syntax learning paradigm, ASL is more robust towards the OOD problem. See Fig. 1 for a visualisation of the proposed ASL framework.

The semantic estimator SEE is the core component of our learning framework. Specifically, SEE leverages an LLM-driven world model to predict the impact of an action on the current UI state and uses BERT to measure the semantic similarity between the effects of the predicted action and the ground truth action. Our design is inspired by recent world-model-empowered web agents [3], which leverage predicted observations as offline rewards for prompt engineering. In contrast, we are the first to incorporate world-model predictions directly into the app agent training stage, generating a semantic reward without requiring any extra computational resources for deployment.

Our main contributions are summarised as follows:

- We introduce ASL, a novel learning framework based on action semantics. In this framework, we formulate the App-agent training as the semantics-level learning: an action is correct if it produces the target UI state transition, regardless of its exact syntactic expression. This learning objective contributes to improving the generalisability of App agents.
- We propose SEE, a novel training-free semantic estimator that generates reward signals based on semantic

alignment, enabling the fine-tuning of lightweight models to learn action semantics without additional GPU memory requirements for reward model training.

- We conduct extensive experiments on various online and offline benchmarks. Empirical results demonstrate that the proposed ASL framework achieves superior accuracy and generalisation compared to existing approaches, especially on more difficult tasks.

2. Related Works

Prompt-driven App agents. Prompt-driven App agents mark a substantial advancement in human-device interaction, enabling natural language commands to be translated into precise UI actions on smartphones, tablets, and other mobile devices. Recent research has progressively refined these systems, with pioneering implementations like AppAgent [39] demonstrating that large pretrained models can effectively map screenshots or accessibility trees to human-like actions. Building on these foundations, more recent frameworks have introduced advanced prompting strategies incorporating planning, self-reflection, and tool use to tackle increasingly complex tasks [27, 30, 32]. Despite their strong performance, current prompt-driven App agents remain heavily dependent on proprietary LLM APIs such as GPT and Gemini [16, 27, 30, 39]. This dependence introduces several limitations, including high inference latency, substantial computational costs, and reliance on third-party services that raise concerns around data privacy, service reliability, and vendor lock-in. These challenges hinder real-world deployment and highlight the need for open, efficient, and controllable alternatives. Unlike these prompt-driven agents, our approach directly learns action semantics during fine-tuning, reducing reliance on inference-time prompting and enabling more robust and lightweight execution.

Fine-tuned App agents. Recent research has focused on fine-tuning smaller models tailored for mobile environments. LiMAC [5] introduces a compact action transformer that predicts UI-grounded actions paired with a fine-tuned vision-language model for textual reasoning, while InfiGUAgent [18] adopts a two-stage approach that first learns UI semantics from screenshots and then generates actions

conditioned on user instructions. Despite architectural differences, these supervised fine-tuning methods follow a syntax learning paradigm that forces agents to reproduce the exact ground truth action string. This paradigm can lead to OOD vulnerability: even slight UI differences from the training data samples can provoke dramatic performance degradation. Complementing these offline approaches, several works explore online optimisation to improve generalisability and robustness to OOD data. DigiRL [2] proposes a reinforcement learning framework that simulates App control scenarios and fine-tunes policies from an offline-supervised starting point. DistRL [31] enhances this approach with asynchronous online training, boosting sample efficiency. However, such online methods typically assign rewards based on sparse binary outcomes from the environment, without assessing individual steps. In contrast, our SEE module introduces step-level evaluation, providing finer-grained and smoother feedback at each step rather than relying exclusively on environment-level rewards.

World model boosted App agents. World models simulate future states of the environment based on previous states and given actions [8, 14]. In domains such as robotics, world models [1, 37, 42, 44] can predict future visual states, such as images or videos across diverse environments. These predictive capabilities are critical for enabling robots to understand their surroundings, make informed decisions, and accurately execute tasks. Building on these advances, researchers have extended world modelling to web environments, where models [3, 10, 17] generate textual predictions of a website’s future state following a user interaction, enabling the development of more accurate web agents. However, existing applications of world models in this setting are typically utilised for providing feedback at test time, which introduces additional inference overhead and remains suboptimal for practical deployment. In our work, we instead leverage world models as a reward signal to fine-tune the agent by computing the semantic similarity between predicted and ground truth actions, requiring no additional inference time or computational resources in deployment.

3. Methodology

In this section, we begin with the problem formulation, which introduces the smartphone app operation task and summarises the key challenge for current fine-tuning methods. Then, we propose a novel learning framework named Action Semantic Learning (ASL) for App agents. Furthermore, we elaborate on the semantic estimator (SEE), the key component within the ASL framework. Finally, we conduct a theoretical analysis to support the effectiveness of the ASL framework.

3.1. Problem Formulation

Smartphone operation. We formulate smartphone operation as a Partially Observable Markov Decision Process defined by $(\mathcal{S}, \mathcal{A}, \mathcal{T}, \mathcal{R}, \mathcal{O}, \gamma)$, where \mathcal{S} represents smartphone system states, \mathcal{A} denotes actions for operating UIs, \mathcal{T} is the state transition function, \mathcal{R} is the utility function, \mathcal{O} maps states to UI observations, and γ is the discount factor. At each timestep t , the App agent, which is parameterised by θ and denoted as π_θ , receives an observation o_t of the current UI state, the user goal g in natural language, and action history h_t . The App agent produces an action according to $a_t^\theta = \pi_\theta(g, h_t, o_t)$, where the observation o_t may include a subset of available screenshots and textual information like UI element trees [16]. Let $\mathcal{D}_{train} = \{(g_i, h_i, o_i, a_i^*)\}_{i=1}^N$ denote a training dataset with N step samples, where a_i^* is the ground truth action for sample i . Our objective is to fine-tune an App agent to maximise the success rate of completing the user goal g , while also considering generalisation and robustness. For simplicity, we assume $\gamma = 1$. The utility function \mathcal{R} returns 1 when the user goal can be completed in the required maximum action steps, and 0 otherwise.

OOD vulnerability for syntax learning. Current supervised approaches for training App agents typically employ a syntax learning paradigm, where models learn to reproduce exactly the ground truth action string [16, 27, 30, 39]. Mathematically, their learning objective can be formulated as:

$$\arg \min_{\theta} \mathbb{E}_{(g_i, h_i, o_i, a_i^*) \sim \mathcal{D}_{train}} [-\ell_{\theta}^{SFT}(g_i, h_i, o_i, a_i^*)], \quad (1)$$

where $\ell_{\theta}^{SFT}(g_i, h_i, o_i, a_i^*) = -\log p_{\theta}(a_i^* | g_i, h_i, o_i)$ is the supervised fine-tuning (SFT) loss function for the data sample i and $p_{\theta}(a_i^* | g_i, h_i, o_i)$ is the likelihood of the ground truth action under the App agent policy π_{θ} for the given inputs. The key limitation of this paradigm is that it rewards the model only when the output exactly matches the ground truth action, while penalising all other outputs, even those that share identical semantics with the ground truth action. Consequently, the model optimises for token-level cross-entropy rather than understanding action semantics, leading to severe out-of-distribution (OOD) vulnerability: even minor and naturally occurring variations in UIs can be treated as OOD, causing the model to overfit to training patterns and degrade in generalisation. We formulate this OOD vulnerability as Theorem 3.1 with the proof in the supplementary material.

Theorem 3.1. *Let π_{θ}^{SFT} be an App agent trained under the syntax-learning objective of Eq. (1); for an n -step task with ground truth actions $\{a_1^*, \dots, a_n^*\}$, define $P(\text{success}) = \Pr[\text{the agent completes all } n \text{ steps correctly}]$ and, for any semantically preserving but syntactically non-trivial perturbation δ satisfying $\delta(a_i^*) \neq a_i^*$ for at least one i , define $P(\text{success} \mid \delta) =$*

$\Pr[\text{the agent completes } n \text{ steps correctly with perturbations}];$ letting $\Delta(\delta) = P(\text{success}) - P(\text{success} \mid \delta)$, we have $\Delta(\delta) > 0$.

3.2. Action Semantics Learning

To solve this OOD vulnerability, we introduce Action Semantics Learning (ASL), where the App agents aim to learn the semantics of ground truth actions, as displayed in Fig. 1.

In this subsection, we begin by formalising the concept of action semantics for App agents. Building on this concept, we derive a semantics-aware loss function that guides the agent to learn the semantics of ground truth actions. Finally, we introduce the semantics-aware fine-tuning pipeline of our ASL framework, which leverages the semantics-aware loss function to train App agents.

Action semantics. Inspired by the denotational semantics in programming language theory, which defines program semantics by its effect on system state [29], we mathematically define the action semantics for App agents as the following:

Definition 3.1. (Action Semantic). Let \mathcal{S} be the set of concrete smartphone states and \mathcal{A} the set of finite actions. Moreover, $\mathcal{T} : \mathcal{S} \times \mathcal{A} \rightarrow \Delta(\mathcal{S})$ denotes the state transition function mapping a state-action pair to a probability distribution over next states. $S(a) := \mathcal{T}(s, a)$.

Intuitively, the semantics of an action generated by the App agents is defined as the *state transition* induced by the action in the UI environment. This definition is supported by the observation that, in interactive systems such as mobile UIs, the meaning of an action is not fully captured by the action string, but rather by the transformation it causes in the environment. For instance, tapping different buttons may lead to the same screen, while actions with similar strings may have vastly different effects depending on the context, as shown in Fig. 2. Therefore, a semantic understanding of action must go beyond symbolic identifiers and focus on the consequences of the action.

Semantics-aware loss function. With the Definition 3.1, for a ground truth action a_i^* , we define its semantic equivalence set as $\mathcal{A}_{a_i^*}^{eq} = \{a \in \mathcal{A} \mid S(a) = S(a_i^*)\}$. Instead of forcing the App agent to reproduce the exact a_i^* , we encourage the model to assign high probability to all actions within $\mathcal{A}_{a_i^*}^{eq}$. In real-world scenarios, $\mathcal{A}_{a_i^*}^{eq}$ is typically unavailable, as identifying all semantically equivalent actions requires exhaustive human annotation and environment interaction. To address this, we formulate the learning objective in terms of a semantic reward:

$$J(\theta) = \mathbb{E}_{(g_i, h_i, o_i, a_i^*) \sim \mathcal{D}_{train}} \left[\mathbb{E}_{a \sim \pi_\theta(\cdot | g_i, h_i, o_i)} [r(a, a_i^*, g_i, h_i, o_i)] \right], \quad (2)$$

where $r(\cdot)$ is a reward model that quantifies the probability that action a is semantically equivalent to a_i^* given the input

(g_i, h_i, o_i) . In practice, we employ a training-free reward model. We elaborate on the design of this reward model in Sec. 3.3.

To optimise the objective function in Eq. (2), we leverage the REINFORCE algorithm [33]. This yields the following gradient estimator:

$$\nabla_\theta J(\theta) = \mathbb{E}_{(g_i, h_i, o_i, a_i^*) \sim \mathcal{D}_{train}} \left[\mathbb{E}_{a \sim \pi_\theta(\cdot | g_i, h_i, o_i)} [r(a, a_i^*, g_i, h_i, o_i) \cdot \nabla_\theta \log p_\theta(a | g_i, h_i, o_i)] \right], \quad (3)$$

where $p_\theta(a | g_i, h_i, o_i)$ is the likelihood of an action under the App agent π_θ for the given inputs. Then, we design the semantics-aware loss function for a data sample i as:

$$\ell_\theta^S(g_i, h_i, o_i, a_i^*) = -\mathbb{E}_{a \sim \pi_\theta(\cdot | g_i, h_i, o_i)} [r(a, a_i^*, g_i, h_i, o_i) \cdot \log p_\theta(a | g_i, h_i, o_i)]. \quad (4)$$

In Sec. 3.4, we show that minimising the semantics-aware loss function can lead to an App agent that is more robust to the OOD vulnerability than the one fine-tuned with the syntax learning paradigm.

Supervised fine-tuning with SEE. Optimising the semantics-aware loss function in Eq. (4) enables App agents to learn action semantics by rewarding semantically equivalent actions. However, computing this loss requires sampling actions from the agent and scoring these actions using a reward model, which can lead to prohibitively high training costs.

To maintain efficiency, inspired by previous works in the literature [20, 21, 26], we limit the number of sampled actions as one per data sample. However, sampling only a single action can lead to vanishing gradients when the sampled action is not semantically equivalent to the ground truth, hindering effective learning and potentially leading to sub-optimal performance. To address this, we propose a combined loss function that integrates our semantics-aware loss function with the SFT loss function. The loss function is formulated as follows:

$$\ell_\theta^{ASL}(g_i, h_i, o_i, a_i^*) = \ell_\theta^S(g_i, h_i, o_i, a_i^*) + \lambda_i \ell_\theta^{SFT}(g_i, h_i, o_i, a_i^*), \quad (5)$$

where $\lambda_i = (1 - (1 - \alpha_i) r(a, a_i^*, g_i, h_i, o_i))$, and $\alpha_i = \exp(-\ell_\theta^{SFT}(g_i, h_i, o_i, a_i^*))$. We use α_i to quantify the syntax dissimilarity between the action generated by the App agent and the ground truth action. The SFT loss function value used to compute α_i is detached from the gradient computational graph, ensuring it only modulates the SFT term without creating unintended gradient interactions.

Intuitively, the combined loss function operates as follows: (1) when the sampled action is semantically correct

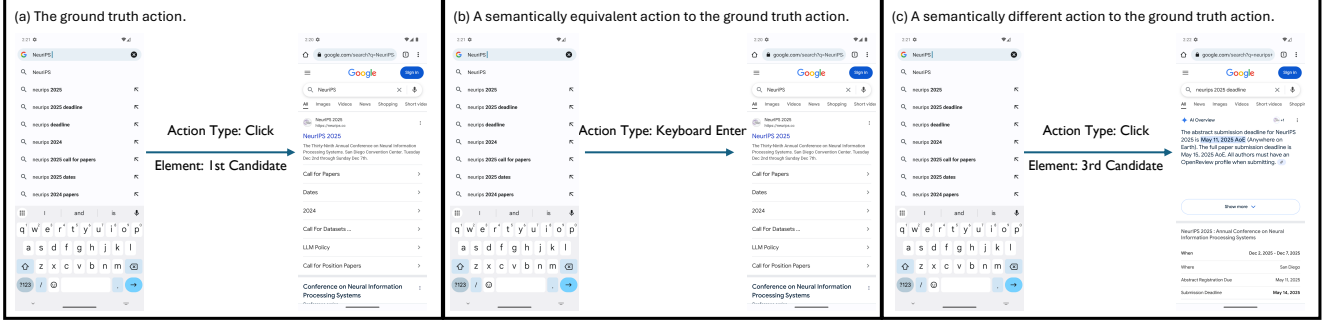


Figure 2. Examples of semantically equivalent actions: (a) and (b) lead to the same GUI state, while (c) results in a different outcome.

but syntactically different, learning is primarily guided by the semantic-aware loss; (2) when the action matches both semantics and syntax, both loss components contribute jointly; and (3) when the action matches neither, the SFT loss dominates, ensuring stable gradient flow even in the absence of semantic reward. This design efficiently mitigates gradient vanishing issues, as it requires sampling only a single action from the App agent per training instance.

Reinforcement fine-tuning with SEE. Beyond supervised fine-tuning, we follow DigiRL [2] and optimise the policy with advantage-weighted regression (AWR) [23]. For each transition (g_i, h_i, o_i, a_i) , we inject a thresholded semantic reward $\tilde{r}(a_i, \tilde{a}_i, g_i, h_i, o_i) = \mathbb{1}\{r(a_i, \tilde{a}_i, g_i, h_i, o_i) > \tau\} r(a_i, \tilde{a}_i, g_i, h_i, o_i)$, where \tilde{a}_i is the teacher model-predicted reference action and τ is a semantic threshold. We then define the augmented reward $r^{\text{see}}(\cdot)$ as:

$$r^{\text{see}}(a_i, \tilde{a}_i, g_i, h_i, o_i) = r^{\text{env}}(a_i, g_i, h_i, o_i) + \beta \tilde{r}(a_i, \tilde{a}_i, g_i, h_i, o_i), \quad (6)$$

where $r^{\text{env}}(\cdot)$ is the original environment reward, $\tilde{r}(\cdot)$ is the SEE-based semantic reward, and $\beta > 0$ adjusts the weight of the semantic reward. The step-level advantage is computed as:

$$A^{\text{DigiRL-SEE}}(g_i, h_i, o_i, a_i, \tilde{a}_i) = \eta^{H-i} r^{\text{env}}(a_H, g_H, h_H, o_H) + (1 - \eta^{H-i})(V^{\text{step}}(g_{i+1}, h_{i+1}, o_{i+1}) + r^{\text{see}}(a_i, \tilde{a}_i, g_i, h_i, o_i) - V^{\text{step}}(g_i, h_i, o_i)), \quad (7)$$

where H is the horizon, $\eta \in [0, 1]$ balances the high-variance Monte Carlo estimate $\eta^{H-i} r^{\text{env}}(a_H, g_H, h_H, o_H)$ and the value-based baseline from a learned doubly-rubust estimator V^{step} . The optimisation objective of the policy π_θ is a hard-filtered AWR loss as:

$$\ell_\theta^{\text{DigiRL-SEE}}(g_i, h_i, o_i, a_i, \tilde{a}_i) = -\mathbb{1}\{A^{\text{DigiRL-SEE}}(g_i, h_i, o_i, a_i, \tilde{a}_i) > 0\} \cdot \log p_\theta(a_i | g_i, h_i, o_i). \quad (8)$$

SEE augments DigiRL with step-level semantic feedback, thereby improving credit assignment under sparse, binary outcomes and yielding stronger generalisation on

long-horizon UI control. In the next section, we elaborate on the Semantic Estimator (SEE) for App agents.

3.3. SEE: Semantic Estimator

To define the semantics of an action, we focus on its effect rather than its string syntax or associated metadata. Predefined actions often come in varying formats, and typically include parameters such as the ID of a UI element that lacks standalone semantic meaning, especially without the associated user input or context. In contrast, we propose that the result of executing an action within a given state carries rich semantic information, and that this outcome can serve as a more meaningful definition of the action itself. We introduce a SEmanic Estimator (SEE) that consists of two key components: (1) a world model that simulates the smartphone UI state transitions, and (2) a semantic calculator that estimates the semantic reward by quantifying the similarity between the transitions.

World model. Inspired by recent advances in world-model-based web agents [3], which leverage predicted future observations as rewards for prompt engineering, SEE utilises a world model to mimic the state transition function $\mathcal{T}(s, a)$ mentioned in Definition 3.1. Mathematically, the workflow of this world model can be formulated as:

$$\Delta \hat{o}_t = \Phi(o_t, a_t), \quad (9)$$

where o_t is the textual description of the UI state s_t , a_t is the textual description of an action, and $\Delta \hat{o}_t$ is the description of the impact of the action a_t on the UI state s_t . In practice, we implement this world model based on the proprietary LLM API by leveraging the LLM’s strong capabilities in language understanding and world knowledge to simulate how the environment would evolve in response to the action. The prompt of our world model can be found in the supplementary material.

Semantic calculator. With the state transitions generated by the world model, SEE employs a semantic calculator to generate the semantic reward for our ASL framework-generated transitions in two steps. Firstly, the semantic calculator uses BERT [7] to project the generated textual

description for state transitions into a feature space. This process can be formulated as:

$$f_t^{gt} = \text{BERT}(\Delta\hat{o}_t^{gt}), \quad f_t^{pre} = \text{BERT}(\Delta\hat{o}_t^{pre}), \quad (10)$$

where $\Delta\hat{o}_t^{gt}$ and $\Delta\hat{o}_t^{pre}$ denote the textual descriptions of the ground truth and predicted state transitions at timestep t , respectively, and $f_t^{gt}, f_t^{pre} \in \mathbb{R}^d$ are their corresponding feature representations. Then, SEE computes the cosine similarity between the feature vectors to measure semantic alignment:

$$\text{cos}_t = \frac{\langle f_t^{gt}, f_t^{pre} \rangle}{|f_t^{gt}| \cdot |f_t^{pre}|}. \quad (11)$$

This similarity score is used in our ASL framework as the semantic reward. A higher similarity score indicates a higher probability that a semantic equivalence exists between the action generated by the App agent and the ground truth action, providing a reward signal that guides the training of the agent towards semantically meaningful actions, even when the syntax may differ. This semantic estimator introduces minimal training-time overhead, as the world model is inference-only and is queried just once for each state-action pair.

3.4. Theoretical Analysis

In this section, we demonstrate that enabling the App agent to learn action semantics by minimising the semantic loss function defined in Eq. (4) leads to an agent that is more robust to the OOD problems compared to an agent that purely optimises the learning objective formulated in Eq. (1). Mathematically, we present Theorem 3.2 with the proof in the supplementary material.

Theorem 3.2. *Let π_θ^S be an App agent trained by minimising the semantics-aware loss function defined in Eq. (4), and let π_θ^{SFT} be an App agent trained under the syntax-learning objective defined in Eq. (1). For an n -step task with ground truth actions $\{a_1^*, \dots, a_n^*\}$, consider any semantically preserving but syntactically non-trivial perturbation δ such that $\delta(a_i^*) \neq a_i^*$ for at least one i . Define $P^S(\text{success} \mid \delta)$ as the success rate of π_θ^S and $P^{\text{SFT}}(\text{success} \mid \delta)$ as the success rate of π_θ^{SFT} under the perturbation δ . Then, we have $P^S(\text{success} \mid \delta) - P^{\text{SFT}}(\text{success} \mid \delta) > 0$.*

This theorem highlights that, by focusing on the semantic equivalence of actions rather than exact syntactic matches, the App agent trained with Eq. (4) exhibits higher success rates than an agent trained solely on the syntax-learning objective when encountering the OOD data. We further provide experimental support for our learning framework in Sec. 4.

4. Experiments

In this section, we first introduce our experimental setup. We then demonstrate the practical value of the proposed ASL

framework on two online smartphone operation Apps benchmarks. To evaluate the robustness of the agent fine-tuned by our ASL framework, we also use an offline smartphone operation benchmark. Additionally, we interpret our semantic similarity score as a step-wise reward within an online RL fine-tuning pipeline, and further demonstrate its effectiveness. Finally, we conduct an ablation study to study the contribution of components within the ASL framework.

4.1. Experimental Setup

Datasets. We conducted our experiments on five benchmark datasets: *AndroidLab* [35], *AndroidWorld* [27], *AndroidControl* [16], *Android-in-the-Wild* (AitW) [28], and *WebArena-Lite* [43, 44]. These datasets encompass a diverse range of mobile UI settings and user interaction tasks, enabling a comprehensive evaluation of our model’s generalisation and understanding capabilities.

Metrics. For the online datasets such as *AndroidWorld*, performance is measured by the task-level success rate (TSR), i.e., the ratio of completed tasks to total tasks, where a task is successful if finished within the dataset’s step limit. For the offline dataset *AndroidControl*, we use the step-level success rate (SSR), i.e., the ratio of correctly predicted steps to total steps, where a step is successful if the generated action matches the ground truth.

Implementation details. For the semantic evaluator, we use Gemini-Flash-2.0 [11] as the LLM to predict the change that an action will bring to the UI state. Batch size was set to 1 and trained for 3 epochs. The training dataset includes 2K human-annotated step-wise samples from apps in the *AndroidWorld* emulator environment and 70K samples from the *AndroidControl* benchmark. The 70K *AndroidControl* samples are collected to ensure no overlap with the test set in *AndroidControl*. Low-level instructions from *AndroidControl* are not used. T3A* refers to our prompt adapted from T3A, detailed in the supplementary material. Qwen-2.5-7B-Instruct-ASL refers to the model fine-tuned with our ASL loss, as defined in Eq. (5).

We report experiments on the *AndroidWorld*, *AndroidLab*, and *AndroidControl* datasets using ASL fine-tuned Qwen-2.5-7B. For the AitW tasks and *WebArena-Lite* benchmark, we follow Eq. (8) and integrate our SEE module into their RL fine-tuning framework.

4.2. Online Dataset Comparison

In this experiment, we evaluated model performance in real-time interactive environments using the *AndroidWorld* [27] and *AndroidLab* [35] datasets. This setup is well-suited for testing our core motivation: that models should go beyond syntactic patterns and learn the semantics of actions—that is, their actual outcomes. Specifically, *AndroidWorld* provides an emulator that mimics real-world conditions by automatically executing actions and employs a hand-crafted

Table 1. Comparison of different agents in terms of success rate in the AndroidWorld environment. T3A* refers to our prompt adapted from T3A, presented in the supplementary material.

Type	Agent	Model	Input Modality	TSR \uparrow			Overall TSR \uparrow
				Easy	Medium	Hard	
Prompt-Driven	SeeAct	GPT-4o	Image + Text	34.2	15.5	4.2	22.0
	T3A	GPT-4o	Image	64.9	26.2	14.6	41.9
	M3A	GPT-4o	Image + Text	60.5	20.2	8.3	36.6
	T3A*	Qwen2.5-7B-Instruct	Text	5.6	0.0	0.0	2.5
Fine-Tuned	T3A*	Qwen2.5-7B-Instruct-SFT	Text	72.2	26.8	3.13	42.5
		Qwen2.5-7B-Instruct-ASL (Ours)	Text	72.2	32.1	12.5	46.3

Table 2. Comparison of different agents in terms of success rate in the AndroidLab environment.

Type	Agent	Model	Input Modality	TSR
Prompt-Driven	AndroidLab-Agent	Claude-3.5-Sonnet	Image + Text	24.2
		Gemini-1.5-Pro	Image + Text	13.0
		GPT-4o	Image + Text	30.1
		Gemini-1.5-Pro	Text	17.2
		GPT-4o	Text	24.7
Fine-Tuned	T3A*	Qwen-2.5-7B-Instruct-SFT	Text	33.3
		Qwen-2.5-7B-Instruct-ASL (Ours)	Text	35.5

rule-based system to verify task completion by checking system status. For AndroidLab, we use 30 provided tasks, excluding those involving question answering. We evaluate AndroidLab by executing actions within the AndroidWorld emulator and using an LLM-based evaluator to determine whether each task is completed successfully. Table 1 presents the results on AndroidWorld, reporting success rates across tasks of varying difficulty—categorised as easy, medium, and hard—as well as the overall success rate. As shown in the table, our method outperforms the baseline by a significant margin of 3.8% in overall success rate. The most substantial improvements are observed in medium and hard tasks. We further evaluate our method on the AndroidLab benchmark, with superior results presented in Table 2. Together, these results highlight the generalisation capability of our model in real-world mobile UI environments and underscore the effectiveness of our ASL framework.

4.3. Offline Dataset Comparison

In this experiment, we evaluated model performance on the offline benchmark AndroidControl [16]. Specifically, we compared predicted actions against ground truth annotations. For action types, we assess whether the predicted action type string exactly matches the ground truth. For actions that involve coordinates, such as click and long press, we follow the evaluation protocol [28] to determine whether the ground truth coordinate falls within the bounding box of the predicted UI element. As shown in Table 3, we collect and

evaluate both prompt-driven and models fine-tuned on AndroidControl. Our model achieves the highest performance across all four splits, highlighting the model’s robustness to new tasks, categories, and applications.

4.4. RL Fine-tuning with SEE

To further validate the effectiveness, we evaluate our SEE module with different RL training pipelines on the AitW tasks [28] and WebArena-Lite benchmark [43, 44]. Following prior work [2, 34], we train on the full AitW training task split and evaluate on the first 96 tasks from both train and test splits of the General and Web Shopping categories, with success judged by Gemini [6]. For WebArena-Lite, all methods are trained and evaluated on all 165 tasks, with success assessed by a pretrained outcome reward model. Additional details are provided in the supplementary material. As shown in Table 4 and Table 5, both baselines consistently benefit from our SEE module. On AitW, Filtered BC-SEE outperforms Filtered BC by 6.9% on General train, while DigiRL-SEE achieves the best overall performance, surpassing DigiRL by 5.9% and 4.2% on General train and test. On WebArena-Lite, Filtered BC-SEE improves by 2.5%, and DigiRL-SEE further outperforms DigiRL by 1.8%. These results indicate that our SEE module provides denser training signals, alleviates the sparse reward issue, and enhances generalisation across mobile app and web control tasks.

Table 3. Comparison across agents of step success rate in the four splits of AndroidControl.

Type	Agent	Model	Input Modality	SSR \uparrow			
				IDD	Task-Unseen	Cat-Unseen	App-Unseen
Prompt-Driven	SeeAct	Gemini-2.5-Flash	Image + Text	36.7	35.9	33.7	34.4
		GPT-4o		31.5	30.7	30.6	30.9
	M3A	Gemini-2.5-Flash		49.4	47.9	47.9	47.9
		GPT-4o		60.8	59.3	60.8	60.4
	T3A	Gemini-2.5-Flash	Text	49.1	45.4	44.4	45.0
		GPT-4o		56.1	55.8	56.5	54.2
Fine-Tuned	T3A*	Gemini-2.5-Flash		46.8	45.3	44.7	43.5
		Qwen2.5-7B-Instruct		26.1	27.2	26.7	26.3
		Qwen2.5-7B-Instruct-SFT	Text	67.4	61.2	59.7	59.7
		Qwen2.5-7B-Instruct-ASL (Ours)	Text	69.4	62.3	61.2	61.8

Table 4. Evaluation of our SEE module on the AitW General and Web Shopping tasks.

Task		AppAgent	CogAgent	AutoUI	Filtered BC	Filtered BC-SEE	DigiRL	DigiRL-SEE
General	Train	14.6%	25.0%	12.5%	53.5%	60.4% (+6.9%)	64.9%	70.8% (+5.9%)
	Test	16.7%	25.0%	14.6%	62.5%	63.5% (+1.0%)	67.7%	71.9% (+4.2%)
Web Shopping	Train	5.2%	31.3%	14.6%	53.6%	55.9% (+2.3%)	55.3%	57.3% (+2.0%)
	Test	8.3%	38.5%	17.7%	54.2%	56.3% (+2.1%)	41.3%	55.2% (+13.9%)

Table 5. Evaluation of our SEE module on the WebArena-Lite benchmark.

	SFT	Filtered BC	Filtered BC-SEE	DigiRL	DigiRL-SEE
Task SSR	20.0%	23.0%	25.5% (+2.5%)	30.3%	32.1% (+1.8%)

Table 6. Ablation study on the loss function.

	ℓ_{θ}^{SFT}	$\lambda_i \ell_{\theta}^{SFT}$	ℓ_{θ}^{ASL}
OOD SSR (%)	49.8	49.9	51.7

Table 7. Ablation study on reward design.

	Gemini-2.0-Flash	SEE (Ours)
OOD SSR (%)	50.6	51.7

4.5. Ablation Study

In this section, we study two key components of our ASL framework: the loss function and the reward model used during training. Ablation studies are conducted using the Qwen2.5-7B-Instruct model, trained on 3K samples from the AndroidControl training set and evaluated on 1K samples from the AndroidControl OOD test set. Results for the loss function ablation are presented in Table 6, where ℓ_{θ}^{SFT} denotes the standard SFT loss used in the syntax learning paradigm, $\lambda_i \ell_{\theta}^{SFT}$ represents the weighted SFT loss in our framework, and ℓ_{θ}^{ASL} refers to the full loss function used in ASL. The results demonstrate that ℓ_{θ}^{ASL} leads to the highest performance, highlighting its effectiveness in enabling the App agent to learn action semantics and improving robustness to OOD scenarios.

Table 7 reports the ablation results on the reward model. In this table, ‘Gemini-2.0-Flash’ denotes a baseline that directly uses Gemini-2.0-Flash to compute the semantics reward, while SEE refers to our proposed semantics estimator. The superior performance of SEE confirms its benefit in providing more informative and stable reward signals during training. These findings validate the effectiveness of both the loss function and the SEE reward model as core components of the ASL framework.

5. Conclusion

We present Action Semantics Learning (ASL), a novel framework for training App agents that prioritises semantic understanding of actions rather than syntactic reproduction. By defining action semantics as the UI state transition induced by an action, and introducing a lightweight semantic estimator (SEE) to provide reward signals during training, ASL enables agents to treat semantically equivalent actions equally, even when their textual forms differ.

We theoretically prove that ASL improves robustness against out-of-distribution (OOD) variations. In online evaluation on AndroidWorld and AndroidLab, ASL-trained agents outperform both prompt-based closed-source agents and fine-tuned baselines, achieving higher task success rates, especially on medium and hard tasks that require flexible reasoning and semantic generalisation. On the offline AndroidControl benchmark, ASL significantly improves step-

level accuracy under unseen task and app settings compared to syntax-based fine-tuning. Experiments applying our SEE reward to RL fine-tuning pipelines further demonstrate the superiority of our approach.

References

- [1] Anurag Ajay, Seungwook Han, Yilun Du, Shuang Li, Abhi Gupta, Tommi Jaakkola, Josh Tenenbaum, Leslie Kaelbling, Akash Srivastava, and Pulkit Agrawal. Compositional foundation models for hierarchical planning. *Advances in Neural Information Processing Systems*, 36:22304–22325, 2023. 3
- [2] Hao Bai, Yifei Zhou, Jiayi Pan, Mert Cemri, Alane Suhr, Sergey Levine, and Aviral Kumar. Digirl: Training in-the-wild device-control agents with autonomous reinforcement learning. *Advances in Neural Information Processing Systems*, 37:12461–12495, 2024. 1, 3, 5, 7, 2
- [3] Hyunjoo Chae, Namyoun Kim, Kai Tzu-iunn Ong, Minju Gwak, Gwanwoo Song, Jihoon Kim, Sunghwan Kim, Dongha Lee, and Jinyoung Yeo. Web agents with world models: Learning and leveraging environment dynamics in web navigation. *arXiv preprint arXiv:2410.13232*, 2024. 2, 3, 5
- [4] Jinxuan Chen, Derek Yuen, Bin Xie, Yuhao Yang, Gongwei Chen, Zhihao Wu, Li Yixing, Xurui Zhou, Weiwen Liu, Shuai Wang, et al. Spa-bench: A comprehensive benchmark for smartphone agent evaluation. In *NeurIPS 2024 Workshop on Open-World Agents*, 2024. 1
- [5] Filippos Christianos, Georgios Papoudakis, Thomas Coste, Jianye Hao, Jun Wang, and Kun Shao. Lightweight neural app control. *arXiv preprint arXiv:2410.17883*, 2024. 1, 2
- [6] Gheorghe Comanici, Eric Bieber, Mike Schaekermann, Ice Pasupat, Naveen Sachdeva, Inderjit Dhillon, Marcel Bliestein, Ori Ram, Dan Zhang, Evan Rosen, et al. Gemini 2.5: Pushing the frontier with advanced reasoning, multimodality, long context, and next generation agentic capabilities. *arXiv preprint arXiv:2507.06261*, 2025. 7, 2
- [7] Jacob Devlin, Ming-Wei Chang, Kenton Lee, and Kristina Toutanova. Bert: Pre-training of deep bidirectional transformers for language understanding. In *Proceedings of the 2019 conference of the North American chapter of the association for computational linguistics: human language technologies, volume 1 (long and short papers)*, pages 4171–4186, 2019. 5
- [8] Jingtao Ding, Yunke Zhang, Yu Shang, Yuheng Zhang, Zefang Zong, Jie Feng, Yuan Yuan, Hongyuan Su, Nian Li, Nicholas Sukiennik, et al. Understanding world or predicting future? a comprehensive survey of world models. *arXiv preprint arXiv:2411.14499*, 2024. 3
- [9] Zhibin Gou, Zhihong Shao, Yeyun Gong, Yujiu Yang, Minlie Huang, Nan Duan, Weizhu Chen, et al. Tora: A tool-integrated reasoning agent for mathematical problem solving. In *ICLR*, 2023. 1
- [10] Yu Gu, Boyuan Zheng, Boyu Gou, Kai Zhang, Cheng Chang, Sanjari Srivastava, Yanan Xie, Peng Qi, Huan Sun, and Yu Su. Is your llm secretly a world model of the internet? model-based planning for web agents. *arXiv preprint arXiv:2411.06559*, 2024. 3
- [11] Demis Hassabis and Koray Kavukcuoglu. Introducing gemini 2.0: our new ai model for the agentic era, 2024. Accessed: 2025-05-04. 1, 6
- [12] Wenyi Hong, Weihan Wang, Qingsong Lv, Jiazheng Xu, Wenmeng Yu, Junhui Ji, Yan Wang, Zihan Wang, Yuxiao Dong, Ming Ding, et al. Cogagent: A visual language model for gui agents. In *Proceedings of the IEEE/CVF Conference on Computer Vision and Pattern Recognition*, pages 14281–14290, 2024. 2
- [13] Aaron Hurst, Adam Lerer, Adam P Goucher, Adam Perelman, Aditya Ramesh, Aidan Clark, AJ Ostrow, Akila Welihinda, Alan Hayes, Alec Radford, et al. Gpt-4o system card. *arXiv preprint arXiv:2410.21276*, 2024. 1
- [14] Yann LeCun. A path towards autonomous machine intelligence version 0.9. 2, 2022-06-27. *Open Review*, 62(1):1–62, 2022. 3
- [15] Guohao Li, Hasan Hammoud, Hani Itani, Dmitrii Khizbullin, and Bernard Ghanem. Camel: Communicative agents for "mind" exploration of large language model society. *NeurIPS*, 36:51991–52008, 2023. 1
- [16] Wei Li, William Bishop, Alice Li, Chris Rawles, Folawiyi Campbell-Ajala, Divya Tyamagundlu, and Oriana Riva. On the effects of data scale on computer control agents. *arXiv preprint arXiv:2406.03679*, 2024. 1, 2, 3, 6, 7
- [17] Anthony Liu, Lajanugen Logeswaran, Sungryull Sohn, and Honglak Lee. A picture is worth a thousand words: Language models plan from pixels. In *Proceedings of the 2023 Conference on Empirical Methods in Natural Language Processing*, pages 16450–16459, 2023. 3
- [18] Yuhang Liu, Pengxiang Li, Zishu Wei, Congkai Xie, Xueyu Hu, Xinchun Xu, Shengyu Zhang, Xiaotian Han, Hongxia Yang, and Fei Wu. Infiguiagent: A multimodal generalist gui agent with native reasoning and reflection. *arXiv preprint arXiv:2501.04575*, 2025. 2
- [19] Run Luo, Lu Wang, Wanwei He, Longze Chen, Jiaming Li, and Xiaobo Xia. Gui-r1: A generalist r1-style vision-language action model for gui agents. *arXiv preprint arXiv:2504.10458*, 2025. 2
- [20] Reiichiro Nakano, Jacob Hilton, Suchir Balaji, Jeff Wu, Long Ouyang, Christina Kim, Christopher Hesse, Shantanu Jain, Vineet Kosaraju, William Saunders, et al. Webgpt: Browser-assisted question-answering with human feedback. *arXiv preprint arXiv:2112.09332*, 2021. 4
- [21] Long Ouyang, Jeffrey Wu, Xu Jiang, Diogo Almeida, Carroll Wainwright, Pamela Mishkin, Chong Zhang, Sandhini Agarwal, Katarina Slama, Alex Ray, et al. Training language models to follow instructions with human feedback. *Advances in neural information processing systems*, 35:27730–27744, 2022. 4
- [22] Jiayi Pan, Yichi Zhang, Nicholas Tomlin, Yifei Zhou, Sergey Levine, and Alane Suhr. Autonomous evaluation and refinement of digital agents. In *First Conference on Language Modeling*. 2
- [23] Xue Bin Peng, Aviral Kumar, Grace Zhang, and Sergey Levine. Advantage-weighted regression: Simple and scalable off-policy reinforcement learning. *arXiv preprint arXiv:1910.00177*, 2019. 5
- [24] Pranav Putta, Edmund Mills, Naman Garg, Sumeet Motwani, Chelsea Finn, Divyansh Garg, and Rafael Rafailov. Agent q:

Advanced reasoning and learning for autonomous ai agents. *arXiv preprint arXiv:2408.07199*, 2024. [1](#)

- [25] Zehan Qi, Xiao Liu, Iat Long Iong, Hanyu Lai, Xueqiao Sun, Jiadai Sun, Xinyue Yang, Yu Yang, Shuntian Yao, Wei Xu, et al. Webrl: Training llm web agents via self-evolving online curriculum reinforcement learning. In *The Thirteenth International Conference on Learning Representations*. [2](#)
- [26] Rafael Rafailov, Archit Sharma, Eric Mitchell, Christopher D Manning, Stefano Ermon, and Chelsea Finn. Direct preference optimization: Your language model is secretly a reward model. In *Thirty-seventh Conference on Neural Information Processing Systems*, 2023. [4](#)
- [27] Christopher Rawles, Sarah Clinckemaulle, Yifan Chang, Jonathan Waltz, Gabrielle Lau, Marybeth Fair, Alice Li, William Bishop, Wei Li, Folawiyo Campbell-Ajala, et al. Androidworld: A dynamic benchmarking environment for autonomous agents. *arXiv preprint arXiv:2405.14573*, 2024. [1](#), [2](#), [3](#), [6](#)
- [28] Christopher Rawles, Alice Li, Daniel Rodriguez, Oriana Riva, and Timothy Lillicrap. Androidinthewild: A large-scale dataset for android device control. *NeurIPS*, 36, 2024. [1](#), [6](#), [7](#)
- [29] Joseph E Stoy. *Denotational semantics: the Scott-Strachey approach to programming language theory*. MIT press, 1981. [2](#), [4](#)
- [30] Junyang Wang, Haiyang Xu, Haitao Jia, Xi Zhang, Ming Yan, Weizhou Shen, Ji Zhang, Fei Huang, and Jitao Sang. Mobile-agent-v2: Mobile device operation assistant with effective navigation via multi-agent collaboration. *arXiv preprint arXiv:2406.01014*, 2024. [1](#), [2](#), [3](#)
- [31] Taiyi Wang, Zhihao Wu, Jianheng Liu, Jianye Hao, Jun Wang, and Kun Shao. Distrl: An asynchronous distributed reinforcement learning framework for on-device control agents. *arXiv preprint arXiv:2410.14803*, 2024. [1](#), [3](#)
- [32] Hao Wen, Yuanchun Li, Guohong Liu, Shanhui Zhao, Tao Yu, Toby Jia-Jun Li, Shiqi Jiang, Yunhao Liu, Yaqin Zhang, and Yunxin Liu. Autodroid: Llm-powered task automation in android. In *MobiCom*, pages 543–557, 2024. [2](#)
- [33] Ronald J Williams. Simple statistical gradient-following algorithms for connectionist reinforcement learning. *Machine learning*, 8:229–256, 1992. [4](#)
- [34] Qingyuan Wu, Jianheng Liu, Jianye Hao, Jun Wang, and Kun Shao. Advancing autonomous vlm agents via variational subgoal-conditioned reinforcement learning. *arXiv preprint arXiv:2502.07949*, 2025. [7](#), [1](#)
- [35] Yifan Xu, Xiao Liu, Xueqiao Sun, Siyi Cheng, Hao Yu, Hanyu Lai, Shudan Zhang, Dan Zhang, Jie Tang, and Yuxiao Dong. Androidlab: Training and systematic benchmarking of android autonomous agents. *arXiv preprint arXiv:2410.24024*, 2024. [6](#), [1](#)
- [36] Yiheng Xu, Zekun Wang, Junli Wang, Dunjie Lu, Tianbao Xie, Amrita Saha, Doyen Sahoo, Tao Yu, and Caiming Xiong. Aguis: Unified pure vision agents for autonomous gui interaction. *arXiv preprint arXiv:2412.04454*, 2024. [2](#)
- [37] Mengjiao Yang, Yilun Du, Kamyar Ghasemipour, Jonathan Tompson, Dale Schuurmans, and Pieter Abbeel. Learning interactive real-world simulators. *arXiv preprint arXiv:2310.06114*, 1(2):6, 2023. [3](#)
- [38] Yuhao Yang, Yue Wang, Dongxu Li, Ziyang Luo, Bei Chen, Chao Huang, and Junnan Li. Aria-ui: Visual grounding for gui instructions. In *Findings of the Association for Computational Linguistics: ACL 2025*, pages 22418–22433, 2025. [2](#)
- [39] Chi Zhang, Zhao Yang, Jiaxuan Liu, Yucheng Han, Xin Chen, Zebiao Huang, Bin Fu, and Gang Yu. Appagent: Multimodal agents as smartphone users, 2023. [2](#), [3](#)
- [40] Chi Zhang, Zhao Yang, Jiaxuan Liu, Yanda Li, Yucheng Han, Xin Chen, Zebiao Huang, Bin Fu, and Gang Yu. Appagent: Multimodal agents as smartphone users. In *Proceedings of the 2025 CHI Conference on Human Factors in Computing Systems*, pages 1–20, 2025. [2](#)
- [41] Zhuosheng Zhang and Aston Zhang. You only look at screens: Multimodal chain-of-action agents. In *Findings of the Association for Computational Linguistics: ACL 2024*, pages 3132–3149, 2024. [2](#)
- [42] Haoyu Zhen, Xiaowen Qiu, Peihao Chen, Jincheng Yang, Xin Yan, Yilun Du, Yining Hong, and Chuang Gan. 3d-vla: A 3d vision-language-action generative world model. *arXiv preprint arXiv:2403.09631*, 2024. [3](#)
- [43] Shuyan Zhou, Frank F Xu, Hao Zhu, Xuhui Zhou, Robert Lo, Abishek Sridhar, Xianyi Cheng, Tianyue Ou, Yonatan Bisk, Daniel Fried, et al. Webarena: A realistic web environment for building autonomous agents. In *The Twelfth International Conference on Learning Representations*. [6](#), [7](#)
- [44] Siyuan Zhou, Yilun Du, Jiaben Chen, Yandong Li, Dit-Yan Yeung, and Chuang Gan. Robodreamer: Learning compositional world models for robot imagination. *arXiv preprint arXiv:2404.12377*, 2024. [3](#), [6](#), [7](#)

Beyond Syntax: Action Semantics Learning for App Agents

Supplementary Material

6. Statement on LLM Usage

We disclose that large language model (LLM) tools were used solely for language refinement, including improving grammar and polishing phrasing. LLMs were not used to generate scientific content, research ideas, experiment designs, data, analyses, or code. All suggestions and modifications from these tools were made under the direct supervision and final approval of the authors, and all authors are fully aware of and consent to this usage.

7. Experimental Environment

For the experiments of Online Dataset Comparison and Offline Dataset Comparison, all training is conducted on NVIDIA V100 GPUs. Our online tests follow the instructions of the original benchmark datasets. Specifically, we evaluate our App agent on the Android Virtual Device (AVD) with system images Android 13.0 Tiramisu (API Level 33) following the setup of prior work [16, 27, 35].

For the experiment of RL Fine-tuning with SEE, each run on the AitW tasks with Filtered BC-SEE and DigiRL-SEE takes approximately 24 hours on a single NVIDIA GeForce RTX 4090 GPU and 8 Intel Xeon CPUs. The online interaction and evaluation is conducted on the AVD with system images Android 9.0 Pie (API Level 28), following the setup of prior work [2, 34]. On the WebArena-Lite benchmark, each run of Filtered BC-SEE, DigiRL-SEE, and WebRL-SEE requires about 24 hours on 8 NVIDIA GeForce RTX 4090 GPUs and 8 Intel Xeon CPUs.

8. Proof for Theorem 3.1

Proof. For the App agent trained by minimising the syntax learning objective, we have:

$$P(\text{success}) = \prod_{i=1}^n p_{\theta}(a_i^* | g_i, h_i, o_i) = \gamma^n,$$

where $\gamma \rightarrow 1$. Let $\tilde{o}_i = \delta(o_i)$ be the perturbed observation that never appears in the training set, which makes the correct action satisfying $\delta(a_i^*) \neq a_i^*$. Since the optimiser has no incentive to allocate *more* probability to any specific action under \tilde{o}_i than under o_i , we can have:

$$p_{\theta}(\delta(a_i^*) | g_i, h_i, \tilde{o}_i) \leq p_{\theta}(\delta(a_i^*) | g_i, h_i, o_i).$$

Theron, we have:

$$\begin{aligned} P(\text{success} | \delta) &= \prod_{i=1}^n p_{\theta}(\delta(a_i^*) | g_i, h_i, \tilde{o}_i) \\ &\leq \prod_{i=1}^n p_{\theta}(\delta(a_i^*) | g_i, h_i, o_i) = (1 - \gamma - \eta)^n. \end{aligned}$$

where $\eta \in (0, 1 - \gamma)$. Since $\gamma \rightarrow 1$, we have $\gamma > (1 - \gamma - \eta)$. $P(\text{success}) > P(\text{success} | \delta)$ and $\Delta(\delta) = P(\text{success}) - P(\text{success} | \delta) > 0$ as claimed. \square

9. Proof for Theorem 3.2

Proof. Let $\mathcal{A}_{a_i^*}^{eq}$ be the semantics equivalent space for the ground-truth action a_i^* . Moreover, since the given perturbation is a semantically preserving but syntactically non-trivial perturbation, we have: $\forall i, |\mathcal{A}_{a_i^*}^{eq}| \geq 2$. Assume that the semantics-aware agent π_{θ}^S achieves an expected reward within ε of the optimal, i.e., $J(\theta) \geq J^* - \varepsilon$, where J^* is the maximum achievable reward. By Markov's inequality, the probability that the agent selects an action with reward less than $1 - \sqrt{\varepsilon}$ is at most $\sqrt{\varepsilon}$. Therefore, for each step i , the probability of selecting a semantically equivalent action under perturbation δ is at least $1 - \sqrt{\varepsilon}$, where $\sqrt{\varepsilon} \rightarrow \frac{1}{|\mathcal{A}_{a_i^*}^{eq}|} \leq \frac{1}{2}$.

Assuming independence across steps, we can have:

$$P^S(\text{success} | \delta) \geq (1 - \sqrt{\varepsilon})^n.$$

On the other hand, the syntax-only agent $\pi_{\theta}^{\text{SFT}}$, trained to minimise cross-entropy loss, assigns $\gamma \rightarrow 1$ to the exact training action a_i^* and low probability to other actions. Under perturbation δ , where $\delta(a_i^*) \neq a_i^*$, the agent's probability of selecting the correct action decreases to at most $1 - \gamma$ per step. Assuming independence across steps, we can have:

$$P^{\text{SFT}}(\text{success} | \delta) \leq (1 - \gamma)^n.$$

Given that $0 < \sqrt{\varepsilon} < \gamma < 1$, it follows that $(1 - \sqrt{\varepsilon})^n > (1 - \gamma)^n$, implying that $P^S(\text{success} | \delta) > P^{\text{SFT}}(\text{success} | \delta)$. Therefore, $P^S(\text{success} | \delta) - P^{\text{SFT}}(\text{success} | \delta) > 0$. \square

10. Implementation Details

10.1. Dataset

AndroidWorld includes a high-fidelity simulator that emulates realistic Android device behaviour, enabling interactions with 20 real-world applications across 116 user-defined tasks. To determine whether a task is successfully completed, each task is paired with manually authored rules that

provide precise success criteria. *AndroidLab* includes 138 predefined tasks across nine Android applications built on virtual devices. Each task is divided into multiple required page states as sub-goals, with UI tree structure matching verifying correct traversal. The *AndroidLab* environment ensures reproducibility and eliminates external network or time dependencies. *AndroidControl* comprises 15,283 human demonstrations spanning 14,548 unique tasks across 833 Android applications. *Android in the Wild (AitW)* is a large-scale dataset containing 715k human demonstrations across 30k unique natural language instructions and 357 apps, capturing realistic multi-step interactions on Android devices and websites. *WebArena-Lite* is a human-verified subset from *WebArena*, which contains 165 tasks spanning diverse websites such as Gitlab, maps, forums, shopping, and CMS, designed to evaluate multimodal web agents under realistic and complex user instructions.

10.2. RL Fine-tuning

Supervised fine-tuning uses human-annotated ground-truth actions to compute the semantic score between the predicted and ground-truth actions. In contrast, for RL fine-tuning, no human annotations are available. Instead, we prompt Gemini [6] as a teacher model to predict an action and adopt it as the reference action, since Gemini demonstrates high semantic fidelity and robustness, making it a suitable proxy for human-annotated actions.

In the experiments on AitW tasks, we evaluate the effect of our SEE module against various methods, including AppAgent [40], CogAgent [12], AutoUI [41], Filtered BC [22], and DigiRL [2]. For Filtered BC, Filtered BC-SEE, DigiRL, and DigiRL-SEE, all experiments are initialised from the AutoUI-Base model, ensuring a consistent starting point across methods. In the experiments on the WebArena-Lite benchmark, the compared methods include SFT, Filtered BC, DigiRL, and our SEE-augmented counterparts. All models are initialised from the SFTed Llama-3.1-8B model released by WebRL [25], which was trained on the trajectory data collected from the WebArena-Lite benchmark.

For the implementation of Filtered BC-SEE, we filter out the successful trajectories $\mathcal{D}_{\text{succ}}$ and applies behavior cloning to the ground-truth action a_i^* . We then extend the filtered BC loss with a semantics-aware term:

$$\ell_{\theta}^S(g_i, h_i, o_i, \tilde{a}_i) = -\tilde{r}(a_i, \tilde{a}_i, g_i, h_i, o_i) \log p_{\theta}(a_i | g_i, h_i, o_i), \quad (12)$$

and the loss function of Filtered BC-SEE is:

$$\begin{aligned} \ell_{\theta}^{\text{FBC-SEE}}(g_i, h_i, o_i, a_i^*, \tilde{a}_i) &= \ell_{\theta}^S(g_i, h_i, o_i, \tilde{a}_i) \\ &+ \lambda_i \ell_{\theta}^{\text{SFT}}(g_i, h_i, o_i, a_i^*) \end{aligned} \quad (13)$$

where the original filtered BC loss $\ell_{\theta}^{\text{SFT}}(g_i, h_i, o_i, a_i^*) = -\log p_{\theta}(a_i^* | g_i, h_i, o_i)$, $\lambda_i = 1 - (1 - \alpha_i) \tilde{r}$, and $\alpha_i =$

$\exp(-\ell_{\theta}^{\text{SFT}}(g_i, h_i, o_i, a_i^*))$ is defined in Eq. 5.

The VLMs used in the experiments of RL fine-tuning are summarised in Table 8, and the hyperparameter settings are provided in Table 9 and Table 10 respectively.

11. Training Curves

To further illustrate the effect of our SEE module, we present the training curves on the AitW General and Web Shopping tasks under both the Filtered BC and DigiRL optimisation settings in Fig. 3 and Fig. 4 respectively. The curves compare the baseline methods with their SEE-augmented counterparts, showing how semantic-level feedback influences convergence dynamics.

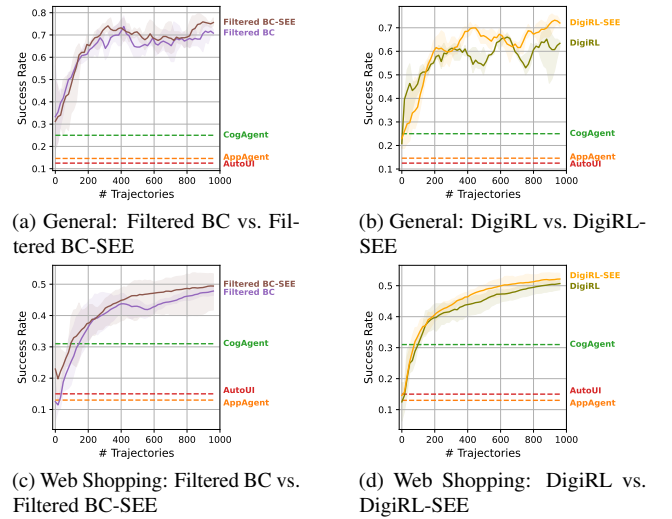


Figure 3. Training curves on AitW General and Web Shopping tasks. In all cases, incorporating our semantic estimator (SEE) leads to faster convergence and higher final success rates compared with the corresponding baselines.

12. Additional Experiment

In this section, we present experiments on the *AndroidControl* random-500 setup [16], comparing our method with models including Aria-UI [38], GUI-R1 [19], and AGUVIS [36]. As shown in Table 11, our approach outperforms these models.

Table 8. Summary VLMs used in RL fine-tuning.

Component	Task		Description
	AitW	WebArena-Lite	
Actor Model	AutoUI-Base	Llama-3.1-8B	Serves as the current policy for generating rollout actions.
Teacher Model	Gemini-2.5-Flash	Gemini-2.5-Flash	Provides proxy actions to replace costly human annotations.
World Model	Gemini-2.5-Flash	Gemini-2.5-Flash	Predicts the state transition given an action.
Evaluator	Gemini-1.5-Pro	Llama-3.1-8B	Automatically evaluates the success of tasks.

Table 9. Hyperparameter settings for the experiments on the AitW tasks.

Hyperparameter	Value
Batch Size	4
Total Trajectories	1000
Learning Rate	1e-4
Update Epoch (Actor)	20
Update Epoch (Critic)	5
Maximum Gradient Norm	0.01
Semantic Threshold (τ)	0.6
Discount Factor (η)	0.5
Semantic Reward Weight (β)	0.5

Table 10. Hyperparameter settings for the experiments on the WebArena-Lite benchmark.

Hyperparameter	Value
Batch Size	128
Total Trajectories	1000
Learning Rate	1e-6
Update Epoch (Actor)	1
Update Epoch (Critic)	1
Maximum Gradient Norm	1.0
Semantic Threshold (τ)	0.6
Discount Factor (η)	0.9
Semantic Reward Weight (β)	0.5

Table 11. Comparison on AndroidControl random 500 setup [16].

Method	Step.Acc
Aria-UI	10.2
GUI-R1-3B	46.6
GUI-R1-7B	51.7
AGUVIS-7B	61.5
AGUVIS-72B	66.4
ASL-7B (Ours)	68.9

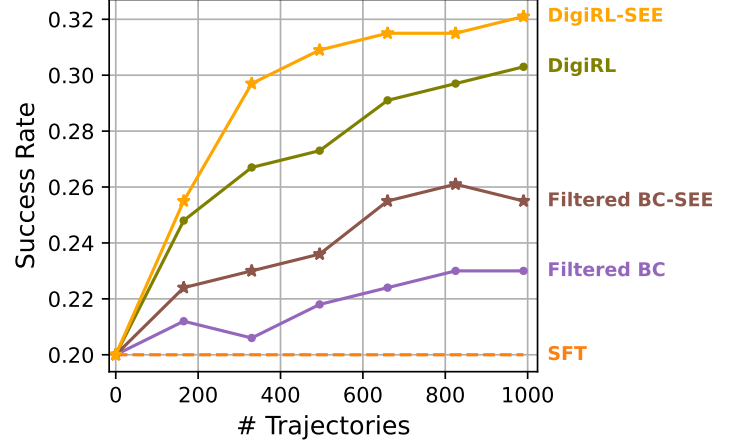


Figure 4. Training curves on the WebArena-Lite benchmark. Compared to the original baselines, incorporating our SEE helps achieve smoother optimisation dynamics and higher final task success rates, further confirming the effectiveness of semantic-level feedback in web control.

13. Prompt

13.1. Prompt for T3A*

You are an agent who can operate an Android phone on behalf of a user. Based on user's goal/request, you may

- Answer back if the request/goal is a question (or a chat message), like user asks "What is my schedule for today?"
- Complete some tasks described in the requests/goals by performing actions (step by step) on the phone.

When given a user request, you will try to complete it step by step. At each step, a list of descriptions for most UI elements on the current screen will be given to you (each element can be specified by an index), together with a history of what you have done in previous steps. Based on these pieces of information and the goal, you must choose to perform one of the action in the following list (action description followed by the JSON format) by outputting the action in the correct JSON format.

- If you think the task has been completed, finish the task by using the status action with complete as goal_status: `{{"action_type": "status", "goal_status": "complete"}}`
- Answer user's question: `{{"action_type": "answer", "text": "<answer_text>"}}`
- Click/tap on a UI element (specified by its index) on the screen: `{{"action_type": "click", "index": <target_index>}}`
- Long press on a UI element (specified by its index) on the screen: `{{"action_type": "long_press", "index": <target_index>}}`
- Clear the text in a text field (specified by its index): `{{"action_type": "clear_text", "index": <target_index>}}`
- Type text into an editable text field (specified by its index), this action contains clicking the text field, typing in the text and pressing the enter, so no need to click on the target field to start: `{{"action_type": "input_text", "text": <text_input>, "index": <target_index>}}`
- Press the Enter key: `{{"action_type":`

- The direction parameter for the 'scroll' action can be confusing sometimes as it's opposite to swipe, for example, to view content at the bottom, the 'scroll' direction should be set to "down". It has been observed that you have difficulties in choosing the correct direction, so if one does not work, try the opposite as well.

Text Related Operations

- Normally to select some text on the screen:

<i> Enter text selection mode by long pressing the area where the text is, then some of the words near the long press point will be selected (highlighted with two pointers indicating the range) and usually a text selection bar will also appear with options like 'copy', 'paste', 'select all', etc. <ii> Select the exact text you need. Usually the text selected from the previous step is NOT the one you want, you need to adjust the range by dragging the two pointers. If you want to select all text in the text field, simply click the 'select all' button in the bar.

- At this point, you don't have the ability to drag something around the screen, so in general you can not select arbitrary text.

- To delete some text: the most efficient way is to directly use the 'clear_text' action, which removes all content from a specific text field in one step. Alternatively, the traditional method is to place the cursor at the right position and use the backspace button on the keyboard to delete characters one by one (long pressing backspace can accelerate this if there are many characters). Another approach is to first select the text you want to delete, then press the backspace button on the keyboard.

- To copy some text: first select the exact text you want to copy, which usually also brings up the text selection bar, then click the 'copy' button in bar.

- To paste text into a text box, first long press the text box, then usually the text selection bar will appear with a 'paste' button in it.

- When typing into a text field, sometimes an auto-complete dropdown list will appear. This usually indicating this is a enum field and you should try to select the best match by clicking the corresponding one in the list.

Now output an action from the above list in the correct JSON format, following the description of the action you are taking. Your answer should look like:

Description: ...

Action: {"action_type":...}

Your Answer:

13.2. Prompt for World Model

You are an intelligent autonomous agent designed to predict how a smartphone UI will change in response to specific user actions. You will be given the following:

1. a list of descriptions for most UI elements on the current screen. 2. action1: a user action that to be applied to the current UI. 3. action2: a user action that to be applied to the current UI. action 1 and action 2 are individual actions. Each action is composed of an action type and a corresponding parameter. If the parameter is an index, it refers to the index of a UI element in the provided list. Additionally, assess whether the two actions would result in the same or similar UI changes. Provide a similarity score between 0 and 1 (with two decimal places), where 0 means completely different and 1 means identical.

****Your Task**:** For each user action, analyze the current UI and accurately predict the resulting change. Describe each predicted change clearly and in detail.

Here is a list of descriptions for some UI elements on the current screen: ui The user actions are: "action1":pred,"action2":label'

****Output Format**:** Return only predicted UI changes as a JSON map of strings as following.

Do not include any additional explanations, formatting, or comments.

"action1":"change1...","action2":"change2...","score":"similarity_s

13.3. Prompt for Teacher Model in the experiments on AitW

```
Given a mobile screen and the current context,
provide the next action based on the screen
information.
Available Actions (choose one): 1. Dual-point
gesture (click): {"action_type": "DUAL_POINT",
"touch_point": "[y_coord, x_coord]",
"lift_point": "[y_coord, x_coord]", "typed_text":
""} - For clicking: touch_point and lift_point
should be the same coordinates - Coordinates are
normalized between 0.0 and 1.0 (e.g., [0.5, 0.3]
means 50% down, 30% right) - Use 4 decimal places
for precision (e.g., [0.7761, 0.7089])
2. Dual-point gesture (scroll): {"action_type":
"DUAL_POINT", "touch_point": "[start_y,
start_x]", "lift_point": "[end_y, end_x]",
"typed_text": ""} - For scrolling up:
{"touch_point": "[0.8, 0.5]", "lift_point":
"[0.2, 0.5]"} - For scrolling down:
{"touch_point": "[0.2, 0.5]", "lift_point":
"[0.8, 0.5]"} - For scrolling left:
{"touch_point": "[0.5, 0.8]", "lift_point":
"[0.5, 0.2]"} - For scrolling right:
{"touch_point": "[0.5, 0.2]", "lift_point":
"[0.5, 0.8]"}
3. Type text: {"action_type": "TYPE",
"touch_point": "[-1.0, -1.0]", "lift_point":
"[-1.0, -1.0]", "typed_text": "<your_text>"}
4. Navigate back: {"action_type":
"PRESS_BACK", "touch_point": "[-1.0, -1.0]",
"lift_point": "[-1.0, -1.0]", "typed_text":
""}
5. Navigate home: {"action_type":
"PRESS_HOME", "touch_point": "[-1.0, -1.0]",
"lift_point": "[-1.0, -1.0]", "typed_text":
""}
6. Press enter: {"action_type": "PRESS_ENTER",
"touch_point": "[-1.0, -1.0]", "lift_point":
"[-1.0, -1.0]", "typed_text": ""}
7. Task complete: {"action_type":
"STATUS_TASK_COMPLETE", "touch_point":
"[-1.0, -1.0]", "lift_point": "[-1.0, -1.0]",
"typed_text": ""}
Current Context: {processed_obs}
Screen: <See the attached mobile screen image>
Instructions: - Analyze the mobile screen
carefully - Choose the most appropriate action to
progress towards the goal - For clicks, estimate
the center coordinates of the target element -
For scrolls, choose appropriate direction and
distance - For typing, provide the exact text to
be entered - Output only the JSON action format,
no additional text
Answer:
```

14. Qualitative Examples

We provide qualitative examples of our SEE modules applied to AitW tasks in Fig. 5 and Fig. 6.

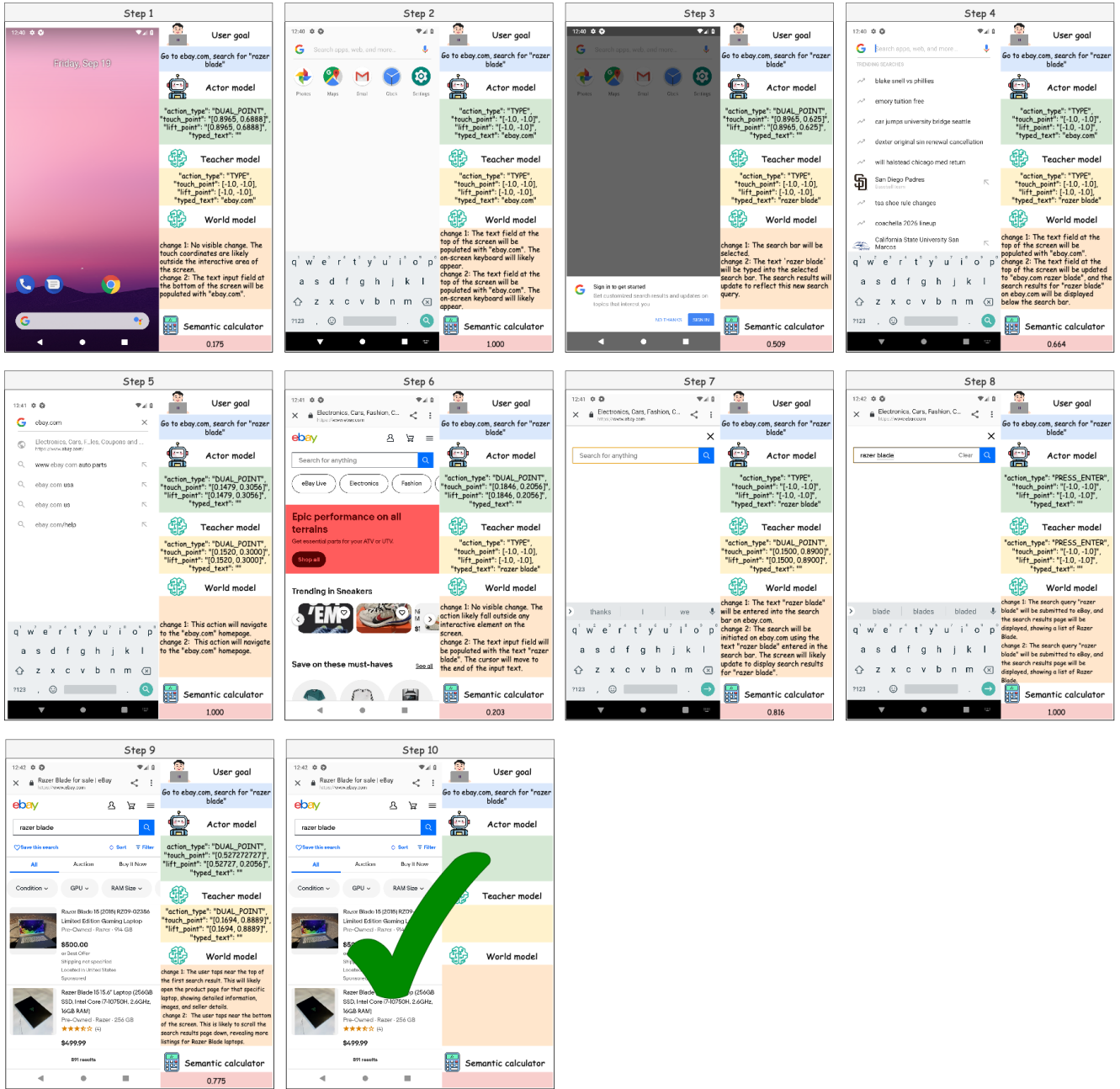


Figure 5. Example of a successful case on an AitW task with our SEE module.

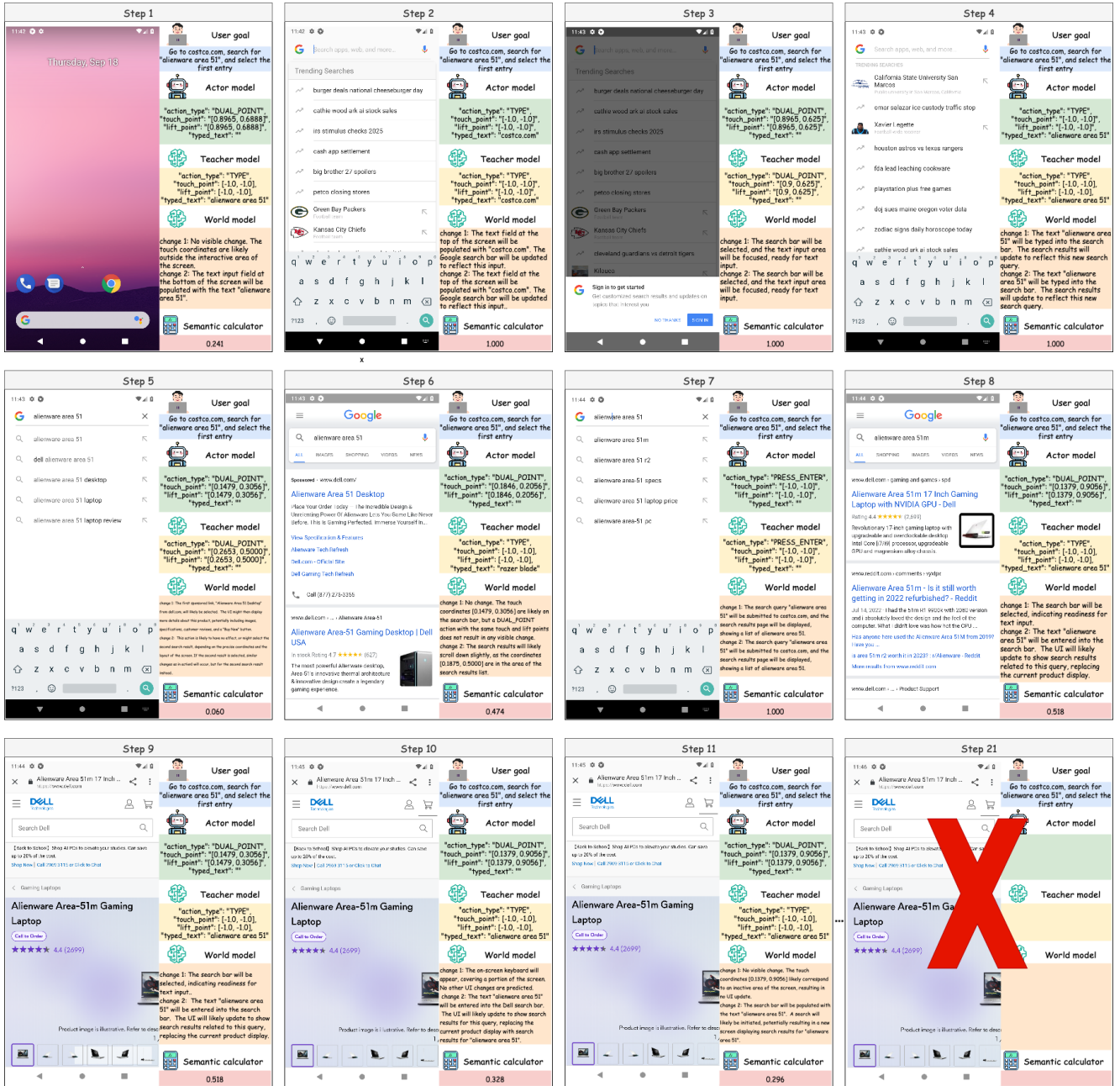


Figure 6. Example of a failure case on an AitW task with our SEE module.