arXiv:2506.17455v1 [cs.CV] 20 Jun 2025

AQUA20: A Benchmark Dataset for Underwater Species Classification under Challenging Conditions

Taufikur Rahman Fuad[1], Sabbir Ahmed[2*], Shahriar Ivan[2]

[1]Department of Electrical and Electronic Engineering.
[2]Department of Computer Science and Engineering.
Islamic University of Technology, Board Bazar, Gazipur, 1704, Dhaka, Bangladesh.

*Corresponding author(s). E-mail(s): sabbirahmed@iut-dhaka.edu;
Contributing authors: taufikur@iut-dhaka.edu;
shahriarivan@iut-dhaka.edu;

Abstract

Robust visual recognition in underwater environments remains a significant challenge due to complex distortions such as turbidity, low illumination, and occlusion, which severely degrade the performance of standard vision systems. This paper introduces AQUA20, a comprehensive benchmark dataset comprising 8,171 underwater images across 20 marine species reflecting real-world environmental challenges such as illumination, turbidity, occlusions, etc., providing a valuable resource for underwater visual understanding. Thirteen state-of-the-art deep learning models, including lightweight CNNs (SqueezeNet, MobileNetV2) and transformer-based architectures (ViT, ConvNeXt), were evaluated to benchmark their performance in classifying marine species under challenging conditions. Our experimental results show ConvNeXt achieving the best performance, with a Top-3 accuracy of 98.82% and a Top-1 accuracy of 90.69%, as well as the highest overall F1-score of 88.92% with moderately large parameter size. The results obtained from our other benchmark models also demonstrate trade-offs between complexity and performance. We also provide an extensive explainability analysis using GRAD-CAM and LIME for interpreting the strengths and pitfalls of the models. Our results reveal substantial room for improvement in underwater species recognition and demonstrate the value of AQUA20 as a foundation for future research in this domain. The dataset is publicly available at: https://huggingface.co/datasets/taufiktrf/AQUA20.

Keywords: Underwater Visual Recognition, AQUA20, Marine Species Classification, Explainable Deep Learning, Vision Transformers and Lightweight CNNs, Environmental challenges

1 Introduction

The National Oceanic and Atmospheric Administration (NOAA) of the United States reports that approximately 70% of the earth's surface is covered by our oceans and they play a major role in transporting heat from the equator to the poles, and also in regulating the climate and weather patterns, which is also supported by recent research works [1, 2]. The world's oceans have a significant economic impact, supporting industries such as shipping, fishing, renewable energy, and tourism. They contribute billions of dollars annually to the global economy, provide livelihoods for millions of people, and are vital for international trade and resource extraction [2]. As stated by the NOAA, the United States alone produces around 282 billion dollars worth of the ocean economy [2], and this extensive coverage emphasizes how crucial it is to develop efficient underwater imaging and sensing systems in order to explore, investigate, and monitor these ecosystems.

The vast and largely unexplored underwater realm presents distinctive challenges and opportunities for research in computer vision and image processing [3]. Technological advancements in underwater imaging hardware and equipments, such as digital holographic cameras with high repetition rate and moderate power lasers, coupled with simulation programs that can more accurately predict the effects of physical ocean parameters on the performance of imaging systems under different geometric configurations, have made it possible for researchers to record ever-more-detailed visual information on coral reefs, marine life, and human activity below the surface [4]. However, the lack of extensive, annotated datasets of underwater images has restricted the development of reliable computer vision algorithms designed for underwater settings.

Existing underwater image datasets have made valuable contributions to the field, but suffer from several limitations. The majority of the data concentrate on particular underwater scenarios or limited object categories, such as underwater vehicle navigation (CADDY) [5], fish species identification (Fish4Knowledge) [6], or coral reef monitoring (National Coral Reef Monitoring Program) [7]. Moreover, these datasets rarely feature good variation in depth, illumination, and water turbidity, making them lacking in imaging condition diversity. Furthermore, some of these datasets that are currently available have inconsistent annotations [8] or insufficient data [9], which makes them less appropriate for training contemporary deep learning models that need a large amount of data with reliable ground truth labeling.

Underwater object recognition is crucial to the field of marine research and engineering since it can yield useful data for the semantic understanding of the underwater environment. Even though there have been several studies in the domain of underwater object localization [10, 11], the particular task of underwater object classification has remained relatively less explored. Recent studies have highlighted the usefulness of underwater image perception techniques for visually-guided Autonomous Underwater

Vehicles (AUVs) and Remotely Operated Vehicles (ROVs) [8]. A critical observation of the authors is that poor visibility, light refraction, selective absorption, and scattering are among the common causes that can seriously hinder visual sensing even with high-end cameras, presenting a significant operational issue for these underwater robots. In order to alleviate these issues, the researchers underline the need for fast and accurate underwater image restoration techniques, for which they put forward a novel Generative Adversarial Network (GAN)-based image enhancement architecture and present a large-scale dataset known as Enhanced Underwater Visual Perception (EUVP). Despite promising results validating the suitability of their model and dataset for real-time underwater image enhancement, their work does not deal with identifying the diverse types of objects that are found in underwater environments.

Underwater object classification comes with its own unique set of problems, such as intra-class variation, inter-class similarity, background variation, poor visibility due to light attenuation and turbidity, color distortion, and so on. Several methods for improving underwater images have been proposed in recent years. However, these algorithms are primarily tested on either artificial datasets or a small number of carefully chosen real-world images [9, 12]. Among them, the authors of [9] mention that it is unknown how well these algorithms would work with images taken in the wild and how we could assess our performance in this field. Consequently, the authors present their Underwater Image Enhancement Benchmark (UIEB), which is comprised of 950 real-world underwater images, including 890 reference images with 60 images in the challenge set. The authors mention that there remains significant room for improvement, since their proposed Water-Net Convolutional Neural Network (CNN) model does not perform well on the challenge set. Moreover, it is unclear whether the size of the dataset is comprehensive enough for the task of underwater object classification using deep learning based approaches, since it is quite evident from recent research that such approaches require a vast amount of data for effective training [13].

Despite recent advances in computer vision and machine learning for terrestrial environments, there is a considerable gap in the availability of large-scale datasets for underwater scenarios. This gap impedes the development of algorithms capable of accurately recognizing and classifying a wide range of underwater items under a variety of situations. The underwater environment provides distinct visual constraints, such as color distortion, low contrast, changeable lighting, and scattering effects, which are underrepresented in many of the current available datasets.

This paper presents AQUA20, a large-scale public underwater image dataset that includes 8,171 samples with thorough annotations of 20 distinct categories such as fish, coral formations, marine plants, human divers, shark, shrimp, and so on. The dataset has numerous prospective applications across various domains. In marine biology and conservation, it can aid in the automated monitoring of coral reef health and marine species populations. It may improve the navigation and object recognition proficiency of underwater robotics and autonomous underwater vehicles. In the field of underwater archaeology and exploration, the dataset may facilitate the development of artifact detection and mapping techniques. Furthermore, the dataset can provide excellent resources for research into underwater image enhancement and restoration algorithms, which address the unique visual challenges of the underwater environment. The specific contributions of this research can be summarized as follows:

1. We introduce the first publicly available underwater image dataset featuring a diverse range of annotated marine species captured under real-world challenging conditions, tailored for the classification task.
2. We establish strong baseline benchmarks for classification tasks in underwater environments, offering a rigorous foundation for future research in underwater visual recognition and facilitating the development of robust, domain-specific vision algorithms.
3. We conduct an in-depth explainability analysis using state-of-the-art techniques (e.g., Grad-CAM, LIME) to visualize model attention, revealing the semantic regions influencing predictions and supporting interpretability in underwater classification.

The remainder of this paper is organized as follows. Section 2 reviews the related works in the domain of underwater image datasets, mentioning the different datasets proposed by other researchers along with their suitability for the task of underwater object recognition. Section 3 presents the methodology, including details of our proposed dataset and the data collection and annotation process. This section also highlights the specific challenging scenarios we wanted to incorporate into our dataset. Section 4 describes our experimental setup and presents the results based on our benchmark evaluations on this dataset, along with a discussion of the findings. This section also includes both qualitative and quantitative analyses of our results as well as a detailed explainability analysis of our benchmark models. Finally, we draw our conclusions in Section 5 with an overall summary of our work and potential directions for future research.

2 Related Works

Researches show that for a dataset to be considered suitable for the task of underwater object recognition, it needs to provide practical scenarios covering the various research challenges that are unique to the underwater image domain. Common problems encountered in this domain include limited visibility, light refraction and optical scattering [3], and a common approach to counter this problem is to use various advanced image enhancement and super-resolution techniques, resulting in significant improvement in image quality leading to better classification and informed decision making [14]. One recent study proposed a multistage fusion algorithm for underwater image super-resolution, which tried to obtain a more accurate underwater object characterization by enhancing the quality and detail of low-resolution underwater images [1]. Another paper tried to follow a different route by analyzing the noise in the underwater imaging process and studying the underwater noise preprocessing method, which eventually led to proposing a block mixed filter image denoising method based on noise statistical characteristics [15]. Using the EUVP dataset, another group of researchers investigated the impact of perceptual quality on the performance of binary fish classification [16]. The authors evaluated a total of five CNN architectures using poor quality images, good quality images and a combined dataset (containing both poor quality and good quality images), showing that models trained on good quality images consistently obtain better performance when tested within the same quality

domain than models that are trained and tested on poor quality images. Moreover, they showed that training on the combined dataset enhanced the models' ability to generalize across both test qualities simultaneously. Another recent work proposed their novel augmentation strategy called RoIMix, which reliably simulates overlapping, occluded and blurred objects, thus allowing the researchers to construct a model capable of achieving better generalization on underwater object detection [12]. However, this particular work suffers from the disadvantage of being biased by the overuse of synthetic images. As mentioned in a later survey, techniques like simulation of synthetic data and data augmentation can overcome the scarcity of training data, but it can also negatively affect the robustness of the network [17]. Additionally, while their task of underwater object detection involves localizing objects within images, our primary task of underwater object classification aims to identify object categories, which requires different model training and data considerations.

Another approach was taken by a different group of researchers who developed Unified multi-color-model-learning-based Deep Support Vector Machine (UDSVM), which combines features from multiple color models into a unified representation, providing richer feature diversity than single-color models. They integrated this multi-color strategy with a deep support vector machine architecture, which offers improved nonlinear modeling capabilities compared to traditional methods. Additionally, the authors created the Underwater Image Classification Dataset (UICD), which contains 6630 underwater images covering various degradation classes and different levels of degradation within the same class [18].

On the topic of developing the dataset itself, a recent survey by [19] pointed out the current and upcoming trends in the field of underwater marine object detection, mentioning that the success of deep-learning based underwater object classification task is largely reliant on the use of a well-constructed benchmark dataset, which should have the characteristics of being large-scaled, diversified, and overall class-balanced [20–22]. The Fish4Knowledge dataset [6] offers substantial coverage with its 23 distinct fish species classifications. However, it lacks any scope for allowing models to learn to distinguish between non-fish objects, as it only features different fish species instead of a diverse array of underwater objects, which are usually needed in a dataset meant for training a robust underwater object detection module. On a similar note, while the LifeCLEF dataset [23] provides valuable fish-specific resources, it also overlooks other critical marine organisms essential for comprehensive underwater ecosystem analysis.

In contrast, the Underwater Robot Professional Contest (URPC) [24] offers a well-known dataset for grabbing underwater robot objects, which features different uncommon marine species apart from only fish, such as holothurians, echinus, scallops, and starfish. This particular dataset presents significant practical limitations as a research resource, mainly because it lacks accessible test set annotations, and it became unavailable for download once the competition concluded. Consequently, researchers must arbitrarily partition the training data to create their own evaluation framework. This inconsistent splitting methodology renders meaningful comparisons with state-of-the-art approaches impossible, as each study essentially evaluates against a different standard. As a result, the URPC dataset fails to serve as a reliable performance benchmark for underwater object detection research. To address the limitations

of the URPC dataset, researchers developed the Underwater Open-Sea Farm Object Detection Dataset (UDD), containing 2227 images across three marine categories (holothurian, echinus, and scallop). This collection specifically targets enhanced object grasping functionality for underwater robotics in open-sea aquaculture applications [25]. Building on their initial work, they expanded their efforts by re-annotating both the URPC and UDD collections, resulting in a combined repository of 7,782 images. This initiative culminated in the creation of the Detecting Underwater Objects (DUO) dataset, which features diverse underwater environments and significantly improved annotation quality [26]. Despite their improvements, both the UDD and DUO datasets share limitations similar to the URPC dataset, as they were specifically designed for robotic grabbing of marine organisms. With their narrow focus on just three and four object classes respectively, lacking the diversity required for developing comprehensive underwater object detection and classification systems.

Observing some of the recent works, we find two large scale benchmarking datasets, namely the WildFish [27] and WildFish++ [28], both of which focus primarily on the task of Fish classification, especially the latter being more suitable for fine-grained fish recognition. This dataset, along with the Fish4knowledge dataset [6], was used to evaluate the ConvFishNet model [29], which incorporated large convolutional kernels and depth-wise separable convolutions to reduce the number of parameters in the model, and improved fish classification performance using the PixelShuffle technique to enhance the upsampling information. Although this dataset features a huge variety of fish species, it does not focus on any non-fish samples, which makes it not entirely suitable for a general underwater image classification task. On the other hand, the Underwater Image Classification dataset [30] provides a comprehensive collection of underwater images with the primary objective of facilitating underwater object detection tasks and for marine biology research as a whole. But it suffers from a lack of diversity as it only focuses on five classes: Jellyfish, Clams, Dolphins, Lobsters, and Nudibranchs. The Fish-gres dataset [31] is another notable dataset designed primarily for the task of fish species classification, but it does not feature the images in a format that represents how they are encountered in the real-world underwater environment. First of all, the images are acquired from traditional markets, taken in a terrestrial environment and not in the live underwater environment. Secondly, the images are high quality and taken in a controlled setting, thus eliminating many of the challenging scenarios that are usually faced while tackling the task of underwater image classification. This makes the dataset highly suitable for training detectors in an industrial setting, but not as appropriate for the specific task of underwater image classification.

An earlier work in this domain introduced the Moorea Labeled Corals dataset [32], which is a large-scale dataset comprising 400,000 annotation points on 2055 images. The dataset itself is designed for coral reef coverage estimation, which entails the task of determining the percentage of the reef surface covered by sand, rock, algae, and corals. Despite containing numerous samples covering diverse challenging scenarios similar to those observed in underwater image classification tasks, the purpose of this dataset varies significantly from general underwater object classification in live underwater environments.

In summary, we observe that the field currently lacks a widely recognized benchmark dataset that encompasses the diversity of underwater life. The development of an extensive, carefully curated benchmark collection representing various marine species remains a crucial priority for advancing research in this domain.

3 Methodology

This section outlines the experiments conducted in the paper, focusing on the methodology used for developing and evaluating the AQUA20 dataset for underwater species classification. We have divided it into two subsections, 3.1 and 3.2. Section 3.1 examines the process of collecting, defining, and labeling 8,171 images from various sources, categorizing them into 20 marine species with an 80/20 train-test split. It describes an annotation process involving initial labeling, independent reviews by three annotators, and an iterative approach to ensure a high-quality dataset while addressing the challenges encountered during this process. Section 3.2 discusses the evaluation of 13 state-of-the-art deep learning models of different architectural designs and sizes, all pretrained on ImageNet [33], to evaluate the performance trade-offs among model complexity, efficiency, and accuracy.

3.1 Dataset: AQUA20

3.1.1 Image Collection

We curate the AQUA20 dataset by carefully selecting images that depict authentic underwater environments with diverse marine life. Most of our initial images were sourced from the existing EUVP dataset [8], a collection of unlabeled images originally intended for underwater image enhancement to improve visual perception. First, we reviewed these images and selected those that clearly displayed marine animals or plants. Next, we organized them into different categories based on their content. Some categories lacked enough images (fewer than 30), so we excluded those. For the remaining categories that required additional examples, we included images from other publicly available sources. In the end, we had 8,171 high-quality images spread across 20 distinct types of marine life. To ensure we could effectively test our models, we divided the images into two groups: 80% for training and 20% for testing, ensuring each category contained at least 10 images in the test subset. Table 1 illustrates the sample distribution across each type of marine life in the dataset.

3.1.2 Class Definitions

The 20 classes in AQUA20 were defined to ensure taxonomic relevance and ecological significance. Table 2 details the biological classification and conservation importance of each category. The classes encompass a broad range of marine life that influences the underwater environment. The objective is to showcase species that are biologically diverse and ecologically significant. This variety aids researchers in developing AI models capable of identifying various underwater creatures and understanding their roles within the ecosystem.

Table 1: Class distribution in AQUA20 dataset

S.No.	Class	Train Samples	Test Samples	Total Samples
1	Coral	1562	348	1910
2	Crab	43	11	54
3	Diver	51	13	64
4	Eel	160	41	201
5	Fish	2200	538	2738
6	FishInGroups	272	72	344
7	Flatworm	50	13	63
8	Jellyfish	97	25	122
9	MarineDolphin	20	10	30
10	Octopus	20	10	30
11	Rayfish	382	95	477
12	SeaAnemone	890	221	1111
13	SeaCucumber	35	10	45
14	SeaSlug	79	20	99
15	SeaUrchin	115	29	144
16	Shark	71	19	90
17	Shrimp	22	11	33
18	Squid	24	10	34
19	Starfish	166	40	206
20	Turtle	300	76	376
	Total	6559	1612	8171

3.1.3 Data Annotation

Labeling the data was one of the most challenging steps in building this dataset. Underwater images present a set of unique difficulties—varying lighting, occlusions, and the sheer diversity of marine species make annotation far from straightforward. We began by filtering out images that did not clearly show a single species in an underwater setting. Each selected image was then labeled by an initial annotator. To ensure accuracy, three additional annotators independently reviewed every labeled image, flagging problematic cases that included images with multiple visible species, instances where the subject was too small, partially hidden, or unclear, as well as blurry, dark, or low-quality shots where confident identification was impossible.

After removing the problematic images, the remaining ones underwent a final consensus round. All three reviewers collaborated to verify each label, discussing

.

Table 2: AQUA20 classes and their roles in marine life. Each row shows a creature, its scientific group (such as Anthozoa or Chondrichthyes), and its environmental role such as building reefs or consuming prey. Biological classifications are sourced from the World Register of Marine Species (WoRMS) [34]. Ecological roles are summarized from marine ecology literature [35, 36]

Dataset Class	Biological Class	Ecological Role
Coral	Anthozoa	Build and sustain coral reefs, providing habitats for marine life
Crab	Malacostraca	Dig and rework seabed sediments, shaping habitats for other species
Diver (Human)	Mammalia	Human activity that can impact marine ecosystems through interaction or disturbance
Eel	Actinopterygii	Control prey populations, serve as prey for larger species, and facilitate nutrient cycling
Fish	Multiple classes	Vital for maintaining healthy aquatic ecosystems through food webs
FishInGroups	Multiple fish classes	Schooling behavior supports predator avoidance and efficient foraging
Flatworm	Rhabditophora	Indicators of seabed health and biodiversity in sediment habitats
Jellyfish	Scyphozoa	Serve as both predator and prey, influencing plankton populations
MarineDolphin	Mammalia	Apex predators and indicator species of marine ecosystem health
Octopus	Cephalopoda	Smart predators that control shellfish populations and adapt to environments
Rayfish	Chondrichthyes	Bottom-dwelling predators that stir up sediment while hunting prey
Sea Anemone	Anthozoa	Host algae and provide shelter for clownfish and other small marine life
SeaCucumber	Holothuroidea	Clean ocean floors by consuming dead organic matter, recycling nutrients
SeaSlug	Gastropoda	Produce bioactive chemicals used in medical research and pharmaceutical development
SeaUrchin	Echinoidea	Graze on algae, preventing overgrowth, and contribute to reef formation
Shark	Chondrichthyes	Maintain ecosystem balance by regulating prey populations
Shrimp	Malacostraca	Break down organic waste and serve as food for larger marine animals
Squid	Cephalopoda	Mid-trophic predators that transfer energy from small prey to whales and seabirds
Starfish	Asteroidea	Control mussel and barnacle populations, preserving biodiversity
Turtle	Reptilia	Spread nutrients across oceans and maintain seagrass beds through grazing

and resolving any disagreements. If there were still doubts about an image, it was discarded. This multi-stage process—initial labeling, independent review, and final consensus—helped minimize errors and maintain consistency. The result is a high-confidence dataset where every image is clearly labeled. Figure 1 shows representative samples from all 20 categories. The final dataset is available at: https://huggingface.co/datasets/taufiktrf/AQUA20.

(a) Coral (b) Crab (c) Diver (d) Eel (e) Fish

(f) FishInGroups (g) Flatworm (h) Jellyfish (i) Marine-Dolphin (j) Octopus

(k) Rayfish (l) SeaAnemone (m) Sea-Cucumber (n) SeaSlug (o) SeaUrchin

(p) Shark (q) Shrimp (r) Squid (s) Starfish (t) Turtle

Fig. 1: Representative samples from the AQUA20 dataset from each of the classes.

3.1.4 Dataset Challenges

Working with underwater images comes with multiple diverse challenges. Lighting conditions vary dramatically with depth and water clarity, making consistent analysis difficult. The underwater environment also introduces complications like murky water, shadows, and obstructions that obscure subjects. Additionally, marine species recognition is inherently tough—countless species look extremely similar, and even individuals within the same species can appear vastly different due to age, environment, or perspective. Despite the abundance of underwater imagery, obtaining and accurately labeling clear examples of specific species remains a time-consuming and labor-intensive task. The challenges can be broadly grouped into three main areas.



(a) *Octopus* (left) and *Squid* (right)

(b) *Flatworm* (left) and *SeaSlug* (right)

(c) *MarineDolphin* (left) and *Shark* (right)

(d) *SeaUrchin* (left) and *SeaAnemone* (right)

Fig. 2: High Inter-class similarity in the AQUA20 dataset: these image pairs illustrate how different marine species can look remarkably alike, posing a significant challenge for precise species recognition in complex underwater environments.

- **Inter-class Similarity:** Some marine species look very similar, making them difficult to distinguish. This visual overlap challenges AI models, as they must rely on subtle differences, like body shape or markings, to correctly identify each species. Humans also struggle with these similarities, showing how complex underwater classification can be. Figure 2 illustrates this scenario with examples of image pairs.

- **Intra-class Variation:** Images in the same class can look very different from each other. For example, pictures of *fish* might show them at different sizes, angles, or lighting, while *coral* can have various textures and shapes. Because of this, the model needs to learn features that stay consistent despite these variations. Figure 3 shows examples—each row in the two columns has two images from the same class, but they look nothing alike.
- **Environmental Adversities:** Underwater photos often face tough conditions that make recognition harder. Lighting can be uneven—some areas too bright while others are dark—and busy backgrounds make it difficult to spot creatures. Many marine animals are partly hidden by sand, plants, or other objects. Murky water scatters light, making images hazy and less clear. These issues force AI models to work harder to identify species accurately despite poor visibility. Figure 4 shows examples of these challenging conditions.

Collectively, these challenges reflect the complexities of underwater ecosystems, making AQUA20 a rigorous benchmark for evaluating model robustness in real-world scenarios.



(a) *Coral* (b) *Jellyfish*

(c) *Squid* (d) *Eel*

(e) *Flatworm* (f) *Crab*

(g) *SeaSlug* (h) *Rayfish*

Fig. 3: Sample image pairs demonstrating the high intra-class variation of the AQUA20 dataset.

3.2 Model Description

The selection of appropriate deep learning models is crucial for benchmarking tasks. In our experiment, we employed a set of 13 state-of-the-art models. Diverse in architecture, parameter sizes, and design, these models ensure a fair performance comparison across different configurations on our novel dataset. These pretrained models have demonstrated remarkable performance across a wide range of downstream vision tasks [37–42], making them strong candidates for benchmarking in the underwater domain. This variety enables us to evaluate trade-offs between model complexity, computational efficiency, and predictive performance. Another aspect we addressed was



(a) Lighting and Background

(b) Turbidity

(c) Occlusion

Fig. 4: Different challenging conditions of the AQUA20 dataset, where the samples reflect real-life challenges such as illumination variation, turbidity, and occlusion.

reproducibility: all of these model architectures, along with pretrained weights, are readily available in the open-source community, ensuring that our experiments can be easily replicated and extended by others. The models are ordered from oldest to newest in our experiment.

3.2.1 VGG19

VGG19 [43] is a classic deep CNN with 19 layers of uniform 3×3 convolutional blocks, serving as a baseline for evaluating raw depth and inductive biases. At 139M parameters, it is the largest model in our selection. Its lack of modern optimizations highlights architectural advancements in efficiency, providing insights into the trade-offs between depth and computational cost for underwater imagery.

3.2.2 InceptionV3

InceptionV3 [44] employs parallel multi-scale convolutions within inception modules to capture diverse spatial features. Through factorized convolutions and auxiliary classifiers, it achieves robust accuracy with 21M parameters. This hierarchical multi-scale processing of the model is particularly relevant for underwater imagery, where fine-grained details and varying object scales are common.

3.2.3 ResNet50

ResNets [45] are a family of neural network architectures that introduced the concept of deep residual learning to address the challenges associated with training very deep networks. By using residual blocks, which incorporate skip connections, these models effectively mitigate the vanishing gradient problem and enable the construction of significantly deeper networks. This architecture facilitates the learning of identity mappings, allowing gradients to flow more easily through the network during backpropagation. Our chosen variant is ResNet50, a 50-layer deep model with approximately 23.5M parameters, striking a balance between performance and computational efficiency.

3.2.4 SqueezeNet1_1

SqueezeNet [46] employs compact 'fire modules' that combine squeeze layers and expand layers to minimize parameters. The squeezenet1_1 variant, with only 0.73M parameters, is the smallest model in our benchmark. Despite its size, it maintains competitive accuracy, offering a viable solution for low-power applications for underwater robotics like AUVs.

3.2.5 DenseNet121

The core innovation of DenseNet [47] lies in its dense connectivity pattern, where each layer is directly connected to all subsequent layers within a dense block. This design ensures maximum information flow, diverse feature representations, and high parameter efficiency. By reusing features across layers, DenseNet maintains compact feature representations while minimizing redundancy [48]. Our selected variant, DenseNet121, comprises 121 layers organized into four dense blocks with 6, 12, 24, and 16 layers, respectively. With approximately 7 million parameters, this architecture is relatively lightweight yet achieves robust performance.

3.2.6 MobileNetV2

MobileNet [49] is a family of CNN architectures designed to work well in mobile and resource-constrained environments. With 2.24M parameters, this is one of the lightest architectures among our choices, making it highly suitable for real-time or edge device deployment [50]. The foundation of the MobileNetV2 [51] architecture is an inverted residual structure, with residual connections between bottleneck layers. The model employs depth-wise separable convolutions to reduce computational costs while maintaining reasonable accuracy significantly.

3.2.7 ShuffleNetV2X10

ShuffleNetV2 [52] is a lightweight CNN architecture built on ShuffleNet [53], optimizing for edge devices and hardware efficiency through regular 1×1 convolutions, a channel split operation, and channel shuffling. The ShuffleNetV2_X1_0 version contains around 1.27M parameters, making it one of the smallest in our selection. Its extreme efficiency is critical for underwater platforms with stringent resource constraints.

3.2.8 EfficientNetB0

EfficientNet [54] is a family of CNNs where the key innovation is compound scaling, which uniformly scales all dimensions of depth, width, and resolution using a single parameter. With approximately 4M parameters, EfficientNetB0 achieves one of the best balances between performance and efficiency, making it an ideal choice for use cases with limited resources [55], such as edge devices. Low resource usage is also a key consideration for our work, as most underwater systems, like underwater robots, may have to perform computations onboard.

3.2.9 RegNetX32GF

RegNet [56] systematically optimizes CNN dimensions via design space exploration, emphasizing regularity and scalability. The RegNetX_32GF variant with 105M parameters uses grouped convolutions to balance efficiency and accuracy. Its inclusion evaluates whether principled, data-driven architectures outperform manually designed networks in underwater scenarios.

3.2.10 ViTB16

The Vision Transformers (ViTs) [57] are a set of models for image classification that employ a Transformer-like architecture over patches of the image [58]. It is an adaptation of the self-attention[59] mechanism to computer vision tasks, which was originally designed for NLP tasks like machine translation. With around 85 million parameters, ViT-B16 is one of the most parameter-heavy models in our selection. ViT's inclusion evaluates the efficacy of attention-based models compared to traditional CNNs on our dataset.

3.2.11 SwinV2B

Swin Transformer V2 [60] enhances ViT with a hierarchical shifted-window mechanism, enabling efficient local-global dependency modeling. By blending the structural benefits of CNNs with the dynamic receptive fields of transformers, this architecture provides a robust framework for vision tasks. Its inclusion in our benchmark evaluates whether hierarchical attention mechanisms generalize to complex underwater spatial patterns.

3.2.12 ConvNeXt

ConvNeXt [61] is a modern CNN architecture designed to enhance the standard ConvNets while maintaining simplicity and efficiency. It incorporates design elements

inspired by ViTs [57], such as larger kernels, depthwise convolutions, and layer normalization, making it suitable for various computer vision tasks. The variant we used has approximately 87 million parameters. We chose a larger model to investigate whether a properly redesigned CNN can compete with transformers, maintaining computational simplicity.

3.2.13 MaxViT

MaxViT[62] represents a family of hybrid architectures that effectively blend convolutional and attention mechanisms. Its hierarchical structure, block-local attention mechanism for spatially aware feature extraction, and grid-global attention for cross-region interactions make it suitable for most computer vision tasks. With around 30M parameters, its selection was motivated by its strong performance across a wide range of vision tasks, improving efficiency and maintaining generalization.

4 Results and Discussions

4.1 Experimental Setup

We conducted all experiments in *Python* using *PyTorch* and *TorchVision*. Each model was initialized with weights pretrained on ImageNet [33] to leverage transfer learning. To maintain consistency with standard pretrained models, all input images were resized to 32×32 pixels and normalized using ImageNet statistics: $\boldsymbol{\mu} = (0.485, 0.456, 0.406)$ and $\boldsymbol{\sigma} = (0.229, 0.224, 0.225)$ for RGB channels. No augmentation was applied during training. We employed the Adam optimizer with a fixed learning rate of 0.001, a batch size of 32, and trained for 100 epochs using cross-entropy loss as our objective function. The experiments were performed on an NVIDIA Tesla P100 GPU with 3584 CUDA cores and 16GB of VRAM.

To optimize training efficiency, we adopted a two-stage strategy. In the first stage, we trained only the classifier layers while keeping the rest of the network frozen. After the classifier converged, we proceeded to the second stage, during which the entire model was fine-tuned end-to-end. Interestingly, most models reached their peak performance after the initial feature extraction phase, suggesting that the pretrained features transferred effectively without extensive fine-tuning. In our analysis, only EfficientNetB0 [54] overtook its performance from training solely the classifier layer. The reported results are based on the checkpoints that achieved the highest performance during evaluation.

4.2 Evaluation Metrics

We have selected accuracy as our primary evaluation metric. Additionally, we report other performance metrics to provide a comprehensive evaluation of each model, as shown in Table 3. The metrics used in this paper are defined as follows:
Accuracy is the proportion of correct predictions (both TP and TN) among the total

number of cases examined.

$$\text{Accuracy} = \frac{TP + TN}{TP + TN + FP + FN}$$

Precision is the proportion of TP among all positive predictions.

$$\text{Precision} = \frac{TP}{TP + FP}$$

Recall is the proportion of TP that were correctly identified.

$$\text{Recall} = \frac{TP}{TP + FN}$$

F1-Score is the harmonic mean of precision and recall, providing a balanced measure between them.

$$\text{F1-Score} = 2 \times \frac{\text{Precision} \times \text{Recall}}{\text{Precision} + \text{Recall}}$$

ROC-AUC is the area under the curve (AUC) of the receiver operating characteristic (ROC) curve, which plots the true positive rate (TPR) against the false positive rate (FPR) at different thresholds, measuring the model's ability to distinguish between positive and negative classes.

$$\text{ROC-AUC} = \int_0^1 \text{TPR}(\text{FPR})\, d\text{FPR}$$

Here,

TP (True Positives) refers to correctly predicted positive instances.
TN (True Negatives) to correctly predicted negative instances.
FP (False Positives) to negative instances incorrectly predicted as positive.
FN (False Negatives) to positive instances incorrectly predicted as negative.

4.3 Performance Analysis of Baseline Models

Our evaluation of thirteen deep learning models on the AQUA20 dataset provides critical insights for underwater species classification, highlighting the relationship between performance, efficiency, and real-world applicability. ConvNeXt [61] is the top performer, achieving the highest precision (0.914), recall (0.8732), F1-score (0.8892), and Top-1/Top-3 accuracies (90.69%/98.82%) among all models. Its strong capability to generalize in the challenging visual conditions of underwater environments, including variations within classes and environmental noise, demonstrates the effectiveness of contemporary convolutional architectures incorporating transformer-inspired designs.

Transformer-based models, including SwinV2B [60] (F1=0.8429, Top-3=98.76%) and ViT-B16 [57] (F1=0.7889, Top-3=98.45%), demonstrated strong performance, particularly in modeling complex spatial relationships. However, they were consistently outperformed by ConvNeXt, indicating that well-designed convolutional networks

Table 3: Performance comparison of various state-of-the-art pretrained architectures.

Model	Parameters	Precision	Recall	F1-Score	Top-1 Acc	Top-2 Acc	Top-3 Acc
VGG19	**139,652,180**	0.6343	0.5274	0.5172	0.7798	0.8648	0.9076
InceptionV3	21,826,548	0.6968	0.5505	0.5974	0.7636	0.8797	0.9305
ResNet50	23,549,012	0.7974	0.7064	0.7366	0.8269	0.9287	0.9646
SqueezeNet1_1	732,756	0.7145	0.5899	0.6274	0.768	0.8865	0.9373
DenseNet121	6,974,356	0.8157	0.6964	0.7396	0.8275	0.9256	0.9708
MobileNetV2	2,249,492	0.7726	0.6287	0.6711	0.8009	0.915	0.9566
ShuffleNetV2X10	1,274,104	0.7313	0.5885	0.6311	0.7866	0.9032	0.9522
EfficientNetB0	4,033,168	0.6907	0.6298	0.6406	0.8164	0.9194	0.9541
RegNetX32GF	105,340,980	0.8772	0.7931	0.8213	0.866	0.9522	0.977
ViTB16	85,814,036	0.8716	0.7589	0.7889	0.8734	0.9603	0.9845
SwinV2B	86,926,348	0.8755	0.8249	0.8429	0.8865	0.9671	0.9876
ConvNeXt	87,586,964	**0.914**	**0.8732**	**0.8892**	**0.9069**	**0.9758**	**0.9882**
MaxViT	30,417,864	0.8554	0.803	0.8181	0.8623	0.9522	0.9845

maintain a competitive advantage in this domain. EfficientNetB0 [54] strikes an ideal balance between performance and computational efficiency, achieving a Top-3 accuracy of 95.41% with only 4M parameters, making it highly suitable for resource-constrained underwater platforms. Similarly, lightweight models like MobileNetV2 [49] (Top-3=95.66%) and ShuffleNetV2 [52] (Top-3=95.22%) delivered impressive results, validating their potential for real-time, low-power applications.

In contrast, VGG19 [43], with its substantial 139M parameters, significantly underperformed (F1=0.5172, Top-1=77.98%), highlighting the inefficiency of deep, non-optimized architectures in contemporary benchmarks. MaxViT [62], a hybrid CNN-transformer model, achieved a respectable Top-1 accuracy (86.23%) but at a higher computational cost (30M parameters), illustrating the trade-off between model complexity and performance. The consistently high Top-3 accuracies across most models (often exceeding 95%) indicate that even when misclassifications occur, the correct label is frequently among the top predictions. Table 3 presents the performance results of the models used in our experiment.

4.3.1 Class-wise analysis

The ConvNeXt model's class-wise metrics in Table 4 provide critical insights into its performance on marine species classification, revealing the impact of data imbalance and class complexity on model efficacy. Classes with more support, such as *fish* (538

Table 4: Performance for the top-performing baseline architecture (ConvNeXt)

Class	Precision	Recall	F1-Score	ROC-AUC	Support
Coral	0.8871	0.9253	0.9058	0.9850	348
Crab	0.9000	0.8182	0.8571	0.9984	11
Diver	1.0000	1.0000	1.0000	1.0000	13
Eel	0.7600	0.9268	0.8352	0.9971	41
Fish	0.9182	0.9182	0.9182	0.9867	538
FishInGroups	0.8065	0.6944	0.7463	0.9924	72
Flatworm	0.8462	0.8462	0.8462	0.9982	13
Jellyfish	0.9259	1.0000	0.9615	0.9998	25
MarineDolphin	0.7778	0.7000	0.7368	0.9984	10
Octopus	1.0000	0.6000	0.7500	0.9871	10
Rayfish	0.9583	0.9684	0.9634	0.9987	95
SeaAnemone	0.9155	0.8824	0.8986	0.9941	221
SeaCucumber	1.0000	0.9000	0.9474	0.9993	10
SeaSlug	0.9474	0.9000	0.9231	0.9991	20
SeaUrchin	0.7879	0.8966	0.8387	0.9987	29
Shark	0.8889	0.8421	0.8649	0.9988	19
Shrimp	1.0000	0.9091	0.9524	0.9998	11
Squid	1.0000	0.8000	0.8889	0.9969	10
Starfish	0.9744	0.9500	0.9620	0.9994	40
Turtle	0.9868	0.9868	0.9868	0.9997	76

samples) and *coral* (348 samples), yield high F1-scores (0.9182 and 0.9058, respectively), suggesting that abundant training data enhances model reliability. However, classes with less support, like *octopus* and *marineDolphin* (both 10 samples), show lower F1-scores (0.7500 and 0.7368) due to poor recall, indicating that the model struggles to identify all positive instances when data is limited. This underscores the need for data augmentation or oversampling techniques to improve performance on rare classes. The perfect scores for *diver* (F1-score: 1.0000, 13 samples) indicate that highly distinct visual features can compensate for low support, offering insights for feature engineering in similar scenarios. Additionally, the lower recall for *fishInGroups* (0.6944) compared to *fish* suggests that complex patterns, like grouped entities, challenge the model's detection capabilities, pointing to potential improvements in handling contextual or multi-object scenarios. High ROC-AUC values across all classes (above 0.9850) confirm strong discriminative power, but the variability in F1-scores emphasizes that

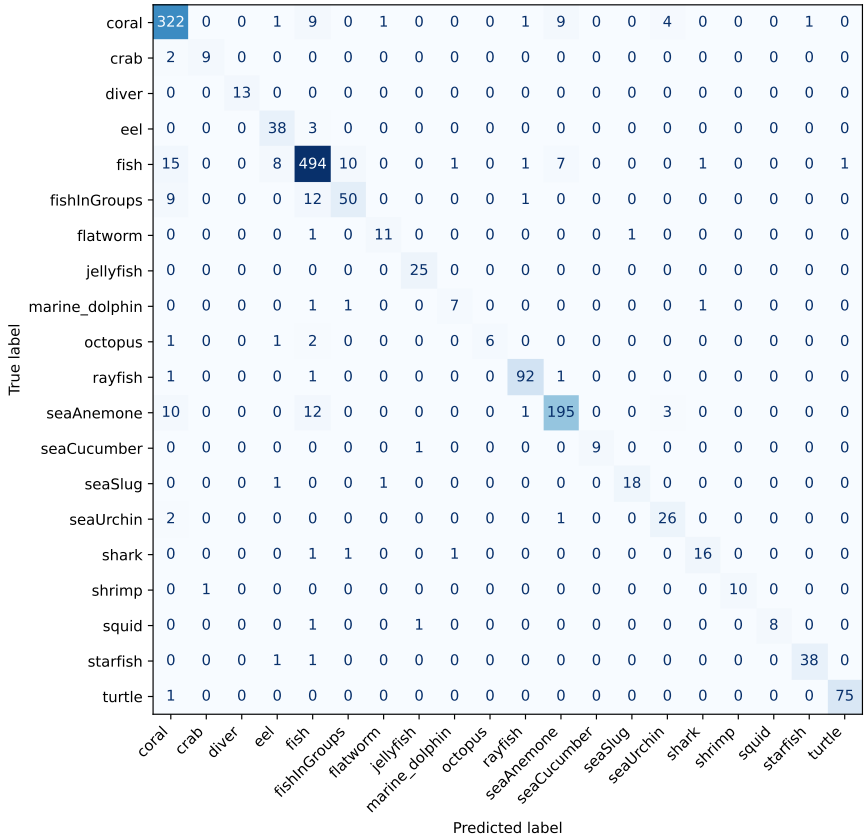

Fig. 5: Confusion Matrix for top-performing baseline architecture (ConvNeXt)

overall model success relies on addressing class imbalance and pattern complexity to ensure robust generalization.

4.4 Error Analysis

The confusion matrix for the ConvNeXt model on the Aqua20 dataset (Figure 5) reveals that the *Coral* class is the most frequently misclassified. This arises from two key challenges: the visual similarity between *corals* and other marine species (including *starfish*, *seaAnemones*, *seaSlugs*, and *turtles*), and the high intra-class diversity among *coral* variants. As illustrated in Figure 6, many misclassifications occur between these categories, a task so challenging that even human observers struggle due to shared traits like textured surfaces, branching structures, or similar color patterns. This difficulty is reflected in both the confusion matrix and Figure 6.

To understand these errors, we examined the primary sources of confusion. Overlapping features, such as the tentacle-like appearance of *seaAnemones* and *corals*, or the mottled patterns of *seaSlugs* and *flatworms*, often lead to misclassifications.

(a) *Coral* misclassified as *starfish* (left) and a similarly looking *starfish* in the dataset (right)

(b) *Turtle* misclassified as *coral* (left) and a similar-looking *coral* in the dataset (right)

(c) *Fish* misclassified as *shark* (left) and a similar-looking *shark* in the dataset (right)

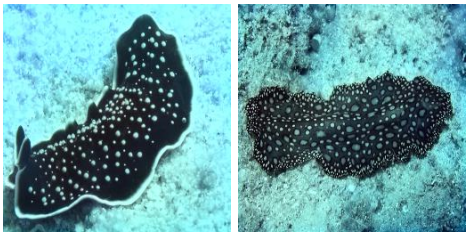

(d) *SeaSlug* misclassified as *flatworm* (left) and a similar-looking *flatworm* in the dataset (right)

Fig. 6: Error analysis with similar looking samples

Environmental factors further complicate the task; poor lighting, motion blur, and cluttered backgrounds can obscure key details. For instance, in low visibility, a *turtle's* rough shell might be mistaken for *coral*. These issues underscore the inherent difficulty of underwater image classification, where biological resemblances and imaging constraints challenge even state-of-the-art models. Despite these hurdles, ConvNeXt achieves strong overall performance, as indicated by the high diagonal values in the confusion matrix. Here, the errors highlight the complexity of underwater scenes, where visual ambiguity remains a significant obstacle.

4.5 Explainability Analysis

Explainable AI (XAI) techniques have become essential for interpreting the decision-making processes of deep learning models, offering insights into model behavior, uncovering potential biases, and increasing trust in predictions [63]. These techniques are now widely used across a broad range of downstream tasks, to enhance transparency and guide model refinement [64–66]. To explore how deep learning models interpret underwater images, we performed an explainability analysis using Gradient-Weighted Class Activation Mapping (GradCAM) [67] and Local Interpretable Model-Agnostic Explanations (LIME) [68] on two models assessed with the AQUA20 dataset: ConvNeXt (90.69% Top-1 accuracy) as one of the high performing model and InceptionV3 (76.36% Top-1 accuracy) as one of the low performing

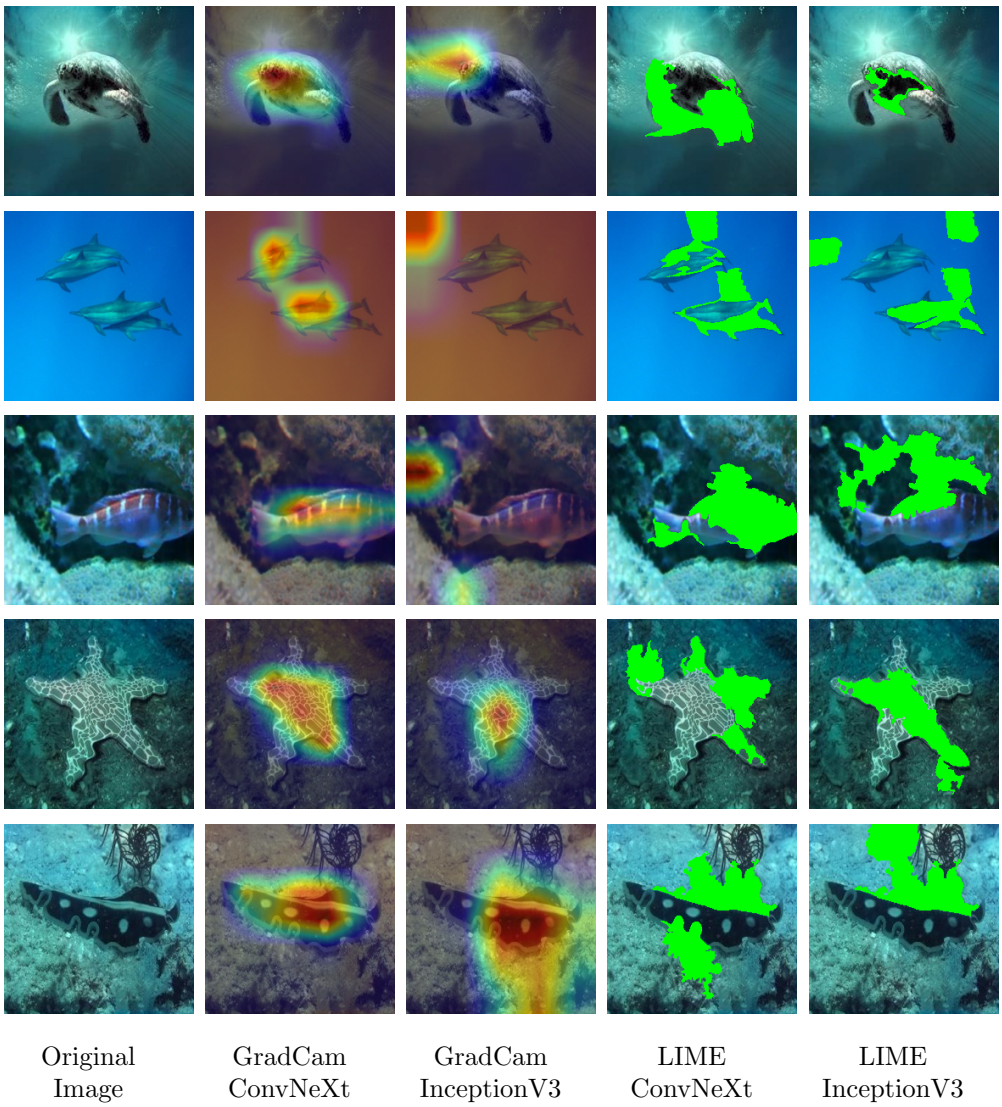

Fig. 7: Explainability analysis with two different models for the AQUA20 dataset, one top-performing and one poor-performing. This shows what causes one model to perform better than the others and what influences the model's decisions.

model. GradCAM produces heatmaps by leveraging gradients from the target class to highlight influential regions, while LIME perturbs images to approximate decision boundaries, marking key areas with overlays. These techniques were applied to visualize feature prioritization, as shown in Figure 7. ConvNeXt consistently targets biologically relevant features, like a sea *turtle*'s head and flippers or a *dolphin*'s

midsection, demonstrating precision that aligns with its superior accuracy, while InceptionV3's broader, less focused attention often spills into irrelevant areas like the seabed, correlating with its lower performance. These differences suggest that precise feature detection enhances robustness in challenging underwater environments, critical for marine conservation applications where trustworthy species classification is essential.

5 Conclusion

This work presents AQUA20, a public, large-scale underwater image dataset that captures diverse marine species and objects under challenging environmental conditions. Unlike previous datasets, AQUA20 emphasizes real-world variability, including lighting, turbidity, and occlusions, as well as a decent number of test cases involving intra-class variation and inter-class similarity, thus providing a robust benchmark for underwater image classification tasks. We provide a comprehensive evaluation on a selection of 13 state-of-the-art deep learning models, which shows ConvNeXt performing the best in all metrics, especially accuracy and F1-score. We also provide valuable insights into the models' decision-making processes through the integration of explainability analysis tools such as Grad-CAM and LIME visualizations. Overall, we believe AQUA20 not only advances the development of more accurate and interpretable models but also addresses critical gaps in existing datasets, supporting future research in marine biology, underwater robotics, and environmental monitoring. Future directions include expanding the dataset to cover more species, specialized image enhancement techniques to counter the various environmental challenges such as varying illumination, occlusion, and turbidity, and exploring domain adaptation techniques to improve robustness across diverse underwater environments.

Declarations

Ethics approval and consent to participate. Not applicable

Funding. This research did not receive any specific grant from any funding agencies in the public, commercial, or not-for-profit sectors.

Data Availability. The dataset used for this research is publicly available at: https://huggingface.co/datasets/taufiktrf/AQUA20.

Code Availability. All codes will be made publicly available upon acceptance of the manuscript.

The authors declare no conflict of interest. The authors declare no conflict of interest

References

[1] Ghaban, W., Ahmad, J., Siddique, A.A., Alshehri, M.S., Saghir, A., Saeed, F., Ghaleb, B., Rehman, M.U.: Sustainable Environmental Monitoring: Multi-stage Fusion Algorithm for Remotely Sensed Underwater Super-Resolution Image

Enhancement and Classification. IEEE J. Sel. Top. Appl. Earth Obs. Remote. Sens. **18**, 3640–3653 (2025) https://doi.org/10.1109/JSTARS.2024.3522202

[2] National Oceanic and Atmospheric Administration: Ocean Facts. https://oceanservice.noaa.gov/ocean/30days/. Accessed: 2023-10-23 (2023)

[3] McLellan, B.C.: Sustainability assessment of deep ocean resources. Procedia Environmental Sciences **28**, 502–508 (2015) https://doi.org/10.1016/j.proenv.2015.07.060

[4] Kocak, D.M., Dalgleish, F.R., Caimi, F.M., Schechner, Y.Y.: A focus on recent developments and trends in underwater imaging. Marine Technology Society Journal **42**(1), 52–67 (2008) https://doi.org/10.4031/002533208786861209

[5] Gomez Chavez, A., Ranieri, A., Chiarella, D., Zereik, E., Babić, A., Birk, A.: Caddy underwater stereo-vision dataset for human–robot interaction (hri) in the context of diver activities. Journal of Marine Science and Engineering **7**(1) (2019) https://doi.org/10.3390/jmse7010016

[6] Fisher, R.B., Chen-Burger, Y.-H., Giordano, D., Hardman, L., Lin, F.-P., et al.: Fish4knowledge: collecting and analyzing massive coral reef fish video data **104** (2016) https://doi.org/10.1007/978-3-319-30208-9

[7] NOAA National Centers for Coastal Ocean Science: National Coral Reef Monitoring Program: Assessment of coral reef fish communities in the U.S. Virgin Islands. https://doi.org/10.7289/v5f769mm (2018)

[8] Islam, M.J., Xia, Y., Sattar, J.: Fast underwater image enhancement for improved visual perception. IEEE Robotics and Automation Letters **5**(2), 3227–3234 (2020) https://doi.org/10.1109/LRA.2020.2974710

[9] Li, C., Guo, C., Ren, W., Cong, R., Hou, J., Kwong, S., Tao, D.: An underwater image enhancement benchmark dataset and beyond. IEEE transactions on image processing **29**, 4376–4389 (2019) https://doi.org/10.1109/TIP.2019.2955241

[10] Yang, H., Liu, P., Hu, Y., Fu, J.: Research on underwater object recognition based on yolov3. Microsystem Technologies **27**(4), 1837–1844 (2021)

[11] Li, T., Gang, Y., Li, S., Shang, Y.: A small underwater object detection model with enhanced feature extraction and fusion. Scientific Reports **15**(1), 2396 (2025)

[12] Lin, W.-H., Zhong, J.-X., Liu, S., Li, T., Li, G.: Roimix: proposal-fusion among multiple images for underwater object detection. In: ICASSP 2020-2020 IEEE International Conference on Acoustics, Speech and Signal Processing (ICASSP), pp. 2588–2592 (2020). https://doi.org/10.1109/ICASSP40776.2020.9053829 . IEEE

[13] Munappy, A., Bosch, J., Olsson, H.H., Arpteg, A., Brinne, B.: Data management challenges for deep learning. In: 2019 45th Euromicro Conference on Software Engineering and Advanced Applications (SEAA), pp. 140–147 (2019). https://doi.org/10.1109/SEAA.2019.00030 . IEEE

[14] Bae, I., Hong, J.: Survey on the developments of unmanned marine vehicles: Intelligence and cooperation. Sensors **23**(10) (2023) https://doi.org/10.3390/s23104643

[15] Xiao, S., Shen, X., Zhang, Z., Wen, J., Xi, M., Yang, J.: Underwater image classification based on image enhancement and information quality evaluation. Displays **82**, 102635 (2024) https://doi.org/10.1016/J.DISPLA.2023.102635

[16] Almeida, D., Pedrosa, E.F., Lau, N.: Examining the Role of Perceptual Quality in Underwater Image Classification. In: IEEE International Conference on Autonomous Robot Systems and Competitions, ICARSC 2025, Funchal, Portugal, April 2-3, 2025, pp. 1–8. IEEE, ??? (2025). https://doi.org/10.1109/ICARSC65809.2025.10970163

[17] Mittal, S., Srivastava, S., Jayanth, J.P.: A Survey of Deep Learning Techniques for Underwater Image Classification. IEEE Trans. Neural Networks Learn. Syst. **34**(10), 6968–6982 (2023) https://doi.org/10.1109/TNNLS.2022.3143887

[18] Zhang, W., Yu, B., Li, G., Zhuang, P., Liang, Z., Zhao, W.: Unified multi-color-model-learning-based deep support vector machine for underwater image classification. Eng. Appl. Artif. Intell. **138**, 109437 (2024) https://doi.org/10.1016/J.ENGAPPAI.2024.109437 . Accessed 2025-05-24

[19] Er, M.J., Chen, J., Zhang, Y., Gao, W.: Research challenges, recent advances, and popular datasets in deep learning-based underwater marine object detection: A review. Sensors **23**(4) (2023) https://doi.org/10.3390/s23041990

[20] Lin, T.-Y., Maire, M., Belongie, S., Hays, J., Perona, P., Ramanan, D., Dollár, P., Zitnick, C.L.: Microsoft coco: Common objects in context. In: Computer vision–ECCV 2014: 13th European Conference, Zurich, Switzerland, September 6-12, 2014, Proceedings, Part V 13, pp. 740–755 (2014). https://doi.org/10.1007/978-3-319-10602-1_48 . Springer

[21] Vicente, S., Carreira, J., Agapito, L., Batista, J.: Reconstructing pascal voc. In: Proceedings of the IEEE Conference on Computer Vision and Pattern Recognition (CVPR) (2014). https://doi.org/10.1109/CVPR.2014.13

[22] Pang, Y., Cao, J., Li, Y., Xie, J., Sun, H., Gong, J.: Tju-dhd: A diverse high-resolution dataset for object detection. IEEE Transactions on Image Processing **30**, 207–219 (2021) https://doi.org/10.1109/TIP.2020.3034487

[23] Joly, A., Goëau, H., Glotin, H., Spampinato, C., Bonnet, P., Vellinga, W.-P., Champ, J., Planqué, R., Palazzo, S., Müller, H.: Lifeclef 2016: multimedia life species identification challenges. In: Experimental IR Meets Multilinguality, Multimodality, and Interaction: 7th International Conference of the CLEF Association, CLEF 2016, Évora, Portugal, September 5-8, 2016, Proceedings 7, pp. 286–310 (2016). https://doi.org/10.1007/978-3-319-44564-9_26 . Springer

[24] Chen, L., Liu, Z., Tong, L., Jiang, Z., Wang, S., Dong, J., Zhou, H.: Underwater object detection using invert multi-class adaboost with deep learning. In: 2020 International Joint Conference on Neural Networks (IJCNN), pp. 1–8 (2020). https://doi.org/10.1109/IJCNN48605.2020.9207506 . IEEE

[25] Liu, C., Wang, Z., Wang, S., Tang, T., Tao, Y., Yang, C., Li, H., Liu, X., Fan, X.: A new dataset, poisson gan and aquanet for underwater object grabbing. IEEE Transactions on Circuits and Systems for Video Technology **32**(5), 2831–2844 (2021) https://doi.org/10.1109/TCSVT.2021.3100059

[26] Liu, C., Li, H., Wang, S., Zhu, M., Wang, D., Fan, X., Wang, Z.: A dataset and benchmark of underwater object detection for robot picking. In: 2021 IEEE International Conference on Multimedia & Expo Workshops (ICMEW), pp. 1–6 (2021). https://doi.org/10.1109/ICMEW53276.2021.9455997 . IEEE

[27] Zhuang, P., Wang, Y., Qiao, Y.: Wildfish: A large benchmark for fish recognition in the wild. In: Proceedings of the 26th ACM International Conference on Multimedia, pp. 1301–1309 (2018). https://doi.org/10.1145/3240508.3240616

[28] Zhuang, P., Wang, Y., Qiao, Y.: Wildfish++: A comprehensive fish benchmark for multimedia research. IEEE Transactions on Multimedia **23**, 3603–3617 (2020) https://doi.org/10.1109/TMM.2020.3028482

[29] Qu, H., Wang, G.-G., Li, Y., Qi, X., Zhang, M.: ConvFishNet: An efficient backbone for fish classification from composited underwater images. Inf. Sci. **679**, 121078 (2024) https://doi.org/10.1016/J.INS.2024.121078 . Accessed 2025-05-24

[30] G. Rajan: Underwater Image Classification (2024). https://doi.org/10.5281/zenodo.12733396

[31] Prasetyo, E., Suciati, N., Fatichah, C.: Fish-gres dataset for fish species classification. Mendeley Data **10** (2020) https://doi.org/10.17632/76cr3wfhff.1

[32] Beijbom, O., Edmunds, P.J., Kline, D.I., Mitchell, B.G., Kriegman, D.: Automated annotation of coral reef survey images. In: 2012 IEEE Conference on Computer Vision and Pattern Recognition, pp. 1170–1177 (2012). https://doi.org/10.1109/CVPR.2012.6247798 . IEEE

[33] Deng, J., Dong, W., Socher, R., Li, L., Li, K., Fei-Fei, L.: Imagenet: A large-scale hierarchical image database. In: 2009 IEEE Computer Society Conference on Computer Vision and Pattern Recognition (CVPR 2009), 20-25 June 2009, Miami, Florida, USA, pp. 248–255. IEEE Computer Society, ??? (2009). https://doi.org/10.1109/CVPR.2009.5206848 . https://doi.org/10.1109/CVPR.2009.5206848

[34] WoRMS Editorial Board: World Register of Marine Species. Available from https://www.marinespecies.org at VLIZ. Accessed yyyy-mm-dd. VLIZ (2025). https://doi.org/10.14284/170 . https://www.marinespecies.org/imis.php?dasid=1447&doiid=170 Accessed 2025-06-01

[35] Allen, L., Cover, S.: The Ecology of Marine Fishes: California and Adjacent Waters. University of California Press, ??? (2006). https://doi.org/10.1525/california/9780520246539.001.0001

[36] Castro, P., Huber, M.E.: Marine Science, Second edition edn. McGraw-Hill Education, Columbus, OH (2019). https://www.mheducation.com/prek-12/program/castro-marine-science-2019-2e/MKTSP-GEK03M0.html

[37] Raiyan, S.R., Amio, Z.Z., Ahmed, S.: HaSPeR: An Image Repository for Hand Shadow Puppet Recognition (2024). https://arxiv.org/abs/2408.10360

[38] Khan, A.M., Ashrafee, A., Sayera, R., Ivan, S., Ahmed, S.: Rethinking cooking state recognition with vision transformers. In: 25th International Conference on Computer and Information Technology (ICCIT), pp. 170–175 (2022). https://doi.org/10.1109/ICCIT57492.2022.10055869

[39] Khatun, A., Shahriar, M.S., Hasan, M.H., Das, K., Ahmed, S., Islam, M.S.: A systematic review on the chronological development of bangla sign language recognition systems. In: 2021 Joint 10th International Conference on Informatics, Electronics & Vision (ICIEV) and 2021 5th International Conference on Imaging, Vision & Pattern Recognition (icIVPR), pp. 1–9 (2021). https://doi.org/10.1109/ICIEVicIVPR52578.2021.9564157 . https://ieeexplore.ieee.org/abstract/document/9564157

[40] Herok, A., Ahmed, S.: Cotton leaf disease identification using transfer learning. In: 2023 International Conference on Information and Communication Technology for Sustainable Development (ICICT4SD), pp. 158–162 (2023). https://doi.org/10.1109/ICICT4SD59951.2023.10303323

[41] Ashikur Rahman, A.B.M., Hasan, M.B., Ahmed, S., Ahmed, T., Ashmafee, M.H., Kabir, M.R., Kabir, M.H.: Two decades of bengali handwritten digit recognition: A survey. IEEE Access **10**, 92597–92632 (2022) https://doi.org/10.1109/ACCESS.2022.3202893

[42] Rafi, M.H., Ratul Mahjabin, M., Rahman, M.S., Hasanul Kabir, M., Ahmed, S.: A

critical analysis of deep learning applications in crop pest classification: Promising pathways and limitations. In: 2023 26th International Conference on Computer and Information Technology (ICCIT), pp. 1–6 (2023). https://doi.org/10.1109/ICCIT60459.2023.10441417

[43] Simonyan, K., Zisserman, A.: Very deep convolutional networks for large-scale image recognition. In: Bengio, Y., LeCun, Y. (eds.) 3rd International Conference on Learning Representations, ICLR 2015, San Diego, CA, USA, May 7-9, 2015, Conference Track Proceedings (2015). https://doi.org/10.48550/arXiv.1409.1556

[44] Szegedy, C., Vanhoucke, V., Ioffe, S., Shlens, J., Wojna, Z.: Rethinking the inception architecture for computer vision. CoRR **abs/1512.00567** (2015) 1512.00567

[45] He, K., Zhang, X., Ren, S., Sun, J.: Deep residual learning for image recognition. CoRR **abs/1512.03385** (2015) 1512.03385

[46] Iandola, F.N., Moskewicz, M.W., Ashraf, K., Han, S., Dally, W.J., Keutzer, K.: Squeezenet: Alexnet-level accuracy with 50x fewer parameters and <1mb model size. CoRR **abs/1602.07360** (2016) 1602.07360

[47] Huang, G., Liu, Z., Weinberger, K.Q.: Densely connected convolutional networks. CoRR **abs/1608.06993** (2016) 1608.06993

[48] Morshed, M.S., Ahmed, S., Ahmed, T., Islam, M.U., Ashikur Rahman, A.B.M.: Fruit quality assessment with densely connected convolutional neural network. In: 2022 12th International Conference on Electrical and Computer Engineering (ICECE), pp. 1–4 (2022). https://doi.org/10.1109/ICECE57408.2022.10088873 . https://ieeexplore.ieee.org/document/10088873

[49] Howard, A.G., Zhu, M., Chen, B., Kalenichenko, D., Wang, W., Weyand, T., Andreetto, M., Adam, H.: Mobilenets: Efficient convolutional neural networks for mobile vision applications. CoRR **abs/1704.04861** (2017) 1704.04861

[50] Ahmed, S., Hasan, M.B., Ahmed, T., Sony, M.R.K., Kabir, M.H.: Less is more: Lighter and faster deep neural architecture for tomato leaf disease classification. IEEE Access **10**, 68868–68884 (2022) https://doi.org/10.1109/ACCESS.2022.3187203

[51] Sandler, M., Howard, A.G., Zhu, M., Zhmoginov, A., Chen, L.-C.: Inverted Residuals and Linear Bottlenecks: Mobile Networks for Classification, Detection and Segmentation. CoRR **abs/1801.04381** (2018) https://doi.org/10.48550/arXiv.1801.04381 . arXiv: 1801.04381. Accessed 2025-05-13

[52] Ma, N., Zhang, X., Zheng, H., Sun, J.: Shufflenet V2: practical guidelines for efficient CNN architecture design. CoRR **abs/1807.11164** (2018) 1807.11164

[53] Zhang, X., Zhou, X., Lin, M., Sun, J.: Shufflenet: An extremely efficient convolutional neural network for mobile devices. CoRR **abs/1707.01083** (2017) 1707.01083

[54] Tan, M., Le, Q.V.: Efficientnet: Rethinking model scaling for convolutional neural networks. CoRR **abs/1905.11946** (2019) 1905.11946

[55] Ashmafee, M.H., Ahmed, T., Ahmed, S., Hasan, M.B., Jahan, M.N., Ashikur Rahman, A.B.M.: An efficient transfer learning-based approach for apple leaf disease classification. In: 2023 International Conference on Electrical, Computer and Communication Engineering (ECCE), pp. 1–6 (2023). https://doi.org/10.1109/ECCE57851.2023.10101542 . https://ieeexplore.ieee.org/document/10101542

[56] Radosavovic, I., Kosaraju, R.P., Girshick, R.B., He, K., Dollár, P.: Designing network design spaces. CoRR **abs/2003.13678** (2020) 2003.13678

[57] Dosovitskiy, A., Beyer, L., Kolesnikov, A., Weissenborn, D., Zhai, X., Unterthiner, T., Dehghani, M., Minderer, M., Heigold, G., Gelly, S., Uszkoreit, J., Houlsby, N.: An image is worth 16x16 words: Transformers for image recognition at scale. CoRR **abs/2010.11929** (2020) 2010.11929

[58] Chowdhury, R.H., Ahmed, S.: Mangoleafvit: Leveraging lightweight vision transformer with runtime augmentation for efficient mango leaf disease classification. In: 2024 27th International Conference on Computer and Information Technology (ICCIT), pp. 699–704 (2024). https://doi.org/10.1109/ICCIT64611.2024.11022482

[59] Vaswani, A., Shazeer, N., Parmar, N., Uszkoreit, J., Jones, L., Gomez, A.N., Kaiser, L., Polosukhin, I.: Attention is all you need. CoRR **abs/1706.03762** (2017) 1706.03762

[60] Liu, Z., Hu, H., Lin, Y., Yao, Z., Xie, Z., Wei, Y., Ning, J., Cao, Y., Zhang, Z., Dong, L., Wei, F., Guo, B.: Swin transformer V2: scaling up capacity and resolution. In: IEEE/CVF Conference on Computer Vision and Pattern Recognition, CVPR 2022, New Orleans, LA, USA, June 18-24, 2022, pp. 11999–12009. IEEE, ??? (2022). https://doi.org/10.1109/CVPR52688.2022.01170 . https://doi.org/10.1109/CVPR52688.2022.01170

[61] Liu, Z., Mao, H., Wu, C., Feichtenhofer, C., Darrell, T., Xie, S.: A convnet for the 2020s. CoRR **abs/2201.03545** (2022) 2201.03545

[62] Tu, Z., Talebi, H., Zhang, H., Yang, F., Milanfar, P., Bovik, A., Li, Y.: MaxViT: Multi-axis Vision Transformer. In: Avidan, S., Brostow, G., Cissé, M., Farinella, G.M., Hassner, T. (eds.) Computer Vision – ECCV 2022, pp. 459–479. Springer, Cham (2022). https://doi.org/10.48550/arXiv.2204.01697

[63] Xu, F., Uszkoreit, H., Du, Y., Fan, W., Zhao, D., Zhu, J.: Explainable ai: A brief

survey on history, research areas, approaches and challenges. In: Natural Language Processing and Chinese Computing, pp. 563–574. Springer, Cham (2019). https://doi.org/10.1007/978-3-030-32236-6_51

[64] Ahmed, T., Ivan, S., Munir, A., Ahmed, S.: Decoding depression: Analyzing social network insights for depression severity assessment with transformers and explainable ai. Natural Language Processing Journal **7**, 100079 (2024) https://doi.org/10.1016/j.nlp.2024.100079

[65] Ahmed, T., Hasan, M.B., Ahmed, S., Kabir, M.H.: Exe-net: Explainable ensemble network for potato leaf disease classification. In: 2024 IEEE Canadian Conference on Electrical and Computer Engineering (CCECE), pp. 335–339 (2024). https://doi.org/10.1109/CCECE59415.2024.10667205

[66] Tabassum, F., Islam, S., Rizwan, S., Sobhan, M., Ahmed, T., Ahmed, S., Chowdhury, T.M.: Precision Cancer Classification and Biomarker Identification from mRNA Gene Expression via Dimensionality Reduction and Explainable AI (2024). https://arxiv.org/abs/2410.07260

[67] Selvaraju, R.R., Cogswell, M., Das, A., Vedantam, R., Parikh, D., Batra, D.: Grad-cam: Visual explanations from deep networks via gradient-based localization. In: 2017 IEEE International Conference on Computer Vision (ICCV), pp. 618–626 (2017). https://doi.org/10.1109/ICCV.2017.74

[68] Ribeiro, M.T., Singh, S., Guestrin, C.: "why should i trust you?": Explaining the predictions of any classifier. In: Proceedings of the 22nd ACM SIGKDD International Conference on Knowledge Discovery and Data Mining. KDD '16, pp. 1135–1144. Association for Computing Machinery, New York, NY, USA (2016). https://doi.org/10.1145/2939672.2939778