

SemAgent : A Semantics Aware Program Repair Agent

Anvith Pabba¹ Alex Mathai¹ Anindya Chakraborty² Baishakhi Ray¹

¹Columbia University

{ap4450, am6215}@columbia.edu ²{anindyaju99}@gmail.com {rayb}@cs.columbia.edu

Abstract

Large Language Models (LLMs) have shown impressive capabilities in downstream software engineering tasks such as Automated Program Repair (APR). In particular, there has been a lot of research on repository-level issue-resolution benchmarks such as SWE-Bench (Jimenez et al., 2024). Although there has been significant progress on this topic, we notice that in the process of solving such issues, existing agentic systems tend to hyper-localize on immediately suspicious lines of code and fix them in isolation, without a deeper understanding of the issue semantics, code semantics, or execution semantics. Consequently, many existing systems generate patches that overfit to the user issue, even when a more general fix is preferable. To address this limitation, we introduce SemAgent, a novel workflow-based procedure that leverages issue, code, and execution semantics to generate patches that are complete – identifying and fixing all lines relevant to the issue. We achieve this through a novel pipeline that (a) leverages execution semantics to retrieve relevant context, (b) comprehends issue-semantics via generalized abstraction, (c) isolates code-semantics within the context of this abstraction, and (d) leverages this understanding in a two-stage architecture: a repair stage that proposes fine-grained fixes, followed by a reviewer stage that filters relevant fixes based on the inferred issue-semantics. Our evaluations show that our methodology achieves a solve rate of 44.66% on the SWE-Bench-Lite benchmark beating all other workflow-based approaches, and an absolute improvement of 7.66% compared to our baseline, which lacks such deep semantic understanding. We note that our approach performs particularly well on issues requiring multi-line reasoning (and editing) and edge-case handling, suggesting that incorporating issue and code semantics into APR pipelines can lead to robust and semantically consistent repairs.

1 Introduction

In recent years, LLMs have shown remarkable progress in self-contained, short context software engineering tasks such as function completion (Chen et al., 2021), test case generation (Ryan et al., 2024; Tufano et al., 2021), function summarization (Sun et al., 2024), and bug resolution (Jin et al., 2023). Given this success, recent works such as SWE-Bench (Jimenez et al., 2024) have introduced challenging software engineering benchmarks requiring LLMs to reason at larger repository-level contexts. In particular, these benchmarks introduce the task of *repository-level program repair*. SWE-Bench curates such program repair tasks from resolved user-submitted issues in open-source repositories. Each repair task has three components: (i) a natural language user issue, (ii) a ground-truth developer patch, and (iii) test cases that reliably measure the efficacy of a patch.

Repository-level program repair poses unique challenges for LLMs: (a) accurately interpreting the user-reported issue, (b) retrieving and reasoning over relevant code context—including dependencies across multiple functions and files, and (c) generating patches that meet the standards of expert developers by resolving the issue without breaking existing functionality. Advancing this task is essential for reducing developer burden and accelerating issue resolution. As a result, the task has attracted growing interest from both academia (Zhang et al., 2024; Ruan et al., 2024; Xia et al., 2024; Wang et al., 2025; Yang et al., 2024) and industry (AWS, 2025; Cog, 2025), particularly through the development of agentic solutions.

Existing repository-level program repair methods fall into two main categories: open-process agent-based and workflow-based (ant, 2025). *Agent-based* methods treat LLMs as completely autonomous agents – equipping them with tools to interact within

a pre-defined environment. While effective (Wang et al., 2025; Yang et al., 2024; Cog, 2025), they often suffer from non-deterministic behavior, limited transparency, and poor controllability—making them difficult to trust, reproduce, or integrate into structured development workflows.

Workflow-based approaches (Zhang et al., 2024; Ruan et al., 2024; Xia et al., 2024), on the other hand, propose guiding LLMs through pre-defined, task-specific procedures for repository-level program repair. These approaches leverage specialized tooling and exhibit greater determinism compared to open-ended, agent-based methods. While effective in addressing the primary issue, we observe that they often produce *hyper-localized* patches—either (a) overfitting to specific bug-producing examples in the user’s issue description, or (b) resolving the main issue but overlooking edge cases or broader consistency requirements. This limitation arises from two key challenges: (i) insufficient semantic understanding of the user issue and its associated code dependencies, and (ii) limited use of available execution semantics.

Our work. To address the limitations of existing approaches, we propose SemAgent—a *semantics-aware*, workflow-based technique that produces patches which are both *complete* and *consistent*. While retaining the reliability of workflow-based methods, SemAgent achieves superior performance by deeply understanding the user issue, code implementation, and execution behavior. SemAgent consists of two key components:

- **Bug Localization via Execution Semantics:** This component leverages a suite of methods—including issue reproduction, execution trace analysis, and spectrum-based fault localization—to identify buggy code regions relevant to the reported issue.
- **Patch Refinement via Semantic Analysis:** Given a candidate patch (often incomplete or inconsistent), this component refines it using:
 - **Issue Semantics**, which extracts intent and context from the user-reported issue.
 - **Code Semantics**, which captures and reasons about underlying code dependencies affected by the patch.

Together, these components enable SemAgent to generate high-quality fixes grounded in semantic understanding.

To this end, we make the following contributions.

1. *SemAgent* - We introduce SemAgent, a novel pipeline that excels at creating complete patches that align with developer expectations. SemAgent pipeline consists of an improved bug localization agent with execution semantics, a novel patch repair agent (with issue and code semantics), and new patch reviewing and aggregator agents.
2. *Issue Semantics and Program Semantics* - We highlight the importance for agents to develop a deeper understanding of code semantics (both issue and underlying program semantics). We validate the need for such semantics through extensive ablations.
3. *Execution Semantics* - We showcase the utility of using execution semantics for the accurate localization of buggy context for the relevant issue.
4. *Evaluation.* SemAgent scores 44.66% on SWE-Bench Lite, the highest among workflow-based methods. With full semantic integration in a multi-agent setup, it shows the potential of achieving around 51.33%—leading the leaderboard across workflow-based and open-process agentic methods, with only a learning-based agent (a different category) ahead.

We hope that future works incorporate elements of our approach into their pipeline by leveraging semantics-aware reasoning to resolve repository-level issues. In what follows, we discuss important related work (§2), motivate our methodology with the help of an example (§3), explain our specific methodology (§4), and report our experimental results on SWE-Bench Lite (§5). We also provide the prompts used in (§A.4).

2 Related Work

With the advent of LLMs, there has been a body of work on applying LLMs for downstream software engineering tasks, including code generation (Chen et al., 2021), test creation (Kang et al., 2023), automated code review (Li et al., 2022) and program repair (Gao et al., 2022). In particular, as LLMs have grown more capable and performant, there has been accute interest in applying LLMs as agents on tasks like repository-level program repair. Benchmarks like SWE-Bench and others (Jimenez et al., 2024; Rashid et al., 2025; Zan et al.,

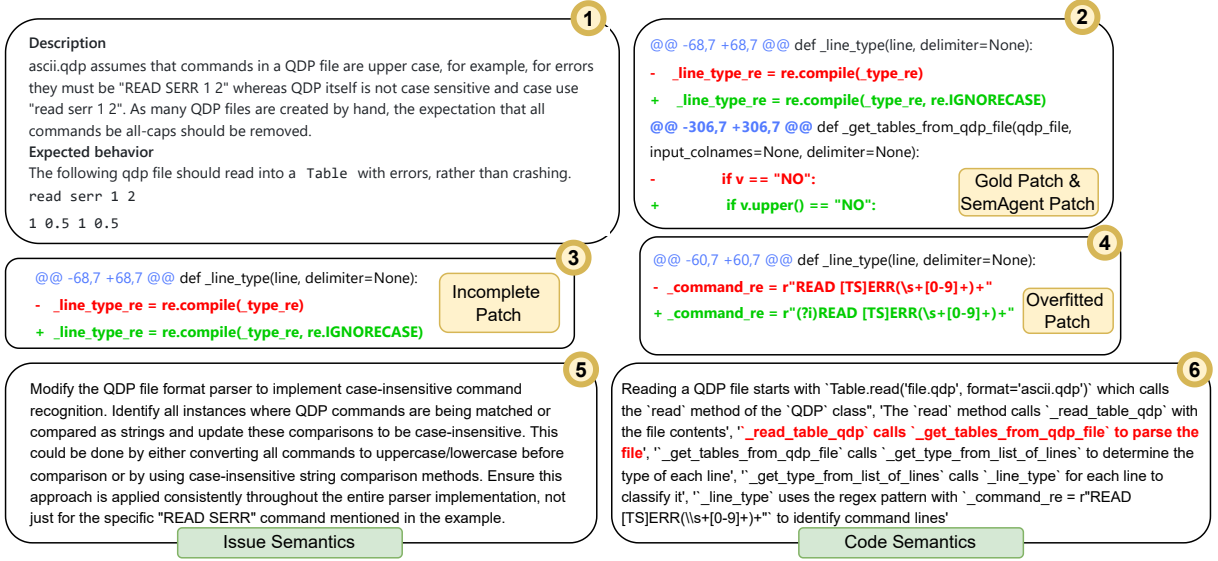


Figure 1: Motivating Example - ① is the issue description, ② is the developer patch & SemAgent patch, ③ and ④ are incomplete/overfitted patches, ⑤ is the SemAgent generated issue semantics, ⑥ is the SemAgent generated code semantics.

2025; Mathai et al., 2024) have made it possible to conduct agent-related research by leveraging execution feedback through the automatic evaluation of test-cases. These benchmarks have consequently inspired extensive research into various techniques for generating patches that address reported issues. We categorize this related work into two primary approaches: (i) Open process agent-based frameworks and (ii) workflow-based frameworks.

Agent-Based Frameworks. The first category of approaches frames LLMs as agents equipped with tools to interact within a predefined environment (Cog, 2025; Wang et al., 2025; Yang et al., 2024). These agents plan actions, execute them, and adapt based on environmental feedback. Tools often mimic developer activities such as searching, editing, and running code. For instance, SWE-Agent (Yang et al., 2024) provides LLM-friendly interfaces for navigation, editing, and execution, while OpenHands (Wang et al., 2025) supports a broader action space using CodeAct (Wang et al., 2024a), including Internet access. A defining feature of agent-based methods is their lack of a fixed procedure (i.e., open process)—actions are determined dynamically based on ongoing interaction and feedback.

Workflow-based Frameworks. The second category includes workflow-based methods that follow a pre-defined Search-Edit-Test sequence for resolving repository-level issues. These approaches first

localize buggy code, then suggest edits, and finally validate them via regression or reproducer tests. Examples include Agentless (Xia et al., 2024), which guides agents through repository structure to identify context, propose edits, and run tests; AutoCodeRover (Zhang et al., 2024), which integrates program analysis tools for context lookup; SpecRover (Ruan et al., 2024), which adds specification generation and patch review, and Patch Pilot (Li et al., 2025) which additionally includes patch refinement.

We build on workflow-based approaches as they provide better experimental control and reproducibility (Li et al., 2025). Beyond standard Search-Edit-Test steps, our pipeline introduces key semantics reasoning components: (a) execution-guided bug localization, (b) issue understanding, (c) semantic modeling of code using issue context, (d) fine-grained fix generation, and (e) minimal patch refinement via review. We motivate this design with an example bug from SWE Bench.

3 Motivation

In this section, we (i) present a motivating example from SWE-Bench and highlight common patches from other SOTA agents (§3.1), and (ii) discuss the need for a deeper understanding of execution (§3.2), issues (§3.3), and code semantics (§3.4).

3.1 Astropy Issue

To motivate our approach, we examine `astropy-14635`, a SWE-Bench Lite task that challenges many SOTA methods. As shown in Figure 1, the user-reported issue (box ❶) highlights a bug in the Astropy (ast, 2025) library’s QDP file reader, which incorrectly assumes all input must be uppercase. The report includes a crashing example—“read serr 1 2”—and argues that the reader should accept lowercase input, as QDP is case-insensitive. We observe that SOTA agents often overanalyze the issue description, producing patches that either are incomplete (i.e., fail to generalize to edge cases) or overfit to the user inputs (Figure 1, boxes ❸ and ❹, respectively). In contrast, SemAgent generates a consistent, generalizable patch aligned with the developer-written fix (box ❷) by leveraging execution, issue, and code semantics.

3.2 Execution Semantics

We leverage execution semantics including: (i) stack traces from issue reproducers, (ii) suspicious files identified in execution traces, and (iii) likely faulty code segments via spectrum-based fault localization (SBFL) (Abreu et al., 2007). This combination enables SemAgent to accurately localize the bug in our example to `qdp.py` and key functions such as “`_line_type`”, “`_get_lines_from_file`”, and “`_get_tables_from_qdp_file`”, aligning with the developer patch (box ❷). Execution semantics are especially valuable for complex repositories like Django,¹ where issue reproduction requires configuring a full project environment.

3.3 Issue Semantics

The patch in box ❹ illustrates *overfitting*, where the agent fixes only the specific example input in the issue report while missing the broader underlying bug. We find this behavior common in SOTA agents, including Agentless (Xia et al., 2024), which often hyper-localize based on the issue text. This leads to superficial fixes that act as band-aids rather than addressing root causes. We hypothesize that supplying agents with a deeper understanding of the issue (i.e., *issue semantics*) can mitigate overfitting. Box ❺ shows SemAgent generated issue semantics, which generalize the problem and explicitly guide edits across multiple components, enabling more robust and complete patches.

3.4 Code Semantics

The patch in box ❸ illustrates an *incomplete* fix—while it addresses the core issue, it overlooks necessary updates elsewhere in the code (e.g., a related `if` condition). Advanced agents like SpecRover (Ruan et al., 2024) are able to avoid “overfitted” patches and instead generate such “incomplete” patches. We hypothesize that fine-grained code semantics can help agents reason about these secondary changes. Box ❻ shows a semantic trace from the QDP module; the red-highlighted step prompts SemAgent to identify and apply additional edits, resulting in a complete and consistent patch.

To this end, we show that *execution*, *issue*, and *code* semantics are crucial for generating complete patches. We now describe SemAgent’s overall methodologies behind each component (§4).

4 Methodology

Problem Setup: Given a Python codebase \mathcal{D} with regression tests \mathcal{T} and an issue statement \mathcal{I} , the objective is to generate a patch p such that the updated codebase \mathcal{D}' (after applying the patch p) passes an augmented test suite \mathcal{T}' , which includes new or modified tests that reproduce the issue. Passing \mathcal{T}' confirms both issue resolution and preservation of original functionality.

We formally define SemAgent as a function $\mathcal{F}(\mathcal{I}, \mathcal{D}, \mathcal{T}) \rightarrow p$, which generates the final patch p . First, SemAgent follows a standard Automated Program Repair (APR) pipeline—bug localization, patch generation, validation, and selection—to produce an initial patch p_{ini} , which may be partial or incorrect. In this step, SemAgent provides semantics of code execution (\mathcal{E}) to facilitate this process. To refine it, the repair module R takes p_{ini} , the original codebase \mathcal{D} , issue semantics \mathcal{I}' (computed via semantic analysis $G(\mathcal{I}) \rightarrow \mathcal{I}'$), and code semantics \mathcal{C}' (computed via semantic analysis $S(\mathcal{C}) \rightarrow \mathcal{C}'$), and generates a set of candidate patches $\mathcal{P}' = \{p'_1, p'_2, \dots\}$.

These candidate patches are then passed to a reviewing agent \mathcal{V} that selects a subset $\mathcal{P}'' \subseteq \mathcal{P}'$ of patches that are filtered based on relevancy in resolving the issue. From this subset, the final patch p is constructed by combining the incomplete patch p_{ini} and \mathcal{P}'' and passing it through a patch generation agent that performs a final aggregation along with refinement and validation.

¹<https://www.djangoproject.com/>

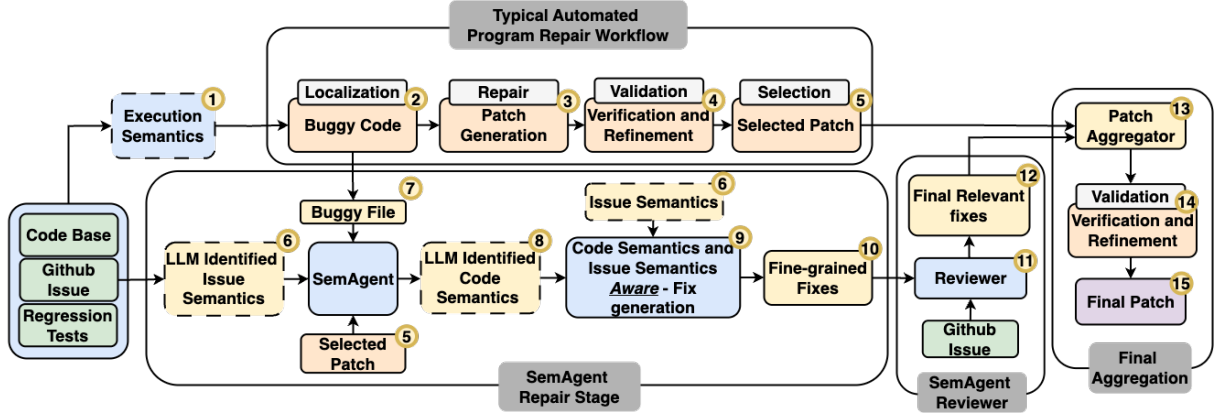


Figure 2: **Pipeline of SemAgent**. It takes as input a *codebase*, *GitHub issue*, and *regression tests*. First, it uses *execution semantics* ① to localize the buggy code ② and apply a standard APR workflow—patch generation ③, validation ④, and selection ⑤—producing a candidate patch, which is often incomplete or inconsistent. Next, SemAgent refines this patch using issue ⑥ and code semantics ⑧, extracted from the buggy file ⑦ and candidate patch ⑤. This yields fine-grained fixes ⑩, which a reviewer agent ⑪ filters based on the issue, selecting relevant edits ⑫. These are aggregated with the candidate patch ⑬ and refined using execution feedback ⑭ to produce the final patch ⑮. All the semantic components are highlighted with dashed boxes.

Our contributions are three-fold: (1) we design the repair stage, (2) formulate semantics of code, execution, and issues, and (3) implement a patch reviewer agent. We also show how these semantics enhance patch correctness, consistency, and context localization. Figure 2 shows the complete outline of SemAgent.

4.1 Execution Semantics for Bug Localization

The execution semantics module (① in Figure 2) localizes bugs by triangulating evidence from three sources: (1) crash reports from reproducers, providing coarse failure signals; (2) execution traces identifying actively involved files; and (3) Spectrum-Based Fault Localization (Abreu et al., 2007), which statistically ranks file suspiciousness using test outcomes. The localized regions are passed to an APR workflow (② to ⑤ in Figure 2) to generate an initial patch, which is then refined in SemAgent’s repair stage.

4.2 SemAgent Repair Stage

The goal of this stage is to refine an incomplete patch (⑤) by generating a set of fine-grained fixes (⑩) that resolve many incomplete patches and address the underlying issue. This stage comprises three components: (1) extracting issue semantics from the issue description (⑥), (2) leveraging these to infer code semantics (⑧), and (3) generating fixes using both (⑨, ⑩).

Generating Issue Semantics. GitHub issues often include detailed descriptions, examples, and reproduction steps, but LLMs can overfit to specific artifacts (e.g., block ④ in Figure 1) or struggle with under-specified descriptions—both common in SWEBench Lite. To address this, we introduce a prompting step that guides the LLM to abstract beyond surface artifacts and produce structured semantic directions reflecting the core intent. These high-level signals ground the repair process, improving generalization and alignment with developer expectations.

Generation of Code Semantics. Understanding the issue alone is insufficient for generating robust patches—SemAgent must also capture how the code behaves in relation to the issue. This step builds a semantic model of the code’s intent, usage, and relevance to the bug.

Execution Flow Extraction. We extract high-level execution flows relevant to the issue and candidate patch, capturing how control or data moves through the code. In our motivating example, four flows were generated (⑥)—e.g., reading a QDP table, processing QDP lines, writing QDP tables, and regex operations—each representing a distinct pathway for localized repair.

Step-Level Reasoning. Each flow is decomposed into fine-grained, natural language steps (e.g., “read file line by line”, “extract header row”), which makes it easier to align reasoning with how devel-

opers typically conceptualize behavior. To map steps to code, we prompt an LLM with step descriptions and file content. The model returns a structured JSON mapping semantic roles to code snippets, enabling precise, context-aware localization.

Semantics-Guided Patch Generation: After localizing code snippets for each step, SemAgent generates candidate patches using three inputs: the localized code, step-level semantics, and issue semantics (⑥). This ensures that fixes are grounded in both the high-level intent and functional behavior, avoiding superficial or overfitted changes. The resulting patches are semantically rich, context-aware, and aligned with developer expectations. They are then passed to the reviewer agent.

In the motivating example, for the red-highlighted step in ⑥, SemAgent identifies the “_get_tables_from_qdp_file” function and correctly adjusts the case-sensitive comparison `v == "NO"` to a case-insensitive form, resolving the issue as shown in ②. To reduce costs at this token-intensive stage, SemAgent supports optional caching (Appendix A.3), retrieving previously generated fixes for repeated issue-patch pairs and storing new ones for future reuse.

4.3 Patch Reviewer Agent

The final set of candidate patches is reviewed by an LLM-based reviewer agent (⑪), which, given the issue description, determines patch relevance and provides justifications. Each patch is annotated with a boolean relevancy flag and an explanation, then passed to the final patch aggregation step. The reviewer agent uses a carefully designed prompt to align with the developer’s intent and control the strictness of relevance assessment. This filtering step ensures only well-justified, semantically appropriate fixes are retained, increasing the likelihood of consistent and developer-aligned repairs.

4.4 Patch Aggregator

The selected patches (⑫) are passed to a Patch Aggregator (⑬), which deduplicates and merges overlapping edits to ensure unique, non-conflicting fixes. These are combined with the initial patch (⑤) and refined via an execution loop to produce the final patch (⑮).

Such an aggregator can be extended to a multi-agent setup where specialized agents generate comple-

mentary patches based on different kinds of semantics (see ablation: RQ2). The Patch Aggregator consolidates these diverse fixes into a coherent, validated patch that aligns with both the issue intent and code functionality.

5 Experimental Setup

We address the following research questions:

- **RQ1:** What is the impact of SemAgent on issue resolution?
- **RQ2:** How useful are the individual components of SemAgent in patch generation?
- **RQ3:** To what extent does incorporating Execution Semantics improve issue localization?

5.1 Evaluation Benchmark

We evaluate SemAgent on SWEBench Lite (Jimenez et al., 2024), a benchmark of 300 real-world GitHub issues across 11 Python repositories. For each issue, SemAgent receives the issue description and pre-fix codebase with regression tests, and outputs a single patch in git diff format, which is evaluated for successful resolution.

5.2 Setup

SemAgent takes as input the issue description, codebase, and preloaded Amazon Q Developer reproduction tests (AWS, 2025), following the workflow in Figure 2 to generate one patch per issue for evaluation. SemAgent adheres strictly to SWE-bench guidelines: it performs a single pass@1 attempt, uses no test-specific metadata or hints, avoids web access, and ensures all patches are self-contained and executable within the provided context.

5.3 Baseline

To evaluate effectiveness, we compare SemAgent against SpecRover (Zhang et al., 2024), which forms our architectural baseline and reports 37% accuracy on SWEBench Lite². In addition to this we also compare against the best performing (as per SWEBench leaderboard) workflow based methods, Agentless (Xia et al., 2024) and Agentic system OpenHands (Wang et al., 2024b). We also include comparisons with other state-of-the-art APR methods, such as the agentic - CodeStory Aide, DARS Agent (Aggarwal et al., 2025), and Globant Code Fixer Agent. These systems represent a range of workflow-based and agentic-based approaches,

²<https://www.autocoderover.net/>

as well as a mix of open and closed-source implementations. This comprehensive comparison highlights the effectiveness and versatility of our method across diverse repair paradigms.

5.4 Parameters

SemAgent builds on workflow-based APR systems like SpecRover (Ruan et al., 2024), reusing components for reproducer generation, context localization, and patching. We allow up to 3 pipeline retries, 15 localization rounds, and 10 reproducer attempts per issue, using Claude Sonnet 3.7 for its strong reasoning and code generation. To ensure stability, we fix the decoding temperature to zero and incorporate spectrum-based fault localization, improving reproducibility and reducing LLM-induced variance.

6 Results

6.1 RQ1: Impact on issue resolution

Table 1 shows the performance of various approaches on the SWEBench Lite benchmark. Our method, SemAgent, successfully resolves 134 issues, with a resolution rate of **44.66%**. This represents a substantial improvement over the SpecRover baseline, outperforming it by **23** additional resolved issues with a **7.66** percentage point increase in absolute resolution rate showing the effectiveness of incorporating issue and code semantics the program repair pipeline to improve performance.

SemAgent is the top purely workflow-based method and ranks second among all the open-source approaches on the SWEBench Lite leaderboard, behind only the agentic, fine-tuned DARS-Agent. Despite using only out-of-the-box models, SemAgent ranks 7th overall, highlighting the strength of incorporating code semantics in workflow methods. All results are from a single run.

Figure 3 shows that our different design choices altogether can solve up to 154 issues. Thus, while extending our aggregator to a multi-agent (SemAgent-Multi) setup, we could potentially solve up to 154 issues. The process can be further improved by smart sampling strategies, like Monte Carlo Tree sampling (Zhou et al., 2024).

Time and Costs: Our approach takes on average 16 minutes to solve an issue and costs 6.9\$ dollars per issue when run on the parameters mentioned in the Setup section. These costs can be reduced to 4.77\$ an issue across multiple runs when using

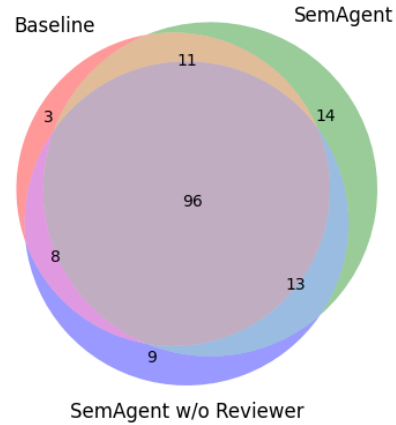


Figure 3: Overlap of Ablations - 154 issues resolved in total.

issue semantics and repair stage caching. We also note that the median cost per issue is 4.87\$ which is significantly lower than the average due to a few costly outliers such as scikit-14087 (>30\$) that skew the average cost.

6.2 RQ2: Ablation for patch generation

SemAgent consists of two main components: the Repair Stage (with Issue and Code Semantics) and the Reviewer Agent. We ablate four variants to assess their impact: (1) baseline with no components, (2) only the Repair Stage with both semantics, (3) Repair Stage with only Code Semantics (using the raw issue description), and (4) the full system with both semantics and the Reviewer Agent. Comparing (1) vs. (2) shows the value of semantics; (2) vs. (3) isolates the impact of issue semantics; (2) vs. (4) highlights the reviewer’s contribution. Execution semantics ablations are deferred to RQ3, as they target localization, not patch generation.

Table 2 presents results from ablation (1) and ablation (3) with the mentioned Repair Stage using both types of semantics. Ablation (2), shown in Table 4, is run on a smaller subset of 50 issues and demonstrates the effect of using issue semantics vs just the issue.

Results: Table 2 shows the initial improvement on the baseline when incorporating semantics increasing performance by 5%. Further analysis of the newly resolved issues shows that SemAgent added complete fixes that complimented the patch in half of these issues leading to a successful resolution and in the other half of issues, the results provided by SemAgent solve the complete issue and during the

Category	Approach	Open-Source	SWEBench Lite Performance
Workflow-based	AutoCodeRover	Yes	30.67 (92)
Workflow-based	SpecRover	Yes	37% (111)
Workflow-based	Agentless	Yes	40.67% (122)
Agentic	Openhands	Yes	41.67% (125)
Agentic	CodeStory Aide	No	43% (129)
Workflow-based	SemAgent	Yes	44.66% (134)
Agentic	DARS Agent	Yes	47% (141)
Agentic	Globant Code Fixer Agent	No	48.33 % (145)
Workflow-based	SemAgent-Multi	Yes	51.33% (154)

Table 1: RQ1. Efficacy of approaches on SWEBench Lite

Approach	Solve Rate
Baseline	37% (111)
w/ Repair Stage	42% (126)
w/ Repair Stage + Reviewer	44.66% (134)

Table 2: RQ2. Impact of Components on SemAgent Efficacy on SWEBench Lite

Approach	Solve Rate
w/o Issue Semantics	50% (25)
w/ Issue Semantics	60% (30)

Table 3: RQ2. Impact of Issue Semantics on SemAgent Efficacy on a Random Set of 50 SWEBench Issues

final patch generation phase the suggestions from SemAgent lead to a complete resolution of the issue. However upon closer inspection of some of the failed patches, we see that SemAgent adds extra fixes that can potentially break existing functionality or go above and beyond a simple fix required to solve the issues. Such fixes are now filtered by the reviewer agent leading to a 2.66% increase in performance giving us our best performing approach. These results validate the importance of the components in SemAgent’s workflow.

Table 3 evaluates the impact of incorporating issue semantics in the Repair Stage of SemAgent, using 49 randomly selected low-cost issues along with the motivating example. The results reveal that 5 issues remained unresolved when issue semantics were excluded. A closer analysis indicates that, in these cases, the LLM fails to produce meaningful modifications beyond the initially generated incorrect patch. Notably, in the motivating example, the absence of semantic context leads to inadequate handling of consistency and edge cases showing the critical role issue semantics play in SemAgent’s pipeline.

6.3 RQ3: Impact on Issue localization.

Accurate localization is critical in workflow-based repair, as early errors propagate downstream. Incorporating execution semantics improves localization by 3.67% (Table 4).

We observe that for repositories like Django with

Approach	Localization %
w/o Execution Semantics	82%
w/ Execution Semantics	85.67%

Table 4: RQ3. Impact of Execution Semantics on SemAgent Issue Localization Accuracy

complex setup requirements, spectrum-based fault localization are particularly effective. However, for projects with simpler setups such as Matplotlib and scikit-learn, stack traces and suspicious files derived from execution traces tend to yield more accurate localization results along with richer contextual information to aide localization. Further analysis also reveals that execution semantics also enhance determinism, enabling better caching, reducing average resolution time (17 to 16 minutes), and improving stability—making them a key component of the SemAgent workflow.

7 Conclusion

In this paper, we present SemAgent, a workflow based APR workflow that achieves 44.66% accuracy on SWE-Bench Lite leveraging issue, code, and execution semantics to generate complete and consistent patches for repository-level repair, and highlight the importance for agents to incorporate semantics into their workflow to develop a deeper understanding of both issue and code semantics to improve performance.

8 Limitations

While SemAgent demonstrates promising results, several limitations remain. First, the current implementation is restricted to single-file fixes, which limits its applicability to issues that span multiple files or directories and also affects context localization during step-level repair. In its current form, the system may miss relevant code outside the immediate scope of the identified file. One possible direction is to integrate a repository-level map that can be used to - (1) identify call chains from code subspaces through different repositories and files, and (2) retrieve context relevant to each step from code subspaces. Scaling the approach to operate effectively across these larger scopes remains an open challenge and we hope to fix this in future works.

This system is also expensive to run, with an average cost of approximately \$6.9 per issue when using Claude Sonnet 3.7 at a cost of \$3 per one million tokens, although this cost significantly decreases with multiple runs due to SemAgent’s repair stage caching system or when using cheaper more affordable models we acknowledge that costs can further be reduced using efficient prompt caching and optimizing intermediate steps to reduce the number of LLM calls and tokens used.

9 Potential Risks

SemAgent shares common risks associated with any automated program repair system deployed in real-world scenarios. These include the injection of vulnerabilities i.e code that introduces new security flaws in the codebase, failure to account for edge cases, and the possibility of unintended consequences in production environments. While our approach tries to minimize errors such as unaccounted edge cases, it remains crucial that the output is thoroughly reviewed before integration without blind overtrust in Autonomy.

References

2025. [Amazonqdeveloper](#).
2025. [Astropy](#).
2025. [Devin](#).
2025. [Types of agents](#).
- Rui Abreu, Peter Zoetewij, and Arjan JC Van Gemund. 2007. On the accuracy of spectrum-based fault localization. In *Testing: Academic and industrial conference practice and research techniques-MUTATION (TAICPART-MUTATION 2007)*, pages 89–98. IEEE.
- Vaibhav Aggarwal, Ojasv Kamal, Abhinav Japesh, Zhi-jing Jin, and Bernhard Schölkopf. 2025. Dars: Dynamic action re-sampling to enhance coding agent performance by adaptive tree traversal. *arXiv preprint arXiv:2503.14269*.
- Mark Chen, Jerry Tworek, Heewoo Jun, Qiming Yuan, Henrique Ponde de Oliveira Pinto, Jared Kaplan, Harri Edwards, Yuri Burda, Nicholas Joseph, Greg Brockman, Alex Ray, Raul Puri, Gretchen Krueger, Michael Petrov, Heidy Khlaaf, Girish Sastry, Pamela Mishkin, Brooke Chan, Scott Gray, and 39 others. 2021. [Evaluating large language models trained on code](#). *Preprint*, arXiv:2107.03374.
- Xiang Gao, Yannic Noller, and Abhik Roychoudhury. 2022. [Program repair](#). *Preprint*, arXiv:2211.12787.
- Carlos E. Jimenez, John Yang, Alexander Wettig, Shunyu Yao, Kexin Pei, Ofir Press, and Karthik Narasimhan. 2024. [Swe-bench: Can language models resolve real-world github issues?](#) *Preprint*, arXiv:2310.06770.
- Matthew Jin, Syed Shahriar, Michele Tufano, Xin Shi, Shuai Lu, Neel Sundaresan, and Alexey Svyatkovskiy. 2023. [Inferfix: End-to-end program repair with llms](#). In *Proceedings of the 31st ACM Joint European Software Engineering Conference and Symposium on the Foundations of Software Engineering, ESEC/FSE 2023*, page 1646–1656, New York, NY, USA. Association for Computing Machinery.
- Sungmin Kang, Juyeon Yoon, and Shin Yoo. 2023. [Large language models are few-shot testers: Exploring llm-based general bug reproduction](#). *Preprint*, arXiv:2209.11515.
- Hongwei Li, Yuheng Tang, Shiqi Wang, and Wenbo Guo. 2025. Patchpilot: A stable and cost-efficient agentic patching framework. *arXiv preprint arXiv:2502.02747*.
- Zhiyu Li, Shuai Lu, Daya Guo, Nan Duan, Shailesh Jannu, Grant Jenks, Deep Majumder, Jared Green, Alexey Svyatkovskiy, Shengyu Fu, and Neel Sundaresan. 2022. [Automating code review activities by large-scale pre-training](#). *Preprint*, arXiv:2203.09095.
- Alex Mathai, Chenxi Huang, Petros Maniatis, Aleksandr Nogikh, Franjo Ivančić, Junfeng Yang, and Baishakhi Ray. 2024. Kgym: A platform and dataset to benchmark large language models on linux kernel crash resolution. *Advances in Neural Information Processing Systems*, 37:78053–78078.
- Muhammad Shihab Rashid, Christian Bock, Yuan Zhuang, Alexander Buchholz, Tim Esler, Simon Valentin, Luca Franceschi, Martin Wistuba, Prabhu Teja Sivaprasad, Woo Jung Kim, Anoop Deoras, Giovanni Zappella, and Laurent Callot. 2025. [Swe-polybench: A multi-language benchmark for repository level evaluation of coding agents](#). *Preprint*, arXiv:2504.08703.

Haifeng Ruan, Yuntong Zhang, and Abhik Roychoudhury. 2024. [Specrover: Code intent extraction via llms](#). *Preprint*, arXiv:2408.02232.

Gabriel Ryan, Siddhartha Jain, Mingyue Shang, Shiqi Wang, Xiaofei Ma, Murali Krishna Ramanathan, and Baishakhi Ray. 2024. [Code-aware prompting: A study of coverage-guided test generation in regression setting using llm](#). *Proc. ACM Softw. Eng.*, 1(FSE).

Weisong Sun, Yun Miao, Yuekang Li, Hongyu Zhang, Chunrong Fang, Yi Liu, Gelei Deng, Yang Liu, and Zhenyu Chen. 2024. [Source code summarization in the era of large language models](#). *Preprint*, arXiv:2407.07959.

Michele Tufano, Dawn Drain, Alexey Svyatkovskiy, Shao Kun Deng, and Neel Sundaresan. 2021. [Unit test case generation with transformers and focal context](#). *Preprint*, arXiv:2009.05617.

Xingyao Wang, Yangyi Chen, Lifan Yuan, Yizhe Zhang, Yunzhu Li, Hao Peng, and Heng Ji. 2024a. [Executable code actions elicit better llm agents](#). *Preprint*, arXiv:2402.01030.

Xingyao Wang, Boxuan Li, Yufan Song, Frank F. Xu, Xiangru Tang, Mingchen Zhuge, Jiayi Pan, Yueqi Song, Bowen Li, Jaskirat Singh, Hoang H. Tran, Fuqiang Li, Ren Ma, Mingzhang Zheng, Bill Qian, Yanjun Shao, Niklas Muennighoff, Yizhe Zhang, Binyuan Hui, and 5 others. 2025. [Openhands: An open platform for ai software developers as generalist agents](#). *Preprint*, arXiv:2407.16741.

Xingyao Wang, Boxuan Li, Yufan Song, Frank F Xu, Xiangru Tang, Mingchen Zhuge, Jiayi Pan, Yueqi Song, Bowen Li, Jaskirat Singh, and 1 others. 2024b. [Openhands: An open platform for ai software developers as generalist agents](#). In *The Thirteenth International Conference on Learning Representations*.

Chunqiu Steven Xia, Yinlin Deng, Soren Dunn, and Lingming Zhang. 2024. [Agentless: Demystifying llm-based software engineering agents](#). *Preprint*, arXiv:2407.01489.

John Yang, Carlos E. Jimenez, Alexander Wettig, Kilian Lieret, Shunyu Yao, Karthik Narasimhan, and Ofir Press. 2024. [Swe-agent: Agent-computer interfaces enable automated software engineering](#). *Preprint*, arXiv:2405.15793.

Daoguang Zan, Zhirong Huang, Wei Liu, Hanwu Chen, Linhao Zhang, Shulin Xin, Lu Chen, Qi Liu, Xiaojian Zhong, Aoyan Li, Siyao Liu, Yongsheng Xiao, Liangqiang Chen, Yuyu Zhang, Jing Su, Tianyu Liu, Rui Long, Kai Shen, and Liang Xiang. 2025. [Multi-swe-bench: A multilingual benchmark for issue resolving](#). *Preprint*, arXiv:2504.02605.

Yuntong Zhang, Haifeng Ruan, Zhiyu Fan, and Abhik Roychoudhury. 2024. [Autocoderover: Autonomous program improvement](#). *Preprint*, arXiv:2404.05427.

Andy Zhou, Kai Yan, Michal Shlapentokh-Rothman, Haohan Wang, and Yu-Xiong Wang. 2024. [Language](#)

[agent tree search unifies reasoning acting and planning in language models](#). *Preprint*, arXiv:2310.04406.

A Appendix

A.1 Modifications To The Reproducer

SpecRover contains a Reproducer Agent that takes in the issue description and generates a standalone python file that when executed in the repository reproduces the issue. The generated reproducer is determined to be successful if it raises an Assertion Error and exits with a non zero code with the prompt generating the reproducer specifically mentioning these conditions. In our experiments we have noticed that this system exit `sys.exit()` usually in a caught error can return stack traces that aren't helpful in localizing the faulty issues. We first improve the feedback prompt to specifically mention if a reproducers stack trace doesn't have an assertion error or exits with a zero code which significantly speeds up how many rounds it takes to generate a successful reproducer.

Next we add another component that takes in the best possible reproducer and runs it through an execution feedback loop with the goal of refining the reproducer and modifying it generate a more useful stack trace that can better help with issue localization. The feedback loop consists of passing the reproducer, the stack trace and the issue to the LLM and prompt it using a custom prompt that focuses on refining the reproducer to - (1) better reproduce the issue and (2) to remove potential try catch, system exit codes and assertion errors and generate a reproducer that gives the most detailed stack trace errors and incorporate an LLM call that decides if the stack trace is sufficiently useful or not.

We find that this step significantly improves the quality of stack trace errors produced and constitutes the first step of our execution semantics.

A.2 Identification of Suspicious Files From the Execution Trace

Once we have this refined reproducer, we run it and process the execution trace to identify all the relevant files that were called in the reverse order of contact i.e, the first file in the trace is the file that was last used before the crash occurred. We then identify all the files in the repository and store them in a set. Next we filter out the files obtained from the execution trace and only include those

files that are both in the execution trace as well as in the repository, this gives us an ordered list of suspicious files that were last used when the crash happened.

We then take the top 7 files and give this to the localization agent along with a prompt explaining why they are relevant. This is the second step in the execution semantics. The final step is running Spectrum-based Fault Localization and obtaining the top 5 most suspicious functions along with their class and file and sending this to the localization agent with a suitable prompt that similarly explains why these files are useful and how they were obtained.

A.3 Repair Stage Caching

When the repair stage is executed for a given issue (I) on a buggy file (F) using an initial patch (P), it produces a set of candidate patches (p_i). We store these results in a cache, using the tuple (I, F, P) as the key and the resulting patches (p_i) as the value. This caching mechanism helps avoid redundant repair runs for previously encountered inputs, leading to significant cost savings. The cache is intended to be used primarily when running powerful models with temperature set to 0, to minimize variance. Use of the cache is **entirely optional** and was solely designed to help reduce cost.

A.4 Prompts Used:

Generic System Prompt for Issue Semantics, Workflow generation, Context Retrieval and Fix Generation

You are a software developer working on fixing an issue in your code base. Another software developer has looked into this issue and has given a fix that solves the main issue or solves it to the best of the developers ability. Now, your goal is to analyze the possible call chains in a file, go through and analyze them and determine if any additional changes need to be made in addition to the main change to maintain consistency in the code base while also fixing any edge cases or existing functionality that might have broken.

Prompt To Generate Issue Semantics

The issue might show a very specific example failing or not clearly explain the intent of the developer, your goal is to understand the exact intent of what the issue conveys, and explain if this issue is part of a broader issue and if it is generalizable, and explain what the code should reflect to solve this issue as a whole, then summarize everything you've said. Finally end it by giving a paragraph that would direct an AI agent to fix changes that need to be made in the code base, be as general as possible. The given issue you need to generalize is: "{[issue statement](#)". The final paragraph that directs an AI agent should be in a <directions> ... </directions> block.

Prompt To Generate Workflows

You are an AI assistant trying to solve an issue: `{issue semantics}`, you have correctly figured out the main buggy file and fixed it using the patch: `"{initial patch}"` you however miss other changes required to maintain the consistency of the fix throughout the file. the content of the file: `"{buggy file name}"` is: `"{code in buggy file}"`. Your task is to figure out the different flows of execution of the file along with the names of the methods called. We will then look at each execution flow and determine if there needs to be other fixes in addition to the main fix to maintain consistency.

Each flow must be in the following format:

```
<flow>
<step> describe the approach...</step>
<step> ... </step>
...
</flow>

<flow>
<step>...</step>
<step>...</step>
...
</flow>

...
```

Each flow must be encased in `<flow>`
`</flow>` and each step must be in `<step>`
`</step>`.

Prompt To Get Relevant Context For A Step

You are analyzing a call chain, and are given steps that describe steps in a flow such as `'_read_table_qdp()'` calls `'_get_tables_from_qdp_file()'`, along with the entire code in the file that the call chain resides in. Your goal is to understand the relevant code snippets that need to be extracted in order to analyze this step and solve an issue. Your output should be a JSON with the key describing the code snippet, and the value being the code in the code snippet. NOTE: If you are giving the code of a method then you must give the ENTIRE code in the method. Also note that the key and values of the JSON must be strings. For example, for the `'_read_table_qdp()'` calls `'_get_tables_from_qdp_file()'` step, the key should be something like `"code in the _get_tables_from_qdp_file() method"`, and the value should be the code in the `_get_tables_from_qdp_file` method. the resulting JSON structure should look like: `"code in the _get_tables_from_qdp_file() method": Get all tables from a QDP file. Parameters (rest of the _get_tables_from_qdp_file method code)` The file_content is: `"{File Content}"`, and the step in the call chain is: `"{Step}"`. Your goal is to find the relevant code snippets as mentioned above. NOTE: Try to focus the majority at a method level of granularity, however you can also use a class level or expression level of granularity. This information will be given to another AI agent who will suggest code changes to fix the bug and maintain consistency throughout the file.

Prompt To Generate Fixes

You are given an execution flow: `<flow>"{Flow}"</flow>` and general directions on how to fix it: `<directions>"Issue Semantics"</directions>`. In this flow we focus on the step: `<step>""{Step}"</step>`. the relevant code snippets are: `<codesnippets>""{Relevant Code Snippets}"</codesnippets>`, and another AI agent has given an initial patch: `<patch>""{Initial Patch}"</patch>` that could potentially have solved the bulk of the issue. Your goal is to analyze these code snippets and identify changes that need to be made to maintain consistency with the general directions provided to solve the overall issue. These can be minor or major changes that try to maintain consistency in the file, fix edge cases that might have been missed, or fix modified code that might break important existing functionality. Please be EXTREMELY thorough, go through each line of context given to make sure that you have not missed anything that needs to be changed. You can give your reasoning, however your final changes must be in `<changes>...</changes>` angle brackets, with the original code, patched code and reasoning, preferably in a `<original>...</original> <patched>...</patched> <reason>...</reason>` format. If there are no changes to be made then the output must be "No changes" in the angle brackets, i.e `<changes>No changes</changes>`.

Prompt For Repair Stage Fixes Reviewer

System Prompt:

You are an expert software code reviewer who evaluates suggestions made by multiple software engineers attempting to solve a specific issue in a code file.

Your role is to:

- Understand the issue in depth.
- Analyze each suggestion carefully, identifying which are necessary, which are helpful, and which may be incorrect or unnecessary.
- Apply clear and well-reasoned judgment to select the best combination of suggestions to fully and correctly resolve the issue.

You prioritize correctness and consistency in your review. Use precise reasoning when justifying your decisions.

User Prompt:

You are reviewing and trying to solve the following issue in a code file:

`<issue> "{Issue Statement}" </issue>`

The full content of the file is:

`<file content> "{File Content}" </file content>`

A number of software engineers have provided suggestions, each aiming to solve the issue along with a starting fix to build on that most likely fixes the bulk of the issue:

`<starting fix> "{Patch Content}" </starting fix>`

These suggestions consist of the original code, the patched code, and the reasoning for why this change was suggested. Your goal is to filter out unnecessary suggestions while keeping the useful ones.

Useful suggestions fall into one of these categories:

- Suggestions ensuring the consistency of

the fix throughout the file.

- Suggestions identifying edge cases that might have been missed by the starting fix.
- Suggestions fixing code that may have been broken by the starting fix.
- Suggestions that solve the core issue if the starting patch identifies a wrong fix.

where as,

Unnecessary suggestions fall into one of these categories: - Changes that break existing functionality. Use your best judgment when deciding this.

- The addition of unnecessary try catch statements or assertions which look good in theory but are unnecessary as they might break unit testing for that particular functionality and could have already been caught else where.
- If the issue is incredibly simple to fix, then avoid overtly complex suggestions which are prone to break some existing functionality.

You will be given "{[Number of Patches](#)}" suggestions in the format of:

```
0: <original> ... </original> <patched> ...  
</patched> <reason> ... </reason>  
1: <original> ... </original> <patched> ...  
</patched> <reason> ... </reason>
```

and so on, with 0: representing the 0th patch, 1: the 1st, etc...

Your output must be a JSON object in the following format:

```
{{  
  "0": {{  
    "reason": "Explanation of why this  
suggestion is necessary or not.",  
    "required": "Required or Not Required",  
  }},  
  "1": {{  
    "reason": "Explanation of why this  
suggestion is necessary or not.",  
    "required": "Required or Not Required",  
  }},  
  ...  
}}
```

```
}}
```

- Each key corresponds to the suggestion ID.
- The "reason" field must contain a concise, clear justification for why the suggestion is necessary or not.
- The "required" field should be 'Required' if the suggestion is required to solve the issue, or 'Not Required' if it is not needed.
- Always begin with your reasoning in the "reason" field, followed by the decision in the "required" field.

The suggestions are:

```
"{Patches Enumerated One By One}"
```

```
If there are no suggestions then return None.  
""
```