

REVELA: DENSE RETRIEVER LEARNING VIA LANGUAGE MODELING

Fengyu Cai¹ Tong Chen² Xinran Zhao³ Sihao Chen⁴ Hongming Zhang⁵

Sherry Tongshuang Wu³ Iryna Gurevych¹ Heinz Koepl¹

¹Technical University of Darmstadt ²University of Washington

³Carnegie Mellon University ⁴Microsoft ⁵Tencent AI Lab

{fengyu.cai, heinz.koepl}@tu-darmstadt.de

ABSTRACT

Dense retrievers play a vital role in accessing external and specialized knowledge to augment language models (LMs). Training dense retrievers typically requires annotated query-document pairs, which are costly to create and scarce in specialized domains (e.g., code) or in complex settings (e.g., requiring reasoning). These practical challenges have sparked growing interest in self-supervised retriever learning. Since LMs are trained to capture token-level dependencies through a *self-supervised* learning objective (i.e., next token prediction), we can analogously cast retrieval as learning dependencies among chunks of tokens. This analogy naturally leads to the question: *How can we adapt self-supervised learning objectives in the spirit of language modeling to train retrievers?*


To answer this question, we introduce *Revela*, a unified and scalable training framework for self-supervised retriever learning via language modeling. *Revela* models semantic dependencies among documents by conditioning next token prediction on local and cross-document context through an *in-batch attention* mechanism. This attention is weighted by retriever-computed similarity scores, enabling the retriever to be optimized as part of language modeling. We evaluate *Revela* on domain-specific (CoIR), reasoning-intensive (BRIGHT), and general-domain (BEIR) benchmarks across various retriever backbones. Without annotated or synthetic query-document pairs, *Revela* surpasses larger supervised models and proprietary APIs on CoIR and matches them on BRIGHT. It achieves BEIR’s unsupervised SoTA with ~ 1000x less training data and 10x less compute. Performance increases with batch size and model size, highlighting *Revela*’s scalability and its promise for self-supervised retriever learning.

1 INTRODUCTION

Central to information retrieval are dense retrievers (Reimers & Gurevych, 2019; Karpukhin et al., 2020; Ma et al., 2024), which map queries and documents into high-dimensional vector spaces and determine relevance through similarity calculations. Typically, these models rely on carefully annotated query-document pairs and hard negatives for training. However, creating such high-quality training data requires substantial human annotation, which is labor-intensive and difficult to scale in *complex, domain-specific* scenarios such as law (Feng et al., 2024) and programming (Jimenez et al., 2024). This limitation stimulates the interest within the community to explore self-supervised approaches for training retrievers directly from unannotated raw texts, i.e., self-supervised retriever learning (Izacard et al., 2022).

Modern LMs (Grattafiori et al., 2024), a successful case of self-supervised learning, are typically pretrained with the next-token prediction (NTP) paradigm, modeling dependencies among

 <https://github.com/TRUMANCFY/Revela>

 <https://huggingface.co/trumancai/Revela-3b>

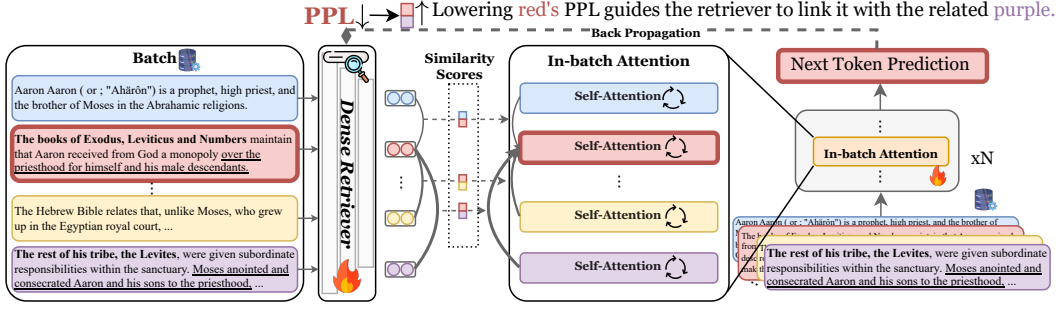


Figure 1: **The framework of Revela.** The retriever’s in-batch similarity scores are used as in-batch attention weights inside transformer blocks. The retriever is trained by optimizing the language modeling objective, i.e., NTP. The related patterns in red and purple sequences are highlighted in bold and underline. An example of training dynamics is illustrated at § A.

tokens within a single sequence. Analogously, retriever aims to model relationships among larger units—chunks of tokens—capturing more macroscopic dependencies. This motivates us to raise a key question: *How can we learn a retriever within a self-supervised learning framework of language modeling?* While NTP implicitly identifies the most relevant parts in the context during generation, conditioning language modeling of one sequence on others can serve as an effective proxy for modeling inter-sequence relationships. This can offer a novel and principled approach to self-supervised retriever learning.

In this work, we introduce a self-supervised retriever learning paradigm – Dense Retriever Learning via Language Modeling, abbreviated as Revela. As illustrated in Fig. 1, Revela trains retrievers by simultaneously optimizing retrievers and LMs; different from conventional NTP, Revela learns the probability of a token given both the prefix in this sequence and all other sequences in the batch. Specifically, in addition to classical self-attention which restricts NTP to individual sequences, an **in-batch attention** mechanism enables sequences to attend to their neighbors in the same batch during language modeling. In this process, the retriever provides inter-sequence dependencies that modulate the in-batch attention weights, allowing it to be optimized with the LM during training. We split raw texts into chunks within each document and put these chunks into the same batch, motivated by the idea of hard negative samples in contrastive learning (Xiong et al., 2020).

We comprehensively demonstrate the effectiveness of Revela across three benchmarks in § 4: CoIR (Li et al., 2024), a benchmark tailored for code retrieval, BRIGHT (Hongjin et al., 2025), a reasoning-intensive benchmark across diverse domains, and BEIR (Thakur et al., 2021), a heterogeneous benchmark covering general domains. To do this, we train Revela on Wikipedia for general retrieval and on code-related corpora (Wang et al., 2025) for code retrieval, using pretrained transformers ranging from 135M to 8B parameters as retriever backbones paired with an LM. On CoIR, Revela outperforms a strong, 7B-parameter supervised retriever (E5-Mistral-7b-Instruct) by 2.8 points and surpasses the weakly-supervised baseline E5-PT (Wang et al., 2022) by 9.7 points at a similar scale. This is particularly noteworthy as both baselines were pre-trained on massive query-document pairs that encompass Revela’s training data. Furthermore, Revela matches proprietary models on BRIGHT and achieves parity with weakly-supervised E5 model on BEIR while using approximately 1,000x less training data and 10x less compute. These results establish Revela as a highly effective and efficient self-supervised solution. In § 5, we also show that scaling Revela via on larger retriever backbones, larger LMs, and larger batch size can yield greater gain over baselines. Compared to traditional contrastive learning, Revela exhibits stronger cross-domain generalization. Moreover, the mixed-data training allows the model to scale across multiple domains while guaranteeing high domain-specific performance. Collectively, the evidence highlights Revela’s robust scaling behavior and strong generalization across models, data, and domains. To this end, we summarize our contributions as follows:

- We introduce Revela, a self-supervised framework that trains a retriever via language modeling using an additional in-batch attention mechanism, where next-token prediction is conditioned on both the input sequence and others within the same batch.

- Without query-document pairs, *Revela* surpasses E5-Mistral-7b-Instruct on CoIR by 2.8% and outperforms unsupervised baselines by 9.7% at the comparable scale, while also matching the performance of proprietary APIs on BRIGHT, a challenging, reasoning-intensive benchmark.
- *Revela* exhibits robust scalability across larger models, batch sizes, and mixed-domain data; it also exhibits stronger cross-domain generalization than unsupervised contrastive methods.

2 RELATED WORKS

Self-supervised Retriever Learning Dense retrievers are typically trained with query-document pairs, requiring extensive human annotation. Given the abundance of unlabeled corpora, a key challenge in the community is: *How can we train a dense retriever in a self-supervised manner?*

Some methods leverage weak supervision from document corpora. Contriever (Izacard et al., 2022) applies contrastive learning, using passages from the same document as positives and in-batch examples as negatives. E5 (Wang et al., 2022) is trained on a massive dataset of query-document pairs from numerous sources. The primary drawback of this direction is the risk of overfitting to structural biases present in the training data. Other training strategies include distillation from existing retrievers and autoencoding. Distillation is exemplified by LaPraDoR (Xu et al., 2022), which enhances dense retrieval by incorporating signals from BM25 (Robertson et al., 2009). Autoencoding methods, such as RetroMAE (Xiao et al., 2022), learn embeddings via sentence reconstruction. A key drawback of autoencoding is the lack of pairwise supervision, which can cause overfitting to low-level details (Steck, 2020).

Our approach departs from the conventional query-document framework. Drawing inspiration from NTP in LMs, our method adapts the language modeling objective, shifting its focus from predicting adjacent tokens to capturing the inherent associations between entire texts (sequences of tokens).

LM-guided Retriever Learning LM-driven query and document expansion, exemplified by Query2Doc (Wang et al., 2023), can be effective but is often computationally costly due to its need for powerful models. Augmenting LMs with relevant information from external knowledge stores not only improves performance in various NLP tasks but also enhances retriever learning. Atlas (Izacard et al., 2023) utilizes cross-attention scores between retrieved documents and the generated output as signal to train the retriever. However, Atlas uses an encoder-decoder architecture, which diverges from the prevailing trend of decoder-only models and requires costly periodical reindexing. In contrast, our work leverages a standard decoder-only architecture to model relationships between text chunks within and across documents, mitigating the need for reindexing.

With the rise of decoder-only LMs, REPLUG (Shi et al., 2024) enhances retrieval by prepending retrieved documents to the queries, training retrievers to produce query-document similarity aligned with the LM’s perplexity. However, the perplexity of *frozen* LMs is often poorly calibrated (Geng et al., 2024), resulting in suboptimal retriever learning. This issue can be optimized in *Revela* where retrievers and LMs are updated jointly during language modeling.

Domain-specific Retrieval In pre-training corpora, domain-specific knowledge is both scarce and rapidly evolving (Grossmann et al., 2023; Wen et al., 2025), making effective retrieval in specialized domains critically challenging. To enhance the adaptability of dense retrievers across domains, researchers have explored continual learning (Sachan et al., 2021; Oguz et al., 2022) and task-aware training (Cheng et al., 2023). However, these approaches still rely on query-document pairs from domain-specific datasets. Another approach seeks to simplify domain-specific retrieval for general-purpose dense retrievers. Cai et al. (2024) propose a divide-and-conquer strategy through a mixed-granularity retrieval framework, significantly enhancing dense retriever performance in scientific domains. Our work demonstrates *Revela*’s domain adaptation capability through language modeling on domain-specific raw texts.

3 REVELA: DENSE RETRIEVER LEARNING VIA LANGUAGE MODELING

3.1 TRAINING OBJECTIVES

LM training typically includes the maximization of NTP for token sequences. Given a batch of documents $\{D_1, D_2, \dots, D_B\}$ and an LM parameterized by Φ , classical NTP on the token x_l^i in $D_i = \{x_1^i, \dots, x_L^i\}$, can be calculated as, where $x_{<l}^i$ denotes the tokens preceding x_l^i in D_i

$$P(x_l^i) = P_\Phi(x_l^i | x_{<l}^i). \quad (1)$$

As shown in Fig. 2, in Revela, the NTP for sequence i is conditioned not only on its own preceding context $x_{<l}^i$ but also on every other document in the batch, $\{D_j\}_{j \neq i}$. Specifically, we introduce a new attention mechanism in the transformer blocks, i.e., in-batch attention (§ 3.2), which is supported by a specific mask design (§ 3.4). The attentions are weighted by the inter-sequence similarity computed by the retriever parameterized by Θ , i.e., $\text{Sim}(D_i, D_j)$ (§ 3.3), where $\sum_{j \neq i}^B \text{Sim}(D_i, D_j) = 1$. The retriever is dynamically optimized as the similarity is updated jointly with the NTP objective

$$P_R(x_l^i) = P_{\Phi, \Theta}(x_l^i | x_{<l}^i, \{D_j\}_{j \neq i}) \quad (2)$$

3.2 IN-BATCH ATTENTION

Revela augments the transformer block with an **in-batch attention** mechanism to incorporate context from other sequences. We denote the output of D_i at the l -th layer as $[e_i^l; h_i^l]$, where $e_i^l, h_i^l \in \mathbb{R}^{L \times d}$ represent the outputs from self-attention and in-batch attention, respectively. For simplicity, we omit layer normalization and feed-forward layers, so the input to the two attention modules in the l -th layer is $[e_i^{l-1}; h_i^{l-1}]$.

Standard Self-Attention In the l -th layer of the blocks, the self-attention mechanism computes

$$Q_i^e = e_i^{l-1} W^Q, \quad K_i^e = e_i^{l-1} W^K, \quad V_i^e = e_i^{l-1} W^V, \quad (3)$$

where $W^Q, W^K, W^V \in \mathbb{R}^{d \times d}$ are learnable projection matrices. For multi-head attention with H heads (each of dimension $d_H = d/H$), the standard *causal* attention is computed as

$$e_i^l = \text{softmax}\left(\frac{Q_i^e K_i^{e\top}}{\sqrt{d_H}}\right) V_i^e. \quad (4)$$

In-batch attention combines standard self-attention with cross-document attention. The embeddings of k -th token in D_i is obtained by (1) the prefix of D_i , and (2) the other documents $\{D_j\}_{j \neq i}$ based on their similarity to D_i . This encourages D_i to selectively attend to more relevant documents based on learned retrieval signals. For the contribution from the prefix of D_i , the self-attention output s_i^l in the in-batch attention uses the same projection matrices as above

$$Q_i^h = h_i^{l-1} W^Q, \quad K_i^h = h_i^{l-1} W^K, \quad V_i^h = h_i^{l-1} W^V, \quad s_i^l = \text{softmax}\left(\frac{Q_i^h K_i^{h\top}}{\sqrt{d_H}}\right) V_i^h.$$

Cross-document attention enables D_i to attend to other documents D_j using cached keys K_j^e and values V_j^e . With a *full* attention mask, the output b_{ij}^l is computed as

$$b_{ij}^l = \text{softmax}\left(\frac{Q_i^h K_j^{e\top}}{\sqrt{d_H}}\right) V_j^e. \quad (5)$$

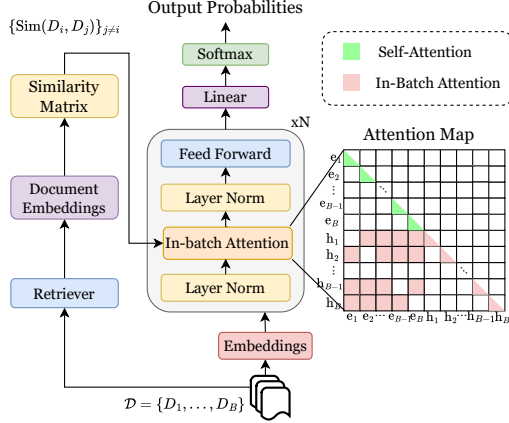


Figure 2: **Revela's architecture.** With an attention map of in-batch attention $\{h_i^l\}_{i=1}^B$ can attend to the self-attention $\{e_i^l\}_{i=1}^B$.

Weighting by cross-document similarity aggregates the attention outputs b_{ij}^l using the similarity scores $\text{Sim}(D_i, D_j)$ computed by the retriever

$$b_i^l = \sum_{j=1, j \neq i}^B \text{Sim}(D_i, D_j) b_{ij}^l. \quad (6)$$

Combined output integrates the results of self-attention and cross-document attention to form the final output of the in-batch attention

$$h_i^l = s_i^l + b_i^l \quad (7)$$

3.3 SIMILARITY COMPUTATION

Given a batch of B documents $\{D_i\}_{i=1}^B$, the retrieval mechanism proceeds in three steps. First, each document D_i is encoded into an embedding $\mathbf{h}_i \in \mathbb{R}^{d_E}$ using an encoder E_Θ , such that $\mathbf{h}_i = E_\Theta(D_i)$. Second, the embeddings are normalized and pairwise cosine similarities are computed: $\tilde{\mathbf{h}}_i = \mathbf{h}_i / \|\mathbf{h}_i\|_2$, and the similarity score between documents i and j is given by $S_{ij} = \tilde{\mathbf{h}}_i^\top \tilde{\mathbf{h}}_j$. Third, temperature-scaled softmax with temperature τ is applied to obtain probabilities across documents

$$\text{Sim}(D_i, D_j) = \frac{\exp(S_{ij}/\tau)}{\sum_{k \neq i} \exp(S_{ik}/\tau)}.$$

The resulting weights $\text{Sim}(D_i, D_j) \in \mathbb{R}^{B \times B}$ capture cross-document similarities and are used to condition language modeling on relevant in-batch documents as presented above.

3.4 IMPLEMENTATION DETAILS

As described earlier, *Revela* adapts the classical transformers by additionally including in-batch attention, which builds upon standard self-attention, as shown in Eq. (5). For the minimum modifications to the existing transformer’s implementation, we take the computation of e and h as duplicating documents and adjusting the attention mask, as illustrated in Fig. 2. In this way, the embeddings $\{h_i^l\}_{i=1}^B$ produced by in-batch attention can be obtained by applying full attention over the self-attention outputs $\{e_i^l\}_{i=1}^B$ and aggregating them. *Revela*’s efficiency is discussed in § C.7.

4 EXPERIMENTS

4.1 EXPERIMENTAL SETUPS

Evaluation Benchmarks To comprehensively evaluate our proposed framework, we benchmark *Revela* on three diverse datasets: CoIR (Li et al., 2024), a comprehensive benchmark designed for *code*-specific retrieval tasks, BRIGHT (Hongjin et al., 2025), a retrieval benchmark requiring intensive *reasoning* to retrieve relevant documents spanning diverse domains, and BEIR (Thakur et al., 2021), a heterogeneous benchmark covering multiple domains for *general* information retrieval. A more detailed introduction is listed in § B.1.

Training Data One of the earlier baselines for weakly supervised retrievers is E5 (Wang et al., 2022), which collected *1.3B* text pairs from diverse sources such as StackExchange, Wikipedia, Reddit, and scientific papers, and filtered them down to *270M* pairs using handcrafted rules. For *Revela*, We simply convert two E5 pretraining **subsets** to our training corpus: StackOverflow for code-related retrieval (CoIR) and Wikipedia for reasoning-intensive and general retrieval (BRIGHT & BEIR). Data preparation and illustrative examples of these subsets are provided in § B.2.

- **CoIR:** We segment a set of code-related corpora (Wang et al., 2025) into chunks of at most 120 words, each comprising complete sentences, including the posts in the StackOverflow forum (Weber et al., 2024), online tutorials (Overwijk et al., 2022), and library documentations (Zhou et al., 2023), for CoIR. The batch size is 16. Overall, there are 358,763 training batches.

- **BRIGHT & BEIR**: Similarly, we segment the passages in the Wikipedia corpus¹. Given a set of passages $\{d_1, d_2, \dots, d_n\}$, where each passage d_i is divided into chunks $(d_{i1}, d_{i2}, \dots, d_{im_i})$, the chunks are interleaved in the order $(d_{11}, d_{21}, \dots, d_{n1}, d_{12}, d_{22}, \dots)$ and then grouped sequentially into batches of size 16. In total, we sample 320,000 batches from 339,409 documents for training. Notably, a *single* batch may contain chunks from *different* documents, highlighting the flexibility of batch construction in `Revela`.

Models `Revela` jointly trains a retriever and an LM using the NTP objective. We adopt LLaMA-3.2-1B (Grattafiori et al., 2024) as the LM. To ensure a fair comparison across diverse unsupervised baselines, we adopt a range of LMs with parameter sizes from 0.1B to 3B as the backbone models for the retrievers: SmolLM2-135M (Allal et al., 2025), Qwen2.5-0.5B (Yang et al., 2024), LLaMA-3.2-1B and LLaMA-3.2-3B.² For BRIGHT, we specifically include LLaMA-3.1-8B as the retriever’s backbone for the comparison with large LM-based and proprietary retrievers. We follow the approach used in RepLLaMA (Ma et al., 2024), appending the `<eos>` token to each sentence and use its corresponding embedding as the sentence representation. Additionally, we prepend the prefixes “Query: ” and “Passage: ” to queries and passages, respectively. For more details about model checkpoints, please refer to § B.4.

Baselines We include representative self-supervised baselines: **E5-PT_{large}** (E5-PT; Wang et al. 2022) is trained with a contrastive objective, leveraging weak supervision signals from a curated large-scale dataset of text pairs (1.3B raw pairs, filtered to 270M) spanning multiple domains (e.g., code) and covering `Revela`’s training corpus. **REPLUG** (Shi et al., 2024) distills supervision from a frozen LM into a retriever by using LM perplexity to model within-batch chunk–chunk similarity, conditioning one chunk on the other. We adopt REPLUG³ as our main baseline because (1) it matches `Revela`’s retriever as decoder-only LM design, unlike encoder–decoder systems such as Atlas (Izacard et al., 2023), keeping the focus on joint retriever–LM training; (2) this architectural match makes comparisons generalizable across scales; and (3) REPLUG outperforms most prior methods, making it representative of this line of work (Shi et al., 2024).

For CoIR, we also include several supervised retrievers, as well as API-based models such as OpenAI-Ada-002 (Ada-2; Neelakantan et al. 2022) and Voyage-Code-002 (Voyage-2; Voyage AI 2024), following the original setup (Li et al., 2024). Supervised retrievers include UniXcoder (UniX; Guo et al. 2022), which is finetuned on code-related datasets; BGE-M3 (BGE; Chen et al. 2024), a supervised model pretrained and finetuned on text pairs (including code); and E5-Mistral-7B-Instruct (E5-Mistral; Wang et al. 2024).

For BRIGHT, we use several strong baselines: API-based models from `text-embedding-3-large` (OpenAI), `cohere-embed-english-v3.0` (Cohere; Cohere 2023), and `voyage-large-2-instruct` (VoyageAI), as well as E5-Mistral.

For BEIR, we include **Contriever** (Izacard et al., 2022), a BERT-based retriever trained via contrastive learning on unsupervised pairs, and **LaPraDor** (Xu et al., 2022) uses latent-pair contrastive pre-training on C4 (Raffel et al., 2020) and fuses dense scores with BM25 via lexicon-enhanced dense retrieval.

For more details about the Huggingface checkpoints, please refer to § B.4.

Experimental Details For both retrievers and LMs, we apply LoRA with a rank of 256. Training uses the temperature τ $1e-4$, a learning rate of $1e-4$, and 100 warmup steps, following the WarmupDecayLR schedule. We train on 4× A100 80GB GPUs with a gradient accumulation step size of 8. Passages are truncated to 160 tokens, and bf16 mixed precision is enabled. We finetune the models for one epoch, namely, there are 10,000 steps on Wikipedia (~ 44 hours) and around 11,000 steps on code-related texts (~ 48 hours). During inference, the max token length of queries and documents is 2048. For more details of the experimental setups, please refer to § B.5.

¹<https://huggingface.co/datasets/Tevatron/wikipedia-nq-corpus>

²For computational efficiency, we set smaller batch size for the 3B and 8B model, e.g., 8.

³For replication details, see § B.3.

Table 1: **Performance on CoIR** (NDCG@10, %). Gray indicates *supervised* models. **Bold** marks the highest score among non-API models in each row. Columns marked [†] used code-related pairs during pre-training. The results of APIs are collected from Li et al. (2024). Without query-document pairs, Revela_{3B} surpasses larger supervised models and proprietary APIs, averaged across 10 tasks.

Dataset	BM25	UniX	Revela	E5-PT [†]	Revela	BGE [†]	REPLUG	Revela	REPLUG	Revela	E5-Mistral [†]	Ada-2	Voyage-2
Model Size	–	0.1B	0.1B	0.3B	0.5B	0.6B	1B	1B	3B	3B	7B	–	–
Apps	4.8	1.4	8.2	10.6	20.5	14.7	13.9	19.4	17.7	26.6	23.5	8.7	26.5
CosQA	15.6	25.1	26.2	27.1	27.5	26.4	20.1	30.2	25.2	29.0	33.2	28.9	29.8
ST2SQL	25.0	50.5	45.7	48.9	53.7	46.9	53.9	55.0	56.8	55.9	68.0	58.3	69.3
SN	40.9	60.2	49.9	35.2	57.9	58.3	50.8	64.0	53.7	62.6	67.4	74.2	81.8
SNCC	54.0	58.4	63.4	50.5	68.0	53.7	62.8	70.0	62.8	69.1	64.8	53.3	72.8
TransC	47.8	41.8	70.9	56.3	77.6	62.6	61.5	81.1	62.1	83.2	80.6	26.0	27.3
TransDL	34.4	31.0	34.6	32.2	35.4	30.2	33.3	34.2	34.4	34.5	31.7	17.7	28.7
SOQA	70.2	44.7	69.2	86.9	82.5	80.6	76.3	85.7	78.1	88.3	91.0	74.2	81.8
F-ST	68.1	36.0	63.8	70.4	74.5	69.3	66.0	76.2	71.7	78.8	76.4	47.1	65.4
F-MT	59.2	24.2	51.7	46.2	63.6	47.9	42.9	70.4	49.1	73.0	36.4	17.7	28.7
Mean	42.0	37.3	48.4	46.4	56.1	49.1	48.2	58.6	53.9	60.1	57.3	45.6	56.3

4.2 EXPERIMENTAL RESULTS

Revela exhibits superior performance on domain-specific retrieval. Tab. 1 reports the performance of Revela and baseline methods on CoIR. As an unsupervised model trained without query-document pairs, Revela_{3B} surpasses E5-Mistral-7B-Instruct, a much larger supervised model pre-trained and fine-tuned on massive, well-curated text-doc pairs, as well as two proprietary APIs averaged on 10 tasks. Revela also follows *scaling laws*: its performance consistently improves with model size, while maintaining superiority at every scale over baselines. At 0.1B parameters, Revela outperforms the code-specific supervised model UniXCoder by 11.1 points on NDCG@10. At the 0.5B scale, our model outperforms E5-PT by nearly 10 points, despite E5-PT being pre-trained on 270 million filtered query-document pairs covering Revela’s corpus. Revela_{0.5B} even surpasses the supervised model BGE-M3, despite the latter being pre-trained on extensive text-code pairs.⁴ Moreover, at each scale, Revela also surpasses REPLUG, underscoring the effectiveness of the *co-training* paradigm between retrievers and LMs.

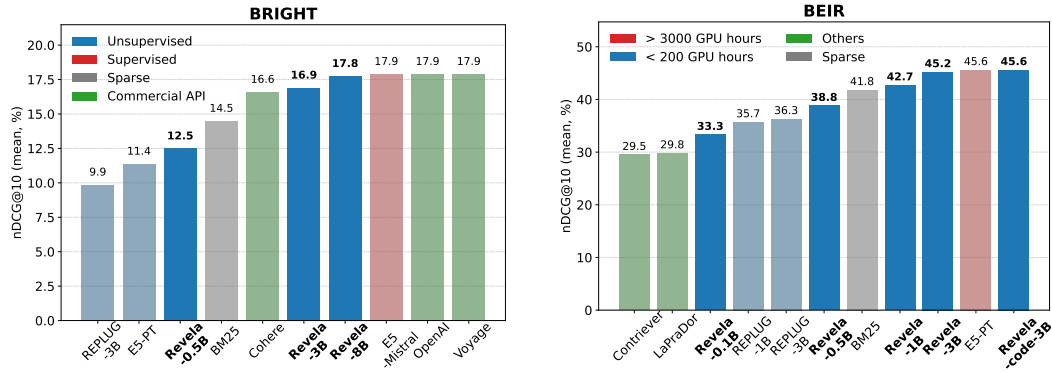


Figure 3: **Performance on BRIGHT (Left) and BEIR (Right)** (NDCG@10,%). Results for Revela are shown in opaque bars, while all other models are represented by transparent bars. On BRIGHT, a reasoning-intensive task, Revela performs on par with large supervised models and properties APIs. On BEIR, Revela achieves similar performance with E5-PT with much less data and compute. Please refer to Tab. 6 and Tab. 7 in § B.6 for the per-task results.

Revela demonstrates strong performance on complex retrieval. Fig. 3 (Left) shows the average NDCG@10 across the 12 BRIGHT subtasks. Trained unsupervised on only 340K raw Wikipedia documents, Revela_{3B} performs on par with the supervised E5-Mistral-7B-Instruct and

⁴Please refer to Table 8 in the original paper (Chen et al., 2024).

other proprietary models, and even surpasses `cohere-embed-english-v3.0`. The scaling trends observed in code retrieval persist here as well: even `Revela0.5B` outperforms `REPLUG3B` with much fewer parameters. At a comparable parameter scale, `Revela0.5B` exceeds E5-PT by 1.1 points (10% relative), a noteworthy result given the potential advantage from E5-PT’s training corpus overlapping with BRIGHT. These findings highlight `Revela`’s promise for tackling more complex retrieval scenarios.

Revela achieves efficient and robust generalization across tasks. Fig. 3 (Right) reports the average NDCG@10 across the 13 BEIR tasks, where `Revela` proves to be remarkably *efficient* and *robust*. At the 0.1B scale, `Revela` outperforms `Contriever` and `LaPraDor` by more than 3 absolute points. Moreover, `Revela`’s consistently surpass `REPLUG` by a significant margin (3B: 8.9%; 1B: 7.0%), mirroring trends observed on CoIR and BRIGHT. Remarkably, despite requiring roughly **1000×** less training data and over **10×** fewer compute resources, `Revela3B` achieves performance on par with E5-PT, underscoring its efficiency and effectiveness. Notably, even when trained solely on a code-related corpus, `Revela3B` performs comparably on the general-domain BEIR benchmark to both its Wikipedia-trained counterpart and E5-PT, underscoring its powerful generalization capabilities.

5 ANALYSIS

We conduct several targeted analyses to further investigate `Revela`. First, to isolate its algorithmic contribution, we compare it with `Contriever` using an identical LM backbone. This comparison reveals that `Revela` achieves superior performance and exhibits stronger domain-specific robustness to training data. Second, we demonstrate that, consistent with traditional contrastive learning, `Revela` benefits from larger batch sizes. Finally, we examine the LM’s impact on retriever performance within the co-training framework. Additional studies on mixed-domain training, out-of-domain generalization, the LM’s post-`Revela` capabilities, and computational efficiency are presented in Appendix § C.

Controlled experiments under the same LM backbone. As baseline models may use different sizes and architectures of LMs as retriever backbones, we implement a classical unsupervised retriever learning algorithm, `Contriever` (Izacard et al., 2022), using the *same* model (`LlAMA-3.2-1B`) and the *same* datasets (Wikipedia and the code-related corpus introduced in § 4.1) as training data. To construct pseudo query-document pairs from raw text, `Contriever` mainly applies two tricks: *Inverse Cloze Task*, where a sentence is removed from a passage to form a query against the remainder, and *Independent Cropping*, where two spans from the same document form a positive pair while spans from different documents serve as negatives. In this way, we generate 500K and 359K query-document pairs, each with 15 negatives, for general and code domains, respectively. The models contrastively trained on them are denoted as `Contriever-wiki1B` and `Contriever-code1B`. Please refer to § C.1 for more training details.

As shown in Tab. 2, `Revela` outperforms `Contriever` on both BEIR and CoIR, irrespective of whether training is conducted on general or code-specific data. Moreover, the performance disparity becomes more pronounced in out-of-distribution domains, underscoring `Revela`’s robustness and its strong capacity for cross-domain generalization over contrastive learning.

Table 2: `Revela` vs. `Contriever` Performance.

Model	BEIR	CoIR	AVG
<code>Revela-wiki_{1B}</code>	42.7	53.2	48.0
<code>Contriever-wiki_{1B}</code>	42.4	50.3	46.4
<code>Revela-code_{1B}</code>	39.6	58.6	49.1
<code>Contriever-code_{1B}</code>	32.3	52.1	42.2

Revela benefits from a larger batch size. The in-batch attention mechanism in `Revela` is inspired by the concept of in-batch negatives in supervised contrastive learning (Xiong et al., 2020). As described in § 4.1, the default batch size is set to 16. To analyze the impact of batch size, we construct training data with batch sizes of 4 and 8 using the same batch construction strategy. As shown in Fig. 4, `Revela`’s performance scales with batch size, suggesting potential for further gains. For more detailed results within CoIR and BEIR, please refer to § C.2.

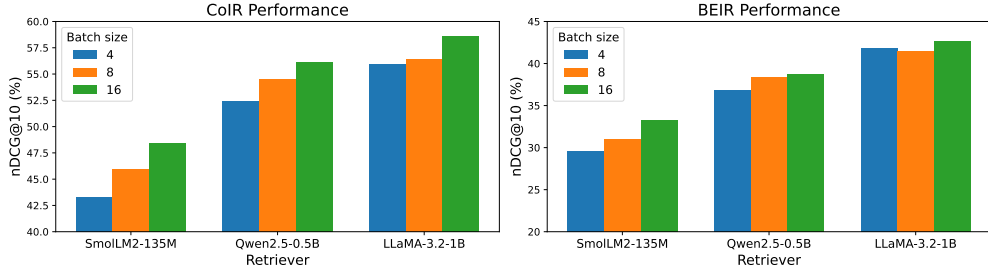


Figure 4: Performance comparison on CoIR and BEIR with different *batch sizes*. For both benchmarks, Revela performance generally scales with batch size.

Larger LMs can help out-of-domain retrieval tasks. As observed in the previous section, retriever performance improves with larger backbone models. In this section, we further investigate how the size of the LM, the other key component in training, affects the retriever’s effectiveness. In addition to LLaMA-3.2-1B, we also use SmolLM2-135M and Qwen2.5-0.5B as LMs, each paired with retrievers of three different sizes. All models are trained using the same experimental setup described in § 4, on both training corpora.

As shown in Fig. 5, CoIR exhibits a clear positive trend: the largest LM delivers best retrieval performance. By contrast, on BEIR, the general-domain benchmark, larger LMs do not provide a consistent advantage. We therefore expect that seamlessly incorporating larger LMs will further improve Revela’s adaptability to specialized domains. For per-dataset results, see § C.3.

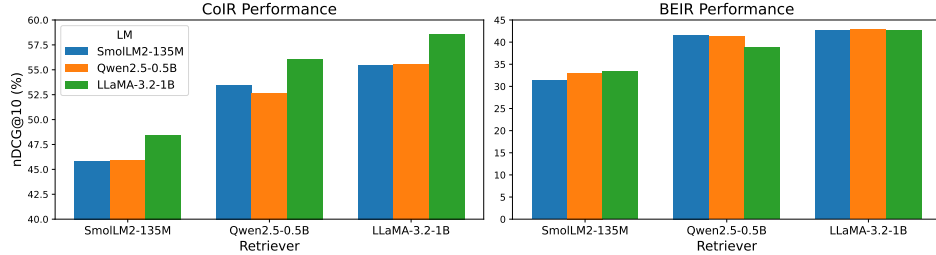


Figure 5: Performance comparison on CoIR and BEIR using various combinations of retrievers and *LMs*. For code retrieval tasks, larger LMs can yield greater gains in retriever performance.

To further investigate Revela, we conducted extra experiments, with the following key findings:

- Revela learns efficiently from *mixed-domain* training corpora. Mixing Wikipedia with the code-related corpora used in § 4 maintains, or even improves, retrieval performance, demonstrating Revela’s strong generalization across *diverse* domains with *only* raw texts (See § C.4).
- Even when trained on an LM-training, out-of-domain corpus, Revela still performs competitively, underscoring its robustness and confirming the observation in Tab. 2. At a similar scale, Revela, trained on out-of-domain data, can still outperform E5-PT on CoIR (See § C.5).
- The co-trained LM’s capacity is largely preserved, plausibly due to the use of LoRA and retaining the NTP objective while adding only auxiliary in-batch attention (See § C.6).
- Revela offers a theoretical advantage in *efficiency* over REPLUG, complementing its empirically demonstrated performance gains (See § C.7).

6 FUTURE DIRECTIONS

We train retrievers directly from raw text via self-supervised language modeling, sidestepping query-doc pairs, a breakthrough beyond the traditional paradigm. Based on this novel solution, We outline several future directions to suggest follow-up research. (1) **Iterative Indexing:** While Revela uses document chunking, a more general approach would iteratively index documents and group chunks

by on-the-fly representations. Though explored in prior work (Izacard et al., 2023; Shi et al., 2024), the high computational cost of such methods remains a key challenge for future work. (2) **Scaling up**: We envision several directions to scale up Revela, including increasing retriever size in § 4.2, and increasing LM size in § 5. Additionally, incorporating advanced attention mechanisms (Yuan et al., 2025) may enhance retriever learning and accelerate the training. (3) **Multi-modality**: Although Revela targets text and code retrieval, this retriever-via-language-modeling paradigm can, in principle, generalize to other LM-modeled modalities, such as images (Jiang et al., 2025).

7 CONCLUSION

Efficiently building information-seeking systems is crucial due to the swiftly evolving world and the wide existence of specific domains, where query-document curation is one key bottleneck. In this work, we introduce Revela, a self-supervised framework that couples dense retrieval with language modeling through a novel in-batch attention mechanism, where a token attends to local context and other sequences in the batch during NTP. By letting the retriever’s relevance scores weight cross-sequence attention, Revela transforms NTP into a retrieval signal, making use of *raw text* and eliminating the need for annotation or synthesis. Our experiments on domain-specific, complex, and general benchmarks demonstrate significant performance gains over existing self-supervised methods, with improvements scaling with retriever size. Further analysis on batch size, LM size, and mixed-data composition highlights Revela as a strong and scalable alternative to traditional self-supervised paradigms, paving the way for more general and efficient retriever learning.

REPRODUCIBILITY STATEMENT

To ensure full reproducibility, we provide comprehensive details on our methods and experiments. The setups for our main results, presented in § 4.2, are described in § 4.1, including hyperparameters, training resources, training time, etc. Further implementation details are located in the appendices, covering our model, Revela (§ B.5), REPLUG implementation (§ B.3) with its checkpoints (§ B.4), evaluation benchmarks (§ B.1), and the training corpus (§ B.2).

The appendices also contain our extended analyses. These include a detailed comparison with unsupervised contrastive learning methods (§ C.1), a study on mixed-domain composition within the training data (§ C.4), and an outline of data usage for out-of-domain generalization (§ C.5). The code to reproduce our results is included in the supplementary submission.

ACKNOWLEDGMENTS

Fengyu Cai is funded by the German Federal Ministry of Education and Research and the Hessian Ministry of Higher Education, Research, Science, and the Arts within their joint support of the National Research Center for Applied Cybersecurity ATHENE. This work is also supported by the Distr@14a funding line of the State of Hesse (project number: 493 24_0015_4A). Xinran Zhao is supported by the ONR Award N000142312840.

We thank Kexin Wang, Jan Buchmann, Falko Helm, and Yuhao Zhang for the discussion and comments on an early draft of this work.

REFERENCES

- Loubna Ben Allal, Anton Lozhkov, Elie Bakouch, Gabriel Martín Blázquez, Guilherme Penedo, Lewis Tunstall, Andrés Marafioti, Hynek Kydlíček, Agustín Piqueres Lajarín, Vaibhav Srivastav, et al. Smollm2: When smol goes big—data-centric training of a small language model. *arXiv preprint arXiv:2502.02737*, 2025.
- Yonatan Bisk, Rowan Zellers, Ronan Lebras, Jianfeng Gao, and Yejin Choi. Piqa: Reasoning about physical commonsense in natural language. In *Proceedings of the AAAI Conference on Artificial Intelligence*, volume 34, pp. 7432–7439, 2020.
- Fengyu Cai, Xinran Zhao, Tong Chen, Sihao Chen, Hongming Zhang, Iryna Gurevych, and Heinz Koepl. MixGR: Enhancing retriever generalization for scientific domain through comple-

- mentary granularity. In Yaser Al-Onaizan, Mohit Bansal, and Yun-Nung Chen (eds.), *Proceedings of the 2024 Conference on Empirical Methods in Natural Language Processing*, pp. 10369–10391, Miami, Florida, USA, November 2024. Association for Computational Linguistics. doi: 10.18653/v1/2024.emnlp-main.579. URL <https://aclanthology.org/2024.emnlp-main.579/>.
- Jianlyu Chen, Shitao Xiao, Peitian Zhang, Kun Luo, Defu Lian, and Zheng Liu. M3-embedding: Multi-linguality, multi-functionality, multi-granularity text embeddings through self-knowledge distillation. In *Findings of the Association for Computational Linguistics ACL 2024*, pp. 2318–2335, 2024.
- Hao Cheng, Hao Fang, Xiaodong Liu, and Jianfeng Gao. Task-aware specialization for efficient and robust dense retrieval for open-domain question answering. In Anna Rogers, Jordan Boyd-Graber, and Naoaki Okazaki (eds.), *Proceedings of the 61st Annual Meeting of the Association for Computational Linguistics (Volume 2: Short Papers)*, pp. 1864–1875, Toronto, Canada, July 2023. Association for Computational Linguistics. doi: 10.18653/v1/2023.acl-short.159. URL <https://aclanthology.org/2023.acl-short.159/>.
- Peter Clark, Isaac Cowhey, Oren Etzioni, Tushar Khot, Ashish Sabharwal, Carissa Schoenick, and Oyvind Tafjord. Think you have solved question answering? a challenge dataset for artificial intelligence. In *arXiv preprint arXiv:1803.05457*, 2018.
- Cohere. Introducing cohere’s new embed v3 model. <https://txt.cohere.com/introducing-embed-v3/>, November 2023. URL <https://txt.cohere.com/introducing-embed-v3/>.
- Ido Dagan, Oren Glickman, and Bernardo Magnini. The pascal recognising textual entailment challenge. In *Machine Learning Challenges. Evaluating Predictive Uncertainty, Visual Object Classification, and Recognising Tectual Entailment, First PASCAL Machine Learning Challenges Workshop, MLCW 2005, Southampton, UK, April 11-13, 2005, Revised Selected Papers*, pp. 177–190. Springer, 2005.
- Yi Feng, Chuanyi Li, and Vincent Ng. Legal case retrieval: A survey of the state of the art. In Lun-Wei Ku, Andre Martins, and Vivek Srikumar (eds.), *Proceedings of the 62nd Annual Meeting of the Association for Computational Linguistics (Volume 1: Long Papers)*, pp. 6472–6485, Bangkok, Thailand, August 2024. Association for Computational Linguistics. doi: 10.18653/v1/2024.acl-long.350. URL <https://aclanthology.org/2024.acl-long.350/>.
- Jiahui Geng, Fengyu Cai, Yuxia Wang, Heinz Koepl, Preslav Nakov, and Iryna Gurevych. A survey of confidence estimation and calibration in large language models. In Kevin Duh, Helena Gomez, and Steven Bethard (eds.), *Proceedings of the 2024 Conference of the North American Chapter of the Association for Computational Linguistics: Human Language Technologies (Volume 1: Long Papers)*, pp. 6577–6595, Mexico City, Mexico, June 2024. Association for Computational Linguistics. doi: 10.18653/v1/2024.naacl-long.366. URL <https://aclanthology.org/2024.naacl-long.366/>.
- Aaron Grattafiori, Abhimanyu Dubey, Abhinav Jauhri, Abhinav Pandey, Abhishek Kadian, Ahmad Al-Dahle, Aiesha Letman, Akhil Mathur, Alan Schelten, Alex Vaughan, et al. The llama 3 herd of models. *arXiv preprint arXiv:2407.21783*, 2024.
- Igor Grossmann, Matthew Feinberg, Dawn C Parker, Nicholas A Christakis, Philip E Tetlock, and William A Cunningham. Ai and the transformation of social science research. *Science*, 380(6650):1108–1109, 2023.
- Daya Guo, Shuai Lu, Nan Duan, Yanlin Wang, Ming Zhou, and Jian Yin. UniXcoder: Unified cross-modal pre-training for code representation. In Smaranda Muresan, Preslav Nakov, and Aline Villavicencio (eds.), *Proceedings of the 60th Annual Meeting of the Association for Computational Linguistics (Volume 1: Long Papers)*, pp. 7212–7225, Dublin, Ireland, May 2022. Association for Computational Linguistics. doi: 10.18653/v1/2022.acl-long.499. URL <https://aclanthology.org/2022.acl-long.499/>.

- SU Hongjin, Howard Yen, Mengzhou Xia, Weijia Shi, Niklas Muennighoff, Han-yu Wang, Liu Haisu, Quan Shi, Zachary S Siegel, Michael Tang, et al. Bright: A realistic and challenging benchmark for reasoning-intensive retrieval. In *The Thirteenth International Conference on Learning Representations*, 2025.
- Gautier Izacard, Mathilde Caron, Lucas Hosseini, Sebastian Riedel, Piotr Bojanowski, Armand Joulin, and Edouard Grave. Unsupervised dense information retrieval with contrastive learning. *Transactions on Machine Learning Research*, 2022, 2022. URL <https://openreview.net/forum?id=jKNlpXi7b0>.
- Gautier Izacard, Patrick Lewis, Maria Lomeli, Lucas Hosseini, Fabio Petroni, Timo Schick, Jane Dwivedi-Yu, Armand Joulin, Sebastian Riedel, and Edouard Grave. Atlas: Few-shot learning with retrieval augmented language models. *Journal of Machine Learning Research*, 24(251): 1–43, 2023.
- Ziyan Jiang, Rui Meng, Xinyi Yang, Semih Yavuz, Yingbo Zhou, and Wenhui Chen. Vlm2vec: Training vision-language models for massive multimodal embedding tasks. In *The Thirteenth International Conference on Learning Representations*, 2025.
- Carlos E Jimenez, John Yang, Alexander Wettig, Shunyu Yao, Kexin Pei, Ofir Press, and Karthik R Narasimhan. SWE-bench: Can language models resolve real-world github issues? In *The Twelfth International Conference on Learning Representations*, 2024. URL <https://openreview.net/forum?id=VTF8yNQm66>.
- Vladimir Karpukhin, Barlas Oguz, Sewon Min, Patrick Lewis, Ledell Wu, Sergey Edunov, Danqi Chen, and Wen-tau Yih. Dense passage retrieval for open-domain question answering. In Bonnie Webber, Trevor Cohn, Yulan He, and Yang Liu (eds.), *Proceedings of the 2020 Conference on Empirical Methods in Natural Language Processing (EMNLP)*, pp. 6769–6781, Online, November 2020. Association for Computational Linguistics. doi: 10.18653/v1/2020.emnlp-main.550. URL <https://aclanthology.org/2020.emnlp-main.550/>.
- Xiangyang Li, Kuicai Dong, Yi Quan Lee, Wei Xia, Yichun Yin, Hao Zhang, Yong Liu, Yasheng Wang, and Ruiming Tang. Coir: A comprehensive benchmark for code information retrieval models. *arXiv preprint arXiv:2407.02883*, 2024.
- Xueguang Ma, Liang Wang, Nan Yang, Furu Wei, and Jimmy Lin. Fine-tuning llama for multi-stage text retrieval. In *Proceedings of the 47th International ACM SIGIR Conference on Research and Development in Information Retrieval*, pp. 2421–2425, 2024.
- Todor Mihaylov, Peter Clark, Tushar Khot, and Ashish Sabharwal. Can a suit of armor conduct electricity? a new dataset for open book question answering. In *Proceedings of the 2018 Conference on Empirical Methods in Natural Language Processing (EMNLP)*, 2018.
- Arvind Neelakantan, Bhuwan Marthi, Hemanth Gupta, Nader Ardalani, Cícero Santos, Yulia Tsvetkov, Tom B Brown, Dario Amodei, Jared Kaplan, G Krueger, et al. Text and code embeddings by contrastive pre-training. *arXiv preprint arXiv:2201.10005*, 2022.
- Barlas Oguz, Kushal Lakhotia, Anchit Gupta, Patrick Lewis, Vladimir Karpukhin, Aleksandra Piktus, Xilun Chen, Sebastian Riedel, Scott Yih, Sonal Gupta, and Yashar Mehdad. Domain-matched pre-training tasks for dense retrieval. In Marine Carpuat, Marie-Catherine de Marneffe, and Ivan Vladimir Meza Ruiz (eds.), *Findings of the Association for Computational Linguistics: NAACL 2022*, pp. 1524–1534, Seattle, United States, July 2022. Association for Computational Linguistics. doi: 10.18653/v1/2022.findings-naacl.114. URL <https://aclanthology.org/2022.findings-naacl.114/>.
- Arnold Overwijk, Chenyan Xiong, Xiao Liu, Cameron VandenBerg, and Jamie Callan. Clueweb22: 10 billion web documents with visual and semantic information. *arXiv preprint arXiv:2211.15848*, 2022.
- Guilherme Penedo, Hynek Kydlíček, Anton Lozhkov, Margaret Mitchell, Colin A Raffel, Leandro Von Werra, Thomas Wolf, et al. The fineweb datasets: Decanting the web for the finest text data at scale. *Advances in Neural Information Processing Systems*, 37:30811–30849, 2024.

- Mohammad Taher Pilehvar and Jose Camacho-Collados. Wic: the word-in-context dataset for evaluating context-sensitive meaning representations. In *Proceedings of the 2019 Conference of the North American Chapter of the Association for Computational Linguistics: Human Language Technologies, Volume 1 (Long and Short Papers)*, pp. 1400–1407, 2019.
- Colin Raffel, Noam Shazeer, Adam Roberts, Katherine Lee, Sharan Narang, Michael Matena, Yanqi Zhou, Wei Li, and Peter J. Liu. Exploring the limits of transfer learning with a unified text-to-text transformer. *Journal of Machine Learning Research*, 21(140):1–67, 2020. URL <http://jmlr.org/papers/v21/20-074.html>.
- Nils Reimers and Iryna Gurevych. Sentence-bert: Sentence embeddings using siamese bert-networks. In *Proceedings of the 2019 Conference on Empirical Methods in Natural Language Processing and the 9th International Joint Conference on Natural Language Processing (EMNLP-IJCNLP)*, pp. 3982–3992, 2019.
- Stephen Robertson, Hugo Zaragoza, et al. The probabilistic relevance framework: Bm25 and beyond. *Foundations and Trends® in Information Retrieval*, 3(4):333–389, 2009.
- Melissa Roemmele, Cosmin Adrian Bejan, and Andrew S Gordon. Choice of plausible alternatives: An evaluation of commonsense causal reasoning. In *2011 AAAI Spring Symposium Series*, 2011.
- Devendra Sachan, Mostofa Patwary, Mohammad Shoeybi, Neel Kant, Wei Ping, William L. Hamilton, and Bryan Catanzaro. End-to-end training of neural retrievers for open-domain question answering. In Chengqing Zong, Fei Xia, Wenjie Li, and Roberto Navigli (eds.), *Proceedings of the 59th Annual Meeting of the Association for Computational Linguistics and the 11th International Joint Conference on Natural Language Processing (Volume 1: Long Papers)*, pp. 6648–6662, Online, August 2021. Association for Computational Linguistics. doi: 10.18653/v1/2021.acl-long.519. URL <https://aclanthology.org/2021.acl-long.519/>.
- Weijia Shi, Sewon Min, Michihiro Yasunaga, Minjoon Seo, Richard James, Mike Lewis, Luke Zettlemoyer, and Wen-tau Yih. REPLUG: Retrieval-augmented black-box language models. In Kevin Duh, Helena Gomez, and Steven Bethard (eds.), *Proceedings of the 2024 Conference of the North American Chapter of the Association for Computational Linguistics: Human Language Technologies (Volume 1: Long Papers)*, pp. 8371–8384, Mexico City, Mexico, June 2024. Association for Computational Linguistics. doi: 10.18653/v1/2024.naacl-long.463. URL <https://aclanthology.org/2024.naacl-long.463/>.
- Harald Steck. Autoencoders that don’t overfit towards the identity. *Advances in Neural Information Processing Systems*, 33:19598–19608, 2020.
- Nandan Thakur, Nils Reimers, Andreas Rücklé, Abhishek Srivastava, and Iryna Gurevych. BEIR: A heterogeneous benchmark for zero-shot evaluation of information retrieval models. In *Thirty-fifth Conference on Neural Information Processing Systems Datasets and Benchmarks Track (Round 2)*, 2021. URL <https://openreview.net/forum?id=wCu6T5xFjeJ>.
- Voyage AI. Voyage-2: A new state-of-the-art in text embedding. <https://blog.voyageai.com/2024/01/24/voyage-2-a-new-state-of-the-art-in-text-embedding/>, January 2024. URL <https://blog.voyageai.com/2024/01/24/voyage-2-a-new-state-of-the-art-in-text-embedding/>.
- Liang Wang, Nan Yang, Xiaolong Huang, Binxing Jiao, Linjun Yang, Daxin Jiang, Rangan Majumder, and Furu Wei. Text embeddings by weakly-supervised contrastive pre-training. *arXiv preprint arXiv:2212.03533*, 2022.
- Liang Wang, Nan Yang, and Furu Wei. Query2doc: Query expansion with large language models. In Houda Bouamor, Juan Pino, and Kalika Bali (eds.), *Proceedings of the 2023 Conference on Empirical Methods in Natural Language Processing*, pp. 9414–9423, Singapore, December 2023. Association for Computational Linguistics. doi: 10.18653/v1/2023.emnlp-main.585. URL <https://aclanthology.org/2023.emnlp-main.585/>.

- Liang Wang, Nan Yang, Xiaolong Huang, Linjun Yang, Rangan Majumder, and Furu Wei. Improving text embeddings with large language models. In *Proceedings of the 62nd Annual Meeting of the Association for Computational Linguistics (Volume 1: Long Papers)*, pp. 11897–11916, 2024.
- Zora Zhiruo Wang, Akari Asai, Xinyan Velocity Yu, Frank F. Xu, Yiqing Xie, Graham Neubig, and Daniel Fried. CodeRAG-bench: Can retrieval augment code generation? In Luis Chiruzzo, Alan Ritter, and Lu Wang (eds.), *Findings of the Association for Computational Linguistics: NAACL 2025*, pp. 3199–3214, Albuquerque, New Mexico, April 2025. Association for Computational Linguistics. ISBN 979-8-89176-195-7. URL <https://aclanthology.org/2025.findings-naacl.176/>.
- Maurice Weber, Daniel Y. Fu, Quentin Anthony, Yonatan Oren, Shane Adams, Anton Alexandrov, Xiaozhong Lyu, Huu Nguyen, Xiaozhe Yao, Virginia Adams, Ben Athiwaratkun, Rahul Chalamala, Kezhen Chen, Max Ryabinin, Tri Dao, Percy Liang, Christopher Ré, Irina Rish, and Ce Zhang. Redpajama: an open dataset for training large language models. *NeurIPS Datasets and Benchmarks Track*, 2024.
- Haoyang Wen, Jiang Guo, Yi Zhang, Jiarong Jiang, and Zhiguo Wang. On synthetic data strategies for domain-specific generative retrieval. *arXiv preprint arXiv:2502.17957*, 2025.
- Shitao Xiao, Zheng Liu, Yingxia Shao, and Zhao Cao. RetroMAE: Pre-training retrieval-oriented language models via masked auto-encoder. In Yoav Goldberg, Zornitsa Kozareva, and Yue Zhang (eds.), *Proceedings of the 2022 Conference on Empirical Methods in Natural Language Processing*, pp. 538–548, Abu Dhabi, United Arab Emirates, December 2022. Association for Computational Linguistics. doi: 10.18653/v1/2022.emnlp-main.35. URL <https://aclanthology.org/2022.emnlp-main.35/>.
- Lee Xiong, Chenyan Xiong, Ye Li, Kwok-Fung Tang, Jialin Liu, Paul Bennett, Junaid Ahmed, and Arnold Overwijk. Approximate nearest neighbor negative contrastive learning for dense text retrieval, 2020. URL <https://arxiv.org/abs/2007.00808>.
- Canwen Xu, Daya Guo, Nan Duan, and Julian McAuley. LaPraDoR: Unsupervised pretrained dense retriever for zero-shot text retrieval. In Smaranda Muresan, Preslav Nakov, and Aline Villavicencio (eds.), *Findings of the Association for Computational Linguistics: ACL 2022*, pp. 3557–3569, Dublin, Ireland, May 2022. Association for Computational Linguistics. doi: 10.18653/v1/2022.findings-acl.281. URL <https://aclanthology.org/2022.findings-acl.281/>.
- An Yang, Baosong Yang, Beichen Zhang, Binyuan Hui, Bo Zheng, Bowen Yu, Chengyuan Li, Dayiheng Liu, Fei Huang, Haoran Wei, et al. Qwen2. 5 technical report. *arXiv preprint arXiv:2412.15115*, 2024.
- Jingyang Yuan, Huazuo Gao, Damai Dai, Junyu Luo, Liang Zhao, Zhengyan Zhang, Zhenda Xie, YX Wei, Lean Wang, Zhiping Xiao, et al. Native sparse attention: Hardware-aligned and natively trainable sparse attention. *arXiv preprint arXiv:2502.11089*, 2025.
- Shuyan Zhou, Uri Alon, Frank F Xu, Zhengbao Jiang, and Graham Neubig. Docprompting: Generating code by retrieving the docs. In *The Eleventh International Conference on Learning Representations*, 2023.

A ILLUSTRATION

To illustrate the training dynamics, we visualize both the in-batch attention computed by the retriever and the LM loss, for example, in Fig. 6. We use LLaMA-3.2-1B for both the retriever and the LM, and compare at the initial checkpoint, 100 steps, and 200 steps. When the retrievers can model the semantics, the NTP loss decreases as shown in Fig. 6. In this example, (Blue, Yellow) and (Red, Purple) are semantically relevant pairs, where the former is related to biographical information of Aaron, while the latter is related to Aaron’s priesthood and religious duties

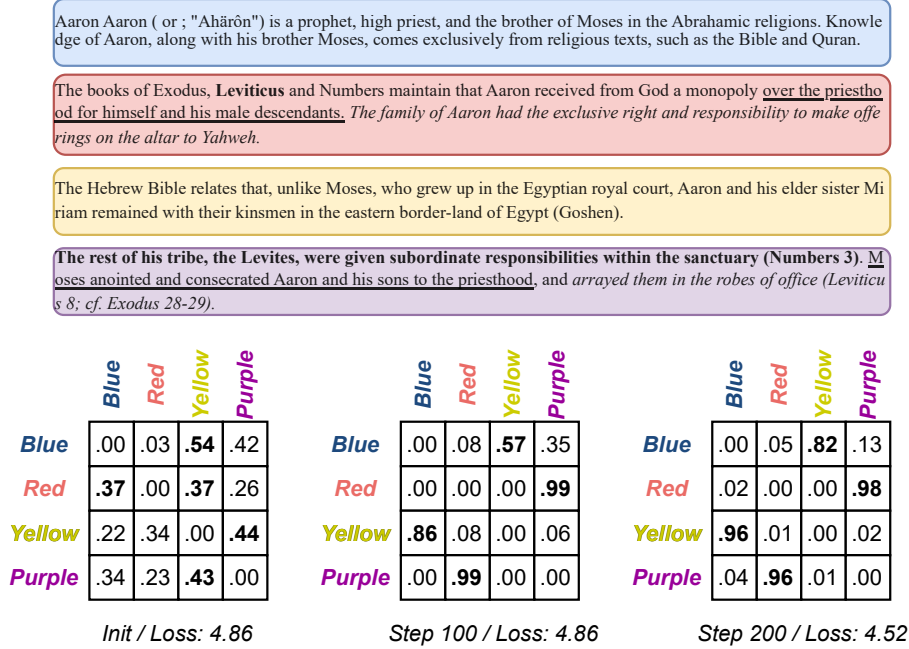


Figure 6: Example of training dynamics of Revela. The related patterns in red and purple sequences are highlighted in **bold**, underline, and *italic*.

B EXPERIMENTS

B.1 EVALUATION BENCHMARKS

CoIR contains four classes of code-related retrieval tasks, including Text-to-Code Retrieval^a, Code-to-Code Retrieval^b, Code-to-Text Retrieval^c, and Hybrid Code Retrieval^d. Table 3 presents the specific subtasks included in CoIR with the corresponding descriptions.

Table 3: **CoIR Benchmark Tasks.** The superscripts present the type of the tasks. The abbreviation of the tasks is noted in the parentheses, presented in Table 1.

Sub-Tasks (Abbr.)	Descriptions
AppsRetrieval (Apps) ^a	Retrieve code snippets based on natural language queries.
CosQA (CosQA) ^a	Find code snippets that answer web search queries.
SyntheticText2SQL (ST2SQL) ^a	Retrieve SQL queries based on natural language questions.
COIRCodeSearchNetRetrieval (SN) ^b	Retrieve explanations or summaries for code snippets.
CodeSearchNetCCRetrieval (SNCC) ^c	Identify code snippets that are similar to a given one.
CodeTransOceanContest (TransC) ^c	Retrieve code solutions based on contest problems.
CodeTransOceanDL (TransDL) ^c	Retrieve relevant deep learning code contexts or modules.
StackOverflowQA (SOQA) ^d	Handle hybrid code-related QA tasks with both text and code.
CodeFeedbackST (F-ST) ^d	Retrieve answers to single-turn code-related questions.
CodeFeedbackMT (F-MT) ^d	Handle multi-turn question-answer scenarios in code.

BRIGHT is a benchmark for reasoning-intensive retrieval across diverse domains, including Stack-Exchange forums, coding tasks, and theorem-based math. It emphasizes cases with little lexical overlap between queries and relevant documents, exposing the limitations of existing models. Table 4 presents the specific subtasks included in BRIGHT with the corresponding descriptions.

Table 4: **BRIGHT Benchmark Tasks.** Abbreviations and descriptions.

Abbrev.	Description
Bio.	StackExchange Biology questions with external web evidence
Earth.	StackExchange Earth Science questions with linked resources
Econ.	StackExchange Economics questions requiring theoretical support
Psy.	StackExchange Psychology questions with cited references
Rob.	StackExchange Robotics questions involving technical docs
Stack.	StackOverflow programming questions with linked web pages
Sus.	StackExchange Sustainable Living questions with supporting docs
Leet.	LeetCode problems; retrieve similar problems/solutions
Pony.	Pony language coding tasks with syntax documentation
AoPS	Math Olympiad problems; retrieve others using same skill
TheoQ.	TheoremQA: retrieve problems applying the same theorem
TheoT.	TheoremQA: retrieve theorems from ProofWiki relevant to query

B.2 EXAMPLES OF THE TRAINING CORPUS

Fig. 7 presents an example batch containing 16 chunks from two topics. The sentences are chunked by NLTK,⁵ while the maximum length of a chunk is limited to 120 words. When training, the chunks will be randomly shuffled within the batch.

B.3 REPLUG

Self-supervised batch loss. In our setup, as there are no external queries, each document plays the role of both query and context. For a batch $\mathcal{D} = \{D_1, \dots, D_B\}$, we embed every document with the retriever E_Θ :

$$s_{ij} = \frac{E_\Theta(D_i)^\top E_\Theta(D_j)}{\tau_r}, \quad P_\Theta(j | i, \mathcal{D}) = \frac{\exp(s_{ij})}{\sum_{k=1}^B \exp(s_{ik})}.$$

A frozen LM g_Φ measures how well D_j explains D_i :

$$\ell_{ij} = -\log g_\Phi(D_i | D_j), \quad P_\Phi(j | i, \mathcal{D}) = \frac{\exp(-\ell_{ij}/\eta_m)}{\sum_{k=1}^B \exp(-\ell_{ik}/\eta_m)}.$$

We train the retriever by aligning these two distributions for every anchor document:

⁵<https://www.nltk.org/>

Alcohol – chemistry, properties, and reactions

1. *C–C-bond formation and reductions: Barbier, Nozaki–Hiyama, $\text{NaBH}_4/\text{LiAlH}_4$, Meerwein–Ponndorf–Verley, and Noyori asymmetric hydrogenation.*
2. *Alcohols have $\text{p}K_a$ 16–19; deprotonation by strong bases yields alkoxides, yet neutral OH is a poor leaving group.*
3. *Protonation ($\text{R–OH} \rightarrow \text{R–OH}_2^+$) activates $\text{SN1}/\text{SN2}$ substitution; e.g. tertiary alcohol + HCl tert-alkyl chloride, or thionyl chloride for primary/secondary cases.*
4. *Hydrobromic acid or PBr_3 give alkyl bromides; Barton–McCombie deoxygenates alcohols ...*
5. *E1 elimination: acid-catalysed dehydration follows Zaitsev, fastest for tertiary alcohols; Fischer esterification and tosylation convert OH into esters.*
6. *Oxidations: primary aldehyde/carboxylic acid, secondary ketone, tertiary inert; pathway proceeds via hydrate (R–CH(OH)_2).*
7. *Typical oxidants: Collins reagent, Dess–Martin periodinane, KMnO_4 , Jones reagent; alcohol = any molecule with a C–OH group.*

Achill Island – geography, history, and culture

8. *Largest Irish island (area 148 km^2 , pop. 2700); linked to the mainland by Michael Davitt Bridge*
9. *First settlers circa 3000 BC; 87 % peat bog; late-Neolithic population estimate 500–1 000.*
10. *Deforestation for cultivation; Iron-Age promontory forts at Slievemore, Atlantic Drive, Achillbeg testify to a martial past.*
11. *Umhall territory ruled by the seafaring O’Malleys; Butler/de Burgo control after Anglo-Norman invasion; 17th–18th-century inward migration.*
12. *Two Irish dialects co-existed; Carrickildavnet Castle (15th c.) and the exploits of Grace O’Malley embody maritime heritage.*
13. *Grace O’Malley met Elizabeth I in 1593; Rev. Edward Nangle founded the proselytising Achill Mission (“the Colony”) in 1831.*
14. *Mission thrived then waned; Westport–Newport railway ..., echoing Brian Rua O’Cearbhain’s prophecy of “carts on iron wheels”.*
15. *First train carried victims of the Clew Bay drowning (1894); ..neared with the Kirkintilloch bothy fire (1937).*
16. *Rail line closed weeks after 1937 ... St Dymphna’s holy well stand on the south-east coast.*

Figure 7: Example of one batch containing chunks split from Wikipedia: This batch contains chunks from two topics: Alcohol (blue) and Achill Island topic (green).

$$\mathcal{L}(\Theta) = \frac{1}{B} \sum_{i=1}^B \text{KL}(P_{\Phi}(\cdot | i, \mathcal{D}) \| P_{\Theta}(\cdot | i, \mathcal{D})).$$

LM parameters Φ remain fixed; only Θ is optimized.

In our experiments, both of temperatures, η_m and τ_r , are set as 0.001. REPLUG is training on the same datasets with Revela, with the learning rate $5e^{-4}$ and the training steps 4500. All other experimental setups are identical to Revela.

B.4 CHECKPOINTS

We include the off-the-shelf unsupervised and supervised retrievers and the corresponding hugging-face URLs in Table 5.

Table 5: Baseline retrievers, LMs (Revela’s backbone), CodeRAG-Bench datasets, and evaluation benchmarks with their HuggingFace URLs and licenses.

Name	URL	License
UniXcoder (UniX)	microsoft/unixcoder-base	Apache-2.0
Contriever	facebook/contriever	Not specified
RetroMAE	Shitao/RetroMAE	Not specified
GraphCodeBERT	microsoft/graphcodebert-base	Not specified
LaPraDoR	canwenxu/laprador	Apache-2.0
E5-large-unsupervised (E5-PT _{large})	intfloat/e5-large-unsupervised	MIT
BGE-m3	BAAI/bge-m3	MIT
E5-Mistral-7B-Instruct	intfloat/e5-mistral-7b-instruct	MIT
SmolLM2-135M	HuggingFaceTB/SmolLM2-135M	Apache-2.0
Qwen 2.5-0.5B	Qwen/Qwen2.5-0.5B	Apache-2.0
LLaMA-3.2-1B	meta-llama/Llama-3.2-1B	Llama 3.2 Community License Agreement
LLaMA-3.2-3B	meta-llama/Llama-3.2-3B	Llama 3.2 Community License Agreement
LLaMA-3.1-8B	meta-llama/Llama-3.1-8B	Llama 3.1 Community License Agreement
Library Documentation	code-rag-bench/library-documentation	CC BY-SA 4.0
Online Tutorials	code-rag-bench/online-tutorials	CC BY-SA 4.0
StackOverflow Posts	code-rag-bench/stackoverflow-posts	CC BY-SA 4.0
BEIR	BeIR/beir	CC BY-SA 4.0
CoIR	CoIR-Retrieval	Not specified

B.5 EXPERIMENTAL SETUPS

Model Architecture When trained on Wikipedia, Revela prevents any single token from dominating the attention by scaling the output \mathbf{b}_{ij}^l with the norm of V_j^e , thereby encouraging the cross-document attention to focus on sequence-level semantics (Izacard et al., 2023). This operation, referred to as *V-normalization*, is computed as

$$\tilde{\mathbf{b}}_{ij}^l = \frac{\mathbf{b}_{ij}^l}{N_{ij} + \epsilon}, \quad \text{where } N_{ij} = \text{softmax}\left(\frac{Q_i^h K_j^{e\top}}{\sqrt{d_H}}\right) \|V_j^e\|_2. \quad (8)$$

$$\mathbf{b}_i^l = \sum_{j=1, j \neq i}^B \text{Sim}(D_i, D_j) \tilde{\mathbf{b}}_{ij}^l. \quad (9)$$

where ϵ is a small constant for numerical stability, set as $1e-6$ in our experiment. When trained on code-related corpus and evaluated on CoIR, Revela performs better without V-normalization. We will leave the exploration of more variants of the architecture design in the future.

Similarity Calculation within Chunks When calculating the similarity between chunks derived from Wikipedia, we follow REPLUG, using only the first half of the chunk to compute similarity with other chunks. This design is motivated by the inferential semantics inherent in natural language retrieval tasks. In contrast, for code retrieval tasks, we retain the full chunk when computing similarity, as these tasks rely more heavily on precise semantic matching compared to natural language.

B.6 SUPPLEMENTARY RESULTS

Tab. 6 and Tab. 7 present the per-task results in BEIR and BRIGHT, including Revela and other baselines.

C ANALYSIS

C.1 EXPERIMENTAL SETUPS OF CONTRIEVER TRAINING

Our Contriever implementation fine-tunes a LoRA-adapted LLaMA-3.2-1B retriever on a 500k Wikipedia and 359k code dataset, using contrastive learning with a temperature of 0.01, EOS pool-

Table 6: Performance of unsupervised/self-supervised retriever models on BEIR datasets (NDCG@10, %). **Bold** marks the best score per dataset among unsupervised methods.

Dataset	BM25	Contriever	LaPraDor	Revela	E5	REPLUG	Revela	REPLUG	Revela	REPLUG	Revela	Revela-code
Model Size	–	0.1B	0.1B	0.1B	0.3B	0.5B	0.5B	1B	1B	3B	3B	3B
ArguAna	48.7	44.3	44.6	39.0	44.4	36.4	41.1	39.4	44.6	38.0	45.3	44.3
ClimateFEVER	13.6	7.2	12.2	15.3	15.7	16.2	13.8	15.0	15.8	13.0	16.6	18.6
DBPedia	29.9	27.0	25.0	18.3	37.1	18.0	21.3	19.5	27.6	23.4	27.1	30.9
FEVER	48.1	27.2	33.6	33.7	68.6	50.4	51.1	51.6	61.7	54.3	62.9	66.3
FiQA2018	25.1	12.4	19.8	19.2	43.2	19.9	27.2	22.7	30.4	24.8	34.3	33.2
HotpotQA	56.9	41.0	30.4	38.5	52.2	35.6	50.6	42.4	56.0	33.9	58.8	57.8
NFCorpus	32.1	27.1	30.4	23.6	33.7	26.9	26.8	26.7	27.2	26.9	33.0	32.9
NQ	28.5	18.1	18.0	21.2	41.7	26.7	29.8	27.8	33.9	38.1	40.8	41.0
QuoraRetrieval	80.4	83.4	78.7	81.0	81.0	78.4	83.2	82.4	83.5	83.3	83.8	85.6
SCIDOCS	15.8	10.9	13.4	12.1	21.8	13.6	14.8	14.5	16.3	15.3	17.6	18.8
SciFact	68.7	59.1	49.9	57.9	72.3	65.0	66.0	67.6	71.9	73.7	73.3	72.0
TRECCOVID	62.2	18.2	22.9	60.6	61.8	44.9	58.4	39.4	60.1	46.2	66.7	60.7
Touche2020	33.1	7.2	8.9	12.4	19.8	11.8	19.9	14.7	25.7	1.5	26.9	30.5
Mean	41.8	29.5	29.8	33.3	45.6	34.2	38.8	35.7	42.7	36.3	45.2	45.6

Table 7: Performance on BRIGHT (nDCG@10, %). **Bold** marks the best performance.

Dataset	BM25	E5-PT	Revela	Revela	REPLUG	Revela	E5-Mistral	Revela	Cohere	OpenAI	Voyage
Model Size	–	0.3B	0.5B	1B	3B	3B	7B	8B	–	–	–
Biology	18.9	18.9	17.0	17.1	7.1	25.3	18.6	24.4	18.7	23.3	23.1
Earth Science	27.2	29.2	28.8	29.1	13.1	40.0	26.0	40.9	28.4	26.7	25.4
Economics	14.9	10.3	13.9	13.2	12.9	17.1	15.5	21.7	20.4	19.5	19.9
Psychology	12.5	17.6	13.2	14.9	15.1	21.4	15.8	24.9	21.6	27.6	24.9
Robotics	13.6	7.0	9.1	11.0	7.6	15.5	16.3	14.6	16.3	12.8	10.8
StackOverflow	18.4	7.4	9.0	13.2	6.0	14.0	11.2	15.0	18.3	14.3	16.8
Sustainable	15.0	14.1	13.9	15.4	11.6	19.1	18.1	19.7	17.6	20.5	15.4
Pony	7.9	1.8	3.9	3.0	1.1	6.5	4.9	2.0	1.9	2.4	1.5
LeetCode	24.4	13.9	16.9	16.0	15.3	16.0	28.7	18.4	26.8	23.6	30.6
AoPS	6.2	1.4	4.6	2.7	5.6	3.8	7.1	3.5	6.3	8.5	7.5
ThmQA-Thm	4.9	4.9	5.6	7.3	8.5	9.7	26.8	11.8	7.2	11.7	11.6
ThmQA-Q	10.4	10.1	14.0	14.6	14.5	14.6	26.1	16.1	15.7	23.5	27.4
Mean	14.5	11.4	12.5	13.1	9.9	16.9	17.9	17.8	16.6	17.9	17.9

ing, and query/passage prefixes as "Query: " and "Passage: ", respectively. The LoRA rank is 256, consistent with Revela. The training is optimized with DeepSpeed ZeRO-3, bfloat16 precision, gradient checkpointing, and an effective batch size of 256. The number of negatives for each query is 15, which is consistent with the popular contrastive learning setup such as MsMarco.⁶

The per-task results in Tab. 2 on CoIR and BEIR are displayed in Tab. 8 and Tab. 9. For in-domain evaluation, Revela outperforms the contrastive-learning counterpart on both BEIR and CoIR. Though the performance on BEIR is quite close, Revela demonstrate better generalization: it outperforms Contriever on tasks like FiQA, SciFact, and TRECCOVID, while Contriever exhibits better performance on ClimateFEVER or FEVER, which use Wikipedia as the corpus. For out-of-domain tasks, Revela significantly surpasses Contriever, highlighting the advantage over traditional contrastive learning paradigm.

C.2 ANALYSIS ON BATCH SIZES

Tab. 10 and Tab. 11 present the performance of Revela with different batch sizes on CoIR and BEIR, respectively. Generally, with a larger batch size, Revela’s performance will be increased.

⁶<https://huggingface.co/datasets/Tevatron/msmarco-passage-aug>

Table 8: Performance on CoIR (NDCG@10, %). **Bold** marks the best score among the models.

Dataset	Revela-wiki _{1B}	Contriever-wiki _{1B}	Revela-code _{1B}	Contriever-code _{1B}
Apps	9.1	11.3	19.4	24.4
CosQA	22.6	24.3	30.2	32.4
ST2SQL	55.8	46.3	55.0	44.8
SN	54.2	49.8	64.0	41.5
SNCC	69.2	57.4	70.0	52.3
TransC	74.4	76.3	81.1	79.6
TransDL	34.7	33.8	34.2	30.8
SOQA	70.9	81.2	85.7	91.0
F-ST	70.6	65.5	76.2	66.0
F-MT	70.7	56.6	70.4	58.5
Mean	53.2	50.3	58.6	52.1

Table 9: Performance of unsupervised/self-supervised retriever models on BEIR datasets (NDCG@10, %). **Bold** marks the best score per dataset.

Dataset	Revela-wiki _{1B}	Contriever-wiki _{1B}	Revela-code _{1B}	Contriever-code _{1B}
ArguAna	44.6	48.9	46.9	42.0
ClimateFEVER	15.8	29.0	14.9	13.7
DBPedia	27.6	31.6	21.8	14.6
FEVER	61.7	68.6	51.4	41.2
FiQA2018	30.4	27.7	33.3	31.7
HotpotQA	56.0	47.1	46.4	17.6
NFCorpus	27.2	34.0	27.3	30.5
NQ	33.9	28.9	29.5	15.0
QuoraRetrieval	83.5	77.5	84.3	76.9
SCIDOCS	16.3	21.3	16.3	19.9
SciFact	71.9	63.9	66.4	61.5
TRECCOVID	60.1	55.5	54.2	39.5
Touche2020	25.7	17.4	21.8	15.2
Mean	42.7	42.4	39.6	32.3

Table 10: Retrieval performance (% NDCG@10) across the 10 CoIR tasks. We report three encoder sizes (135M, 500M, 1B) and three batch sizes (bs4, bs8, bs16).

Dataset	Revela _{0.1B}			Revela _{0.5B}			Revela _{1B}		
	bs4	bs8	bs16	bs4	bs8	bs16	bs4	bs8	bs16
AppsRetrieval	4.8	6.4	8.2	11.8	16.5	20.5	17.1	16.2	19.4
CosQA	25.0	25.4	26.2	27.5	28.4	27.5	28.0	28.1	30.2
SyntheticText2SQL	42.8	44.0	45.7	50.9	52.5	53.7	53.4	51.4	55.0
COIRCodeSearchNetRetrieval	39.5	46.5	49.9	57.0	52.9	57.9	59.3	57.9	64.0
CodeSearchNetCCRetrieval	56.0	60.4	63.4	62.5	63.7	68.0	69.0	69.2	70.0
CodeTransOceanContest	63.4	68.1	70.9	71.6	74.0	77.6	75.6	77.7	81.1
CodeTransOceanDL	34.6	34.9	34.6	33.8	34.0	35.4	34.4	34.3	34.2
StackOverflowQA	57.1	62.8	69.2	73.8	76.6	82.5	77.6	82.5	85.7
CodeFeedbackST	59.0	61.2	63.8	74.2	74.9	74.5	74.8	75.5	76.2
CodeFeedbackMT	50.2	49.5	51.7	61.4	71.4	63.6	69.8	70.7	70.4
Mean	43.2	45.9	48.4	52.4	54.5	56.1	55.9	56.4	58.6

Table 11: Retrieval performance (NDCG@10, %) across 13 BEIR tasks for three encoder sizes and three batch sizes (bs4, bs8, bs16).

Dataset	Revela _{0.1B}			Revela _{0.5B}			Revela _{1B}		
	bs4	bs8	bs16	bs4	bs8	bs16	bs4	bs8	bs16
ArguAna	36.7	38.5	39.0	35.4	41.0	41.1	43.0	47.9	44.6
ClimateFEVER	14.0	15.5	15.3	13.6	15.2	13.8	16.4	14.0	15.8
DBPedia	15.5	15.7	18.3	23.1	20.8	21.3	25.5	20.7	27.6
FEVER	27.0	29.5	33.7	47.3	46.1	51.1	57.7	51.2	61.7
FiQA2018	17.4	18.2	19.2	24.8	27.8	27.2	29.4	28.8	30.4
HotpotQA	32.7	33.3	38.5	45.7	46.0	50.6	51.0	54.6	56.0
NFCorpus	21.1	22.0	23.6	25.0	27.1	26.8	26.6	28.1	27.2
NQ	16.8	17.3	21.2	23.4	27.9	29.8	34.7	32.9	33.9
QuoraRetrieval	68.1	75.8	81.0	83.5	83.6	83.2	83.1	83.0	83.5
SCIDOCS	9.5	10.3	12.1	12.6	14.7	14.8	16.0	15.8	16.3
SciFact	52.4	56.3	57.9	61.1	62.4	66.0	65.5	67.9	71.9
TREC-COVID	58.8	58.1	60.6	62.3	64.1	58.4	67.1	68.8	60.1
Touche2020	14.6	12.7	12.4	21.1	22.4	19.9	26.7	24.7	25.7
Mean	29.6	31.0	33.3	36.8	38.4	38.8	41.7	41.4	42.7

C.3 ANALYSIS ON THE SIZE OF LMS

Tab. 12 and Tab. 13 present an ablation study analyzing the impact of differently sized LMs.

Table 12: NDCG@10 (%) on BEIR for three model sizes (Revela_{0.1B}, Revela_{0.5B}, Revela_{1B}), with LM sizes in ascending order. Each triplet of columns highlights the highest value in **bold**.

Dataset	Revela _{0.1B}			Revela _{0.5B}			Revela _{1B}		
	0.1B	0.5B	1B	0.1B	0.5B	1B	0.1B	0.5B	1B
ArguAna	36.9	39.9	39.0	38.5	41.8	41.1	41.1	43.0	44.6
C-FEVER	14.1	16.3	15.3	18.3	20.0	13.8	15.0	15.5	15.8
DBPedia	17.6	17.0	18.3	24.2	22.7	21.3	25.0	26.4	27.6
FEVER	25.5	31.3	33.7	53.0	55.7	51.1	58.7	56.7	61.7
FiQA2018	16.9	19.3	19.2	26.6	24.9	27.2	29.3	28.4	30.4
HotpotQA	41.7	41.0	38.5	54.6	53.9	50.6	58.4	58.7	56.0
NFCorpus	19.7	22.2	23.6	27.4	27.4	26.8	26.4	28.7	27.2
NQ	22.3	21.0	21.2	34.5	32.2	29.8	36.8	34.9	33.9
QuoraRetrieval	79.1	79.7	81.0	83.4	83.5	83.2	82.4	83.3	83.5
SCIDOCS	10.8	11.3	12.1	15.4	15.1	14.8	15.9	16.0	16.3
SciFact	52.4	56.7	57.9	65.9	65.8	66.0	71.6	72.1	71.9
TRECCOVID	58.6	60.6	60.6	68.1	68.7	58.4	66.4	65.7	60.1
Touche2020	11.2	13.1	12.4	31.1	24.2	19.9	28.7	26.9	25.7
Mean	31.3	33.0	33.3	41.6	41.2	38.8	42.7	42.8	42.7

Table 13: Comparison of retrieval performance (%) across CoIR benchmark tasks for three LM model sizes. **Bold** in each row indicates the best performance in each task for one specific size of retriever.

Task	Revela _{0.1B}			Revela _{0.5B}			Revela _{1B}		
	0.1B	0.5B	1B	0.1B	0.5B	1B	0.1B	0.5B	1B
AppsRetrieval	5.9	5.2	8.2	18.2	15.0	20.5	17.9	15.7	19.4
CosQA	24.8	24.6	26.2	26.7	28.3	27.5	28.7	30.2	30.2
SyntheticText2SQL	43.9	46.2	45.7	50.8	52.0	53.7	52.1	53.0	55.0
COIRCodeSearchNetRetrieval	40.0	40.0	49.9	51.2	48.0	57.9	57.2	55.2	64.0
CodeSearchNetCCRetrieval	54.7	56.2	63.4	61.5	61.3	68.0	62.6	64.1	70.0
CodeTransOceanContest	67.0	67.6	70.9	74.0	74.0	77.6	76.8	76.8	81.1
CodeTransOceanDL	34.2	34.4	34.6	34.0	34.8	35.4	33.8	35.0	34.2
StackOverflowQA	67.1	65.4	69.2	79.5	77.0	82.5	82.2	80.9	85.7
CodeFeedbackST	64.8	64.9	63.8	73.3	73.9	74.5	75.2	75.0	76.2
CodeFeedbackMT	55.7	54.4	51.7	66.0	62.4	63.6	68.5	69.7	70.4
Mean	45.8	45.9	48.4	53.5	52.7	56.1	55.5	55.6	58.6

C.4 MIXED-DOMAIN COMPOSITION

Tab. 14 and Tab. 15 report the performance of *Revela* trained on the mixture of the batches constructed from Wikipedia and code-related corpus, applied in § 4. We randomly sample 160,000 batches from both datasets to form the training data, and maintain all other experimental setups. Compared with Tab. 1 and Tab. 6, where *Revela* is trained separately in each domain, it can largely maintain the original performance when trained on the mixed-domain data. These results indicate *Revela*’s potential to generalize to diverse domains.

Table 14: Comparison of *Revela*’s performance (NDCG@10, %) across CoIR benchmark tasks for three LM sizes trained on the mixture of Wikipedia and code-related corpus. **Bold** indicates the best performance in each row.

Dataset	<i>Revela</i> _{0.1B}	<i>Revela</i> _{0.5B}	<i>Revela</i> _{1B}
AppsRetrieval	5.9	17.2	17.5
CosQA	25.8	28.0	24.5
SyntheticText2SQL	46.0	51.5	55.1
COIRCodeSearchNetRetrieval	41.1	51.5	58.3
CodeSearchNetCCRetrieval	59.3	62.7	66.6
CodeTransOceanContest	66.3	76.4	78.6
CodeTransOceanDL	34.4	35.0	34.3
StackOverflowQA	66.0	79.4	82.2
CodeFeedbackST	64.5	74.6	75.6
CodeFeedbackMT	52.8	67.7	71.2
Mean	46.2	54.4	56.4

Table 15: Comparison of *Revela*’s performance (NDCG@10, %) across BEIR benchmark tasks for three LM sizes trained on the mixture of Wikipedia and code-related corpus. The highest value in each row is highlighted in **bold**.

Dataset	<i>Revela</i> _{0.1B}	<i>Revela</i> _{0.5B}	<i>Revela</i> _{1B}
ArguAna	41.4	43.9	44.2
ClimateFEVER	16.2	16.1	15.3
DBPedia	18.8	21.7	25.4
FEVER	35.9	44.9	56.8
FiQA2018	21.2	28.3	34.6
HotpotQA	37.0	50.3	59.1
NFCorpus	24.5	28.7	28.7
NQ	19.7	27.4	34.5
QuoraRetrieval	82.2	85.7	85.2
SCIDOCS	11.7	15.8	16.1
SciFact	59.5	63.8	69.2
TRECCOVID	61.8	62.9	67.0
Touche2020	15.7	20.0	23.1
Mean	34.3	39.2	43.0

C.5 OUT-OF-DOMAIN GENERALIZATION

To further validate *Revela*’s generalization, we trained it on Fineweb-edu (Penedo et al., 2024), a widely-used language modeling corpus.⁷ Following the experimental setup from § 4.1, we trained for 320,000 batches and evaluated the models on the CoIR and BEIR benchmarks. The results in Tab. 16 and Tab. 17 show that *Revela* achieves competitive performance despite being trained on out-of-domain data. Notably, the *Revela*_{0.5B} model scores 48.6% on CoIR, outperforming E5-PT (46.4%), which was trained on 270 million query-document pairs.

⁷<https://huggingface.co/datasets/HuggingFaceFW/fineweb-edu>

Table 16: Comparison of Revela’s performance (NDCG@10, %) across CoIR benchmark tasks for three LM sizes trained on an out-of-domain corpus, i.e., Fineweb-edu. **Bold** indicates the best performance in each row.

Dataset	Revela _{0.1B}	Revela _{0.5B}	Revela _{1B}
AppsRetrieval	1.9	8.6	11.3
CosQA	25.8	26.0	26.6
SyntheticText2SQL	42.0	54.3	53.7
COIRCodeSearchNetRetrieval	27.8	38.9	46.2
CodeSearchNetCCRetrieval	47.0	60.5	61.7
CodeTransOceanContest	60.2	68.6	75.2
CodeTransOceanDL	33.4	33.5	33.8
StackOverflowQA	50.6	63.1	69.0
CodeFeedbackST	52.7	70.4	70.9
CodeFeedbackMT	38.7	61.8	66.9
Mean	38.0	48.6	51.5

Table 17: Comparison of Revela’s performance (NDCG@10, %) across 13 BEIR tasks for three LM sizes trained on an out-of-domain corpus, i.e., Fineweb-edu. **Bold** indicates the best performance in each row.

Dataset	Revela _{0.1B}	Revela _{0.5B}	Revela _{1B}
ArguAna	36.4	36.9	38.7
ClimateFEVER	13.9	12.7	12.3
DBPedia	17.2	20.2	24.5
FEVER	30.5	45.0	53.9
FiQA2018	20.1	24.9	30.3
HotpotQA	29.7	47.5	54.2
NFCorpus	26.8	30.1	29.7
NQ	17.4	24.8	31.0
QuoraRetrieval	81.8	83.6	82.4
SCIDOCS	12.6	15.6	16.8
SciFact	59.3	65.1	68.6
TRECCOVID	65.5	66.3	63.3
Touche2020	15.8	20.9	23.0
Mean	32.9	38.0	40.7

C.6 LM PERFORMANCE AFTER REVELA

We evaluate the original LLaMA-3.2-1B and the model co-trained with the retriever (LLaMA-3.2-1B backbone on Wikipedia in § 4.1) on seven tasks, including ARC (Clark et al., 2018), COPA (Roemmele et al., 2011), OpenBookQA (Mihaylov et al., 2018), PIQA (Mihaylov et al., 2018), RTE (Bisk et al., 2020), WiC (Dagan et al., 2005), and Winogrande (Pilehvar & Camacho-Collados, 2019). As shown in Tab. 18, LM’s performance has been greatly preserved.

Table 18: Performance (Accuracy, %) of the LM before and after Revela on various benchmarks.

Model	ARC	COPA	OpenBookQA	PIQA	RTE	WiC	WinoGrande	Avg.
LLaMA-3.2-1B	28.0	77.0	25.0	73.0	59.5	47.5	57.5	52.5
LM-Revela	29.0	74.0	25.5	71.0	58.5	52.0	55.5	52.2

C.7 COMPARISON BETWEEN REVELA AND REPLUG

While both Revela and REPLUG involve retrievers and LMs, their core motivations differ. REPLUG distills relevance signals from the perplexity of frozen, off-the-shelf LMs. In contrast, Revela proposes a broader paradigm: to learn retrievers as an integral part of language modeling, rather than as a post hoc add-on. From a technical perspective, Revela also outperforms REPLUG regarding efficiency.

For a batch of B documents (each with sequence length L), the cost of modeling inter-document relationships differs significantly between REPLUG and Revela:

- REPLUG: Computes pairwise relevance between all document pairs using LM perplexity, resulting in a forward cost of $B^2 \times (2L)^2$, where the pair of texts is concatenated to pass through the LMs to calculate their relevance.
- Revela: As detailed in § 3.4, uses in-batch attention with concatenated inputs, yielding a forward cost of $B \times (2L)^2$. If approximately taking backward cost as the same as forward, the cost is still linearly proportional to the batch size.

Therefore, when using a reasonably large batch size (e.g., 16 as in our setup), Revela learns inter-document relevance more efficiently than REPLUG, due to its **linear** scaling in batch size compared to REPLUG’s **quadratic** cost.

D USE OF LLMs

In preparing this manuscript, we employed LLM for general assistance. Its use focuses on improving the clarity and grammar of the text and helping generate the code used to create figures (e.g., matplotlib) or LaTeX tables.