

# Simpler, Better, Faster, Stronger: Revisiting a Successful Reduction Rule for Dominating Set

Lukas Geis ✉

Goethe University Frankfurt, Germany

Alexander Leonhardt ✉

Goethe University Frankfurt, Germany

Johannes Meintrup ✉

University of Applied Sciences Mittelhessen, Germany

Ulrich Meyer ✉

Goethe University Frankfurt, Germany

Manuel Penschuck ✉

Goethe University Frankfurt, Germany

---

## Abstract

DOMINATING SET is a classical NP-complete problem and also known to be  $W[2]$ -hard. Thus, there is little hope for small kernels on general graphs. However, in practice, reduction rules to heuristically shrink instances are used. In this context, RULE 1 by Alber et al. [1] is quite successful, yet at times somewhat expensive to execute.

We propose a linear time algorithm implementing and surpassing the original RULE 1 formulation. Our discussions and proofs yield interesting structural insights into the reduction rule and its interplay with the DOMINATING SET problem. For instance, while the original formulation warrants repeated invocations of an  $\mathcal{O}(n^3)$  time algorithm, we recast it to allow a single search run in linear time. Then, we propose simple, but practically significant, extensions to our algorithmic framework to prune the graph even further. The algorithm is easy to implement and highly practical.

**2012 ACM Subject Classification** Theory of computation → Design and analysis of algorithms → Graph algorithms analysis

**Keywords and phrases** Dominating Set, Reduction Rule, Data Reduction, Practical Algorithm

**Digital Object Identifier** 10.4230/LIPIcs.CVIT.2016.23

**Supplementary Material** Source code of our implementation can be found on <https://github.com/lukasgeis/rule1-ds>.

**Acknowledgements** The original research question arose while preparing for the *Parameterized Algorithms and Computational Experiments (PACE) Challenge 2025* on solving DOMINATING SET in practice.

## 1 Introduction

The DOMINATING SET problem asks whether a graph  $G$  contains a set  $\mathcal{D}$  of at most  $k$  vertices, such that every vertex in  $G$  is either in  $\mathcal{D}$  or adjacent to a member of  $\mathcal{D}$ . We denote the size of the smallest dominating set of  $G$  with the *domination number*  $\gamma(G)$ . DOMINATING SET was featured among Karp's [10] original 21 NP-hard problems as a special case of SET COVER. It also stands as one of the most prominent problems of the parameterized complexity class  $W[2]$ . This means that under common complexity hierarchy assumptions, we can rule out the existence of an FPT algorithm for DOMINATING SET on general graphs [4]. However, FPT algorithms and the equivalent kernelizations exist for restricted graph classes, including planar graphs.



© Jane Open Access and Joan R. Public;  
licensed under Creative Commons License CC-BY 4.0

42nd Conference on Very Important Topics (CVIT 2016).

Editors: John Q. Open and Joan R. Access; Article No. 23; pp. 23:1–23:15

Leibniz International Proceedings in Informatics



LIPICs Schloss Dagstuhl – Leibniz-Zentrum für Informatik, Dagstuhl Publishing, Germany

Fomin et al. [6] showed that DOMINATING SET can be solved in  $\mathcal{O}(1.5137^n)$  time, later improved to  $\mathcal{O}(1.5048^n)$  by Rooij et al. [16]. Regarding parameterized complexity, there exists a polynomial time kernelization algorithms by Alber et al. [1] for DOMINATING SET on planar graphs  $G$  that constructs a kernel of size  $\mathcal{O}(k)$ , or concludes that  $\gamma(G) > k$ . This inspired two works that independently, and using different techniques, showed a kernel of size  $\mathcal{O}(k)$  can be constructed in linear time [8, 15], in addition to linear kernels for variants of DOMINATING SET, e.g. CONNECTED DOMINATING SET and RED-BLUE DOMINATING SET [7, 12].

On a theoretical level, the techniques of Alber et al. have been subsumed by the powerful machinery of so-called *protrusion decompositions* pioneered by Kim et al. [11], based on finding a relatively small vertex set  $X \subset V(G)$  of a graph  $G$  called a *treewidth modulator*, that, when removed from  $G$ , turns  $G$  into a graph of constant treewidth. Using protrusion decompositions one can show a linear sized, but wholly impractical, kernel for DOMINATING SET on planar graphs of size  $3\,146\,131\,968\,k$  [6]. Since the initial algorithm of Alber et al., the graph classes for which DOMINATING SET has been shown to be FPT have steadily grown, from  $H$ -minor free [5], to bounded expansion graphs [3], nowhere dense graphs [13] and bi-clique free graphs [14].

Besides the simple algorithm of Alber et al., none of the mentioned results can claim a high practicality, and one could argue, that attempting to implement them seems futile. In contrast, we present simple algorithmic ideas that generalize the techniques of Alber et al., while being “implementable” — in particular, we show that our techniques significantly reduce large instances of DOMINATING SET.

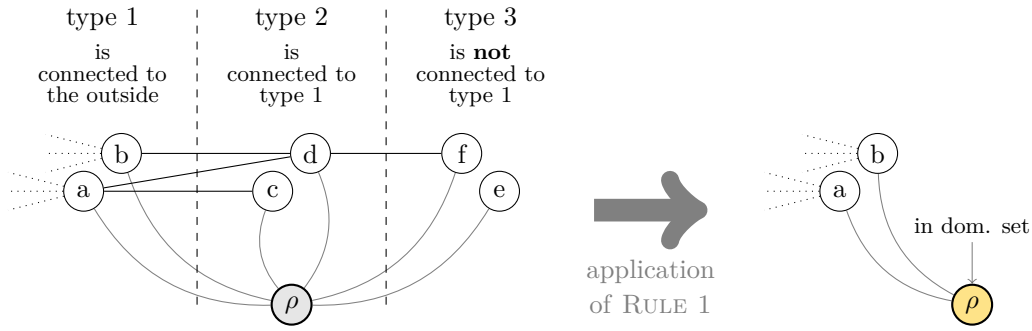
**Our Contributions** We present an efficient implementation of RULE 1 by Alber et al. for the reduction of DOMINATING SET. Our algorithm achieves linear-time execution on general graphs, improving upon prior  $\mathcal{O}(n^3)$  runtime on general graphs, and matching the previous known runtime on planar graphs.<sup>1</sup> Our work makes the following key advances:

- We provide an accessible explanation of the theoretical foundation and underlying mechanism of Rule 1.
- We develop a linear-time framework with detailed algorithmic descriptions that enable straightforward implementation.
- We extend the practical capabilities of Rule 1 while maintaining its theoretical properties.
- We demonstrate the practicality of our approach.

To achieve linear run time on general graphs, we show that it is possible to find a set of nodes to which Rule 1 can be applied, such that afterward no subsequent applications of the rule are possible. We further present a lower bound construction showing that the original approach does indeed require  $\Omega(n^3)$  time steps. To heuristically identify additional reduction opportunities, we extend Rule 1 to include additional pruning steps that, in some cases, allows us to remove more nodes. Some of these refinements come at “negative cost”, since we effectively show in Section 5 that a larger set of safely deleteable nodes can be easier identified than a faithful implementation of the original RULE 1. To demonstrate high effectiveness on large instances of DOMINATING SET, we demonstrate that our most capable extension of RULE 1 removes, on average,  $1.536\times$  more nodes and  $2.748\times$  more edges compared to the original formulation. At the same time, our implementation is  $35.9\times$

---

<sup>1</sup> There have been concerns regarding the correctness of some proofs in Alber et al.’s work regarding the kernel size [9]. As we do not claim a kernelization algorithm, this is inconsequential to our work.



■ **Figure 1** Neighbor types relative to reference node  $\rho$ . Since nodes  $a$  and  $b$  have neighbors outside of  $N[\rho]$ , they are of type 1. The remaining type 2 and 3 have only neighbors within  $N[\rho]$ , with the distinction that nodes  $c$  and  $d$  are connected to type 1 nodes and therefore are type 2. Since  $\rho$  has at least one type 3 node, RULE 1 is applicable: We add  $\rho$  to the dominating set. Then, it covers all its neighbors and there is no reason to add type 2 and 3 nodes into the dominating set. Hence, we can safely delete them. Observe that we keep type 1 nodes, since they may be needed to cover the “outside” nodes.

faster. In particular, the runtime of our reductions is comparable to the cost of reading the input graph into memory.

## 2 Preliminaries

Let  $G = (V, E)$  be a graph. We use the shorthand  $n = |V|$  and  $m = |E|$  to denote the number of nodes and edges. Through this work, we assume that:

- all graphs are undirected, unweighted and simple (i.e., have no multi-edges or loops)
- the set of nodes is totally ordered
- the node can be used as indices into arrays in constant time.

The last two assumptions are met, e.g. by identifying  $V = \{1, \dots, n\}$ . We denote the set of neighbors of node  $u$ , its so-called (open) neighborhood, as  $N(u)$  and call its size the *degree*  $\deg(u) = |N(u)|$ . The closed neighborhood is given by  $N[u] = N(u) \cup \{u\}$ . Two nodes  $u, v \in V$  with  $u \neq v$  are called *twins* if  $N[u] = N[v]$ .

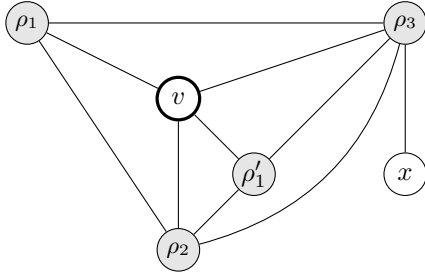
We overload the neighborhoods to sets: Given a set of vertices  $S \subseteq V$  we define the open neighborhood of  $S$  as  $N(S) := \bigcup_{u \in S} N(u)$  and the closed neighborhood as  $N[S] := N(S) \cup S$ .

## 3 Simpler: A New View on Rule 1

One of the easiest reduction rules for DOMINATING SET is RULE LEAF: Consider a *reference node*  $\rho$  with at least one adjacent leaf  $u$  (i.e., a node with degree 1). Since  $\rho$  can only have a superset of neighbors  $N[u]$ , we say that  $\rho$  *dominates* node  $u$ . Then, it is always safe to ignore the dominated leaf and instead add  $\rho$  into the solution — even if  $\rho$  is a leaf itself.

RULE 1 by Alber et al. [1] generalizes this idea. We formally state it in Definition 1. Again consider a fixed reference node<sup>2</sup>  $\rho \in V$ . Then, as illustrated in Figure 1, we partition its neighbors  $N(\rho)$  into three, possibly empty, types — ranging from interconnected (type 1), over semi-dominated (type 2), to dominated (type 3). This type partition is always in terms

<sup>2</sup> We denote exactly all reference nodes with greek letters.



$\downarrow \in N_{\rightarrow}(\rightarrow)$	$\rho_1$	$\rho'_1$	$\rho_2$	$\rho_3$	$v$	$x$
$\rho_1$	—	—	2	3	2	—
$\rho'_1$	—	—	2	3	2	—
$\rho_2$	1	1	—	3	2	—
$\rho_3$	1	1	1	—	1	1
$v$	1	1	2	3	—	—
$x$	—	—	—	3	—	—

■ **Figure 2** Node  $v$  appears as different neighbor types for different reference nodes, namely:

- $v \in N_1(\rho_1)$  as  $\rho'_1 \notin N(\rho_1)$ . Further, we have  $v \in N_1(\rho'_1)$  as  $\rho_1 \notin N(\rho'_1)$ .
- $v \in N_2(\rho_2)$  as  $N[v] \subseteq N[\rho_2]$  and  $v$  is connected to  $\rho_3 \in N_1(\rho_2)$  which is a type 1 neighbor to  $\rho_2$ .
- $v \in N_3(\rho_3)$  as  $N[v] \subseteq N[\rho_3]$  and  $N(v) \cap N_1(\rho_3) = \emptyset$ .

of the fixed reference node; as sketched in Figure 2, a node can have different types in terms of different reference nodes. A **type 1** neighbor has at least one edge outside the closed neighborhood  $N[\rho]$  of the reference node  $\rho$ :

$$N_1(\rho) := \{u \in N(\rho) \mid N(u) \setminus N[\rho] \neq \emptyset\} \quad (1)$$

A node is of **type 2**, iff it is not type 1, but connected to at least one type 1 neighbor of  $\rho$ :

$$N_2(\rho) := \{u \in N(\rho) \setminus N_1(\rho) \mid N(u) \cap N_1(\rho) \neq \emptyset\} \quad (2)$$

All other neighbors are of **type 3**. They are only connected to  $\rho$  and possibly some of its type 2 and type 3 neighbors. As such, they are the most isolated type class containing, amongst others, the aforementioned leaves:

$$N_3(\rho) := N(\rho) \setminus N_1(\rho) \setminus N_2(\rho) \quad (3)$$

Based on these definitions, Alber et al. [1] show the following reduction rule (paraphrased here to match our own notation):

► **Definition 1.** *If a reference node  $\rho$  has at least one type 3 neighbor  $u \in N_3(\rho)$ , we may modify the instance as follows:*

- add  $\rho$  to the dominating set, and
- delete all neighbors  $N_2(\rho) \cup N_3(\rho)$ .

We say a node  $\rho$  added to the dominating set by RULE 1 is *fixed* (in the dominating set). To prove that the rule is safe [1, Lemma 1], i.e., does not change the domination number of the instance if applied, it suffices to show that there always exist a minimal dominating set containing  $\rho$  if  $\rho$  has at least one type 3 neighbor. Then, if we assume that  $\rho$  is in fact part of the dominating set, it directly follows that the dominated neighbors  $N_2(\rho) \cup N_3(\rho)$  are redundant and can be deleted.

Observe that Alber et al. implicitly add  $\rho$  to the dominating set, by attaching a gadget to  $\rho$  to force the reference node into the solution. For the purpose of this article, it is an inconsequential implementation detail that we omit in the remainder (see also Section 5).

### 3.1 Canonical reference nodes

The original RULE 1 [1] searches for a single suitable reference node in time  $\mathcal{O}(n^3)$ , applies the reduction of Definition 1, and repeats to search for a new reference node until no more

modification is possible.<sup>3</sup> In the following, we derive another formulation which allows us to find *all suitable* reference nodes and applies the reduction in time  $\mathcal{O}(n + m)$ .

For clarity, we use the notation  $(u \triangleleft_T \rho)$  to express “ $u$  is a type  $T$  neighbor of  $\rho$ ”. We call node  $u$  a *witness* and  $\rho$  a *reference node*, which we always denote by a greek letter. The  $\triangleleft$ -symbol stylizes the domination order, pointing from the (typically) smaller neighborhood of  $u$  to the larger of  $\rho$ . This notation is only “syntactic sugar” to the reader. We treat it synonymously to the typeless tuple  $(u, \rho)$  and thus consider relations of different types on the same nodes as identical. Then, we can define the candidate set  $\mathcal{C}$  of *all possible* reference nodes along with their witnesses:

$$\mathcal{C} = \{(u \triangleleft_3 \rho) \mid u \in N_3(\rho)\}$$

For convenience, we define the following helper functions to extract the reference- and witness nodes, irrespective of the relations’ types:

$$\begin{aligned} \text{ref}(X) &= \{\rho \mid (u \triangleleft_\tau \rho) \in X\} \\ \text{wit}(X) &= \{u \mid (u \triangleleft_\tau \rho) \in X\} \end{aligned}$$

Observe that RULE 1 is inherently ambiguous. For instance, in the complete graph  $K_n = (V, E)$  for  $n \geq 2$ , every node  $u \in V$  is a type 3 neighbor for every other node  $\rho \in V \setminus \{u\}$ . Since we have  $|\mathcal{C}_{K_n}| = \Theta(n^2)$ , it is both expensive and meaningless to compute the set explicitly. Furthermore, after a single application of the reduction rule, no witness nodes remain and thus every node has realistically only witnessed a single reference node. Hence, we add a tie-breaker to determine a single reference node for every witness at the start. Then, a potential type 3 neighbor  $u$  may only be the witness to its canonical reference node  $\text{canonRef}(u)$ .

The canonical reference node  $\text{canonRef}(u)$  of node  $u$  is defined as “the” neighbor of the largest degree in  $N[u]$ . If there are multiple such neighbors, we chose the one of largest node index amongst them (recall that we assume  $V$  to be totally ordered):

$$\text{canonRef}(u) = \max \left\{ v \in N[u] \mid \deg(v) = \max_{x \in N[u]} (\deg(x)) \right\} \quad (4)$$

Since  $\text{canonRef}(u)$  is defined in terms of the closed neighborhood  $N[u]$ , a node can be its own reference node. This prevents the node from becoming a witness, as no node can be a type 3 neighbor of itself. Then, the resulting *suitable set*  $\mathcal{S} \subseteq \mathcal{C}$  is defined as

$$\mathcal{S} = \{(u \triangleleft_3 \rho) \in \mathcal{C} \mid \rho = \text{canonRef}(u)\}. \quad (5)$$

The central insight is that the references nodes  $\text{ref}(\mathcal{S})$  in the suitable set  $\mathcal{S}$ , are —up to automorphism— exactly the reference nodes found by the exhaustive application of the original RULE 1. In the following, we establish this claim in multiple steps. We first show, that the canonization  $\mathcal{S} \subseteq \mathcal{C}$  omits only redundant pairs:

► **Lemma 2.** *For each rejected candidate  $(u \triangleleft_3 \rho) \in \mathcal{C} \setminus \mathcal{S}$ , there exists an equivalent  $(u \triangleleft_3 \sigma) \in \mathcal{S}$  such that  $N[\rho] = N[\sigma]$ .*

<sup>3</sup> There is no gain from applying the rule twice to the same node. Depending on implementation details, this corner case would need to be checked explicitly in the original formulation.

**Proof.** By construction both reference nodes  $\rho$  and  $\sigma$  dominate node  $u$ , i.e.,

$$u \in N_3(\rho) \Rightarrow N[u] \subseteq N[\rho] \quad \text{and} \quad u \in N_3(\sigma) \Rightarrow N[u] \subseteq N[\sigma] \quad \text{and} \quad \{\rho, \sigma\} \subseteq N(u).$$

Thus, we know that both reference nodes  $\rho$  and  $\sigma$  are also connected to each other. Further, they cannot be type 1 neighbors to each other, since node  $u$  is of type 3 and therefore cannot be connected type 1 nodes:

$$\underbrace{(N[\sigma] \subseteq N[\rho])}_{\text{as } \sigma \notin N_1(\rho)} \wedge \underbrace{(N[\rho] \subseteq N[\sigma])}_{\text{as } \rho \notin N_1(\sigma)} \Rightarrow N[\rho] = N[\sigma] \quad \blacktriangleleft$$

Recall that our ultimate goal is to apply RULE 1 of Definition 1. We now show that the reference nodes can be processed in any order (or conceptually even concurrently). To this end, we have to convince ourselves that, after applying the reduction to any  $\rho \in \text{ref}(\mathcal{S})$ , all remaining  $(\text{ref}(\mathcal{S}) \setminus \{\rho\})$  remain legal targets for RULE 1. Thus, we have to ensure that the rule's single precondition, namely that a target  $\sigma$  needs to have at least one type 3 node, remains intact.

► **Lemma 3.** *Applying RULE 1 as defined in Definition 1, leaves the type 3 neighborhood of any other node  $\sigma \in \text{ref}(\mathcal{S})$  with  $\rho \neq \sigma$  unaffected.*

**Proof.** We focus only on the removal of type 2 and 3 nodes, as the addition of  $\rho$  to the dominating set is trivially independent for all reference nodes. Then by contradiction:

Assume that by removing the type 2 and 3 neighborhood of  $\rho$ , we also changed the type 3 neighborhood  $N_3(\sigma)$  of another reference node  $\sigma \in (\text{ref}(\mathcal{S}) \setminus \{\rho\})$ . Let  $u$  be a node removed from  $N_3(\sigma)$ . Since  $u$  was removed in the first place, we know that  $u \in N_2(\rho) \cup N_3(\rho)$ .

But this means  $\rho \in N_2(\sigma) \cup N_3(\sigma)$ , hence  $N(\rho) \subseteq N[\sigma]$ . Since  $\rho \in \text{ref}(\mathcal{S})$ , there exists  $v \in N_3(\rho)$ , thus by  $N(\rho) \subseteq N[\sigma]$  it follows that  $v \in N[\sigma]$  and hence  $\sigma \in N_2(\rho) \cup N_3(\rho)$  and  $N(\sigma) \subseteq N[\rho]$ . Clearly  $\rho$  and  $\sigma$  are twins which contradicts the definition of  $\mathcal{S}$ . ◀

► **Lemma 4.** *Consider the exhaustive application of RULE 1 in Definition 1. Denote by  $\mathcal{M} \subseteq V$  the set of reference nodes it selected. Then  $|\text{ref}(\mathcal{S})| \geq |\mathcal{M}|$ .*

**Proof.** If we have  $|\mathcal{M}| = 0$ , then no suitable target exists, i.e.,  $|\mathcal{C}| = 0$  which implies  $|\mathcal{S}| = 0$ . Thus, we assume  $|\mathcal{M}| > 0$  and iteratively peel away vertices until  $\mathcal{M}$  becomes empty. Let  $\rho \in \mathcal{M}$  be an arbitrary node. If  $\rho \in \text{ref}(\mathcal{S})$  apply RULE 1, thereby removing  $\rho$  from  $\mathcal{M}$  and  $\text{ref}(\mathcal{S})$ , and recurse.

Thus, let us assume that  $\rho \notin \text{ref}(\mathcal{S})$ . The only mechanism by which  $(\cdot \prec_3 \rho) \notin \mathcal{S}$  while  $\rho \in \mathcal{M}$ , is the canonization. From Lemma 2, we know that  $\rho \notin \text{ref}(\mathcal{S})$  implies that there exists an equivalent twin  $\sigma \in \text{ref}(\mathcal{S})$  with  $N[\rho] = N[\sigma]$ . This implies that  $\sigma \notin \mathcal{M}$  as it is a type 2 node with respect to  $\rho \in \mathcal{M}$  and must be removed after applying RULE 1 to  $\rho$ .

Since  $\rho$  and  $\sigma$  are twins, applying RULE 1 to either produces, up to isomorphism, the same results. Hence, we can apply RULE 1 to  $\rho \in \mathcal{M}$ . Thereby, we remove  $\rho$  from  $\mathcal{M}$ , and can safely peel away the equivalent  $\sigma$  from  $\mathcal{S}$ . As a result, both sets are reduced by one element each. ◀

#### 4 Faster: Finding All Suitable Reference Nodes in Linear Time

In the previous section, we defined the set  $\mathcal{S}$  of all *suitable reference nodes* including their type 3 witnesses. We showed that  $\text{ref}(\mathcal{S})$  is exactly the set of nodes that RULE 1 targets. In the following, we now describe a simple and practical algorithm to compute  $\mathcal{S}$  in time  $\mathcal{O}(n + m)$  with very small constants. It consists of three parts:

1. In Algorithm 1, we compute the superset  $\mathcal{S}^{2,3} \supseteq \mathcal{S}$ . It may also contain some “erroneous” type 2 witnesses. Then, the following issue arises: since we cannot distinguish between type 2 and type 3 nodes at this point, we may include reference nodes without any type 3 neighbors, i.e.,  $\text{ref}(\mathcal{S}^{2,3})$  can contain nodes for which RULE 1 does not apply.
2. In Algorithm 2, we then remove  $(u \triangleleft_2 \rho)$  entries from  $\mathcal{S}^{2,3}$ , where  $u$  is a type 2 neighbor to  $\rho$ . Afterwards, only reference nodes with at least one type 3 neighbor remain. To test whether a node is a type 3 neighbor, we only have to ensure that all its neighbors are of at least type 2. While conceptually simple, the required subset tests are too expensive if done naïvely, and we need another trick to do it in linear time:
3. To prevent redundant subset tests for some node  $u$  relative to different reference nodes, we first introduce a partial mapping  $f$ . We say that  $f$  is *properly partitioning* if it maps all neighbors of a type 3 witness  $(u \triangleleft_3 \rho) \in \mathcal{S}$  to its canonical reference node  $\rho$ . This allows us to test the neighborhood inclusion at most once per node. We show that  $f$  always exists and can be computed in linear time.

#### 4.1 Computing $\mathcal{S}^{2,3}$ : a set of type 2 and 3 neighbors of canonical reference nodes

■ **Algorithm 1** Compute  $\mathcal{S}^{2,3} \supseteq \mathcal{S}$ . In contrast to  $\mathcal{S}$ , the result  $\mathcal{S}^{2,3}$  of this algorithm also contains type 2 nodes as witnesses. They will be filtered out in Algorithm 2.

---

```

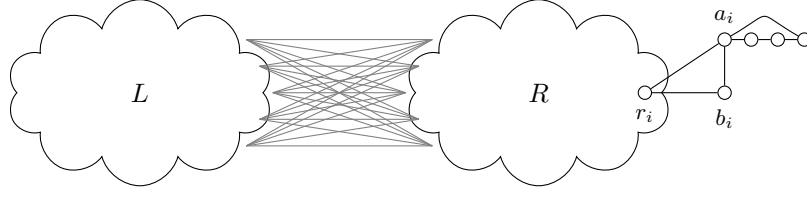
1 Initialize Array canonRefOf with  $\forall v \in V: \text{canonRefOf}[v] \leftarrow \emptyset$ 
2 compute inverse function  $\text{canonRefOf}[\rho] = \{u \in V \mid u \neq \rho \wedge \text{canonRef}(u) = \rho\}$  using
3   for  $u \in V$  do
4     maxDegInNeighborhood  $\leftarrow \max \{\deg(x) \mid x \in N[u]\}$ 
5     canonRef  $\leftarrow \max \{v \in N[u] \mid \deg(v) = \text{maxDegInNeighborhood}\}$ 
6     if  $u \neq \text{canonRef}$  then
7       canonRefOf[canonRef]  $\leftarrow \text{canonRefOf}[\text{canonRef}] \cup \{u\}$ 
8 compute  $\mathcal{S}^{2,3} = \{(u \triangleleft_{\{2,3\}} \rho) \mid \rho \in V: u \in \text{canonRefOf}[\rho]: N[u] \subseteq N[\rho]\}$  using
9    $\mathcal{S}^{2,3} \leftarrow \emptyset$ 
10  for  $\rho \in V$  do
11    Mark  $\rho$  and all its neighbors with value  $\rho$ 
12    for  $u \in \text{canonRefOf}[\rho]$  do
13      if all neighbors of  $u$  are marked by  $\rho$  then
14         $\mathcal{S}^{2,3} \leftarrow \mathcal{S}^{2,3} \cup \{(u \triangleleft_{\{2,3\}} \rho)\}$ 
15 return  $\mathcal{S}^{2,3}$ 

```

---

The first step of our algorithm is outlined in Algorithm 1. Its main idea is to implement our discussion on canonical reference nodes in Section 3.1: each node  $u$  selects the neighbor  $\rho$  with maximum value (with respect to the total ordering of  $V$ ) among  $u$ 's neighbors of maximum degree and attempts to become a witness to  $\rho$ .

The output of Algorithm 1 is a list of all  $(u \triangleleft_{\{2,3\}} \rho)$  where  $\rho$  is the canonical reference node of  $u$  and  $u$  is a type 2 or type 3 neighbor of  $\rho$ . Recall from the discussion in Section 3.1, that  $\mathcal{S}$  must not contain *all*  $(u \triangleleft_3 \rho)$  relations, but only those where  $\rho$  has the largest node (with respect to the total ordering of  $V$ ) among its twins. The same is true for the output of



■ **Figure 3** Example of super-linear runtime for the naïve RULE 1 algorithm for the pre-selected reference nodes  $\text{ref}(\mathcal{S}^{2,3})$ . **Construction:** The two subgraphs  $L$  and  $R$  are  $k$ -cliques on nodes  $V_L = \{\ell_1, \dots, \ell_k\}$  and  $V_R = \{r_1, \dots, r_k\}$ , respectively. Each  $\ell_i$  is connected to all nodes in  $V_R$ . Further, we attach to  $r_i \in V_R$  its own copy of the gadget illustrated. Observe that (i)  $a_i \in N_1(r_i)$ , (ii)  $b_i \in N_2(r_i)$ , and (iii) that the whole gadget cannot be reduced by RULE 1. We assume that the graph is provided as an ordered adjacency list, where  $\ell_i$  are listed before  $r_j$  and  $a_i, b_i$ . **Analysis:** Let  $k > 1$ . Then, each gadget's  $b_i \in N_2(r_i)$  will pick  $r_i$  as its canonical reference node, i.e.,  $\{(b_i \triangleleft_{\{2,3\}} r_i) \mid 1 \leq i \leq k\} \subseteq \mathcal{S}^{2,3}$  while the graph has no type 3 nodes at all (nodes in  $L$  and  $R$  will also pick a reference node in  $R$ ). Now in order to partition the neighborhood  $N(r_i)$  for a fixed  $r_i \in R$ , we have to inspect the neighborhood of each node in  $V_L$  which takes time  $\Theta(k^2)$ . Thus, in total the naïve test requires  $\Omega(k^3) = \Omega(n^3)$  time, as  $n = \Theta(k)$  and  $m = \Theta(k^2)$ .

Algorithm 1. The following lemma formalizes this notion:

► **Lemma 5.** *Algorithm 1 outputs the set  $\mathcal{S}^{2,3}$ , such that  $\forall (u \triangleleft_{\{2,3\}} \rho) \in \mathcal{S}^{2,3}: N(u) \subseteq N[\rho]$ . Further  $\mathcal{S}^{2,3} \supseteq \mathcal{S}$  contains at least all entries of  $\mathcal{S}$ .<sup>4</sup>*

**Proof.** The first claim is trivially established by the marking scheme in the second block. Thus, we only focus on the second claim here. Assume  $\exists (u \triangleleft_3 \rho) \in \mathcal{S}$  for which  $(u \triangleleft_{\{2,3\}} \rho) \notin \mathcal{S}^{2,3}$ . Then clearly Algorithm 1 has selected for  $u$  a reference node  $\sigma \neq \rho$  with  $\deg(\sigma) \geq \deg(\rho)$ . But since  $u$  is a type 3 neighbor of  $\rho$  and a neighbor of  $\sigma$ , we again have  $\sigma \in N_2(\rho) \cup N_3(\rho)$  and thus  $N[\sigma] \subseteq N[\rho]$  as well as  $\deg(\sigma) \leq \deg(\rho)$ . Hence,  $N[\rho] = N[\sigma]$  implying that  $\rho$  and  $\sigma$  are twins. Then, because the reference node is chosen as in the definition of  $\mathcal{S}$ , we must have  $\rho = \sigma$ , contradicting the initial assumption. ◀

► **Observation 6.** *Algorithm 1 runs in time  $\mathcal{O}(n + m)$ .*

## 4.2 Filtering out type 2 witnesses

In the previous section, we computed the super set  $\mathcal{S}^{2,3} \supseteq \mathcal{S}$  in linear time. What remains to do is to prune all “false” entries. To this end, we iterate over  $\mathcal{S}^{2,3}$  and keep all  $(u \triangleleft_{\{2,3\}} \rho)$  where  $u$  is a type 3 neighbor to  $\rho$ . In other words, we need to ensure for node  $u$  that all neighbors  $N[u] \setminus \{\rho\}$  are of types 2 or 3. Unfortunately,  $\mathcal{S}^{2,3}$  does not contain *all* type 2 and 3 relations. Thus we need to compute the relevant neighborhood types explicitly. Even worse, as a node  $u$  can appear in contexts of various reference nodes, a naïve implementation of this process exhibits super-linear runtime (see Figure 3).

Instead, we use an “oracle”  $f$  to tell us whether the type of node  $x$  is relevant, and if so, for which *unique* reference node  $f(x)$  it needs to be considered. More formally we ask for:

► **Definition 7.** *We say a partial mapping  $f: V \rightarrow V$  is properly partitioning with respect to  $\mathcal{S}$  iff it satisfies:  $\forall (u \triangleleft_3 \rho) \in \mathcal{S}: \forall x \in (N[u] \setminus \{\rho\}): f(x) = \rho$ .*

<sup>4</sup> Recall that the type  $T$  of  $(u \triangleleft_T \rho)$  is only a hint to the reader. Hence, we say  $\forall T_1, T_2: (u \triangleleft_{T_1} \rho) = (u \triangleleft_{T_2} \rho)$ , which allows us to compare  $\mathcal{S}^{2,3}$  containing  $(\cdot \triangleleft_{\{2,3\}} \cdot)$  and  $\mathcal{S}$  containing  $(\cdot \triangleleft_3 \cdot)$ .

■ **Algorithm 2** Filter  $\mathcal{S}^{2,3}$  by removing type 2 witnesses using a *proper partition* function  $f$ .

---

```

1 Precompute  $\text{chosenBy}(\rho) = \{x \in V \mid f(x) = \rho\}$ , i.e., the inverse of  $f$ , by iterating
  once over  $f(v) \forall v \in V$ .

2 Initialize  $\mathcal{Y} = \emptyset$ 
3 Initialize two marking slots per node
4 for  $\rho \in \text{ref}(\mathcal{S}^{2,3})$  do
5   Mark  $\rho$  and all its neighbors with value  $\rho$  in slot 1
6   for  $u \in \text{chosenBy}(\rho)$  do
7     if all neighbors of  $u$  are marked by  $\rho$  in slot 1 then
8       Mark  $u$  with value  $\rho$  in slot 2
9   for  $u \in \text{chosenBy}(\rho)$  do
10    if if all nodes  $(N[u] \setminus \{\rho\})$  are marked by  $\rho$  in slot 2 then
11       $\mathcal{Y} \leftarrow \mathcal{Y} \cup \{(u \triangleleft_3 \rho)\}$ 
12 return  $\mathcal{Y}$ 

```

---

Observe that this property is defined in terms of the very output  $\mathcal{S}$  we want to ultimately compute. Yet, we show in Section 4.3, that  $f$  always exists and that we can obtain it in linear time without knowing  $\mathcal{S}$ . For exposition, let us assume we already have  $f$  available.

The oracle allows Algorithm 2 to establish the neighbor type of node  $u$  at most once, namely in the context of  $f(u)$ . Since each test costs time  $\mathcal{O}(1 + \deg(u))$  the total cost is bound by  $\mathcal{O}(n + m)$ . The intuition is as follows: Consider a proper type 3 witness  $(u \triangleleft_3 \rho) \in \mathcal{S}$ . Then, the oracle ensures that all its neighbors are evaluated in the context of  $\rho$  — and will be found as type 2 and 3 themselves. If, on the contrary, a neighbor is considered for a different reference node  $\sigma \neq \rho$  (or not at all), it is correct to implicitly treat  $u$  as type 1 for  $\rho$ . This is formalized in the following lemma:

► **Lemma 8.** *Algorithm 2 outputs  $\mathcal{S}$ .*

**Proof.** Let  $\mathcal{Y}$  be the output of Algorithm 2 for parameters  $\mathcal{S}^{2,3}$  and  $f$ . In the following, we prove that  $\mathcal{Y} = \mathcal{S}$  in two steps. We show that (i)  $\mathcal{S} \subseteq \mathcal{Y}$  and (ii)  $\mathcal{Y} \subseteq \mathcal{S}$ .

- Consider  $(u \triangleleft_3 \rho) \in \mathcal{S}$ . By assumption, we have  $\forall v \in N[u] \setminus \{\rho\} : f(v) = \rho$  and therefore  $N[u] \setminus \{\rho\} \subseteq \text{chosenBy}(\rho)$ . Since  $u$  is a type 3 node to  $\rho$ , for every node  $v \in N[u]$ , we have  $N[v] \subseteq N[\rho]$  and the first marking scheme thus identifies all nodes in  $N[u] \setminus \{\rho\}$  as type 2 and 3. In that case, it marks  $u$  a second time. Therefore, in the second iteration, because  $u \in \text{chosenBy}(\rho)$  and all nodes  $N[u] \setminus \{\rho\}$  are marked twice, we add  $(u \triangleleft_3 \rho)$  to  $\mathcal{Y}$ .
- Consider the relation  $(u \triangleleft_{\{2,3\}} \rho) \in \mathcal{Y}$ . Then,  $(u \triangleleft_{\{2,3\}} \rho)$  must have been added to  $\mathcal{Y}$  in line 11. This only happens if  $u \in \text{chosenBy}(\rho)$  and all nodes  $N[u] \setminus \{\rho\}$  were marked twice. This, in turn, implies that  $N[u] \setminus \{\rho\} \subseteq \text{chosenBy}(\rho)$  and that  $\forall v \in N[u] : N[v] \subseteq N[\rho]$ ; otherwise not all nodes in  $N[u] \setminus \{\rho\}$  would be marked a second time in line 8. Hence,  $u$  is a type 3 node for  $\rho$  and since  $f(u) = \rho$ , by definition,  $(u \triangleleft_3 \rho) \in \mathcal{S}$ . ◀

► **Observation 9.** *Algorithm 2 runs in  $\mathcal{O}(n + m)$  time.*

### 4.3 Computing a proper partition

In order to apply Algorithm 2, we first need to compute a partial mapping  $f: V \rightarrow V$  that is properly partitioning with respect to  $\mathcal{S}$ . For that, we need to map every type 2 node that

## 23:10 Revisiting a Successful Reduction Rule for Dominating Set

■ **Algorithm 3** Compute a partial mapping  $f: V \rightarrow V$  that is properly partitioning, i.e.,  $\forall (u \triangleleft_3 \rho) \in \mathcal{S}: \forall x \in (N[u] \setminus \{\rho\}): f(x) = \rho$ .

---

```

1 Initialize array  $R$  of reference nodes with  $\forall v \in V: R[v] = \infty$ 
2 for  $(u \triangleleft_{\{2,3\}} \rho) \in \mathcal{S}^{2,3}$  do
3    $R[u] \leftarrow \rho$  // By Algorithm 1: each  $u \in V$  is a witness atmost once

4 Initialize partial mapping  $f: V \rightarrow V$  with empty domain
5 for  $x \in N[\text{wit}(\mathcal{S}^{2,3})]$  do // Iterate over neighbors of witnesses in  $\mathcal{S}^{2,3}$ 
  // Map  $x$  to the reference node with the smallest id among nodes
  // with smallest degree
6    $\text{refs} \leftarrow \{R[y] \mid y \in N[x] \text{ with } R[y] \in N(x)\}$ 
7   if  $\text{refs} = \emptyset$  then //  $N[x] \cap \text{ref}(\mathcal{S}^{2,3}) = \{x\}$ 
8     continue;
9    $\text{minDegInRefs} \leftarrow \min \{\deg(y) \mid y \in \text{refs}\}$ 
10   $r \leftarrow \min \{x \in \text{refs} \mid \deg(x) = \text{minDegInRefs}\}$ 
11  add mapping  $f[x] \leftarrow r$ 
12 return  $f$ 

```

---

is neighbor to some type 3 node  $u$  with  $(u \triangleleft_3 \rho) \in \mathcal{S}$  to  $\rho$  in  $f$ . At this point however, we do not know which nodes are type 3 nodes in  $\text{wit}(\mathcal{S}^{2,3})$  and neighbored type 2 nodes are possibly neighbored to more than one reference node in  $\text{ref}(\mathcal{S}^{2,3})$ .

Hence, to correctly identify these reference nodes, we make use of the fact that every node in the neighborhood of  $\rho$  that chose another canonical reference node  $\sigma \in \text{ref}(\mathcal{S}^{2,3}), \sigma \neq \rho$  did so in Algorithm 1 due to our tiebreaker because it is neighbored to both  $\rho$  and  $\sigma$ . Since  $(u \triangleleft_3 \rho) \in \mathcal{S}$ ,  $u$  is not neighbored to  $\sigma$  (otherwise it would have also chosen  $\sigma$  as its canonical reference node). Hence, a type 2 node can correctly identify  $\rho$  among its neighbored reference nodes by applying a reversed version of the tiebreaker in Algorithm 1 to all its neighbored reference nodes in  $\text{ref}(\mathcal{S}^{2,3})$ .

We first prove that the partial mapping  $f$  always exists.

► **Lemma 10.** *For any undirected graph  $G$  and set  $\mathcal{S}$ , there exists a partial mapping  $f: V \rightarrow V$  such that  $\forall (u \triangleleft_3 \rho) \in \mathcal{S}: \forall x \in (N[u] \setminus \{\rho\}): f(x) = \rho$ .*

**Proof.** Observe that such a function  $f$  exists if every type 2 (or type 3) node  $u$  neighbors only type 3 nodes of the same reference node  $\rho$  as  $f(u) = \rho$  is then well defined. Thus, we prove by contradiction and assume that there exists a type 2 (or type 3) node  $u$  that is adjacent to two witnesses  $x, y \in \text{wit}(\mathcal{S})$  such that

$$(x \triangleleft_3 \rho) \in \mathcal{S}, \quad (y \triangleleft_3 \sigma) \in \mathcal{S}, \quad x \neq y, \quad \rho \neq \sigma. \quad (6)$$

Then by definition of type 2 (and type 3) nodes, we have  $N(u) \subseteq N[\rho]$  and  $N(u) \subseteq N[\sigma]$ . As  $u$  is connected to  $x$  and  $y$ , this implies  $\sigma \in N(x)$  and  $\rho \in N(y)$ . Thus,  $\rho$  must be a type 2 node to  $\sigma$  and the other way around. Then,  $x$  must be a type 3 node for  $\sigma$  and  $y$  must be a type 3 node for  $\rho$  as well. This violates the canonization rule (Lemma 2) and thereby the definition of  $\mathcal{S}$ . ◀

► **Lemma 11.** *Algorithm 3 computes a partial mapping  $f: V \rightarrow V$  that properly partitions with respect to  $\mathcal{S}$ .*

■ **Algorithm 4** Apply RULE 1-style reductions to all nodes in  $\mathcal{R}$ .

---

```

1 Initialize set  $\text{marked} = \emptyset$ 
2 for  $\rho \in \mathcal{R}$  do
3    $\text{marked} \leftarrow \text{marked} \cup N[\rho]$ 

4 Initialize  $\text{deletable} = \emptyset$ 
5 for  $\rho \in \mathcal{R}$  do
6   for  $u \in (N(\rho) \setminus \mathcal{R})$  do
7     if all neighbors of  $u$  are marked, i.e.,  $N(u) \subseteq \text{marked}$  then
8        $\text{deletable} \leftarrow \text{deletable} \cup \{u\}$ 

9 Delete all nodes and incident edges in  $\text{deletable}$ 

```

---

**Proof.** We prove by contradiction. Let  $f$  be the returned mapping of Algorithm 3 and assume that there exists  $(u \triangleleft_3 \rho) \in \mathcal{S}$  such that  $\exists x \in (N(u) \setminus \{\rho\})$  with  $f(x) = r_x \neq \rho$ .

Then, since  $(u \triangleleft_3 \rho) \in \mathcal{S}^{2,3}$ , we consider  $x \in N[\text{wit}(\mathcal{S}^{2,3})]$  in the loop and have  $r_x \in \text{refs}$  in that iteration because a neighbor  $y \in N[x]$  proposed  $R[y] = r_x$ . But, by definition,  $x$  is either a type 2 or type 3 node to  $\rho$  and thus  $N[x] \subseteq N[\rho]$  implying  $y \in N[\rho]$ . Hence,  $y$  is connected to both  $\rho$  and  $r_x$ . Since  $R[y] = r_x$ , by Algorithm 1, we have

$$\deg(r_x) > \deg(\rho) \quad \vee \quad (\deg(r_x) = \deg(\rho) \wedge r_x > \rho).$$

In either case, because  $u \in N(x)$  and  $R[u] = \rho$ , we also have  $\rho \in \text{refs}$ , and the tiebreaker would thus choose  $f(x) = \rho$  and not  $f(x) = r_x$ . ◀

► **Observation 12.** Algorithm 3 runs in time  $\mathcal{O}(n + m)$ .

## 5 Stronger: Applying and Extending the Reductions

In Section 4 we showed how to compute the set  $\mathcal{R} := \text{ref}(\mathcal{S})$  of reference nodes to which RULE 1 can be applied to. Now we connect  $\mathcal{R}$  back to the problem of reducing a DOMINATING SET instance. From the correctness [1] of RULE 1, we know that there exists a minimal dominating set  $\mathcal{D} \supseteq \mathcal{R}$ .

Thus, it is safe to add all nodes of  $\mathcal{R}$  to the dominating set. Alber et al. implicitly encode this, by adding a gadget leaf node to each reference node in  $\mathcal{R}$ , while practical solver implementations may choose to explicitly fix these nodes. Since it is trivial to implement either in linear time, we do not concern ourselves with the details: for the remainder of this section, we only assume that all nodes of  $\mathcal{R}$  are added to the dominating set in some way.

Given that the nodes  $\mathcal{R}$  are part of the dominating set, we want to reduce the DOMINATING SET instance  $G$  as much as possible. Algorithm 4 is a first step designed to be reasonably close to the original RULE 1-style reduction of Definition 1. The central idea is to *mark* the closed neighborhood of each reference node in  $\mathcal{R}$ . Then, a marked node  $u$  is either in the dominating set itself (i.e.,  $u \in \mathcal{R}$ ) or covered by a neighbor (i.e.,  $N(u) \cap \mathcal{R} \neq \emptyset$ ). In any case, it is “taken care of” as the DOMINATING SET requirements towards the node have been satisfied; however, it may still be beneficial to add such a node, if it can cover sufficiently many unmarked nodes.

► **Lemma 13.** Assuming nodes  $\mathcal{R}$  are added to the dominating set, all marked nodes whose entire neighborhood is marked are redundant.



■ **Figure 4** Deletion of type 1 nodes. RULE 1 applies to  $\mathcal{R} = \{\rho, \sigma\}$  as witnessed by  $x \in N_3(\rho)$  and  $y \in N_3(\sigma)$ . Observe that the middle nodes  $u$  and  $v$  are type 1 neighbors to  $\rho$  and  $\sigma$ , respectively. Hence, the original RULE 1 leaves them untouched. In contrast, Algorithm 4 marks all nodes and therefore also deletes the middle nodes.

**Proof.** A node  $\rho \in V$  in the dominating set “covers” the node  $\rho$  itself and all its neighbors. This is the intuition of the marking scheme formalized in Algorithm 4, line 3. All *marked* nodes are covered. Then a marked node  $u \in N(\rho)$  is only relevant for the dominating set, if  $u$  can cover external nodes  $N(u) \setminus N[\rho]$ . If, however, all nodes  $N(u)$  are already marked (i.e., covered either by  $\rho$  or another reference node), then there is no gain from adding  $u$  to the dominating set. Hence, we can safely delete it without changing the instance’s domination number. ◀

While the previous lemma establishes that Algorithm 4 is safe, we want to convince ourselves that we are not missing any pruning opportunities compared to RULE 1.

► **Lemma 14.** *Applying Algorithm 4 to  $\mathcal{R} := \text{ref}(\mathcal{S})$  prunes at least all nodes that an exhaustive application of the original RULE 1 deletes.*

**Proof.** In Lemma 4, we already showed that  $\mathcal{R}$  is the full set of nodes where RULE 1 is applicable. From Lemma 3, we also know that the order in which we apply the reductions is irrelevant. Thus, we only need to show that we carry out the transformations correctly.

Let  $\rho \in \mathcal{R}$  be a reference node. Then, RULE 1 deletes all its  $(N_2(\rho) \cup N_3(\rho))$  neighbors. Recall, that a neighbor is of type 2 and 3 for the reference node  $\rho$ , if all its neighbors are contained in  $N[\rho]$ :

$$\forall u \in N(\rho): \quad u \in (N_2(\rho) \cup N_3(\rho)) \Leftrightarrow N[u] \subseteq N[\rho] \quad (7)$$

The marking scheme of Algorithm 4 implements the second condition: If a reference node  $\rho$  marks all its neighbors  $N[\rho]$ , then the entire closed neighborhood of some  $u \in N(\mathcal{R})$  is marked if  $N[u] \subseteq N[\rho]$ . Thus, we identify all nodes that the original rule deletes. ◀

► **Observation 15.** *Algorithm 4 runs in time  $\mathcal{O}(n + m)$ .*

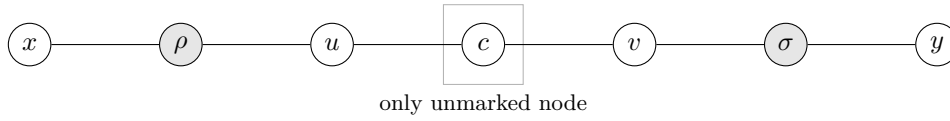
Thus, we know that we are doing at least as well as the original formulation. In fact, as illustrated in Figure 4, we are already doing better.

## 5.1 Pruning even more nodes

The pruning scheme (Algorithm 4) and its underlying correctness guarantees in Lemma 13 are designed to mirror the original RULE 1. But we can state an even stronger version:

► **Lemma 16.** *Assuming nodes  $\mathcal{R}$  are added to the dominating set, all marked nodes  $u \notin \mathcal{R}$  with at most one unmarked neighbor are redundant.*

**Proof.** Lemma 13 already proves the claim for marked nodes without unmarked neighbors. Thus, we consider here only the more general case: Let  $u$  be a marked node with a single unmarked neighbor  $x \in N(u)$ . Clearly,  $u \notin \mathcal{R}$  since all nodes in  $\mathcal{R}$  are added to the dominating set and thereby mark their entire neighborhood.



■ **Figure 5** Deletion of more type 1 nodes. RULE 1 applies to  $\mathcal{R} = \{\rho, \sigma\}$  as witnessed by  $x \in N_3(\rho)$  and  $y \in N_3(\sigma)$ . Then, Algorithm 4 marks all nodes but the middle  $c$  which prevents the deletion of nodes  $u$  and  $v$  (since they are adjacent to the unmarked  $c$ ).

The claim follows analogously the RULE LEAF discussed in Section 3 by an exchange argument. Assume  $\mathcal{D}$  is a minimum dominating set for the instance containing  $\mathcal{R} \cup \{u\}$ . Removing node  $u$  from  $\mathcal{D}$  only leaves node  $x$  uncovered since all other nodes are marked. Hence, we obtain another dominating set  $\mathcal{D}' = \mathcal{D} \setminus \{u\} \cup \{x\}$  of the same cardinality. ◀

We can implement this stronger variant by modifying line 7 in Algorithm 4 in the obvious way without affecting the asymptotic runtime. As exemplified in Figure 5, the novel condition leads to strictly stronger pruning capabilities which might also enable repeated invocations of this version (that would not be possible in the original definition).

## 5.2 Pruning more edges

While the marking scheme of Algorithm 4 is designed to remove as many nodes as possible, some type 1 neighbors can remain. However, we can remove edges between those nodes:

► **Lemma 17.** *Assuming nodes  $\mathcal{R}$  are added to the dominating set, all edges  $\{x, y\}$  between marked nodes  $x \notin \mathcal{R}$  and  $y \notin \mathcal{R}$  are redundant.*

**Proof.** Let  $\{x, y\} \in E$  be an edge between two marked nodes  $x, y \notin \mathcal{R}$ . Since both endpoints are marked they are already covered through  $\mathcal{R}$ . Thus, there is no “internal” need to add either  $x$  or  $y$  to the dominating set. While the nodes may be relevant for potential unmarked neighbors  $N(x)$  and  $N(y)$ , respectively, adding  $x$  or  $y$  (or both) to the dominating set does not affect the coverage of the other. ◀

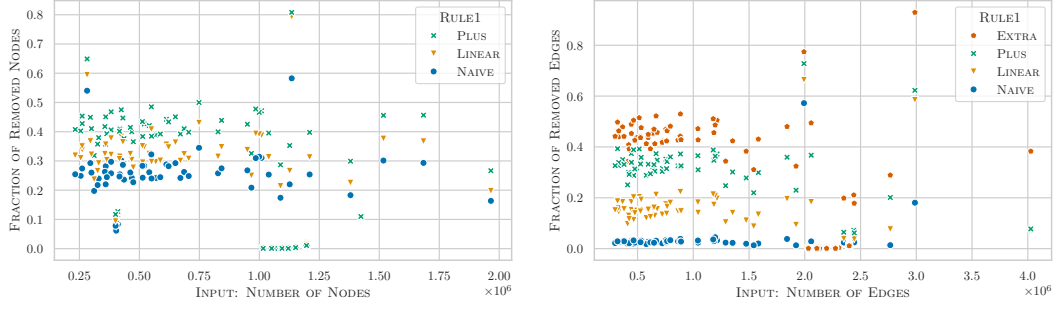
The lemma can be implemented in time  $\mathcal{O}(n + m)$  by iterating over all edges remaining at the end of Algorithm 4 and checking the condition in constant time per edge.

## 6 Better: Experiments

In this section, we evaluate the various RULE 1 variants discussed in this paper on the publicly available PACE 2025 instances for the DOMINATING SET heuristic track<sup>5</sup>. Our implementations are functionally equivalent to the formulations discussed here, reasonably optimized, and use the fast and lower-level programming language Rust. We consider the following variants:

- NAIVE refers to the original RULE 1.
- LINEAR is the base algorithm sketched in Algorithm 4.
- PLUS builds on LINEAR and includes the additional node removals of Section 5.1.
- EXTRA builds on PLUS and includes the additional edge removals of Section 5.2.

<sup>5</sup> <https://pacechallenge.org/2025/ds/>



■ **Figure 6** Reduction performance for the public instances of the PACE 2025 DOMINATING SET “Heuristic Track”. Instances with no type 3 nodes (21/100) are excluded. We measure the fraction of removed nodes and edges, respectively, (higher is better) by the different reduction rule variants.

**Correctness:** To give empirical evidence of the correctness of our implementations, we incorporate each variant into an exact DOMINATING SET solver and execute it on a set of approximately 60 thousand DOMINATING SET instances with  $n \leq 1000$  and known optimal solutions<sup>6</sup>. Then, we ensure that our own solver achieves the same results after data reduction.

**Speed:** Since engineering questions are out-of-scope of this work, we only summarize the runtime performance; on average NAIVE is 10 times slower than EXTRA, the most effective but slowest extension of our linear time algorithm. From a practical standpoint, there seem to be diminishing returns from further engineering the speed of EXTRA, as applying the reduction rule is roughly as fast as reading the graph files.

**Data Reduction:** As summarized in Figure 6, the simple extensions discussed in Section 5 result in significantly better pruning capabilities on the dataset. Already our base version LINEAR removes  $1.175\times$  the number of nodes, and  $4.341\times$  of edges, over the original formulation NAIVE. For PLUS, these numbers increase to  $1.418\times$  (nodes) and  $8.979\times$  (edges). Finally, combining all proposed extensions, EXTRA achieves a reduction of  $12.299\times$  better reduction of edges relative to NAIVE.

## 7 Conclusion and outlook

We considered the established reduction rule, RULE 1 by Alber et al. [1] and improved both its asymptotic and practical speed, as well as its effectiveness. In Section 3, we proposed the concept of *suitable reference nodes* and showed that there exists a set of such nodes that contains all nodes an exhaustive and repeated application of the original rule targets. We then discussed how this set can be found in linear time (Section 4). In Section 5, we use the set to carry out the reductions and propose additional reduction opportunities. Finally, we provide some empirical evidence that the simple extensions in fact make the rule much more capable in practice: Our most capable extension removes, on average,  $1.418\times$  more nodes and  $12.299\times$  more edges compared to the original formulation. At the same time, our implementation is  $10\times$  faster.

An open question is whether the proposed techniques generalize to RULE 2 by Alber et al. [1]. There are indications that RULE 2 might be reducible to iterative applications of

<sup>6</sup> <https://domset.algorithm.engineering>

RULE 1 on suitably adjusted instance graphs. This approach, however, gives rise to a range of nuanced challenges. “Work is never over” [2].

---

## References

---

- 1 Jochen Alber, Michael R. Fellows, and Rolf Niedermeier. Polynomial-time data reduction for dominating set. *J. ACM*, 51(3):363–384, 2004.
- 2 Daft Punk, Thomas Bangalter, Guy-Manuel de Homem-Christo, and Edwin Birdsong. Harder, better, faster, stronger, 2001.
- 3 Erik D. Demaine, Fedor V. Fomin, Mohammadtaghi Hajiaghayi, and Dimitrios M. Thilikos. Subexponential parameterized algorithms on bounded-genus graphs and h-minor-free graphs. *J. ACM*, 52(6):866–893, November 2005. doi:10.1145/1101821.1101823.
- 4 Rod G. Downey and Michael R. Fellows. Fixed-parameter tractability and completeness I: Basic results. *SIAM Journal on Computing*, 24(4):873–921, 1995. doi:10.1137/S0097539792228228.
- 5 John A. Ellis, Hongbing Fan, and Michael R. Fellows. The dominating set problem is fixed parameter tractable for graphs of bounded genus. *J. Algorithms*, 52(2):152–168, 2004.
- 6 Fedor V. Fomin, Daniel Lokshtanov, Saket Saurabh, and Meirav Zehavi. *Kernelization: Theory of Parameterized Preprocessing*. Cambridge University Press, 2019. doi:10.1017/9781107415157.
- 7 Valentin Garnero, Ignasi Sau, and Dimitrios M. Thilikos. A linear kernel for planar red–blue dominating set. *Discrete Applied Mathematics*, 217:536–547, 2017. doi:10.1016/j.dam.2016.09.045.
- 8 Torben Hagerup. Simpler linear-time kernelization for planar dominating set. In *Parameterized and Exact Computation*, pages 181–193. Springer Berlin Heidelberg, 2012. doi:10.1007/978-3-642-28050-4\_15.
- 9 Johan Torås Halseth. A 43k kernel for planar dominating set using computer-aided reduction rule discovery. Master’s thesis, Department of Informatics, University of Bergen, February 2016. Supervisor: Daniel Lokshtanov.
- 10 Richard M. Karp. *Reducibility among Combinatorial Problems*, pages 85–103. Springer US, 1972. doi:10.1007/978-1-4684-2001-2\_9.
- 11 Eun Jung Kim, Alexander Langer, Christophe Paul, Felix Reidl, Peter Rossmanith, Ignasi Sau, and Somnath Sikdar. Linear kernels and single-exponential algorithms via protrusion decompositions. *ACM Trans. Algorithms*, 12(2), December 2015. doi:10.1145/2797140.
- 12 Daniel Lokshtanov, Matthias Mnich, and Saket Saurabh. A linear kernel for planar connected dominating set. *Theoretical Computer Science*, 412(23):2536–2543, 2011. Theory and Applications of Models of Computation (TAMC 2009). doi:10.1016/j.tcs.2010.10.045.
- 13 Jaroslav Nešetřil and Patrice Ossona De Mendez. *Structural Properties of Sparse Graphs*, pages 369–426. Springer Berlin Heidelberg, 2008. doi:10.1007/978-3-540-85221-6\_13.
- 14 Jan Arne Telle and Yngve Villanger. Fpt algorithms for domination in sparse graphs and beyond. *Theoretical Computer Science*, 770:62–68, 2019. doi:10.1016/j.tcs.2018.10.030.
- 15 René van Bevern, Sepp Hartung, Frank Kammer, Rolf Niedermeier, and Mathias Weller. Linear-time computation of a linear problem kernel for dominating set on planar graphs. In *Parameterized and Exact Computation*, pages 194–206. Springer Berlin Heidelberg, 2012. doi:10.1007/978-3-642-28050-4\_16.
- 16 Johan M. M. van Rooij, Jesper Nederlof, and Thomas C. van Dijk. Inclusion/exclusion meets measure and conquer. In Amos Fiat and Peter Sanders, editors, *Algorithms - ESA 2009*, pages 554–565, Berlin, Heidelberg, 2009. Springer Berlin Heidelberg. doi:10.1007/978-3-642-04128-0\_50.