

# LLM-Powered Swarms: A New Frontier or a Conceptual Stretch?

Muhammad Atta Ur Rahman, Melanie Schranz  
Lakeside Labs GmbH  
Klagenfurt, Austria  
{rahman,schranz}@lakeside-labs.com

**Abstract**—Swarm intelligence traditionally refers to systems of simple, decentralized agents whose local interactions lead to emergent, collective behavior. Recently, the term “swarm” has been extended to describe AI systems like OpenAI’s Swarm, where large language models (LLMs) act as collaborative agents. This paper contrasts traditional swarm algorithms with LLM-driven swarms exploring how decentralization, scalability, and emergence are redefined in modern artificial intelligence (AI). We implement and compare both paradigms using Boids and Ant Colony Optimization (ACO), evaluating latency, resource usage, and behavioral accuracy. The suitability of both cloud-based and local LLMs is assessed for the agent-based use in swarms. Although LLMs offer powerful reasoning and abstraction capabilities, they introduce new constraints in computation and coordination that challenge traditional notions of swarm design. This study highlights the opportunities and limitations of integrating LLMs into swarm systems and discusses the evolving definition of “swarm” in modern AI research.

**Index Terms**—Decentralized AI systems, modern swarm definition, LLM-driven swarm algorithms.

## I. INTRODUCTION

SWARM intelligence is capturing renewed attention from researchers and engineers today, offering a framework for understanding how simple, decentralized agents can collectively produce complex, emergent behaviors. Traditional swarms, as observed in nature—such as flocks of birds, schools of fish, or colonies of ants—are characterized by local interactions among agents following simple rules. These interactions give rise to global patterns and adaptive behaviors that are greater than the sum of their parts. However, the term “swarm” has recently been appropriated in novel contexts, such as OpenAI’s Swarm (OAS) framework, where the dynamics and mechanisms differ significantly from their traditional counterparts [1]. This paper seeks to explore these disparities, examining how the principles of traditional swarms contrast with the modern usage of the term in artificial intelligence (AI) systems like OAS.

OAS leverages large language models (LLMs), such as ChatGPT [2] or local LLMs like Meta’s LLaMa [3]. The integration of LLMs into OAS introduces new considerations, particularly in terms of computational power, cost, and scalability. Although cloud-based models like ChatGPT offer

extensive capabilities, they often come with higher operational costs and latency compared to local LLMs.

At the heart of traditional swarms is the idea of decentralization [4], [5]: Each agent operates independently, responding only to its immediate environment and neighbors, yet collectively achieving robust and scalable outcomes. In contrast, systems like OAS often involve agents that act on the entire system sequentially, passing tasks or information between one another in a more structured, interdependent manner. Our goal is not to reduce the comparison to sequential versus parallel processing, but rather to examine whether and how LLM-driven agents can embody the principles of decentralization that define traditional swarm systems. By comparing these two paradigms, we aim to highlight the unique strengths and limitations of each approach. Specifically, we will discuss where LLMs excel—such as in handling complex reasoning and contextual awareness—and where traditional swarm intelligence continues to thrive through simplicity, robustness, and truly emergent behavior. Ultimately, this exploration will shed light on the evolving meaning of “swarm” in the context of modern AI and its implications for future research and applications.

We begin by describing the foundations of swarm intelligence and the OAS framework. This is followed by a description of the system architecture and implementation of both classical and LLM-driven swarms. Cloud-based and locally hosted LLM platforms are then evaluated to identify the most effective deployment strategy for swarm simulation. The selected approach is then used in a comparative analysis against classical swarm algorithms, highlighting differences in performance, behavior, and system demands. We finally conclude with a discussion on the broader implications of integrating LLMs into swarm-based systems.

## II. BACKGROUND

Inspired by natural phenomena such as bird flocks and fish schools, swarm behavior offers a decentralized, adaptive, and scalable approach to problem solving. This section provides an overview of traditional swarm intelligence principles, including emergence, local interactions, and decentralization. It also examines the OAS framework, which streamlines multi-agent collaboration and coordination. Finally, the section explores the choice between local and cloud-based LLMs when working with OAS framework, highlighting their respective advantages and limitations.

### A. Traditional Swarm behavior

Swarming, in its true sense, refers to the collective behavior of multiple agents that interact based on simple local rules, leading to emergent, global patterns. These systems draw inspiration from biological collectives such as insect swarms. The fundamental principles of swarming include [5]:

1) *Reliance on Simple Rules*: Swarm intelligence is driven by a small set of simple rules that collectively generate sophisticated behaviors. Examples include ant colony optimization (ACO) [6], where ants use pheromone trails to find optimal paths, and Reynolds' Boids model [7], which simulates flocking behavior with three basic rules (alignment, separation, and cohesion).

2) *Local Interactions*: Agents in a swarm operate based on local interactions with their immediate neighbors rather than possessing a global view of the entire system.

3) *Decentralization*: Swarm intelligence relies on fully decentralized coordination. There is no single leader directing the swarm's decisions; instead, behaviors emerge autonomously through distributed interactions. This decentralized structure enhances scalability, robustness, and fault tolerance, making swarm-based systems highly resilient to individual failures.

4) *Emergence*: Swarming is an emergent phenomenon, meaning that coordinated behaviors arise naturally from local interactions. Individual agents follow simple interaction rules, leading to collective intelligence as seen in nature, where collectives exhibit dynamic behavior without a designated leader.

5) *Adaptive and Dynamic Behavior*: Swarm systems are inherently adaptive, allowing them to respond dynamically to changing environments. Unlike traditional automation systems that require predefined instructions, swarms adjust their behavior in real time based on environmental stimuli. This makes them particularly useful in applications such as search and rescue, exploration, and robotic automation, where flexibility and real-time decision-making are crucial [8].

### B. OpenAI's Swarm Framework

OAS is an experimental framework designed to simplify the creation and orchestration of multi-agent systems [1]. The goal of OAS framework is to provide an easily testable agent coordination and execution. This makes it an ideal entry point for integrating AI into swarm-based environments, enabling experimentation with AI systems. The key features of OAS are as follows.

1) *Multi-Agent Coordination*: Swarm allows for the development of interconnected AI agents, each capable of handling specific tasks or functions. These agents can transfer control to each other sequentially.

2) *Client-Side Operation*: Swarm operates entirely on the client side, leveraging OpenAI's API to interact with its language models, such as GPT-4o. Additionally, the API supports integration with local LLMs like LLaMa [3] and Qwen [9]. This design choice makes the framework stateless between calls, offering control.

3) *Function Calling and Handoffs*: The framework supports function calling and agent handoffs, allowing agents to delegate tasks and manage workflows. This feature is particularly useful for creating systems that require specialized knowledge or actions.

### C. Local LLMs and Cloud-Based GPT

Local LLMs provide a cost-free alternative to cloud-based models such as OpenAI's GPT. Although ChatGPT requires a monthly subscription for unlimited prompt queries and access to the latest models, it does not include an API key, which comes at an additional cost. In contrast, local LLMs can be deployed and used for free, offering unrestricted access and flexibility without recurring expenses.

1) *Local LLMs*: Numerous local LLMs are actively being developed and utilized across various applications. These models come in different sizes, indicated by the number of parameters they contain, with versions ranging from 1B (1 billion parameters) to larger models like 7B, 13B, 60B, and so on [10]. The number of parameters in a model directly influences its performance, with larger models typically offering better task accuracy and handling of complex language tasks, but at the cost of increased memory and computational requirements.

The model size depends on whether single-precision floating point (FP32) or quantization is used [11]. FP32 provides higher precision but requires more memory, hence more powerful GPUs. In contrast, quantization reduces the model size by using fewer bits per parameter at the cost of precision. Common precision reduction methods include FP16 (2 bytes), while quantization methods include Q8 (1 byte) and Q4 (0.5 bytes). The memory requirement  $M$  (in GB) for a model with  $N$  parameters is given by:

$$M = \frac{N \times b}{8 \times 1024^3} \quad (1)$$

where  $b$  is the number of bits per parameter and  $1024^3$  represents the number of bytes per GB.

Using Equation 1, for a model with 1 billion parameters, the memory requirement without quantization (FP32) would be  $\approx 3.7$  GB, while the highest quantization (Q4), would result in  $\approx 0.47$  GB. This means that even when the highest quantization is applied, bigger models like LLaMa 90B would require  $\sim 40$  GB memory. As of February 2025, NVIDIA's latest consumer GPU, the GeForce RTX 5090, features 32 GB of VRAM [12], which is insufficient for handling larger models even when highest quantization is applied. Running such models requires data center GPUs like the A100 [13] and H100 [14], which offer higher VRAM capacities and support NVLink—a technology that enables multiple GPUs to work together, a feature unavailable in consumer-grade GPUs.

Some examples of local LLMs are Meta's LLaMa, Alibaba's Qwen, Google's Gemma [15], and Mistral AI's Mistral [16]. This section provides an overview of two of these models: LLaMa and Qwen.

a) *Meta’s LLaMa*: LLaMa is a family of LLMs developed by Meta. These models are designed for a wide range of natural language processing (NLP) tasks. Since its initial release in February 2023, LLaMA has evolved through multiple iterations, improving both performance and versatility. LLaMA 3.2 introduced multimodal capabilities, allowing it to process both text and images.

Table I presents several variants of LLaMA 3.2 along with their corresponding sizes in FP16 precision.

TABLE I: Selected LLaMA 3.2 Model Variants and Their Approximate Sizes (FP16 precision)

Model Variant	Parameters (B)	Model Size (GB)
LLaMA 3.2-1B	1	≈ 1.86
LLaMA 3.2-3B	3	≈ 5.59
LLaMA 3.2-11B	11	≈ 20.49
LLaMA 3.2-90B	90	≈ 167.64

b) *Alibaba’s Qwen*: While LLaMA is primarily research-focused, Qwen is better tailored for commercial applications, particularly in Chinese-speaking markets. Qwen excels in both Chinese and English, with additional support for other languages. However, since LLaMA is primarily focused on English, its performance in English might be stronger.

Since its initial release in July 2023, Qwen has also undergone multiple iterations, with Qwen 3 offering multimodal capabilities. The model is available in various sizes, ranging from 0.6B to 235B parameters [17].

2) *Cloud-Based GPT*: Cloud-based GPT (generative pre-trained transformer) models, such as OpenAI’s GPT-4, are hosted on powerful servers and offer flexible, and scalable access via APIs. Since its release in June 2018, OpenAI’s GPT has undergone significant advancements. Initially introduced as GPT-1 [18], it demonstrated the potential of large-scale unsupervised pretraining. Over time, it evolved with the release of GPT-2 [19] in 2019, which impressed the community with its ability to generate coherent and contextually relevant text. GPT-3 [20], released in 2020, further elevated the model with 175 billion parameters, making it one of the most powerful language models at the time. The latest version, GPT-4, was released in 2023. It improved significantly in accuracy, reasoning, adaptability and multimodal capabilities, enhancing performance on various tasks [21].

Cloud-based GPT-4 differs from local LLMs in several key aspects, with both advantages and disadvantages depending on the use case. The key differences are highlighted in Table II.

TABLE II: Cloud-Based vs. Local LLMs

Aspect	Cloud-based	Local
Performance	Handles large, complex tasks	Limited by hardware
Accessibility	Multi-device access	Single machine only
Cost	API fees	Upfront hardware cost, no fees
Privacy	Data processed remotely	Full local control
Latency	Dependent on network	Instant, offline use

### III. SYSTEM DESCRIPTION

This section provides a detailed overview of the system architecture, hardware and software configurations, the LLMs

employed, and the implementation details of both traditional and LLM-driven swarm algorithms. It outlines the steps taken from early mathematical evaluations to full algorithmic simulations, highlighting how LLMs were integrated into the OAS framework to emulate decentralized agent behavior.

#### A. Hardware and Software

To begin experimentation, local LLMs were used, as they come with no additional costs beyond existing hardware. This allowed for familiarization with OAS framework. The most critical hardware component was the GPU—an NVIDIA 4070 with 8GB of VRAM. This meant that models exceeding 7 billion parameters would suffer from poor performance unless heavily quantized. While memory offloading to system RAM was an option, it significantly degraded performance in terms of computational time.

LM Studio [22] was used to load the models, and OAS was modified slightly to integrate local LLMs instead of utilizing ChatGPT API. Table III summarizes the system specifications used for the experiments.

TABLE III: System Specifications

Component	Details
GPU	NVIDIA RTX 4070
VRAM	8GB
Software Used	LM Studio for local models
Local Models	LLaMA and Qwen
Cloud Model	ChatGPT

#### B. Utilized LLMs

The models tested included LLaMA 1B, 3B, 7B, and a quantized 14B, along with similarly sized Qwen models. After obtaining initial results and developing familiarity with OAS, the experimentation transitioned to ChatGPT. The ChatGPT API was utilized to access the latest models, and results were subsequently collected and analyzed.

#### C. Swarm Algorithms

The Boids algorithm and the ACO algorithm were selected for the comparative analysis. These two were chosen because they clearly demonstrate how swarm systems work. Boids is a rule-based algorithm that simulates flocking behavior, while ACO is a heuristic inspired by how ants find optimal paths. Using these two, we can easily highlight the differences between traditional swarm methods and approaches based on LLMs.

a) *The Boids Model*: simulates emergent flocking behavior using three simple rules where each agent (or “boid”) follows:

- 1) **Separation**: Each boid steers away from nearby neighbors to avoid overcrowding. This is done by checking the positions of surrounding boids within a certain radius and applying a repulsive force.
- 2) **Cohesion**: Each boid moves towards the average position of its local neighbors. This encourages group cohesion and helps maintain the structure of the flock.

- 3) **Alignment:** Each boid adjusts its velocity to match the average velocity of its nearby neighbors, resulting in coordinated and aligned movement within the group.

To implement this model, a Python-based simulation was developed mimicking the traditional swarming approach, where each boid independently applied these three rules at each time step to update its position and velocity.

To explore the LLM-based alternative, the same behavioral logic was replicated using LLM prompts, where each boid is treated as an independent reasoning unit. Each boid issues three separate prompts, one for each rule, to update its state based on nearby agents. This setup aims to simulate a fully decentralized system, similar to the traditional implementation, but driven by natural language reasoning instead of hard-coded logic.

b) *The ACO Model:* is inspired by the emergent foraging behavior of real ants, particularly how they find the shortest paths between their nest and food sources. The model relies on agents (ants) that collectively discover optimal solutions through indirect communication using pheromones. Each ant follows three key rules:

- 1) **Path Selection:** Each ant chooses a path based on a probabilistic decision rule that considers the amount of pheromones on each possible path and the distance to the destination. Paths with higher pheromone concentration and shorter distances are more likely to be selected.
- 2) **Pheromone Update:** After completing a path, ants deposit pheromones on the edges they traveled. This reinforces the chosen path, making it more attractive to other ants in future iterations.
- 3) **Pheromone Evaporation:** Over time, pheromone levels on all paths decrease due to evaporation. This prevents the algorithm from converging too early on suboptimal paths.

Following the same approach as in the Boids' model, a baseline implementation was developed using hard-coded rules in Python for comparison. Each ant followed the above logic to simulate decentralized swarm behavior. In parallel, an LLM-based version was constructed in which each agent performed the same three operations: path selection, pheromone update, and evaporation, through separate LLM prompts.

#### IV. LLM PLATFORM EVALUATION

To effectively evaluate how LLM-based swarms compare to traditional rule-based swarms, it was first necessary to identify the most suitable LLM deployment strategy. This involved comparing locally hosted models with cloud-based ChatGPT to determine which provided the best performance. A key part of this process was developing an effective prompt design strategy to ensure consistent and reliable responses across models. The platforms were then evaluated based on response latency and system resource utilization. The approach that demonstrated the best overall performance was selected for the final comparison against traditional swarm implementations.

##### A. Prompt Design Strategy

Prompt engineering played a crucial role in obtaining the expected results. During implementation, it was crucial that

the model output follow a specific format. This ensured that each agent correctly processed the data and passed it to the next agent in the loop. Any deviation in formatting led to execution issues, necessitating precise prompt instructions. After encountering some inaccuracies, an interesting observation was made: the models could generate effective prompts for themselves when provided with a detailed explanation of the requirements.

For example, a math-tuned 1B LLaMA model successfully generated a suitable prompt after being instructed that the coordinate value for  $x$  should be set to 0 only when its value in the given coordinates exceeded 300; otherwise, it should remain unchanged. Additionally, it was specified that the output should mirror the input format for seamless code integration. The generated prompt was as follows:

```
Check if  $x$  in  $(x,y)$  is  $> 300$ . If not, keep it
unchanged. Otherwise, set  $x$  to 0. Output
 $(x,y)$  without extra text. My pair is
{coordinates}.
```

##### B. Local LLMs vs ChatGPT

The smaller models with 1B parameters were initially tested for both Qwen and LLaMA. It was observed that these models performed poorly, often miscalculating increments and struggling with large numbers. For example, when asked to increment the coordinates (12454, 213332) by (20, 20), the model returned (12674, 13332). This issue was partially addressed using the math-tuned LLaMA 1B model. As expected, larger models exhibited better comprehension and accuracy, although at the cost of increased computational time. The best performance among the locally hosted models was achieved by Qwen 2.5 Instruct model with 14 billion parameters. Although it exceeded available VRAM and required offloading to system RAM, it delivered consistent results at the cost of increased computational time. The model showed strong performance on basic mathematical operations and demonstrated better language comprehension compared to similar and smaller models. It was therefore selected as the representative local LLM for comparison with ChatGPT (GPT-4o-mini) in subsequent evaluations.

To evaluate performance, the **Path Selection** rule from the ACO model was selected. For simplicity, only two path options were used: a short and a long. In language models, *token length* refers to the number of text units—such as words or word fragments—that the model processes, with longer prompts typically leading to higher latency. Using Qwen's tokenization scheme, three prompts of varying lengths (approximately 75, 330, and 582 tokens) were crafted using the prompt design strategy described earlier. While differing in verbosity and structure, each prompt produced the same expected output (short or long), enabling a controlled analysis of how prompt length impacts inference time.

During testing, CPU, RAM, GPU utilization, and latency were measured for both the local LLM (Qwen 2.5 Instruct, 14B) and ChatGPT. The results are shown in Table IV, while the latency comparison is illustrated in Fig. 1.

These results show that using ChatGPT significantly reduces local resource consumption. CPU usage was approximately

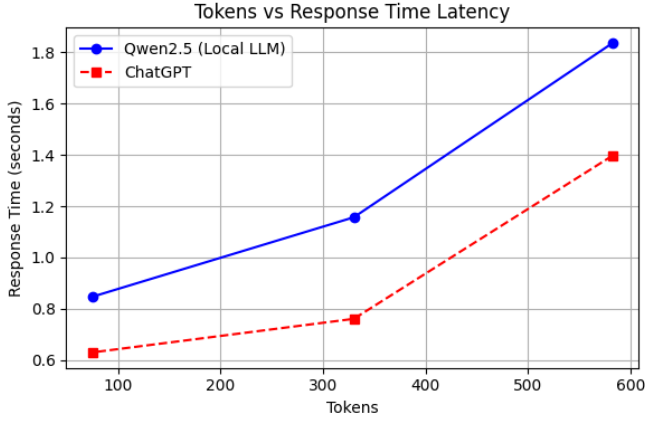


Fig. 1: Token Length vs. Response Time Latency: Qwen 2.5 vs. ChatGPT

TABLE IV: System Resource Usage Comparison: Qwen 2.5 vs. ChatGPT

Metric	Qwen 2.5 (Local)	ChatGPT (API)
CPU Usage (%)	16.80	6.80
RAM Usage (%)	76.80	47.50
GPU Usage (%)	55.00	0.00
GPU Memory Usage (%)	70.51	0.00

59.5% lower, and RAM usage dropped by 38.2% compared to the local Qwen model. Since all computations were handled by OpenAI’s servers, there was no GPU or GPU memory usage on the client side. ChatGPT also achieved lower average latency across all three prompt variations, making it both more resource-efficient and faster for our evaluation against traditional rule-based swarms.

## V. COMPARATIVE ANALYSIS

To facilitate a comparative analysis between traditional rule-based and LLM-driven swarms, we implemented both the Boids and ACO algorithms. The source code is publicly available<sup>1</sup>. Each implementation was evaluated under controlled conditions to examine trade-offs in performance, resource consumption, and behavioral results.

### A. The Boids Model

As discussed in Section III-C, the Boids model was implemented using both traditional rule-based methods and an LLM-driven approach to mimic decentralized swarm behavior. In this system, each boid was responsible for executing three core behaviors: separation, cohesion, and alignment. For the LLM-based implementation, this translated into issuing *three separate prompts per boid per time step* (see Appendix A). The output vectors from each prompt were parsed and combined to update each boid’s velocity.

To ensure a fair comparison, both the classical and LLM-based Boids systems were executed over 10 time steps, using a fixed population of 4 boids. The performance metrics—execution time, CPU usage, RAM usage, and GPU

activity—were recorded and are summarized in Table V. The classical Boids model completed all 10 steps in just 0.0019 seconds with minimal resource consumption. In contrast, the LLM-based system, powered by ChatGPT, required 68.61 seconds to complete the same simulation due to the overhead introduced by repeated prompt processing. Since each of the four boids processed three prompts per time step (i.e., 120 prompts in total), this translates to approximately 1.7 seconds per boid to process all three prompts in a single iteration. Since each boid processes prompts independently, total runtime scales roughly linearly with the number of boids.

TABLE V: Performance Comparison of Classical vs. LLM-Based Boids (10 Time Steps)

Metric	Classical (Rule-Based)	LLM-Based (ChatGPT)
Execution Time (s)	0.0019	68.61
Avg. CPU Usage (%)	6.30	5.70
Avg. RAM Usage (%)	37.73	39.30

Figure 2 illustrates the temporal evolution of CPU and GPU usage during the execution of both implementations. These visualizations reinforce the numerical findings, showing that while the classical model incurs a small, sharp spike in CPU usage, the LLM-based version maintains prolonged CPU and memory engagement due to the repeated inference tasks.

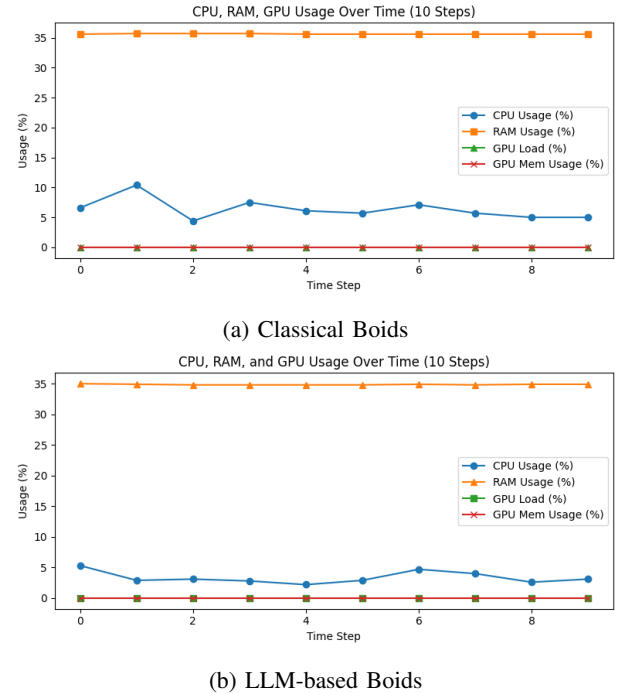


Fig. 2: CPU and GPU Usage Over Time for Boids Implementations

### B. ACO Model

Following the Boids implementation, the ACO model was developed using the same methodology outlined in Section III-C. The individual prompts for LLM-driven ACO model are specified in Appendix B. This model was run for

<sup>1</sup><https://github.com/Atta66/swarms-rulebased-vs-llms.git>

50 time steps to observe convergence behavior, which was not feasible in the Boids model due to the excessive runtime of the LLM-based approach.

Unlike the Boids simulation, ACO provided a clear convergence point, identifiable by the pheromone concentration on the chosen paths. This allowed evaluation of optimization performance between the classical and LLM-based swarm systems.

Table VI summarizes the execution time and pheromone updates. The LLM-based version took significantly longer to complete (135.76 seconds) compared to the classical rule-based approach (14.03 seconds). However, by the end of 50 steps, the LLM-based swarm had reinforced the optimal (short) path with a stronger pheromone level than the classical counterpart. Notably, to achieve a comparable short-to-long pheromone ratio, the classical system required 179 iterations—over three times as many. However, despite the increased iteration count, the total execution time remained lower at 49.74 seconds.

TABLE VI: Performance Comparison: Classical vs. LLM-Based ACO Over 50 Steps

Metric	Classical	LLM-Based
Execution Time (s)	14.03	135.76
Pheromone (Short Path)	37.589	44.176
Pheromone (Long Path)	1.665	0.187

Figure 3 illustrates the CPU and GPU usage during the 50 time steps for both implementations. As before, the classical model exhibited brief, sharp spikes in CPU usage, while the LLM-based version maintained a smoother and more consistent CPU and memory usage over a longer duration.

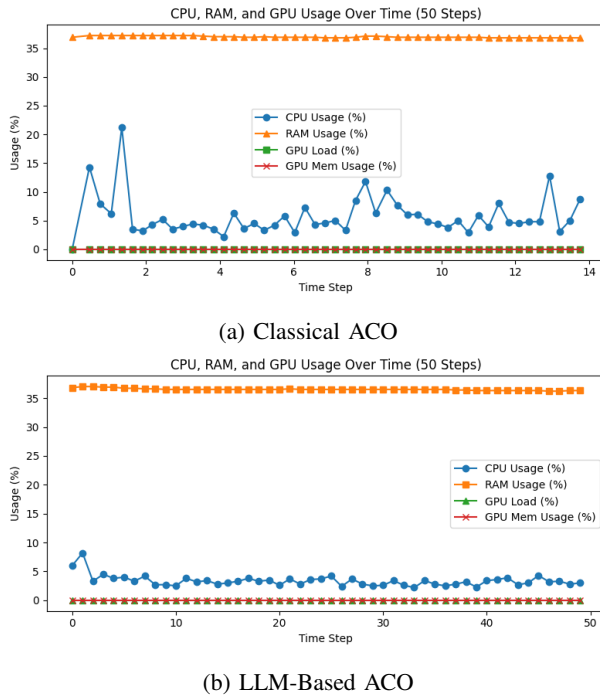


Fig. 3: CPU and GPU Usage Over Time for ACO Implementations

## VI. DISCUSSION

This section discusses the broader implications of using LLMs in swarm systems, drawing on the results from both Boids and ACO examples. These representative algorithms are used to analyze the strengths, limitations, and practical implications of replacing traditional rule-based approaches with LLM-driven behavior.

### A. Fundamental Differences Between Traditional and LLM-Based Swarms

Traditional swarm algorithms are rule-based and typically rely on clearly defined mathematical models to drive agent behavior. In contrast, LLM-based swarms use natural language prompts to guide decisions, introducing a layer of abstraction that replaces precise coding with human-readable instructions. While this abstraction provides flexibility and simplicity, it comes at a computational cost.

### B. Case Study: The Boids Model

In both classical and LLM implementations of the Boids model, agents followed three core rules—separation, cohesion, and alignment. However, in the LLM-based version, each rule was executed using a prompt, requiring serialization of inputs, inference processing, and response parsing for each boid. This increased latency significantly. For example, if each of the three rules was executed as a separate prompt for every boid, the overhead grew quickly with swarm size. As a result, scalability—a fundamental characteristic of swarm systems—was not feasible.

Despite this, the LLM approach allowed for high-level, abstract instructions like “adjust the position to avoid crowding,” eliminating the need for explicit mathematical formulations. While this abstraction occasionally led to inaccuracies—such as one of the three rules being misapplied—it also demonstrated the potential for more intuitive programming models.

### C. Case Study: The ACO Model

Similarly, the ACO implementation using LLMs followed the standard steps: path selection, pheromone update, and evaporation. Here too, the LLM-based method lagged in execution speed due to prompt processing. However, after 50 iterations, the LLM-driven system produced a more optimized path distribution: by the 50th iteration, the short path had accumulated a higher probability of being chosen in future iterations as compared to the classic ACO implementation.

This suggests that the reasoning capabilities of LLMs can, in some cases, outperform strict algorithmic adherence. Unlike the logic-driven framework of traditional ACO, LLM-based ACO introduces heuristics grounded in reasoning to approximate solutions. While this can be advantageous, it also increases the risk of misinterpretation if the prompt is ambiguous or overly abstract.

#### D. Limitations and Trade-offs

While improved prompt design strategies may yield more efficient interactions, the primary limitation of LLM-based swarm systems lies in latency and resource demand. Prompt processing involves input/output serialization, context encoding, and model inference—all contributing to computational overhead. These delays render real-time systems or high-frequency decision loops impractical.

However, the primary advantage of LLM-based swarms lies in their flexibility and intuitive abstraction. Instead of specifying how to calculate position updates or pheromone decay, the behavior can be described in natural language. This lowers the barrier for implementing complex behaviors, especially in rapid prototyping and human-in-the-loop systems.

#### E. Implications and Future Directions

The experiments with Boids and ACO highlight a central theme: LLM-based swarms trade execution speed for flexibility and higher-level reasoning. While they are not yet suitable for real-time autonomous systems at scale, they show promise for hybrid systems, where LLMs handle strategic-level reasoning and classical algorithms manage low-level control.

Future research should explore techniques for compressing prompt logic, reducing inference costs, and using smaller distilled models fine-tuned for swarm behavior. Combining both paradigms—rule-based precision and language-driven flexibility—may lead to a new generation of adaptive, explainable swarm systems.

### VII. CONCLUSION

This study explored the potential of LLM-powered swarms by implementing and comparing Boids and ACO models. While LLM-driven agents enable behavior specification via natural language—greatly simplifying development and enabling intuitive control—this abstraction introduces significant latency and computational cost.

The LLM-based ACO showed reasoning beyond strict algorithmic rules, hinting at new possibilities for hybrid swarm systems. These insights suggest a future where LLMs complement traditional methods—handling strategic reasoning while classical algorithms manage real-time execution. Ideally, advances in model efficiency and prompt design will enable swarms that are both flexible and scalable, unlocking new frontiers in swarm intelligence.

#### APPENDIX A PROMPTS FOR BOIDS

##### A. Separation Prompt

You are a boid at position  $(x, y)$ . Other boids:  $[((x_1, y_1), (vx_1, vy_1)), \dots]$ . Your task is to avoid getting too close to other boids within a radius of  $R$ . Return a  $(dx, dy)$  vector representing the separation force to apply to your velocity. Only output the vector as  $(dx, dy)$ . No additional text.

##### B. Cohesion Prompt

You are a boid at position  $(x, y)$ . Other boids:  $[((x_1, y_1), (vx_1, vy_1)), \dots]$ . Your task is to move slightly toward the average position of nearby boids within a radius of  $R$ . Return a  $(dx, dy)$  vector representing the cohesion force to apply to your velocity. Only output the vector as  $(dx, dy)$ . No additional text.

##### C. Alignment Prompt

You are a boid at position  $(x, y)$  with velocity  $(vx, vy)$ . Other boids:  $[((x_1, y_1), (vx_1, vy_1)), \dots]$ . Your task is to align your velocity with the average velocity of nearby boids within a radius of  $R$ . Return a  $(dx, dy)$  vector representing the alignment force to apply to your velocity. Only output the vector as  $(dx, dy)$ . No additional text.

#### APPENDIX B PROMPTS FOR ACO

##### A. Path Selection Agent Prompt

Your environment provides two paths with the following characteristics:  $paths = \{paths\}$ . Based on this information, choose one of the paths in a way that balances the pheromone level and the distance, following behavior inspired by real ant colonies. Return only the name of the chosen path: `short` or `long`. No additional text.

##### B. Pheromone Update Agent Prompt

You are a pheromone update agent in an Ant Colony Optimization simulation. The paths are given by  $\{paths\}$ . Based on the chosen path which is  $\{chosen\_path\}$ , update the pheromone levels to reflect the quality of the chosen path and respond with the updated pheromones as an output:  $[x, y]$  where  $x$  corresponds to `short` and  $y$  corresponds to `long`. No additional text.

##### C. Evaporation Agent Prompt

You are a pheromone evaporation agent. The paths are given by  $\{paths\}$ . Based on the evaporation rate  $\{evaporation\_rate\}$ , apply evaporation to the pheromone levels and return the pheromone levels in the format:  $[x, y]$  where  $x$  corresponds to `short` and  $y$  corresponds to `long`. No additional text.

#### ACKNOWLEDGMENT

The authors would like to thank Samira Hayat and Oleksandr Chepizhko for providing comprehensive reviews. The work is funded by the European Union, project ACES, by grant No. 101093126. Views and opinions expressed are, however, those of the author(s) only and do not necessarily reflect those of the European Union. Neither the European Union nor the granting authority can be held responsible for them.



## REFERENCES

- [1] OpenAI, “Swarm: An experimental framework for multi-agent systems,” 2025, [Accessed: Feb. 25, 2025]. [Online]. Available: <https://github.com/openai/swarm>
- [2] C. Z. et al., “One small step for generative ai, one giant leap for agi: A complete survey on chatgpt in aigc era,” *arXiv preprint arXiv:2304.06488*, 2023. [Online]. Available: <https://arxiv.org/abs/2304.06488>
- [3] H. T. et al., “Llama: Open and efficient foundation language models,” 2023. [Online]. Available: <https://arxiv.org/abs/2302.13971>
- [4] E. Bonabeau, M. Dorigo, and G. Theraulaz, *Swarm Intelligence: From Natural to Artificial Systems*. Oxford University Press, Oct. 1999. [Online]. Available: <http://dx.doi.org/10.1093/oso/9780195131581.001.0001>
- [5] M. Schranz, G. A. Di Caro, T. Schmickl, W. Elmenreich, F. Arvin, A. Şekerioğlu, and M. Sende, “Swarm intelligence and cyber-physical systems: concepts, challenges and future trends,” *Swarm and Evolutionary Computation*, vol. 60, p. 100762, 2021.
- [6] M. Dorigo, M. Birattari, and T. Stutzle, “Ant colony optimization,” *IEEE Computational Intelligence Magazine*, vol. 1, no. 4, pp. 28–39, 2006.
- [7] C. W. Reynolds, “Flocks, herds and schools: A distributed behavioral model,” *SIGGRAPH Comput. Graph.*, vol. 21, no. 4, p. 25–34, Aug. 1987. [Online]. Available: <https://doi.org/10.1145/37402.37406>
- [8] Y. Alqudsi and M. Makaraci, “UAV swarms: research, challenges, and future directions,” *J. Eng. Appl. Sci.*, vol. 72, no. 1, Dec. 2025.
- [9] J. B. et al., “Qwen technical report,” 2023. [Online]. Available: <https://arxiv.org/abs/2309.16609>
- [10] H. Face, “Model name,” 2025, accessed: 2025-05-27. [Online]. Available: <https://huggingface.co/models>
- [11] A. Gholami, S. Kim, Z. Dong, Z. Yao, M. W. Mahoney, and K. Keutzer, “A survey of quantization methods for efficient neural network inference,” *arXiv preprint arXiv:2103.13630*, 2021. [Online]. Available: <https://arxiv.org/abs/2103.13630>
- [12] NVIDIA, “Geforce rtx 5090 graphics card,” 2025, accessed: 2025-02-20. [Online]. Available: <https://www.nvidia.com/en-us/geforce/graphics-cards/50-series/rtx-5090/>
- [13] J. Choquette, W. Gandhi, O. Giroux, N. Stam, and R. Krashinsky, “Nvidia a100 tensor core gpu: Performance and innovation,” *IEEE Micro*, vol. 41, no. 2, pp. 29–35, 2021.
- [14] J. Choquette, “Nvidia hopper h100 gpu: Scaling performance,” *IEEE Micro*, vol. 43, no. 3, pp. 9–17, 2023.
- [15] G. T. et al., “Gemma: Open models based on gemini research and technology,” 2024. [Online]. Available: <https://arxiv.org/abs/2403.08295>
- [16] A. Q. J. et al., “Mistral 7b,” 2023. [Online]. Available: <https://arxiv.org/abs/2310.06825>
- [17] A. Y. et al., “Qwen3 technical report,” *arXiv preprint arXiv:2505.09388*, 2025. [Online]. Available: <https://arxiv.org/abs/2505.09388>
- [18] A. Radford, K. Narasimhan, T. Salimans, and I. Sutskever, “Improving language understanding by generative pre-training,” *OpenAI*, 2018, [https://cdn.openai.com/research-covers/language-unsupervised/language\\_understanding\\_paper.pdf](https://cdn.openai.com/research-covers/language-unsupervised/language_understanding_paper.pdf).
- [19] A. Radford, J. Wu, R. Child, D. Luan, D. Amodei, and I. Sutskever, “Language models are unsupervised multitask learners,” *OpenAI Blog*, 2019, openAI Technical Report. [Online]. Available: [https://cdn.openai.com/better-language-models/language\\_models\\_are\\_unsupervised\\_multitask\\_learners.pdf](https://cdn.openai.com/better-language-models/language_models_are_unsupervised_multitask_learners.pdf)
- [20] B. et al., “Language models are few-shot learners,” in *Advances in Neural Information Processing Systems*, vol. 33, 2020, pp. 1877–1901. [Online]. Available: [https://proceedings.neurips.cc/paper\\_files/paper/2020/hash/1457c0d6bfc4967418bfb8ac142f64a-Abstract.html](https://proceedings.neurips.cc/paper_files/paper/2020/hash/1457c0d6bfc4967418bfb8ac142f64a-Abstract.html)
- [21] R. Islam and O. M. Moushi, “Gpt-4o: the cutting-edge advancement in multimodal llm,” *TechRxiv*, 2024.
- [22] LM Studio, “LM Studio: A Local GUI for Running Large Language Models,” <https://lmstudio.ai>, [Accessed: 4-Mar-2025].

**Muhammad Atta Ur Rahman** is a researcher at Lakeside Labs at Klagenfurt, Carinthia, 9020, Austria. His research interests include artificial intelligence, robotics, and multi-agent systems, with a focus on developing intelligent, collaborative agents for autonomous decision-making and control. Rahman received his Masters degree in Autonomous Systems and Robotics from University of Klagenfurt. Contact him at [rahman@lakeside-labs.com](mailto:rahman@lakeside-labs.com).

**Melanie Schranz** Dr. Melanie Schranz is senior researcher at Lakeside Labs, Klagenfurt, 9020, Austria. Her research interests include engineering swarm intelligence for cyber-physical systems, the abstract simulation and integration to real-world use cases of these algorithms. Schranz is a member of Discover US and Nexus Forum, European initiatives to foster distributed computing. Contact her on <https://melanieschranz.com/> or over <https://www.linkedin.com/in/melanieschranz/>.