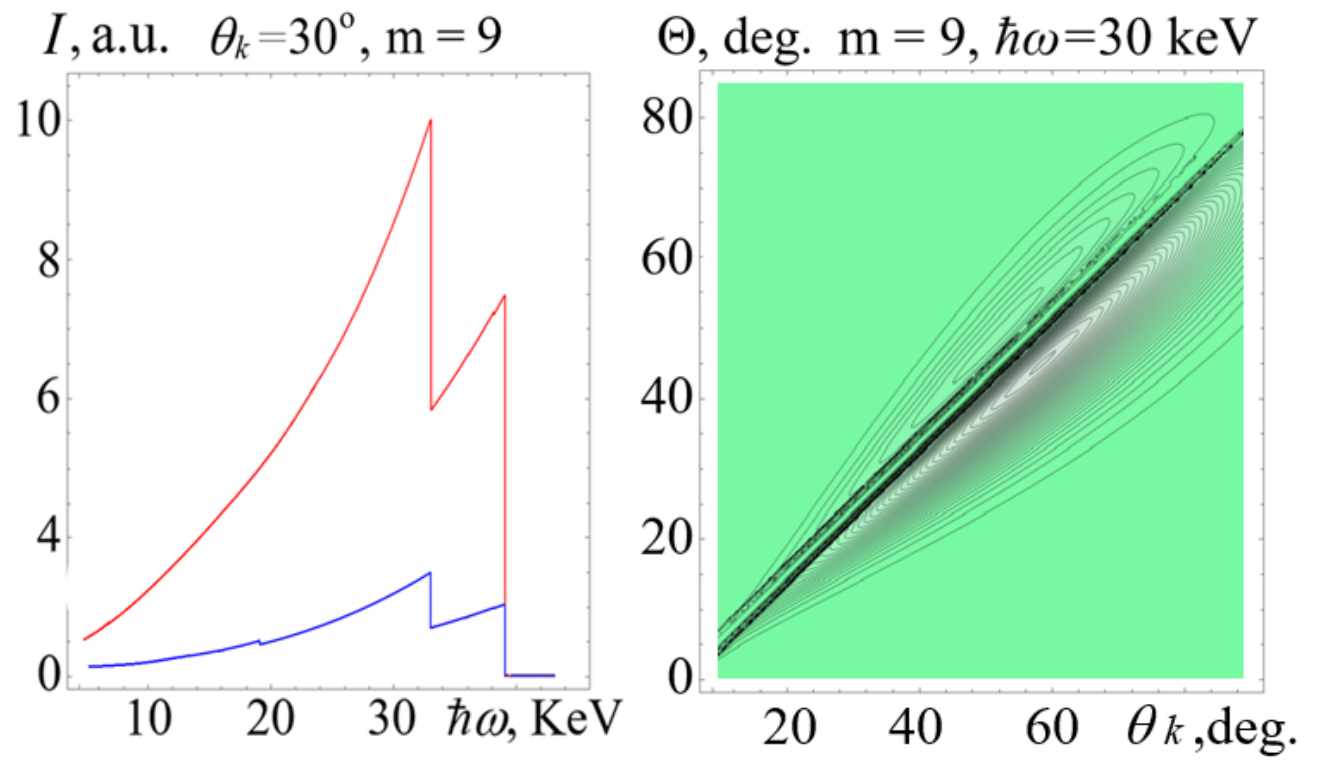


Graphical Abstract

Twisted-photons Spectral-Angular Distribution Emitted by Relativistic Electrons at Axial Channeling

K.B. Korotchenko, Y.P. Kunashenko



Highlights

Twisted-photons Spectral-Angular Distribution Emitted by Relativistic Electrons at Axial Channeling

K.B. Korotchenko, Y.P. Kunashenko

- The probability of X-ray TWcr-photon emission has sharp peaks at certain energies.
- X-ray TWcr-photons are most concentrated at an azimuthal angle equal to their “internal” angle.
- The azimuthal angle determines the direction around which the X-ray TWcr-photons are emitted.

Twisted-photons Spectral-Angular Distribution Emitted by Relativistic Electrons at Axial Channeling

K.B. Korotchenko^{a,*}, Y.P. Kunashenko^{b,1}

^aDivision for Experimental Physics, National Research Tomsk Polytechnic University, 30 Lenina Ave., Tomsk, 634050, Russia

^bDepartment of mathematics, Tomsk State University of Control Systems and Radioelectronics, 40 Lenina Ave., Tomsk, 634050, Russia

Abstract

Within the framework of QED, spectral-angular distribution of the twisted photons emitted by relativistic electrons during axial channeling were investigated.

Keywords: orbital angular momentum of photon, twisted photon, axial channeling radiation

1. Introduction

In our previous work, [1] we investigated the distribution of twisted photons emitted by relativistic electrons during axial channeling. We have developed a theory of the radiation of twisted photons by axially channeled electrons within the framework of quantum electrodynamics. This theory allowed us to draw for the first time the angular distribution of twisted photons emitted by channeled electrons. Here we continue our study of the radiation of twisted photons. Our new goal is the spectral-angular distributions of the photons emitted by axially channeled relativistic electrons.

Twisted photons are not plane waves, but superpositions of plane waves with a certain projection of orbital angular momentum onto its propagation direction [2]. Twisted photons are characterized by longitudinal momentum, modulus of transverse momentum, and projection of total angular momentum onto longitudinal momentum.

The theory of twisted photons within the framework of quantum electrodynamics was developed by Serbo et al. Based on this theory, were developed methods for obtaining beams of twisted photons and possible experiments with them were studied [3, 4, 5]. The generation of twisted photons opens up new possibilities for studying photonuclear reactions and offers new tools in nuclear physics. Twisted radiation has found numerous

applications in both classical and quantum condensed matter optics, high-energy physics, optics, etc. (see for example [6, 2, 7, 8, 9, 10] and references therein).

In Bogdanov et al. ([11, 12, 13, 14, 15, 16] a theory of emission of twisted photons by relativistic charged particles under various conditions was developed. These works are based on the semi-classical approach developed by Baier et al. [17]. The main disadvantage of these works is that they consider the radiation of photons in a strictly forward direction. However, photons can be emitted at any angle relative to the particle's velocity [1].

It is well known that channeling radiation is much more intense than ordinary bremsstrahlung. At present, this effect allows the creation of intense radiation sources [18, 19, 20, 21, 17, 22, 23, 24, 25].

We hope that the channeling of electrons in crystals will also increase the intensity of radiation of twisted photons compared to that in an amorphous target.

Axially channeled electrons have orbital momentum according to both the classical and quantum models. An electron can transfer part of its angular momentum to a photon during emission, causing the photon to become twisted.

2. Twisted-photon radiation probability

Our study of the spectral distribution of twisted photons (TW-photons) emitted by relativistic channeled electrons is based on the results of [1].

From here on we use the notation from the article [1]. According to [1], the probability of TWcr-photon radi-

*Corresponding author

Email addresses: korotchenko@tpu.ru (K.B. Korotchenko), iurii.p.kunashenko@tusur.ru (Y.P. Kunashenko)

¹These author contributed equally to this work.

ation has the form

$$dW_{fi} = \frac{2\pi}{\hbar} |M_{fi}|^2 \delta(\mathcal{E}_i - \mathcal{E}_f - \hbar\omega) \frac{\omega}{c^2} \frac{d\omega d\theta_k}{2\pi^2} \frac{L dp_z}{2\pi\hbar}. \quad (1)$$

The matrix element of TWcr-photon emission M_{fi} is equal to

$$M_{fi}^{cr} = i^{-m} \frac{c\hbar}{2} m_{fi}^{cr} \sqrt{\frac{\alpha}{\pi LR}} \sin \theta_k, \quad (2)$$

$$m_{fi}^{cr} = \sum_{m_s=-1}^1 \int \alpha_{fi} d_{m_s\Lambda}^1(\theta_k) \mathcal{E}_{CR}^{m_s} e^{i(m-m_s)\varphi_k} e^{i\kappa_Z(\varphi_k)Z} d\varphi_k$$

$$\frac{1}{L} \int e^{-i\frac{\Delta p_{fi} Z}{\hbar}} dZ.$$

The vector α_{fi} , can be written as follows [26]

$$\alpha_{fi} = \left(\frac{\Omega_{fi}}{c} \kappa_Y(\varphi_k), \frac{\Omega_{fi}}{c} \kappa_X(\varphi_k), \beta \kappa_X(\varphi_k) \kappa_Y(\varphi_k) \right) \langle XY \rangle_{fi}, \quad (3)$$

where $\beta = v_{||}/c$ ($v_{||}$ is the longitudinal velocity of the electron), $\hbar\Omega_{fi} = \mathcal{E}_i - \mathcal{E}_f$ and $\mathcal{E}_{i(f)}$ are the energies of the $i(f)$ -th transverse quantum state, and $\langle XY \rangle_{fi}$ equals [26]

$$\langle XY \rangle_{fi} = C_{i,n}^{m_i,n_i} C_{f,n}^{m_f,n_f} \frac{(-1)^{m_f+m_i+n_f+n_i} a_p^2}{16\pi^2(m_f - m_i)(n_f - n_i)}. \quad (4)$$

3. TWcr-photon spectral-angular distributions

As in [1, 26] we sum the probabilities of emission of TWcr-photons by the photon helicities.

Similarly [17, 19, 20, 21, 22, 23], we find in [1], that the energy conservation law for TWcr-photons is $\hbar\omega \approx \hbar(\beta c\Delta + \Omega_{fi})$.

After integrating probability (1) over the longitudinal momentum of the electron dp_f , we obtain

$$\frac{dW_{fi}}{d\theta_k d\omega} = \frac{\alpha}{16\pi^3 \beta} \sin \theta_k \langle XY \rangle_{fi}^2 \left(\frac{\omega}{c} \right)^5 |m_{fi}^{cr}(\Theta, \Phi, \theta_k, \omega)|^2. \quad (5)$$

Compared to [11, 12, 13, 14, 15, 16] this probability additionally depends on the angles Θ and Φ describing the direction of the TWcr-photon vector κ_z (for more details, see [1]). The angles Θ and Φ are additional parameters to the usual variables of the TWcr-photon wave function.

Considering that for a total angular momentum (TAM) $m \geq 3$ of a TWcr-photon the probability of its emission is symmetrical to the angle Φ (see [1]), we can average the distribution (5) over this angle. Then for the intensity $dI_{fi} = \hbar\omega dW_{fi}$ we can obtain

$$\frac{dI_{fi}}{d\theta_k d\omega} = \frac{\alpha}{16\pi^3 \beta} \sin \theta_k \langle XY \rangle_{fi}^2 \left(\frac{\omega}{c} \right)^5 |m_{fi}^{cr}(\Theta, \theta_k, \omega)|^2. \quad (6)$$

The resulting equation (6) still depends parametrically on the emission angle Θ of the TWcr-photon, so we call it the spectral-angular distribution. Calculations of the “angular distribution” of TWcr-photons in [1] were carried out for the case $\omega \gg \Omega_{fi}$, i.e. for X-ray TW-photons. We continue to study X-ray TW-photons by calculating their spectral-angular distribution.

Figure 1 shows the calculated spectral-angular distributions of the “intensity”

$$I = \sum_{fi} \frac{dI_{fi}}{d\theta_k d\omega} P_i(\theta_0) \quad (7)$$

TWcr-photons with z -projection of total angular momentum (TAM) $m = 6$ and “internal” angle $\theta_k = 30^\circ$. Here and below, the calculations were performed for electrons with an energy of 10 MeV channeled along the $\langle 100 \rangle$ axes of the Si crystal (as in [1, 26]). We summed the intensity dI_{fi} over all possible transitions of a channeled electron between transverse energy bands and considered the initial population of the bands $P_i(\theta_0)$. Here θ_0 is the angle of the electron’s longitudinal momentum relative to the crystal axes (for more details, see [1, 26]).

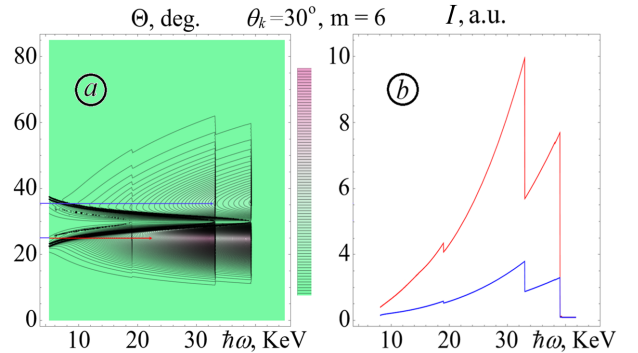


Figure 1: Spectral-angular distribution of X-ray TWcr-photons with TAM z -projection $m = 6$ and “internal” angle $\theta_k = 30^\circ$. a) Dependence of the “intensity” I on TWcr-photon energy $\hbar\omega$ and emission angle Θ (contour plot). b) Dependence of the “intensity” (arbitrary units used) on TWcr-photon energy $\hbar\omega$ for two emission angles, blue line - $\Theta \approx 35.7^\circ$, red line $\Theta \approx 25.4^\circ$.

In Fig.1a, the angles Θ corresponding to the maximum “intensity” are shown by colored arrows. Respectively, in Fig.1b, the distributions of the “intensity” of X-ray TWcr-photons emitted at these angles are indicated by lines of the same color.

Figs.2 and 3 show the calculated spectral-angular distributions of the “intensity” I of X-ray TWcr-photons with z -projection of TAM $m = 3$ and $m = 9$ for the same “internal” angle $\theta_k = 30^\circ$.

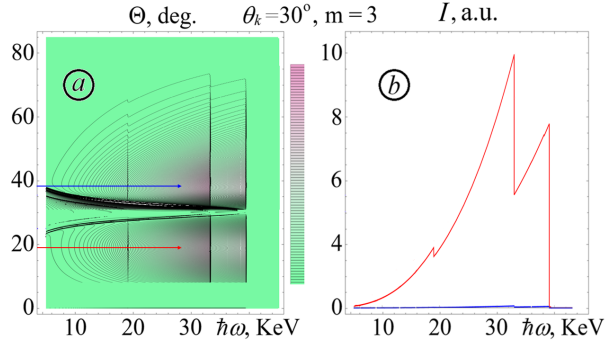


Figure 2: The same as Fig.1 but for $m = 3$ and $\theta_k = 30^\circ$; $\Theta \approx 37.8^\circ$ (blue line) and $\Theta \approx 19.3^\circ$ (red line).

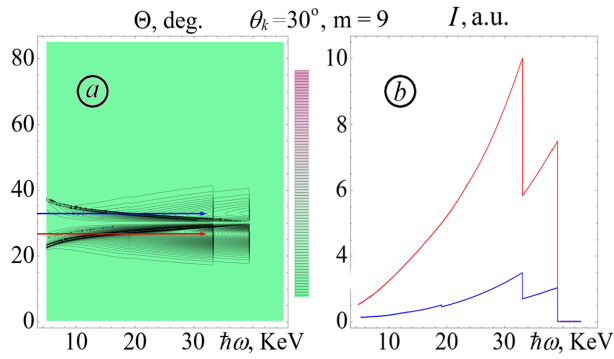


Figure 3: The same as Fig.1 but for $m = 3$, $\theta_k = 30^\circ$; $\Theta \approx 33.4^\circ$ (blue line) and $\Theta \approx 26.4^\circ$ (red line).

The most surprising result presented in Figs.1 - 3 is that the value “internal” angle θ_k precisely defines the azimuthal angle Θ , near which X-ray TWcr-photons are emitted.

Moreover, to verify this, calculations of the spectral-angular distributions of X-ray TWcr-photons with an “internal” angle $\theta_k = 60^\circ$ were performed. The results are shown in Fig.4.

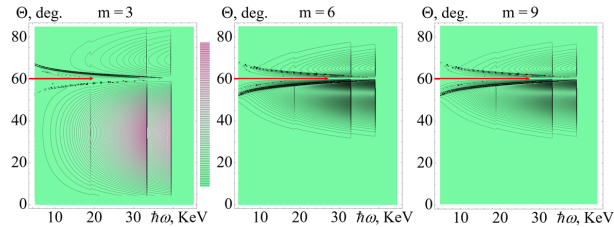


Figure 4: Spectral-angular distribution of X-ray TWcr-photons with TAM z -projection $m = 3, 6, 9$ and “internal” angle $\theta_k = 60^\circ$.

The following conclusions can be drawn:

- the value of the azimuthal angle $\Theta_O = \theta_k$ deter-

mines the direction around which the X-ray TWcr photons are emitted. (in Figs.1 - 4 the angle Θ_O corresponds to the space between the black lines²)

- the “intensity” I of TWcr-photons emitted at angles $\Theta < \Theta_O$ is significantly greater than that of TWcr photons emitted at angles $\Theta > \Theta_O$.

These results can be visualized as a contour plot of the “intensity” $I = I(\Theta, \theta_k)$ of TWcr-photons (see Fig.5).

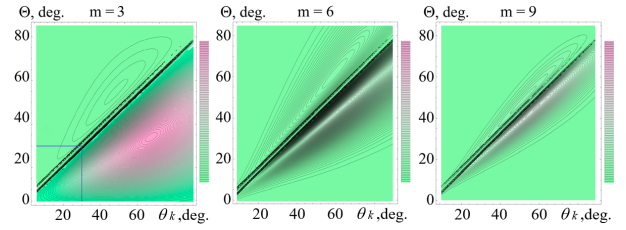


Figure 5: Contour plot for “intensity” $I = I(\Theta, \theta_k)$ of TWcr-photons with TAM z -projection $m = 3, 6, 9$ and energy $\hbar\omega = 30\text{KeV}$.

From the above, it follows that the TWcr-photon radiation at an angle Θ_O looks as if the TWcr-photon cone is directed along the crystal axis, and the internal angle of the photon is equal to $2\theta_k$.

This result follows from the work [1]. Indeed, the matrix element of radiation contains the following expression (see [1] Eq. (26))

$$\text{int} J_{m_o} = \int_0^\infty e^{iZ(\Delta-A)} J_{m_o}(ZB) dZ = \mathcal{H}[\Delta - A] \frac{i}{\sqrt{(\Delta - A)^2 - B^2}} \left(\frac{iB}{\sqrt{(\Delta - A)^2 - B^2} + \Delta - A} \right)^{m_o}, \quad (8)$$

where $\mathcal{H}[\dots]$ is Heaviside step function, $A = (\omega/c) \cos \Theta \cos \theta_k$, $B = (\omega/c) \sin \Theta \sin \theta_k$, $\Delta = \Omega(\sin \Theta \sin \theta_k + \cos \Theta \cos \theta_k)/(1 - \beta)c\hbar$.

The denominator contains the next term $(\Delta - A)^2 - B^2$, which is equal to

$$f(\Theta, \theta_k) = \frac{\cos(\Theta - \theta_k)^2}{2(\beta - 1)^2} \times (2 + \beta(-4 \cos \Theta \cos \theta_k + \beta \cos 2\Theta + \cos 2\theta_k)). \quad (9)$$

It is easy to see that this value is minimal when the condition $\Theta = \theta_k$ is met (see Fig.6).

This means that the matrix element, and therefore the probability of radiation, is maximum when the condition $\Theta = \theta_k$ is fulfilled.

²These lines are the contour lines of a contour plot, which are very close to each other.

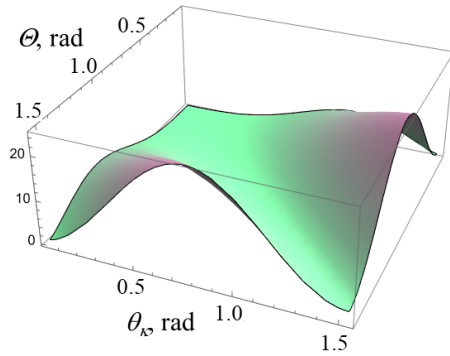


Figure 6: Dependence of the function $f(\Theta, \theta_k)$ on the angles Θ and θ_k .

4. Conclusion

Within the framework of QED, the spectral-angular distributions of twisted photons emitted by relativistic electrons during the axial channeling are investigated.

In summary, we note:

- As a function of energy, the probability of TWcr-photon emission has sharp peaks at certain energies. The positions of these peaks are the same as those of the peaks for ordinary CR (see Fig.1 - 3).
- The distribution of TWcr-photon has a maximum at $\Theta = \theta_k$. The “intensity” I (7) of TWcr-photons emitted at angles $\Theta \leq \theta_k$ is significantly greater than at angles $\Theta \geq \theta_k$. The TWcr-photon radiation at an angle Θ looks as if the TWcr-photon is emitted along the crystal axis, and the internal angle of the photon is equal to $2\theta_k$.

In this work, we investigated a TWcr-photon’s emission during the axial channeling of electrons at a large angle to the crystal axis. The case of radiation at small angles will be considered in a separate article.

References

- [1] K.B. Korotchenko, Yu.P. Kunashenko, *Radiation Physics and Chemistry* 223 (2024) 111940, <https://doi.org/10.1016/j.radphyschem.2024.111940>
- [2] Knyazev, B.A., Serbo, V.G., 2018. *Uspekhi Fizicheskikh Nauk* 61 (05), <http://dx.doi.org/10.3367/UFNr.2018.02.038306>
- [3] Jentschura, U.D., Serbo, V.G., 2011a. *Eur. Phys. J. C* 71, <http://dx.doi.org/10.1140/epjc/s10052-011-1571-z>
- [4] Jentschura, U.D., Serbo, V.G., 2011b. *Phys. Rev. Lett.* 106, 013001. <http://dx.doi.org/10.1103/PhysRevLett.106.013001>
- [5] Scholz-Marggraf, H.M., Fritzsche, S., Serbo, V.G., Afanasev, A., Surzhykov, A., 2014. *Phys. Rev. A* 90, 013425. <http://dx.doi.org/10.1103/PhysRevA.90.013425>

- [6] Hernandez-Garcia, J. Vieira, J. Mendonca, L. Rego, J. San Roman, L. Plaja, P. Ribic, D. Gauthier, A. Picon, *Photonics* 4(2) (2017) 28, <https://doi.org/10.3390/photonics4020028>
- [7] A. Afanasev, V.G. Serbo, M. Solyanik, <https://arxiv.org/abs/1709.05625> (2017)
- [8] E.G. Abramochkin, V.G. Volostnikov, *Phys. Usp.* 47 (12) 1177 (2004) DOI: <https://doi.org/10.1070/PU2004v047n12ABEH001802>
- [9] J.P. Torres, L. Torner, *Twisted Photons: Applications of Light with Orbital Angular Momentum* (New York: Wiley-VCH, 2011) ISBN: 978-3-527-40907-5
- [10] D.L. Andrews, M. Babiker, *The Angular Momentum of Light* (Cambridge Univ. Press, 2012) DOI: <https://doi.org/10.1017/CB09780511795213>
- [11] Bogdanov, O.V., Kazinsky, P.O., Lazarenko, G.Yu., 2018. <https://arxiv.org/abs/1803.03447>
- [12] Bogdanov, O.V., Kazinsky, P.O., Lazarenko, G.Yu., 2018. *Phys. Rev. A* 97, 033837. <http://dx.doi.org/10.1103/PhysRevA.97.033837>
- [13] Bogdanov, O.V., Kazinsky, P.O., Lazarenko, G.Yu., 2019. *Phys. Rev. D* 99, 116016. <http://dx.doi.org/10.1103/PhysRevD.99.116016>
- [14] Bogdanov, O.V., Kazinsky, P.O., Lazarenko, G.Yu., 2020. *Eur. Phys. J. Plus* 135, 901. <http://dx.doi.org/10.1103/PhysRevE.104.024701>
- [15] Bogdanov, O.V., Kazinsky, P.O., Lazarenko, G.Yu., 2020. *JINST* 15, C04008. <http://dx.doi.org/10.1088/1748-0221/15/04/C04008>
- [16] Bogdanov, O.V., Kazinsky, P.O., Lazarenko, G.Yu., 2021. *Phys. Rev. E* 104, 024701. <http://dx.doi.org/10.1103/PhysRevE.104.024701>
- [17] V.N. Baier, V.M. Katkov, V.M. Strakhovenko, *Electromagnetic Processes at High Energy in Oriented Single Crystals* (Singapore World Scientific Pub. Co. 1998)
- [18] H. Überall, *Phys. Rev.* 103, 1055 (1956) DOI: <https://doi.org/10.1103/PhysRev.103.1055>
- [19] M.A. Kumakhov, *On the theory of electromagnetic radiation of charged particles in a crystal*, *Phys. Lett. A* 57, 17 (1976), DOI: [https://doi.org/10.1016/0375-9601\(76\)90438-2](https://doi.org/10.1016/0375-9601(76)90438-2)
- [20] V.G. Baryshevsky, *Channeling, Radiation and Reactions in Crystals under High Energy* (Publishing house of Belarusian State University, Minsk, 1982, in Russian; https://www.researchgate.net/publication/319543769_Channeling_Radiation_and_Reactions_in_Crystals_under_High_Energy, in English)
- [21] V.A. Bazylev, N.K. Zhevago, *Radiation of Fast Particles in Matter and External Fields*, (Moscow, Nauka, 1987, in Russian)
- [22] A.I. Akhiezer, N.F. Shul’ga, *High-Energy Electrodynamics in Matter* (Gordon and Breach, Amsterdam, 1996) ISBN: 9789812817532
- [23] J.C. Kimball, N. Cue, *Quantum electrodynamics and channeling in crystals*, *Phys. Rep.* 125 69 (1985), DOI: [https://doi.org/10.1016/0370-1573\(85\)90021-3](https://doi.org/10.1016/0370-1573(85)90021-3)
- [24] M.A. Kumakhov, F.F. Komarov, *Radiation from Charged Particles in Solids* (AIP, New York, 1989) ISBN: 0883186004
- [25] P. Rullhusen, X. Artru, P. Dhez, *Novel Radiation Sources Using Relativistic Electrons: From Infrared to X-rays* (Publ. World Sci, 1998) DOI: <https://doi.org/10.1142/3398>
- [26] K.B. Korotchenko, Yu.P. Kunashenko, S.B. Dabagov, *On angular features of axial channeling radiation in crystals*, *Eur. Phys. J. C* (2022) 82:196, <https://doi.org/10.1140/epjc/s10052-022-10147-w>