

Transforming Chatbot Text: A Sequence-to-Sequence Approach

Natesh Reddy* Mark Stamp*[†]

June 17, 2025

Abstract

Due to advances in Large Language Models (LLMs) such as ChatGPT, the boundary between human-written text and AI-generated text has become blurred. Nevertheless, recent work has demonstrated that it is possible to reliably detect GPT-generated text. In this paper, we adopt a novel strategy to adversarially transform GPT-generated text using sequence-to-sequence (Seq2Seq) models, with the goal of making the text more human-like. We experiment with the Seq2Seq models T5-small and BART which serve to modify GPT-generated sentences to include linguistic, structural, and semantic components that may be more typical of human-authored text. Experiments show that classification models trained to distinguish GPT-generated text are significantly less accurate when tested on text that has been modified by these Seq2Seq models. However, after retraining classification models on data generated by our Seq2Seq technique, the models are able to distinguish the transformed GPT-generated text from human-generated text with high accuracy. This work adds to the accumulating knowledge of text transformation as a tool for both attack—in the sense of defeating classification models—and defense—in the sense of improved classifiers—thereby advancing our understanding of AI-generated text.

1 Introduction

Recent developments of Large Language Models (LLMs) such as GPT-4 [1], Claude [2], and PaLM [6], can be viewed as major advances in the field of Natural Language Processing (NLP). The capabilities of machines to understand and generate output that is similar of the text written by humans has been revolutionized by these models. While this progress has numerous applications, it also brings a new set of challenges. For example, the task of distinguishing

*Department of Computer Science, San Jose State University

[†]mark.stamp@sjsu.edu

AI-generated text from human-written content has become more difficult. In addition, LLMs raise other concerns, including accountability, misuse, and fairness, highlighting the urgent need to strengthen detection capabilities [33].

Researchers have developed classification systems to detect AI-generated content by analyzing linguistic features, structural patterns, and semantic cues [36]. Although these systems perform well on clean datasets, they may be vulnerable to adversarial attacks. A recent study [16] revealed that small modifications to AI-generated text can significantly reduce detection accuracy. This highlights a critical weakness in AI-generated text detection techniques used today.

In this research, we consider the use of a sequence-to-sequence (Seq2Seq) modeling approach, with the goal of transforming AI-generated text to a more human-like form. We fine tune popular Seq2Seq models to modify GPT output, introducing more human-like characteristics, including more varied sentence structure, natural transitions, and increased linguistic diversity.

The research presented in this paper is focused on the following problems.

- First, we consider an adversarial attack, where we use Seq2Seq models to transform GPT-generated text, with the goal of making it more difficult to distinguish from human-generated text. We measure the success of this Seq2Seq approach by evaluating how well models trained to distinguish GPT-generated text from human text perform when the GPT-generated text is replaced by our Seq2Seq-transformed text.
- We then explore ways to improve the robustness of classifiers against such adversarial attack by training classifiers on our Seq2Seq-transformed text.

Our research provides a practical adversarial attack strategy, while also serving as a data augmentation technique that can be used to improve classification accuracy.

The remainder of this paper is organized as follows. In Section 2 we discuss relevant related work, with the focus on recent advances in the field of AI text detection and text transformation techniques. Then in Section 3, we provide relevant background information on classification models, word embedding techniques, and the dataset used in our research. Section 4 presents our proposed methodology using Seq2Seq models, including the training process and evaluation metrics. In Section 5 we present our experimental results. Finally, Section 6 provides a summary of our findings and we discuss future research directions.

2 Related Work

Continued improvements in Large Language Models (LLMs) has sparked interest in methods to distinguish AI-generated text from human writing. Early methods like [35] mostly rely on comparing linguistic features and semantic patterns, while more recent approaches incorporate techniques such as word embeddings and transformer-based classifiers.

Researchers have also implemented text transformation techniques to defeat classifiers. In this vein of research, Generative Adversarial Networks (GANs) are

a powerful approach. However, in recent studies, Seq2Seq models such as T5 [24] and BART [19] have demonstrated that such models can improve on GANs in transformation tasks.

Generative Pre-Trained Transformers (GPT) can produce output that appears to be very similar to human writing. Such models have the ability to generate contextually appropriate text that is similar in structure, grammar, and fluency to human writing. However, there are subtle differences in stylistic patterns, word usage, complexity of sentences, and other structural features [35]. AI-generated text often lacks the natural flow, diversity in sentence structure, and emotional tone that are common in human-written content. These differences have been used to build detection systems that rely on semantic content analysis.

Word embeddings serve to convert words into a vector representation that captures both semantic meaning and syntactic structure. This has played a crucial role in enabling machine learning models to understand and process text, and word embeddings can serve as effective features for a wide variety of NLP tasks [30]. Embeddings are especially valued for their ability to encode surprisingly accurate syntactic and semantic relationships between words [22].

There are various embedding models, each with their unique strengths. For instance, Word2Vec [22] determines word relationships by using context-focused methods, including Continuous Bag-of-Words (CBOW) and Skip-Gram. In contrast, GloVe [23] derives embeddings based on how often words appear together, thus allowing for a better understanding of context. Bidirectional Encoder Representations from Transformers (BERT) [8] revolutionized the field by considering bidirectional context. BERT identifies language details missed by earlier methods, including Word2Vec and GloVe. This allows BERT to better understand linguistic cues and semantic meaning, leading to major improvements in a wide range of NLP applications.

It has been previously demonstrated in studies such as [35] and [32], that embeddings can significantly improve classification accuracy, especially when paired with learning architectures such as Multilayer Perceptrons (MLPs) or Long Short-Term Memory (LSTM) networks. These approaches are known to perform well, however, they are sometimes vulnerable to adversarial attacks [9].

Seq2Seq models have become a foundational technique in NLP. Examples of the use of such models include machine translation, text summarization, and style transfer. Seq2Seq architectures are effective at handling variable-length input and output, which makes them suitable for a wide range of transformation tasks. The work in [28] demonstrated the capability of Seq2Seq models by surpassing traditional phrase-based statistical machine translation systems. The effectiveness of Seq2Seq models for transforming AI-generated text into more human like text is a primary focus of the research in this paper.

Data augmentation is a common strategy to increase the performance and generalization of text classification models. Traditional augmentation methods try to introduce diversity to textual data without altering the core meaning. This can be done by synonym substitution, for example. These methods can

also help prevent overfitting and make models more robust. In the field of text generation, style transfer mechanisms can be used to create new, augmentation samples [4].

The challenging task of detecting AI-generated text is relevant across multiple domains [12]. Here, we highlight a few such domains.

Content Moderation and Misinformation Detection — Since the amount of AI-generated data is increasing daily, to prevent the spread of misinformation and protect the integrity of social media platforms, it is important to be able to detect and flag AI-generated content [11].

Education and Academic Integrity — Detection systems that are more robust are needed to protect academic integrity. For example, AI writing tools are capable of completing assignments with minimal input from a student, and hence academic institutions need better methods to identify and flag AI-generated submissions [14].

Authorship Attribution — Determining the authorship of content is critical in many scenarios including, for example, legal cases, intellectual property disputes, and online investigations [21]. Tools that can differentiate between AI-generated and human-generated content can aid the task of authorship verification.

Content Personalization — Businesses have started relying on chatbots and automated writing tools for the purpose of improving user engagement. More human-like AI-generated content would be useful in this context [26].

Cybersecurity — Content that is generated by an LLM can make the task of detecting phishing email and related scams more challenging, since such scams can be customized for each user [13]. Therefore, robust detection systems need to be able to identify AI-generated content.

Journalism and Media — Some media outlets have begun experimenting with AI-written articles. AI detection systems can play a vital role in ensuring that readers know the true origin of content [18].

In summary, the vast improvements in the quality of AI-generated text provided by LLMs bring both benefits and new challenges. In this research, we focus on the challenge of detecting AI-generated text. In the next section, we turn our attention to the techniques used in our experiments, and in subsequent sections we discuss our methodology in detail and provide our experimental results.

3 Background

This section serves as an overview of the various learning techniques used in our experiments. We start by reviewing the classification models that we use. Then we look at the word embedding techniques that we consider, which are essential for transforming textual data into a format that is more useful for machine

learning models. We also introduce the Sequence-to-Sequence models that we use to transform AI text into a more human-like form.. Lastly, we discuss the dataset that we use in our experiments.

3.1 Classification Models

For classification of text, we consider both classic machine learning (ML) and deep learning (DL) models. The classic ML techniques that we consider are Logistic Regression, Random Forest, and XGBoost, while the DL techniques are Multilayer Perceptron, a Deep Neural Network, and Long Short-Term Memory networks.

3.1.1 Logistic Regression

Linear Regression (LR) is computationally inexpensive, the results are interpretable, and the technique often performs surprisingly well in practice. LR models the probability that the input belongs to a particular class by applying the sigmoid function to a linear combination of input features. Although it is an extremely simple model, LR performs well when the data is linearly separable, and it is often used to establish a baseline for more advanced learning models [3].

3.1.2 Random Forest

Random Forest (RF) is an ensemble-based learning technique based on decision trees. While decision trees are simple, they tend to overfit the data. Random Forests avoid this overfitting issue by training a large number of decision trees on subsets of the data and features—a process known as bagging. Random Forests are known for their robustness, generalization capabilities, their ability to handle noisy and high-dimensional data, and they often achieve results that are competitive with costly DL techniques [27].

3.1.3 XGBoost

Boosting is a general ensemble technique that combines relatively weak models into a single, much stronger model. Extreme Gradient Boosting (XGB) builds an ensemble of decision trees sequentially—each new tree that is added is selected so as to maximize the improvement in the overall model. XGB supports efficient parallel computation and reduces overfitting by the use of regularization, and it has become one of the most widely used models in real-world ML applications, due to its performance and efficiency [5].

3.1.4 Multilayer Perceptron

Multilayer Perceptron (MLP) is a fully connected feedforward artificial neural network. An MLP includes an input layer, an output layer, and one or more

hidden layers. Nonlinear activation function are applied to each layer which enables the network to learn complex patterns. MLP is a fundamental deep learning approach that performs well for many tasks, although MLPs are not designed to effectively deal with sequential dependencies [34].

3.1.5 Deep Neural Network

We use the term Deep Neural Network (DNN) to refer to an MLP architecture with multiple hidden layers. As compared to a (shallow) MLP, a DNN is more capable of learning complex patterns, but DNNs require more training data, and they are more costly to train. DNNs have been widely used in various NLP tasks.

3.1.6 Long Short Term Memory Models

Long Short Term Memory (LSTM) models were introduced to handle vanishing and exploding gradients, which are inherent problems in generic Recurrent Neural Networks (RNN). An LSTM architecture is a highly specialized form of RNN that includes a complex gating structure. These gates serve to regulate updates to and from long-term memory, thereby mitigating the aforementioned gradient issues. LSTMs are a strong choice for a variety of NLP tasks, since they can effectively account for sequential dependencies [31].

3.2 Word Embeddings

As mentioned above, word embeddings are a core component in most NLP systems. The purpose of word embeddings is to preserve semantic and syntactic meaning when converting textual data into numerical vectors. Machine learning models generally perform much more effectively when embeddings are used. In this context, word embeddings can be viewed as a feature engineering step that serves to provide improved data to the downstream learning model. This section provides a brief overview of the three word embedding techniques that we employ, namely, Word2Vec, GloVe, and BERT.

3.2.1 Word2Vec

Word2Vec trains a simple neural network model on text, and then uses the weights of the model as vector representations of the input words. Words that are closer together (in terms of cosine similarity) in the resulting vector representation are semantically more closely related. Continuous Bag-of-Words (CBOW) and Skip-Gram approaches are supported in Word2Vec. The Skip-Gram technique uses a target word to predict its context, while CBOW predicts the target word based on the surrounding context. We use CBOW for our Word2Vec embeddings, since it tends to perform better on larger datasets [22].

3.2.2 GloVe

Global Vectors for Word Representation (GloVe) is another popular method for generating word embeddings. GloVe builds a word-context co-occurrence matrix from a large corpus and learns word vectors by factorizing the resulting matrix. This approach captures global statistics related to word usage by minimizing the difference between co-occurrence probabilities and the dot product of corresponding word vectors. The generated embeddings are rich in both semantic and syntactic information, the vectors are dense, and GloVe vectors encode meaningful relationships into the embedding space [23].

3.2.3 BERT

Bidirectional Encoder Representations from Transformers (BERT) provides contextual embeddings, that is, the same word can have different representation depending on the surrounding context. Note that this is in contrast to Word2Vec and GloVe, both of which assign a single vector per word. As the name suggests, BERT processes text bidirectionally, using transformer encoders. The use of Masked Language Modeling (MLM) and Next Sentence Prediction (NSP) techniques, enable BERT to learn deeper linguistic patterns. BERT embeddings have enabled models to understand complex sentence structures, and hence this technique is responsible for significant advances in NLP [8].

3.2.4 T5-Small

Text-to-Text Transfer Transformer (T5) is an encoder-decoder model. T5 has achieved state of the art results across a diverse range of NLP tasks, including translation, summarization, and text classification [24]. We use the T5-small model, due to its balance between performance and computational efficiency. By fine-tuning the pretrained T5-small model, we aim to use it to transform our GPT-generated text into a style that is more similar to that of human written content. Examples of our T5-transformed text appear in the Appendix.

3.2.5 BART

Bidirectional and Auto-Regressive Transformers (BART) is a denoising autoencoder, which was introduced for training sequence to sequence models. BART is particularly efficient for text generation tasks, as it combines the bidirectional encoder of BERT with an autoregressive decoder of GPT. In BART, an arbitrary noise function is used to modify the text, which is then used to train BART to generate the original text. This method allows the model to learn complex dependencies in text [19].

We fine-tune a pretrained BART model. As with T5-small, our purpose for using BART is to generate more fluent, coherent, and human-like text from a dataset of AI-generated text. Examples of our BART-transformed text appear in the Appendix.

3.3 Dataset

The dataset used in this work was introduced in [10], where it was created for the task of distinguishing between human-written and chatbot-generated content. The dataset is an ideal fit for the research presented in this paper, since it includes a large amount of human written content and corresponding GPT-generated text.

The original dataset includes two classes, namely, human-generated text and GPT-generated text. The human-written samples were sourced from the publicly available WikiHow dataset [17]. Each GPT-generated text was created using a structured prompt, based on a human-written sample. Table 1 summarizes the key statistics of the dataset. We observe that GPT-generated paragraphs are typically longer and more verbose in comparison to human written text. Occasionally, the GPT model also produced multi-paragraph output for a single prompt, contributing to a slightly higher total paragraph count in the GPT class. See [10] for additional details on this dataset.

Table 1: Dataset details

Class	Paragraphs	Words	Characters	Average words per paragraph
Human	784,636	54,005,604	307,005,548	68.83
ChatGPT	920,259	75,474,378	474,396,685	82.01

4 Methodology

In an effort to make GPT-generated text more similar in tone and structure to human-written content, we use a Seq2Seq-based transformation pipeline. As opposed to relying on adversarial training with GANs, our method relies on the powerful transformer-based encoder-decoder models T5-small and BART to perform controlled style transfer. The goal is to preserve the semantic meaning of the input, while transforming surface characteristics to more closely resemble human-authored writing.

Our Seq2Seq models are fine-tuned in a supervised manner using paired datasets. Each input is a GPT-generated sentence prefixed with a task-specific instruction (i.e., “humanize”) and the corresponding target is the human-written version which was taken from the same semantic context. This formulation allows us to take advantage of the text-to-text transformation capabilities of T5 and BART.

We use an 80:20 split for training and evaluation. All experiments are based on balanced data consisting of 10,000 samples (i.e., 5,000 samples from each class), which implies that accuracies are based on 2,000 samples.

Text is tokenized using model-specific tokenizers. Once tokenized, the token sequence is then padded or truncated to a specified maximum sequence length. After analyzing the distribution of the text in our dataset, as shown in Table 2,

we chose the maximum sequence length to be 512 to align with the model positional encoding limit and to maintain consistency with pretrained configurations. Both T5-small and BART tend to overfit when trained on short sequences, so we chose the length to capture the widest possible range of sequence lengths. The input and target sequences both are encoded into token IDs, and attention masks are applied before being passed to the model. The attention masks are automatically generated during tokenization to differentiate between tokens and padded positions. Each token represents a sub-word unit derived from the tokenizers vocabulary. Depending on the tokenizer (e.g., T5 or BART), a single token may correspond to a whole word, a part of a word, or punctuation. These sub-word level tokenizations enable the model to handle rare words and morphological variations more effectively.

Table 2: Distribution of text in dataset

Dataset	Sequence length		
	Minimum	Maximum	Average
Human-generated	16	478	129.31
GPT-generated	21	252	135.99

To prevent overfitting, we also use AdamW (Adam with Weight decay) as our optimizer [20]. A linear learning rate scheduler with warm-up steps is also applied to improve convergence. This helps causes the learning rate to gradually increases during the early steps before decaying linearly. To reduce memory usage and training time, we enabled 16-bit floating point (FP16) precision during training. This lower-precision representation of weights significantly reduces GPU memory consumption while maintaining comparable model performance, and is especially effective for transformer-based architectures like T5 and BART.

We train each model up to a maximum of 20 epochs, saving a checkpoint at each epoch. We apply early stopping based on the model loss to reduce needless computation and to avoid overfitting. Additionally, we apply label smoothing, a regularization technique that prevents the model from becoming overly confident in its predictions. Instead of assigning a probability of 1 to the correct class and 0 to all others, label smoothing distributes a small portion of the probability to incorrect classes. This improve generalization and mitigates overfitting.

Cross-entropy between the predicted token probabilities and target sequence tokens is used as the loss function. Since the output is a sequence of tokens, the model learns to generate each word step-by-step, conditioned on the previous output and the encoded representation of the input.

During inference, we use decoding strategies of beam search and top- k /top- p sampling with repetition penalty to generate the humanized version of GPT text. These strategies control how the model selects the next word in a sequence, balancing fluency and diversity in the generated text. The output is then passed through a post-processing step to remove padding sequences and to decode the token IDs back to natural language.

Using our trained T5-small and BART Seq2Seq models, two new datasets are created, which we refer to as the T5-generated dataset and the BART-generated dataset. Note that this gives us a total of four distinct datasets—in addition to the T5-generated and BART-generated datasets, we have a human-generated dataset consisting of WikiHow paragraphs, and the GPT-generated dataset from [10] that was derived from the human-generated data. Note also that both the T5-generated and BART-generated datasets are post-processed versions of the GPT-generated dataset.

For all of our classification experiments, we test each of the embedding techniques discussed in Section 3, namely, Word2Vec, GloVe, and BERT. For each embedding technique, we experiment with all of the classifiers discussed in Section 3, namely, LR, RF, XGB, MLP, DNN, and LSTM. We use accuracy to evaluate the results of all of our experiments.

5 Experiments and Results

In this section, we present our experimental results. We conduct extensive experiments for each of the following cases.

Baseline — For our baseline case, we train and test classification models to distinguish human-generated text from GPT-generated text.

Baseline Models Tested on Transformed Text — As a second set of experiments, we test the classification models derived in the baseline case to determine how well they can distinguish human-generated text from our T5-generated data and our BART-generated data. This case determines how well these Seq2Seq transformation techniques perform, with respect to defeating classifiers that have been trained to distinguish human-generated from GPT-generated text.

Models Retrained on Transformed Text — As a final case, we train and test classification models to distinguish human-generated text from our Seq2Seq-generated text. This case provides insight into the nature of our T5-generated and BART-generated data. Specifically, this case is designed to determine how successful our T5-small and BART models are in “humanizing” the GPT-generated text.

In the first case, we train six learning models on three different embeddings for a total of 18 experiments. In both of the latter two cases, these same combinations are tested with both T5-small and BART transformations, for a total of 36 experimental in each case. Thus, we have a total of 90 distinct experiments.

5.1 Baseline Results

In this case, we train and test on the human-generated and GPT-generated text, using each of Word2Vec, GloVe, and BERT embeddings for each of the LR, RF,

XGB, MLP, DNN, and LSTM models. The accuracies obtained for all of these experiments are given in Table 3. We observe that BERT embeddings for the DNN model perform best, while DNN is consistently best for each embedding technique, while MLP performs nearly as well as DNN.

Table 3: Baseline accuracies

Embedding	Model	Accuracy
Word2Vec	LR	0.9300
	RF	0.9205
	XGB	0.9345
	MLP	0.9395
	DNN	0.9490
	LSTM	0.9315
GloVe	LR	0.9510
	RF	0.9535
	XGB	0.9600
	MLP	0.9730
	DNN	0.9740
	LSTM	0.9605
BERT	LR	0.9825
	RF	0.9585
	XGB	0.9720
	MLP	0.9820
	DNN	0.9840
	LSTM	0.8495

Figure 1 gives confusion matrices for all classification models in the baseline case, based on GloVe embeddings. We observe that the misclassifications of human text as GPT text and the misclassifications of GPT-generated text as human are nearly balanced in all cases. As with all three embedding techniques, for this baseline case, DNN performs best, with MLP being a close second.

5.2 Baseline Models Tested on Transformed Text

In this case, we first generate a transformed GPT-generated dataset by passing the data through our fine-tuned T5-small Seq2Seq model, and we generate a second transformed dataset by passing the GPT-generated data through our fine-tuned BART Seq2Seq model. We then test each of the six classification models trained in the baseline case on these transformed samples, with the human-generated data again serving as the other class in each of these binary classification experiment. Table 4 summarizes the results obtained for all of these classification experiments.

Figure 2 gives confusion matrices for all classification models in the case where T5-small is used to transform the GPT-generate text, based on GloVe embeddings. All models except LR have more misclassifications of human text as GPT text than the converse.

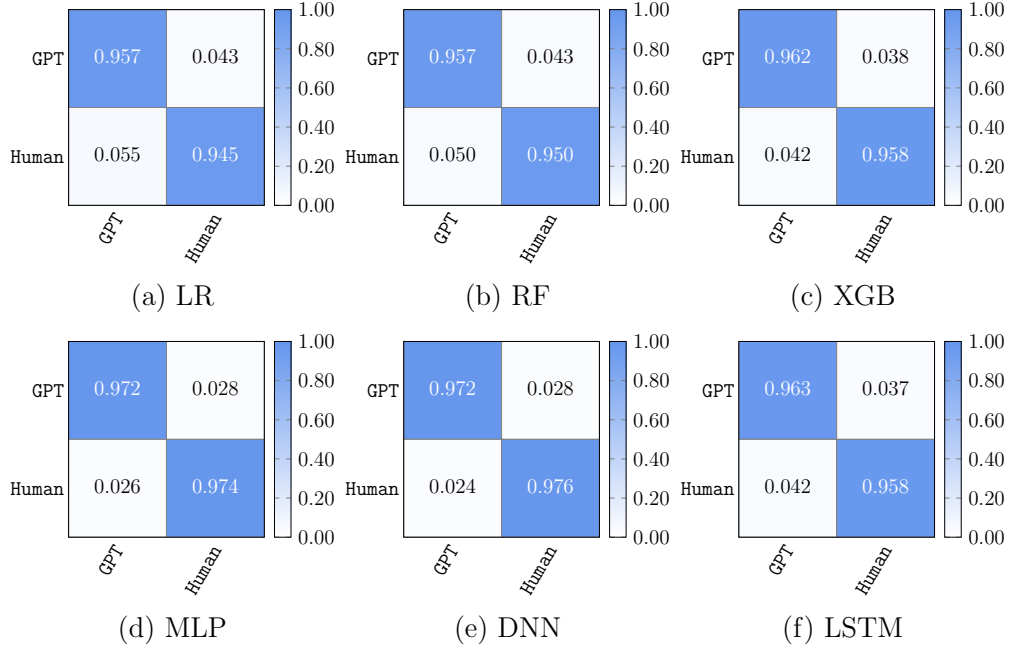


Figure 1: Baseline confusion matrices (GloVe embeddings)

Table 4: Accuracy on transformed text

Embedding	Model	Accuracy	
		T5-small	BART
Word2Vec	LR	0.7650	0.7710
	RF	0.7505	0.7680
	XGB	0.7830	0.7590
	MLP	0.7860	0.7730
	DNN	0.7890	0.7950
	LSTM	0.7515	0.7630
GloVe	LR	0.7840	0.7880
	RF	0.7910	0.7950
	XGB	0.8060	0.7840
	MLP	0.8275	0.8150
	DNN	0.8280	0.8220
	LSTM	0.7990	0.8010
BERT	LR	0.8385	0.8715
	RF	0.8330	0.8685
	XGB	0.8420	0.8720
	MLP	0.8520	0.8860
	DNN	0.8940	0.9080
	LSTM	0.7195	0.7295

For ease of comparison, we present the results from Tables 3 and 4 in bar graph form in Figure 3. We observe that for Word2Vec embedding there is a consistent decrease in accuracy, with the minimum decrease being for the XGB

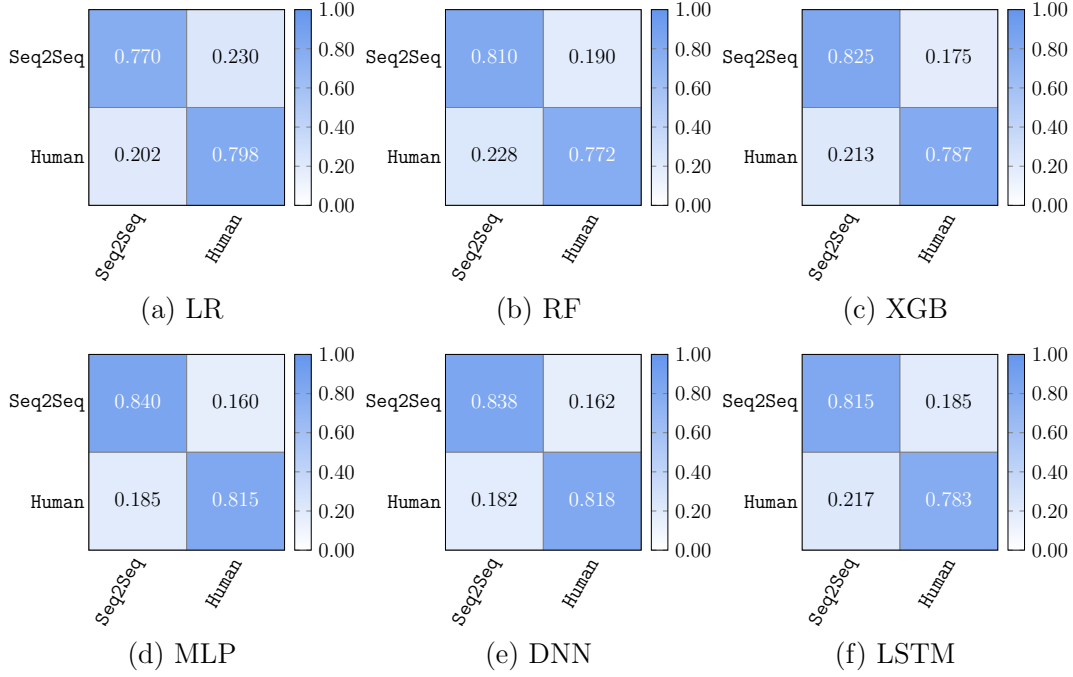


Figure 2: Confusion matrices after transformation (GloVe and T5-small)

model and T5-small transformation which yields a change of

$$\frac{0.9345 - 0.7830}{0.9345} = 16.2\%$$

On the other hand, the maximum decrease in accuracy occurs for the LSTM model and T5-small transformation, which yields a change of

$$\frac{0.9315 - 0.7515}{0.9315} = 19.3\%$$

For four of the six classifiers, T5-transformed data results in a slightly greater drop in accuracy, as compared to BART.

For GloVe embeddings, a similar trend is observed, with the accuracy decrease being in the range of 14.9% (MLP and T5-small) to 18.3% (XGB and BART). In this case, three of the models have a bigger decrease in accuracy for T5-transformed data while the remaining three show a larger drop for BART-transformed data.

BERT embeddings are more difficult to defeat, as the decrease in accuracy ranges from 7.7% (DNN and BART) to 15.3% (LSTM and T5-small). For BERT, the T5-transformed data yields a larger drop in accuracy for every model.

Overall, the DNN model consistently performs best for each of the three embedding techniques, and the results for BERT embeddings are measurably better than for Word2Vec or GloVe. The most robust case consists of BERT embeddings and the BART-transformed data, which yields an accuracy of 0.9080. Assuming that the DNN model is used, an attacker would choose to transform

the GPT-generated data using the T5-small Seq2Seq model, which would result in a decline of 9.1% in classification accuracy. For all other classification models tested, an attacker would be able to produce a larger drop in accuracy.

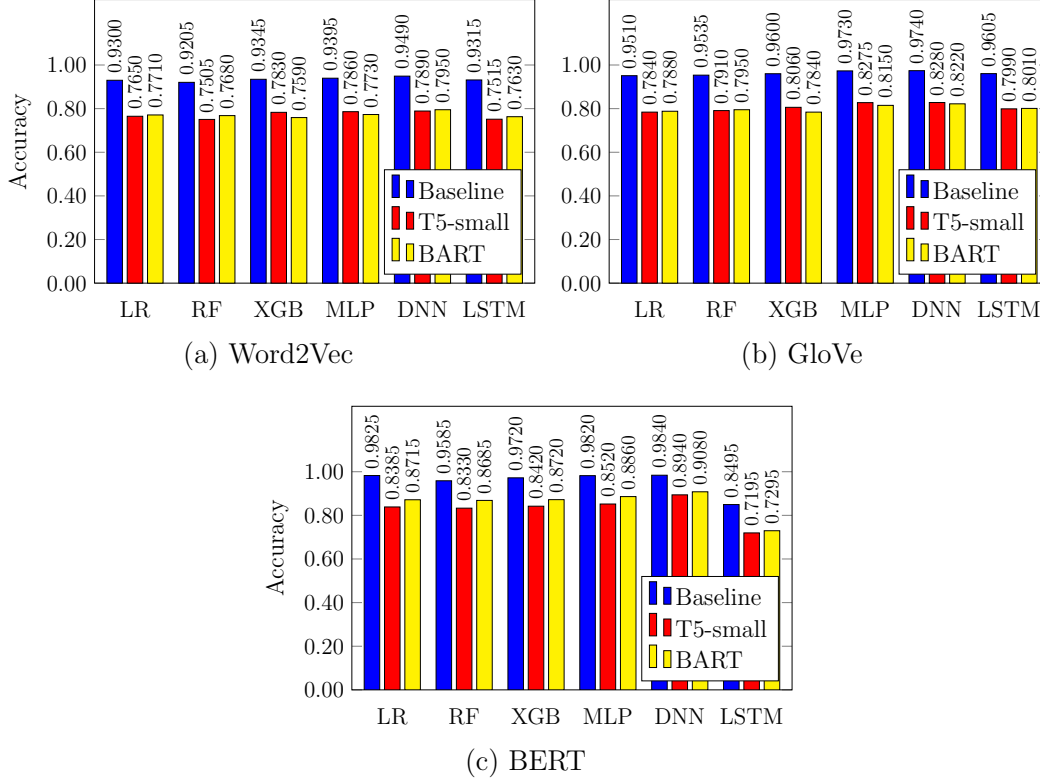


Figure 3: Accuracy comparison for transformed text

5.3 Models Retrained on Transformed Text

As a final set of experiments, we retrain and test our classification models on Seq2Seq-transformed data versus human-generated text. As in Section 5.1, we train and test each of six classification models with each of the three word embedding techniques. Note that we train each of these combinations on the T5-transformed data, and we again train each combination of classification model and embedding technique on the BART-transformed data. The results of these experiments are summarized in Table 5, where we observe that the accuracy has increased for all models, as compared to the results in the previous section.

Figure 4 gives confusion matrices for all classification models in the case where models are retrained based on human text and text that was generated using GPT and then transformed using T5-small, based on GloVe embeddings. Recall that in this scenario, DNN is the best performing model, and from the confusion matrices it is clear that this is due to the DNN having far fewer misclassifications of human text as Seq2Seq transformed GPT text.

Table 5: Accuracy after retraining

Embedding	Model	Accuracy	
		T5-small	BART
Word2Vec	LR	0.9355	0.9280
	RF	0.9235	0.9210
	XGB	0.9370	0.9360
	MLP	0.9410	0.9365
	DNN	0.9520	0.9500
	LSTM	0.9340	0.9290
GloVe	LR	0.9530	0.9465
	RF	0.9550	0.9530
	XGB	0.9625	0.9540
	MLP	0.9640	0.9610
	DNN	0.9760	0.9680
	LSTM	0.9615	0.9570
BERT	LR	0.9740	0.9710
	RF	0.9605	0.9585
	XGB	0.9735	0.9730
	MLP	0.9805	0.9810
	DNN	0.9845	0.9825
	LSTM	0.8510	0.8390

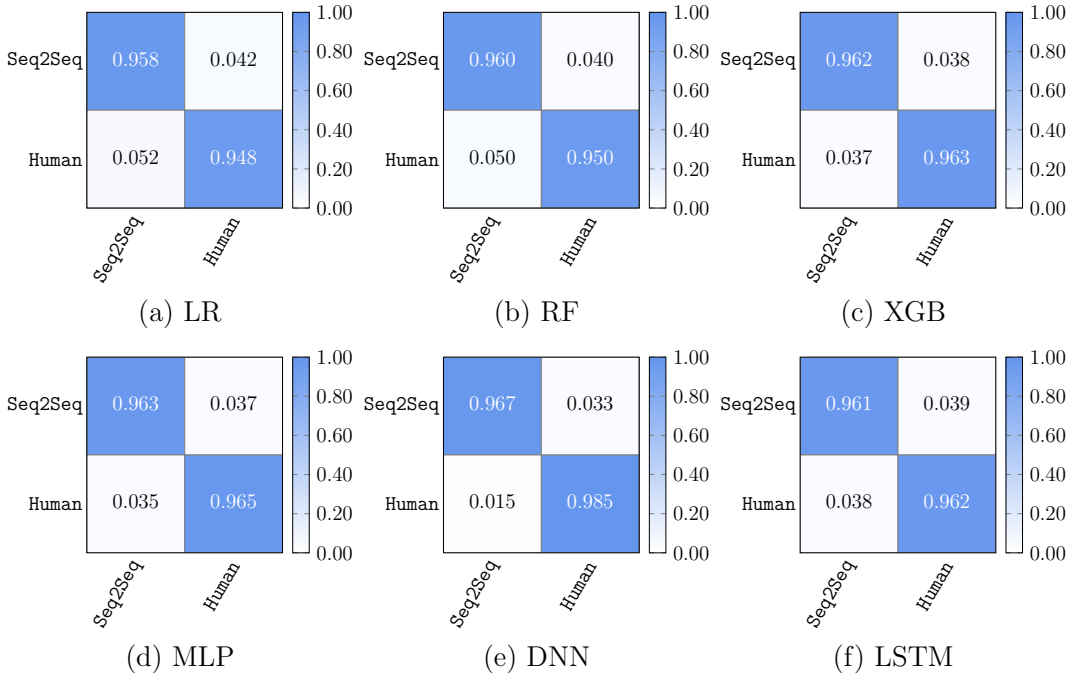


Figure 4: Confusion matrices after retraining (GloVe and T5-small)

For ease of comparison, in Figure 5 we provide bar graphs comparing the results obtained for the baseline case of distinguishing GPT-generated text from human-generated text (see Section 5.1, above) to the results in this section, which

were obtained by retraining the models on Seq2Seq-transformed text. We observe that the results are virtually identical, indicating that retrained classification models can distinguish our transformed text from human text as easily as they can distinguish the original GPT-generated text from human-generated text.

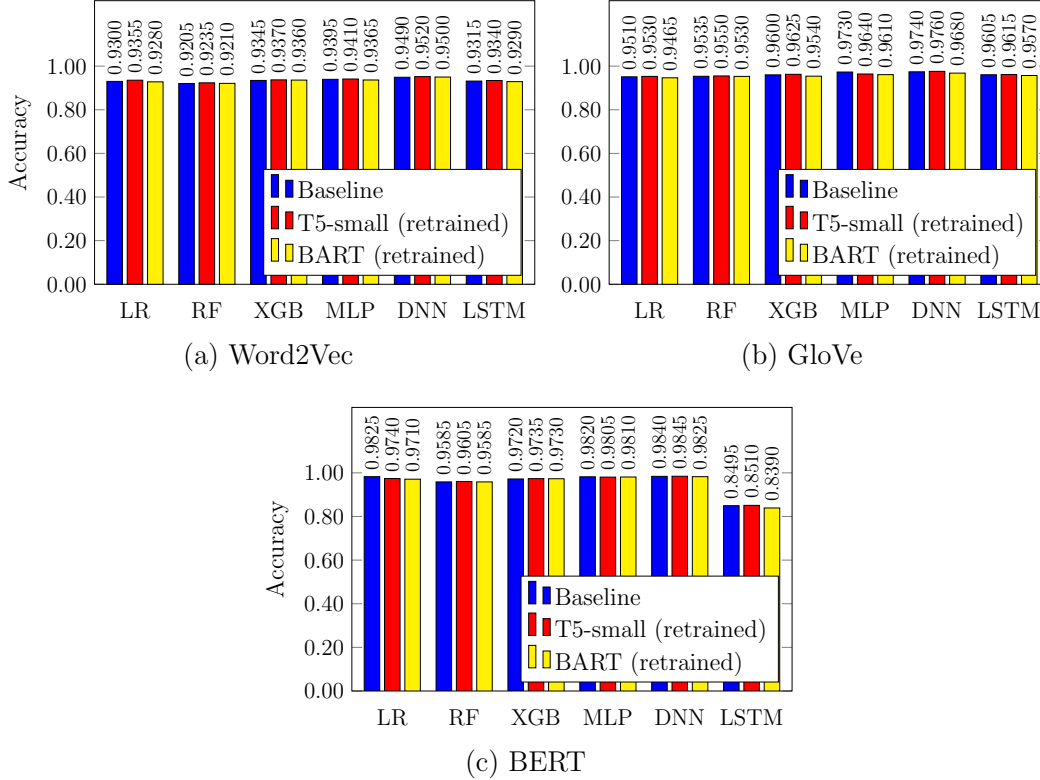


Figure 5: Accuracy comparison for retraining

5.4 Discussion

Our experiments demonstrate that by post-processing GPT-generated text using a Seq2Seq approach, we can significantly degrade the performance of classification models that have been trained to distinguish GPT-generated text from human-generated text. This indicates that Seq2Seq models can be useful in an adversarial learning scenario, where the goal is to defeat machine learning and deep learning models that have been trained to distinguish AI-generated text from human-generated text.

Interestingly, we also found that by retraining classification models on text that had been transformed by our Seq2Seq approach, we were able to distinguish Seq2Seq-transformed text from human-generated text with high accuracy. In fact, the accuracies in this case were essentially the same as those obtained for the baseline problem of distinguishing GPT-generated text from human-generated text. This result indicates that although our Seq2Seq models degrade

the performance of GPT-generated text classifiers, the transformed text can still be distinguished from human-generated text. That is, our Seq2Seq-transformed text is not sufficiently human-like to evade detection by classification models that are trained to distinguish between these types of data. This is somewhat surprising, since the Seq2Seq models were designed to “humanize” the GPT data.

6 Conclusion and Future Work

Through a set of detailed experiments, we demonstrated the effectiveness of using the fine-tuned sequence-to-sequence (Seq2Seq) models T5-small and BART to transform GPT-generated text into a less-easily detectable form. The evaluation across different embeddings (Word2Vec, GloVe, and BERT) confirmed that all classifiers tested (Logistic Regression, Random Forest, XGBoost, Multi-layer Perceptron, Deep Neural Network, and Long Short-Term Memory network) experienced a significant drop in performance when tested on transformed GPT-generated text. This result highlights the viability of Seq2Seq models in such an adversarial scenario. However, learning models trained specifically to detect our Seq2Seq-transformed text performed well, indicating that such transformed text can still be distinguished from human-generated text. Overall, these results validate our adversarial transformation pipeline, while also clearly demonstrating that effective defense strategies are available. In particular, this work demonstrates the importance of adversarial-style data augmentation for building more robust AI-generated text detection systems.

There remains considerable scope for future research. Improving the human-like qualities of Seq2Seq-transformed text is perhaps the most obvious future research topic. While our Seq2Seq-transformed text degrades the performance of trained classifiers, it was insufficiently human-like to evade retrained classifiers. In this context, other Seq2Seq models, such as Flan-T5 [7], Mistral-7B [15], or LLaMA 2-13B [29], might prove more effective. Another, related area of future work would be to incorporate adversarial fine-tuning loops [25], where feedback from classifiers is used to guide the text transformation process. By implementing such a process, we can potentially develop adversarial models that actively learn how to reduce detectability.

References

- [1] Josh Achiam et al. GPT-4 technical report. <https://arxiv.org/abs/2303.08774>, 2024.
- [2] Anthropic. Model card and evaluations for Claude models. <https://www-cdn.anthropic.com/bd2a28d2535bfb0494cc8e2a3bf135d2e7523226/Model-Card-Claude-2.pdf>, 2023.

- [3] Ernest Yeboah Boateng and Daniel A. Abaye. A review of the logistic regression model with emphasis on medical research. *Journal of Data Analysis and Information Processing*, 7:190–207, 2019.
- [4] Yaping Chai, Haoran Xie, and Joe S. Qin. Text data augmentation for large language models: A comprehensive survey of methods, challenges, and opportunities. <https://arxiv.org/abs/2501.18845>, 2025.
- [5] Tianqi Chen and Carlos Guestrin. XGBoost: A scalable tree boosting system. In *Proceedings of the 22nd ACM SIGKDD International Conference on Knowledge Discovery and Data Mining*, KDD ’16, pages 785–794, 2016.
- [6] Aakanksha Chowdhery et al. PaLM: Scaling language modeling with pathways. *Journal of Machine Learning Research*, 24(1), 2023.
- [7] Hyung Won Chung et al. Scaling instruction-finetuned language models. *Journal of Machine Learning Research*, 25(1):1–53, 2024.
- [8] Jacob Devlin, Ming-Wei Chang, Kenton Lee, and Kristina Toutanova. BERT: Pre-training of deep bidirectional transformers for language understanding. In *Proceedings of the 2019 Conference of the North American Chapter of the Association for Computational Linguistics: Human Language Technologies, Volume 1 (Long and Short Papers)*, pages 4171–4186, 2019.
- [9] Javid Ebrahimi, Anyi Rao, Daniel Lowd, and Dejing Dou. HotFlip: White-box adversarial examples for text classification. In *Proceedings of the 56th Annual Meeting of the Association for Computational Linguistics (Volume 2: Short Papers)*, pages 31–36, 2018.
- [10] Gauri Anil Godghase, Rishit Agrawal, Tanush Obili, and Mark Stamp. Distinguishing chatbot from human. In Mark Stamp and Martin Jureček, editors, *Machine Learning, Deep Learning, and AI for Cybersecurity*. Springer, 2025.
- [11] Vaishali Gongane, Mousami Munot, and Devidas Anuse. Detection and moderation of detrimental content on social media platforms: Current status and future directions. *Social Network Analysis and Mining*, 12(1), 2022.
- [12] Roberto Gozalo-Brizuela and Eduardo C. Garrido-Merchán. A survey of generative AI applications. *Journal of Computer Science*, 20(8):801–818, 2024.
- [13] Fredrik Heiding et al. Devising and detecting phishing emails using large language models. *IEEE Access*, 12:42131–42146, 2024.
- [14] Steffen Herbold et al. AI, write an essay for me: A large-scale comparison of human-written versus ChatGPT-generated essays. <https://arxiv.org/abs/2304.14276>, 2023.
- [15] Albert Q. Jiang et al. Mistral 7B. <https://arxiv.org/abs/2310.06825>, 2023.

- [16] Ahmed K. Kadhim, Lei Jiao, Rishad A. Shafik, and Ole-Christoffer Granmo. Adversarial attacks on AI-generated text detection models: A token probability-based approach using embeddings. <https://arxiv.org/abs/2501.18998>, 2025.
- [17] Mahnaz Koupaee and William Yang Wang. WikiHow: A large scale text summarization dataset. <https://arxiv.org/abs/1810.09305>, 2018.
- [18] Sarah Kreps, R. Miles McCain, and Miles Brundage. All the news that’s fit to fabricate: AI-generated text as a tool of media misinformation. *Journal of Experimental Political Science*, 9(1):104–117, 2022.
- [19] Mike Lewis et al. BART: Denoising sequence-to-sequence pre-training for natural language generation, translation, and comprehension. In *Proceedings of the 58th Annual Meeting of the Association for Computational Linguistics*, pages 7871–7880, 2020.
- [20] Ilya Loshchilov and Frank Hutter. Decoupled weight decay regularization. <https://arxiv.org/abs/1711.05101>, 2019.
- [21] Adnan Masood. Intellectual property rights and AI-generated content — issues in human authorship, fair use doctrine, and output liability. <https://medium.com/@adnamasood/intellectual-property-rights-and-ai-generated-content-issues-in-human-authorship-fair-use-8c7ec9d6fdc3>, 2025.
- [22] Tomas Mikolov, Kai Chen, Greg Corrado, and Jeffrey Dean. Efficient estimation of word representations in vector space. <https://arxiv.org/abs/1301.3781>, 2013.
- [23] Jeffrey Pennington, Richard Socher, and Christopher Manning. GloVe: Global Vectors for Word Representation. In *Proceedings of the 2014 Conference on Empirical Methods in Natural Language Processing*, EMNLP, pages 1532–1543, 2014.
- [24] Colin Raffel et al. Exploring the limits of transfer learning with a unified text-to-text transformer. *Journal of Machine Learning Research*, 21(1), 2020.
- [25] Ali Haisam Muhammad Rafid and Adrian Sandu. Adversarial training using feedback loops. <https://arxiv.org/abs/2308.11881>, 2023.
- [26] Warinrampai Rungruangjit, Kulachet Mongkol, Intaka Piriyaikul, and Kitti Charoenpornpanichkul. The power of human-like virtual-influencer-generated content: Impact on consumers’ willingness to follow and purchase intentions. *Computers in Human Behavior Reports*, 16:100523, 2024.
- [27] Mark Stamp. *Introduction to Machine Learning with Applications in Information Security*. Chapman and Hall/CRC, 2nd edition, 2022.
- [28] Ilya Sutskever, Oriol Vinyals, and Quoc V. Le. Sequence to sequence learning with neural networks. In *Proceedings of the 28th International Conference on Neural Information Processing Systems — Volume 2*, NIPS’14, page 3104–3112, 2014.

- [29] Hugo Touvron et al. Llama 2: Open foundation and fine-tuned chat models. <https://arxiv.org/abs/2307.09288>, 2023.
- [30] Joseph Turian, Lev-Arie Ratinov, and Yoshua Bengio. Word representations: A simple and general method for semi-supervised learning. In *Proceedings of the 48th Annual Meeting of the Association for Computational Linguistics*, pages 384–394, 2010.
- [31] Christian Bakke Vennerød, Adrian Kjærran, and Erling Stray Bugge. Long Short-term Memory RNN. <https://arxiv.org/abs/2105.06756>, 2021.
- [32] Eric Wallace et al. Universal adversarial triggers for attacking and analyzing NLP. In *Proceedings of the 2019 Conference on Empirical Methods in Natural Language Processing and the 9th International Joint Conference on Natural Language Processing*, EMNLP-IJCNLP, pages 2153–2162, 2019.
- [33] Junchao Wu et al. A survey on LLM-generated text detection: Necessity, methods, and future directions. *Computational Linguistics*, 51(1):275–338, 2025.
- [34] Yueyao Yu and Yin Zhang. Multi-layer perceptron trainability explained via variability. <https://arxiv.org/abs/2105.08911>, 2023.
- [35] Rowan Zellers et al. Defending against neural fake news. <https://arxiv.org/abs/1905.12616>, 2020.
- [36] Ying Zhou, Ben He, and Le Sun. Humanizing machine-generated content: Evading AI-text detection through adversarial attack. In *Proceedings of the 2024 Joint International Conference on Computational Linguistics, Language Resources and Evaluation*, LREC-COLING, pages 8427–8437, 2024.

Appendix

This appendix provides representative examples showing the original human-written text, the GPT-generated text, and the corresponding transformed outputs generated by the Seq2Seq models T5-small and BART.

Example 1

Human: Even if you are giving in to other people and doing nice things for them all of the time, you may not always have positive feelings towards them. You might feel resent towards people for taking up your time and energy. However, you might not be expressing these feelings and they may be building up in the form of resentments, or pent up anger towards other people. Try to express these feelings to help you see when you have been too accommodating to someone. For example, you might say something like, “I wish I had not given up my evening plans to watch my sister’s children. I really needed that time to relax and I feel angry at her for asking me to give that up.” The next time someone asks you to

do something that you don't really want to do, consider whether it might lead to resentment. If the answer is yes, then you might want to say no.

ChatGPT: In the Considering Your Thoughts and Feelings section, it is crucial to note any lingering feelings of resentment that may arise. As a person who is often too nice for their own good, it is not uncommon to suppress negative emotions and prioritize the needs of others above your own. However, resentment can quietly build up over time if you consistently neglect your own thoughts and feelings. Take a moment to reflect on situations where you may have felt taken advantage of or overlooked. Acknowledging and addressing these feelings of resentment is essential for maintaining a healthy balance in your relationships and ensuring your own well-being.

Transformed T5-small: In the Considering Your Thoughts and Feelings section, it's important to recognize any lingering feelings of resentment that might come up. If you are someone who tends to be too nice, it is common to push aside negative emotions and put others needs before your own. But over time, resentment can slowly build if you keep ignoring your own thoughts and feelings. Take a moment to think about situations where you may have felt taken advantage of or overlooked. Recognizing and working through these feelings is essential for keeping a healthy balance in your relationships and protecting your own well being.

Transformed BART: In the Considering Your Thoughts and Feelings section, it is important to notice any lingering resentment that may surface. Being someone who is often too nice can lead to suppressing negative emotions and putting the needs of others ahead of your own. However, resentment can quietly grow if you continue to overlook your own feelings. Reflect on times when you may have felt taken advantage of or ignored. Acknowledging these feelings is important for maintaining healthy relationships and looking after your own well being.

Example 2

Human: Throw away the ink in your vessel, the needle from the gun, the gloves, and the rest of the equipment that you used. This stuff cannot be reused, if you want to give yourself sterile, clean, and effective tattoos. Only use new, clean products when you're giving a tattoo.

ChatGPT: Clean your workspace thoroughly before attempting to give yourself a tattoo to ensure a hygienic and safe environment for the procedure. Begin by removing any unnecessary clutter and organizing your materials, such as tattoo needles, ink, and gloves, in a clean and sterile manner. Disinfect all surfaces with an appropriate cleaning solution, paying close attention to the area where you will be working. Additionally, ensure that you have access to running water and soap to maintain proper hand hygiene throughout the process. A clean

workspace is vital for preventing infections and promoting the healing process post-tattooing.

Transformed T5-small: Before giving yourself a tattoo, make sure to thoroughly clean your workspace to create a hygienic and safe environment. Start by clearing away any unnecessary clutter and organizing your materials, such as tattoo needles, ink, and gloves, in a clean and sterile setup. Disinfect all surfaces with a proper cleaning solution, focusing especially on the area where you plan to work. Also, ensure you have easy access to running water and soap to maintain good hand hygiene during the process. Keeping your workspace clean is crucial for preventing infections and helping the tattoo heal properly afterward.

Transformed BART: Thoroughly clean your workspace before attempting to give yourself a tattoo to ensure a hygienic and safe setting. Remove any unnecessary clutter and organize your materials, including tattoo needles, ink, and gloves, in a clean and sterile way. Disinfect all surfaces using an appropriate cleaning solution, paying special attention to the area you will be using. Make sure you have running water and soap available to maintain hand hygiene throughout. A clean workspace is essential for preventing infections and supporting the healing process after tattooing.

Example 3

Human: Some medications, like blood thinners or aspirin, can be detrimental to healing and actually increase bleeding and swelling. There are also some natural remedies and supplements that can be concerning. As long as you disclose everything you are taking to your doctor, she can evaluate the safety of your medication regimen and make sure that nothing conflicts with wound healing or worsens bleeding. The doctor will tell you what medications need to be stopped prior to the surgery, when they should be stopped, and when to restart. Also, other medications may need to be continued straight through the surgery.

ChatGPT: When it comes to healing after plastic surgery, it is crucial to consult your doctor regarding any medications or supplements you routinely use. This information is essential for the subsequent medical steps involved in the healing process. By informing your doctor about your regular intake of medications or supplements, they can provide accurate guidance on whether to continue, modify, or temporarily halt their usage to ensure a smooth recovery. It is important to prioritize open communication with your doctor to optimize your healing journey.

Transformed T5-small: When healing after plastic surgery, it is important to talk to your doctor about any medications or supplements you regularly take. Sharing this information is essential for the next steps in the healing process. By letting your doctor know about your regular intake, they can guide you on whether you should continue, adjust, or temporarily stop certain medications

to support a smooth recovery. Open communication with your doctor is key to making sure your healing journey goes as well as possible.

Transformed BART: During the healing process after plastic surgery, it is important to consult your doctor about any medications or supplements you use regularly. This information is critical for determining the next medical steps in your recovery. By informing your doctor, they can accurately advise whether you should continue, adjust, or temporarily stop using certain medications to promote better healing. Prioritizing clear communication with your doctor is essential for optimizing your recovery.