

Graph of Verification: Structured Verification of LLM Reasoning with Directed Acyclic Graphs

Jiwei Fang¹, Bin Zhang², Changwei Wang³, Jin Wan³, Zhiwei Xu¹

¹Shandong University

²Institute of Automation, Chinese Academy of Sciences

³Qilu University of Technology

Abstract

Verifying the reliability of complex, multi-step reasoning in Large Language Models (LLMs) remains a fundamental challenge, as existing methods often lack both faithfulness and precision. To address this issue, we propose the **Graph of Verification (GoV)** framework. GoV offers three key contributions: First, it explicitly models the underlying deductive process as a directed acyclic graph (DAG), whether this structure is implicit or explicitly constructed. Second, it enforces a topological order over the DAG to guide stepwise verification. Third, GoV introduces the notion of customizable *node blocks*, which flexibly define the verification granularity, from atomic propositions to full paragraphs, while ensuring that all requisite premises derived from the graph are provided as contextual input for each verification unit. We evaluate GoV on the Number Triangle Summation task and the ProcessBench benchmark with varying levels of reasoning complexity. Experimental results show that GoV substantially improves verification accuracy, faithfulness, and error localization when compared to conventional end-to-end verification approaches. Our code and data are available at <https://github.com/Frevor/Graph-of-Verification>.

1 Introduction

Despite the remarkable progress large language models (LLMs) have achieved in complex reasoning tasks (Achiam et al., 2023; Shao et al., 2024), their reasoning processes remain fundamentally difficult to verify, particularly in domains involving complex mathematics and logic. These models not only make computational or logical errors that may lead to incorrect conclusions, but more concerning, they often produce reasoning steps that appear plausible yet are logically flawed, even when the final answer is correct (He et al., 2025; Luo et al., 2024). Consequently, there is a critical need

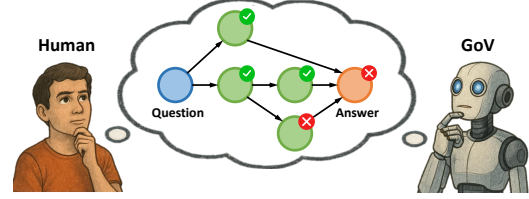


Figure 1: Both humans and GoV approach reasoning validation by decomposing the process into a directed acyclic graph.

for methods that can rigorously and scalably assess the internal validity of LLM-generated reasoning to support the development of more trustworthy artificial intelligence systems.

Leveraging LLMs to verify their own reasoning processes has emerged as a promising paradigm for supervised evaluation (McAleese et al., 2024; Kamoi et al., 2024). A commonly adopted approach is prompt-based self-verification (Zhang et al., 2024b; Gao et al., 2024), in which tailored verification prompts are constructed to guide the LLM in reviewing its previously generated responses, thereby enhancing output robustness. Another strategy involves integrating ensemble and voting mechanisms into the verification pipeline (Wang et al., 2022; Huang et al., 2023), where the model’s self-consistency is exploited to generate multiple candidate answers and select the most frequent one as the verified output. For tasks that lend themselves to rule-based validation, some studies incorporate external expert verifiers (like process reward models, PRMs) with LLMs to form hybrid verification frameworks (Lightman et al., 2023; Wang et al., 2023). While these methods have alleviated verification challenges across different tasks to some extent, they often lack formal verification of the entire reasoning process, leading to suboptimal overall verification performance.

In contrast to LLMs, the human brain inherently employs a graph-based structure for logical rea-

soning (Wavering, 1989). This property, nonlinear yet sequentially organized, enables humans to formalize complex verification tasks into logical graphs, as illustrated in Figure 1. Motivated by this insight, we introduce the **Graph of Verification (GoV)** framework to enhance the accuracy and reliability of verifying the reasoning process in LLMs. GoV is grounded in the principle of systematic decomposition, where the complex task of reasoning verification is reframed as a structured evaluation over a *Directed Acyclic Graph* (DAG). In this DAG, each node ideally corresponds to an atomic, independently verifiable reasoning step or claim, and edges capture logical dependencies between them. This formulation transforms the evaluation process from a coarse assessment of lengthy reasoning chains into a fine-grained verification of individual components. By validating each atomic node in topological order based on the confirmed validity of its predecessors, GoV systematically reduces cognitive load, improves interpretability, and enables precise identification of the root causes of reasoning failures.

For enhanced practical applicability and flexible control over verification granularity, GoV introduces the concept of *node blocks*. Subsequent to obtaining the verification sequence of atomic nodes via topological sort, contiguous nodes within this sequence can be aggregated to form such node blocks, allowing verification to proceed at a chosen level of granularity. A common instantiation of this is paragraph-level segmentation, where each paragraph, representing a collection of sequential atomic reasoning steps, constitutes a node block. Furthermore, GoV offers flexibility in premise provision: the set of premises for verifying any given atomic node or node block is not limited to its minimal direct prerequisites but can be expanded to include any validated superset from preceding elements in the sequence. This adaptability, allowing for tailored definitions of node blocks and premise sets, enables the GoV configuration to be precisely adjusted to the specific characteristics and demands of each verification task.

The main contributions of this study are summarized as follows:

1. We present the Graph of Verification (GoV), a novel framework that structures reasoning as a Directed Acyclic Graph (DAG) of atomic statements. Verification proceeds rigorously along a topological sort of this DAG, with

each statement evaluated against its necessary direct premises, significantly advancing verification accuracy, transparency, and the precision of error detection.

2. GoV’s inherent flexibility is achieved through "node blocks"—configurable aggregations of contiguous atomic nodes from the verification sequence. This core design feature allows GoV to adjust its verification granularity, effectively addressing reasoning at multiple levels of abstraction (from individual steps to entire paragraphs) to suit varied problem structures and practical constraints.
3. Experiments on a synthetic arithmetic dataset (*Number Triangle Summation*) and the *ProcessBench* dataset show that GoV consistently outperforms baseline verification approaches across various base models and sub-datasets with different difficulty levels.

2 Related Work

2.1 Verification of Reasoning Using LLMs

This section reviews recent approaches that leverage LLMs to verify their own reasoning processes. Critic methods (Yang et al., 2025; Zheng et al., 2024) prompt LLMs to self-reflect on their own responses, identify possible flaws, and suggest revisions, thereby improving output quality. Reflexion (Shinn et al., 2023) strengthens reasoning capabilities and output reliability in complex tasks through iterative self-feedback and correction. The Self-Consistency approach generates multiple reasoning trajectories and selects the most frequent answer via majority voting. RARR (Gao et al., 2022) incorporates external tools and rule-based systems to support LLMs in verifying the correctness of their outputs. Additionally, PRMs (Lightman et al., 2023; Wang et al., 2023; Zhang et al., 2025) are typically trained using the process labels for intermediate reasoning steps, outputting either the correctness prediction or a scalar score for each reasoning step during inference. However, most existing LLM-as-a-Judge approaches (Zheng et al., 2023) either perform holistic evaluation of the entire reasoning process or provide coarse-grained feedback. These methods struggle to accurately identify and localize subtle errors, especially in complex, multi-step reasoning tasks, thus limiting their verification reliability. In contrast, GoV decomposes the verification task into smaller, more manageable units,

enabling finer-grained and more accurate evaluation of complex reasoning processes.

2.2 Structured Reasoning

We review recent approaches that incorporate graph-based representations to model the reasoning process of LLMs. The Program of Thoughts (PoT) paradigm (Chen et al., 2022) reformulates natural language reasoning as executable programs, leveraging the logical structure and verifiability of code to improve both the interpretability and accuracy of reasoning. Tree of Thoughts (ToT) (Yao et al., 2023) organizes reasoning into a hierarchical tree structure, enabling the exploration of multiple candidate reasoning trajectories. The Graph of Thoughts (GoT) framework (Besta et al., 2023) similarly represents the reasoning process as a graph, where each "thought" acts as a node and edges capture the dependency relations between reasoning steps, thereby facilitating the integration and refinement of non-linear reasoning pathways. The Adaptive Graph of Thoughts (AGoT) (Pandey et al., 2025) approach dynamically constructs a DAG during inference, recursively decomposing complex problems based on task-specific demands to enhance reasoning flexibility and efficiency. The Path-of-Thoughts (PoT) framework (Zhang et al., 2024a), in contrast, focuses on relational reasoning by converting the input text into a graph, identifying entity-to-entity paths, and reasoning over these relational pathways.

While these frameworks have made notable progress in enhancing the quality of reasoning generated by LLMs, their primary objective is **NOT** to assess the internal validity of an existing reasoning process. Their decomposition strategies are designed to facilitate better solution construction, whereas the GoV framework centres on decomposing a given reasoning trajectory for robust verification. Crucially, GoV employs an iterative verification process for its defined verification units (whether fine-grained atomic nodes or coarser node blocks, such as paragraphs). This process systematically builds the premise context for each step solely from information confirmed as valid in preceding steps of the topological sequence. This explicit, incremental, and premise-grounded verification paradigm contrasts fundamentally with prior frameworks, which primarily focus on *generating or exploring reasoning paths*. Although GoV also adopts a structured decomposition approach, its verification-oriented goals, unique application

scope, and directional information flow are specifically tailored to enhance both the reliability and interpretability of the verification process.

3 Graph of Verification

In this section, we formally present the Graph of Verification (GoV) framework, a systematic approach designed to enhance the accuracy and interpretability of reasoning verification in LLMs. We first describe the representation of reasoning as a DAG composed of atomic statements. Then, we explain how a verification sequence is derived via topological sort, and how 'node blocks' can be formed from this sequence to enable flexible verification granularity. Finally, we detail the verification procedure for these units. The overall framework of GoV is illustrated in Figure 2.

3.1 Reasoning with Directed Acyclic Graphs

The adoption of a DAG structure in formal reasoning is fundamentally motivated by their alignment with the directional and non-circular nature of logical deduction. Reasoning progresses naturally from foundational premises to derived conclusions, a characteristic effectively represented by the directed edges of a DAG. This *directionality* ensures that each inference builds upon previously established truths, thereby eliminating ambiguity. Moreover, the *acyclic* property of the DAG guarantees well-founded reasoning by removing circular dependencies, thus preventing situations where the validity of a statement relies, whether directly or indirectly, on itself.

Therefore, GoV posits that any reasoning process \mathcal{S} can be formally modeled as a DAG $\mathcal{G} = (V, E)$, where \mathcal{G} serves as the backbone for systematic verification. We now provide a detailed description of the two components that constitute the graph.

Node The set of nodes $V = \{v_1, v_2, \dots, v_n\}$ in \mathcal{G} comprises the fundamental verification units within the reasoning process. Each node $v_i \in V$ typically corresponds to a distinct statement, such as an initial premise, an axiom, an intermediate derived conclusion, or a final assertion. These statements can be broadly categorized:

- **Foundational Elements (Premises, Axioms, Facts):** These are the exogenous inputs or fundamental truths forming the starting points of reasoning, often extracted from the problem statement or established domain knowledge.

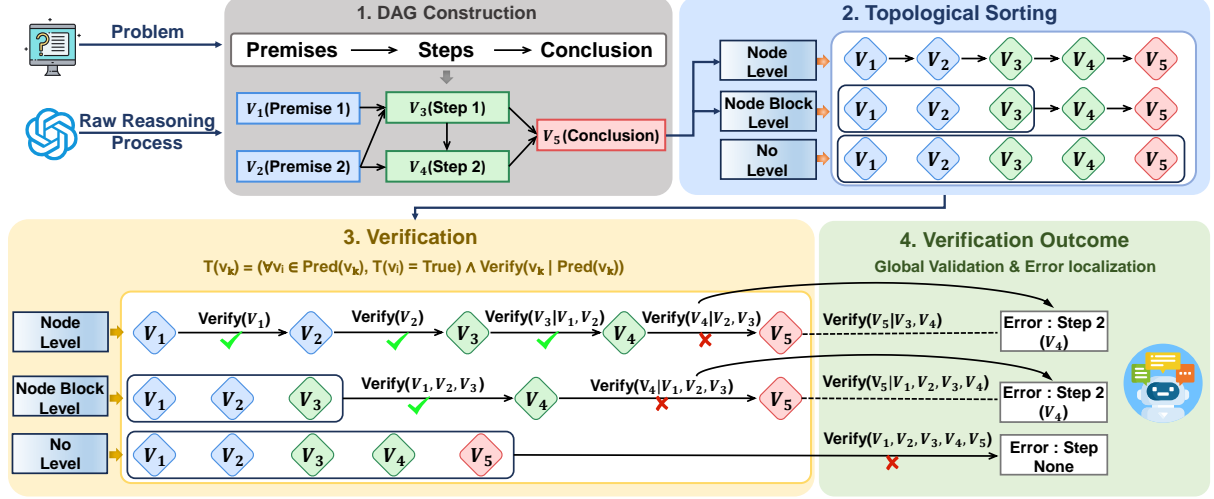


Figure 2: Overall framework of GoV. It formalizes validation processes through four stages: (1) DAG Construction: The reasoning is decomposed into a DAG where nodes represent logical statements (premises, steps, and conclusions) and edges encode prerequisite dependencies; (2) Topological Sorting: A topological order ensures causal consistency, where each node or node block is verified only after all its logical antecedents; (3) Verification: Atomic nodes or block-wise units are sequentially validated via LLM-based checks, ensuring each step’s correctness against prior verified premises and inference rules; (4) Verification Outcome: The process terminates upon detecting the first invalid unit, guaranteeing logical soundness if all units pass.

- **Inferred Statements (Intermediate Conclusions):** These represent new propositions derived from foundational elements or previously validated inferred statements through the application of logical rules, mathematical operations, or other inferential steps.
- **Terminal Statements (Final Conclusions, Goals):** These signify the ultimate outputs or target states the reasoning process aims to establish.

Edge The set of directed edges $E \subseteq V \times V$ encodes the direct logical dependencies or inferential links between these statements. An edge $(v_i, v_j) \in E$ signifies that statement v_i serves as a *direct* premise or justification for the derivation or assertion of statement v_j . Consequently, the epistemic validity of v_j is contingent upon the validity of v_i (and potentially other co-premises) and the soundness of the inferential step (v_i, v_j) connecting them.

By formalizing the reasoning process as a DAG, where arguments and logical relations are represented as nodes and edges respectively, a structural foundation is established for the verification mechanism in the GoV framework.

3.2 Multi-Granular Topological Units

By abstracting arguments as a DAG, the GoV framework guarantees causal consistency in ver-

ification. This is mathematically grounded in the topological sorting property inherent to DAGs: for any DAG \mathcal{G} , there exists a vertex ordering $\sigma : V \rightarrow \{1, 2, \dots, n\}$ such that $\sigma(v_i) < \sigma(v_j)$ holds for every edge $(v_i, v_j) \in E$. The derived verification sequence $\mathcal{C}_{\text{verif}} = (c_1, c_2, \dots, c_n)$, where $\sigma(c_k) = k$, ensures each statement is verified strictly after all its logical antecedents, thereby preventing dependency violations.

Moreover, GoV introduces a multi-granular verification architecture to balance precision and computational efficiency. The minimal unit of verification may consist of either atomic nodes or node blocks.

- **Atomic Nodes:** At the finest granularity, atomic node verification treats each vertex $v_k \in V$ as an independent unit. This mode achieves maximum error localization capability through complete stepwise decomposition.
- **Node Blocks:** The complete atomicization of reasoning steps is a condition frequently unfulfilled in natural language arguments. To address this, GoV introduces the node block abstraction, which groups topologically consecutive nodes into logically coherent units $\mathcal{B} = (B_1, \dots, B_m)$:

$$\mathcal{C}_{\text{verif}} = (\underbrace{c_1, \dots, c_{|B_1|}}_{B_1}, \dots, \underbrace{c_{n-|B_m|+1}, \dots, c_n}_{B_m}). \quad (1)$$

This coarser granularity reduces verification invocations to $m \leq n$ while enforcing two critical constraints: (i) Topological consistency: for any B_j, B_K with $j < k$, $\max_{v \in B_j} \sigma(v) < \min_{v \in B_k} \sigma(v)$, preserving macro-level dependency relationships; (ii) Semantic cohesion: each block must correspond to complete logical units (e.g., lemmas in proofs or paragraphs in narratives) to prevent arbitrary fragmentation. Notably, when $m = 1$ (i.e., the entire reasoning DAG is treated as a single verification block), the framework degenerates to conventional monolithic verification approaches.

This adaptable granularity is a crucial design feature, enabling GoV to be effectively applied to diverse reasoning formats, from structured mathematical proofs to narrative explanations. For instance, a paragraph in a natural language solution, which often encapsulates a distinct logical stage, can be naturally treated as a node block. This pragmatic approach leverages the common characteristic that such segments in well-articulated reasoning often maintain a macroscopic topological order relative to each other. The choice of granularity (atomic nodes vs. node blocks, and the extent of blocks) can be tailored by the user to optimize the trade-off between verification precision and the overhead of decomposition and LLM invocations.

3.3 GoV Verification Mechanism

The verification of each unit (atomic node or node block) within the GoV framework is performed by an LLM, guided by two core principles: (i) respecting the topological order imposed by $\mathcal{C}_{\text{verif}}$ or its block-wise partitioning \mathcal{B} , and (ii) ensuring the availability of all requisite premises that have been previously verified. The verification function, applied to a target unit, either a node c_k or a block B_j , is defined as $\text{Verify}(\cdot, \text{Pred}_{\text{prov}})$, which determines the validity of the unit based on the provided premises $\text{Pred}_{\text{prov}}$, and returns a Boolean outcome (True or False). The implementation of GoV involves verifying each individual node or node block, and further extends this mechanism to support holistic reasoning across the entire inference process.

Verifying an Atomic Node c_k The set of *direct logical predecessors* (parents) for an atomic node c_k is $\text{Pred}(c_k) = \{c_i \mid (c_i, c_k) \in E\}$. The premises provided to the LLM, $\text{Pred}_{\text{prov}}(c_k)$, must at least include all nodes in $\text{Pred}(c_k)$. More-

over, every node in $\text{Pred}_{\text{prov}}(c_k)$ must have been previously verified as True and must appear before c_k in the topological ordering $\mathcal{C}_{\text{verif}}$. That is, $\text{Pred}_{\text{prov}}(c_k) \subseteq \{c_1, \dots, c_{k-1}\}$ where $T(c_i) = \text{True}$ for all $c_i \in \text{Pred}_{\text{prov}}(c_k)$.

- If $\text{Pred}(c_k) = \emptyset$ (i.e., c_k is a foundational element), its validity $T(c_k)$ is evaluated directly as $T(c_k) = \text{Verify}(c_k, \emptyset)$, typically by validating it against the problem statement or established knowledge.
- If $\text{Pred}(c_k) \neq \emptyset$, then c_k is a derived statement. Its validity $T(c_k)$ depends both on the validity of all its immediate predecessors and the soundness of the inference process itself, formally expressed as:

$$T(c_k) = (\forall c_i \in \text{Pred}(c_k), T(c_i) = \text{True}) \wedge \text{Verify}(c_k, \text{Pred}_{\text{prov}}(c_k)). \quad (2)$$

Verifying a Node Block B_j For a node block B_j , the minimal set of *external* direct prerequisite nodes is defined as:

$$\text{Pred}_{\text{ext}}(B_j) = \left(\bigcup_{v \in V(B_j)} \text{Pred}(v) \right) \setminus V(B_j). \quad (3)$$

The set of premises provided to the LLM, denoted as $\text{Pred}_{\text{prov}}(B_j)$, must cover all information corresponding to $\text{Pred}_{\text{ext}}(B_j)$ and consist solely of previously verified blocks that precede B_j in the topological ordering. In practical scenarios where node blocks correspond to natural language paragraphs (such as in the ProcessBench experiments), $\text{Pred}_{\text{prov}}(B_j)$ typically includes the full content of all preceding validated blocks (B_1, \dots, B_{j-1}) . The LLM then performs $\text{Verify}(B_j, \text{Pred}_{\text{prov}}(B_j))$ to assess the internal coherence of B_j and validate all statements c_k within B_j based on both the provided premises and any intermediate conclusions derived within the block.

Overall Verification and Error Handling The verification process proceeds sequentially along $\mathcal{C}_{\text{verif}}$ (or \mathcal{B}). If any unit c_k (or block B_j) is found to be False, it is identified as the earliest point of failure, and the GoV process typically halts, recording this failure. The entire reasoning trajectory \mathcal{S} is considered valid if and only if all its constituent units (nodes or blocks) are successfully verified as True.

In summary, GoV allows the verification to be conducted on fine-grained atomic nodes or on coarser-grained node blocks (formed from these

nodes), depending on the user’s definition tailored to the specific task. In addition, GoV permits a degree of flexibility in selecting $Pred_{prov}$, allowing the inclusion of a validated superset of direct prerequisites, provided they precede the current unit, when such extended context is expected to facilitate the LLM’s assessment. This structured, iterative, and premise-driven verification scheme is fundamental to GoV’s capability to enhance the reliability of reasoning validation.

4 Experiments

In this section, we empirically evaluate the effectiveness of the GoV framework on both the publicly available ProcessBench dataset and our newly proposed synthetic arithmetic dataset, which focuses on number triangle summation. For comparison, we adopt the baseline approach provided by ProcessBench, which employs LLMs as critic models through CoT prompting to evaluate the entire reasoning process in a single forward pass. We compare the paragraph-level iterative verification method under the GoV framework against this baseline to highlight the performance gains achieved through structured decomposition and step-by-step verification. To mitigate the influence of model randomness, all models are configured with a temperature of *zero*. Furthermore, to comprehensively assess verification performance, we employ the following evaluation metrics:

- **Correct Accuracy** The proportion of fully correct reasoning processes that are judged as “correct” by the model.
- **Error Accuracy** The proportion of reasoning processes containing errors in which the model successfully identifies the first erroneous step.
- **F1** The harmonic mean of correct accuracy and error accuracy, serving as the primary metric for evaluating overall model performance.

4.1 Number Triangle Summation

Number Triangle Summation is a benchmark newly introduced by us to assess the accuracy of verification methods on complex reasoning tasks. An illustration of the corresponding verification task is shown in Figure 3. The reasoning process is defined as follows: starting from N initial numbers at the zeroth layer, each subsequent layer is formed by summing every pair of adjacent numbers from the previous layer. This process continues iteratively until a single number remains at the final

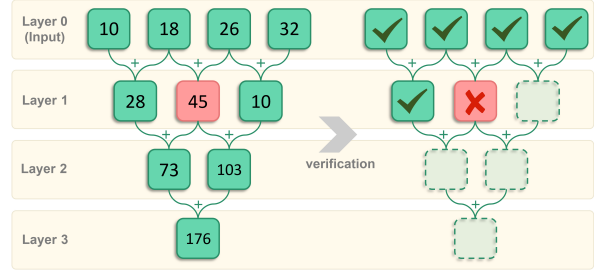


Figure 3: Illustration of the numerical validation procedure for Number Triangle Summation.

layer. Notably, the verification order inherent in this task can be naturally represented as a DAG. Verifying the entire reasoning process is inherently long and complex, as the correctness of each intermediate result relies heavily on preceding inference steps. Existing methods often struggle to reliably verify such multi-step reasoning chains, or fail to accurately localize the specific point at which the reasoning breaks down.

Regarding this dataset, we programmatically generated 500 instances of numerical triangle summation problems, where the base layer (Layer 0) of each instance consists of five randomly sampled positive integers between 1000 and 9999. The solution steps for each subsequent layer were automatically derived by the program. And each equation was described in natural language (see Appendix B.1 for examples). To simulate real-world computational errors, each reasoning process had a 50% chance of being corrupted by a single-digit perturbation in one of the addition results (e.g., changing the digit in the hundreds place from 1 to 2). As a result, we obtained 246 correct instances and 254 instances containing errors.

In this benchmark, since all nodes and their dependency relations are explicitly and precisely defined, GoV verifies each equation sequentially based on the topological order. Specifically, each addition equation is treated as an atomic statement in the graph, corresponding to a node v_k . The initial numbers are treated as special base nodes. If an equation v_k involves numbers n_a and n_b , which may either be initial number nodes or the results of prior equation nodes v_i and v_j , then directed edges are formed from n_a (or v_i) to v_k and from n_b (or v_j) to v_k . This indicates that n_a and n_b (or v_i and v_j) constitute the direct prerequisites of v_k , denoted as $Pred(v_k)$. During the verification of node v_k , its direct prerequisites $Pred(v_k)$, namely the two operands used in the addition, are provided to the

LLM as contextual input, denoted $Pred_{\text{prov}}(v_k)$. The verification process follows the top-down hierarchy of the number triangle, which naturally aligns with the topological sorting of the graph. Once GoV identifies the first incorrect result, it halts the verification and returns the step at which the error occurred. We conduct experiments using different LLMs to compare the performance of the proposed GoV framework with that of baseline approaches.

Model	Method	Correct Accuracy	Error Accuracy	F1
Qwen2.5-7B	CoT	99.5	23.2	37.6
-Instruct	GoV (Ours)	83.3	90.5	86.7
Qwen2.5-14B	CoT	100.0	42.1	59.2
-Instruct	GoV (Ours)	95.5	91.7	93.5
Qwen2.5-32B	CoT	100.0	11.0	19.8
-Instruct	GoV (Ours)	99.1	97.6	98.4
Qwen2.5-72B	CoT	100.0	23.2	37.7
-Instruct	GoV (Ours)	97.9	97.6	97.8

Table 1: Experimental results on Number Triangle Summation task.

As shown in Table 1, all models based on the GoV framework demonstrate substantial improvements in F1 scores. Under the baseline setting (CoT-based holistic verification), although the prompt instructs the LLM to examine each equation individually and the generated reasoning chains seem to reflect such step-by-step checking, the verification remains unfaithful. This observation is consistent with the conclusions reported in the previous literature (Radhakrishnan et al., 2023; Lindsey et al., 2025). In contrast, GoV reduces task complexity by structuring the reasoning process as a DAG and conducting node-wise verification. This design enables the LLM to focus on localized reasoning at each step, leading to more reliable and truthful verification results. Furthermore, by accurately leveraging relevant premises during each node’s verification, GoV significantly boosts overall verification performance.

4.2 ProcessBench

ProcessBench is a benchmark dataset designed to evaluate models on a variety of reasoning errors. Each test instance consists of a question, a step-by-step solution generated by a LLM, and a human-annotated label indicating the index of the first incorrect step. If the solution is entirely correct, the label is assigned as -1 . We use the full test sets from three ProcessBench subsets: *GSM8K* (elementary-level math problems), *MATH* (more

advanced math problems), and *OlympiadBench* (Olympiad-level math problems), comprising 400, 1000, and 1000 samples, respectively. These subsets collectively span a broad range of reasoning difficulty, offering representative coverage of typical mathematical tasks.

Similar to setups like Number Triangle Summation, the baseline method in this scenario provides the entire reasoning process to the LLM in a single pass and asks it to evaluate the correctness of the overall reasoning. If an error is detected, the LLM is prompted to identify the specific step where the mistake occurs. The prompts follow a template adopted from ProcessBench, as detailed in Appendix A.2. This approach reflects the prevailing practice of leveraging LLMs for reasoning verification, namely holistic evaluation of the entire reasoning process. Baseline results are adopted directly from the ProcessBench official release. In particular, the baseline results for *GPT4.1-Nano* are obtained using the official prompts provided by ProcessBench.

In natural language reasoning tasks, such as the explanation of mathematical problem-solving steps, the overall narrative often follows a high-level logical ordering at the paragraph or step level. In such structures, later steps are generally derived from the conclusions of earlier ones. This inherent sequential dependency makes such scenarios amenable to the GoV framework. For the implementation of GoV on the ProcessBench benchmark, we treat each natural language paragraph as a node block B_j . This choice leverages the observation that paragraphs in this dataset tend to follow a coherent logical sequence, enabling efficient large-scale experimentation on the benchmark. During the verification of a given paragraph, all preceding paragraphs are used as premises, denoted as $Pred_{\text{prov}}$, and the natural paragraph order is followed as the verification sequence. All these implementations satisfy the conditions outlined in Section 3.3.

We encourage researchers and practitioners to define node or node block segmentation strategies and verification sequences tailored to the reasoning structure of their specific verification tasks. To illustrate and support such customization, we provide in Appendix A.3 three examples of applying GoV to different problems from the *GSM8K* dataset, showcasing diverse configuration approaches. This highlights GoV’s practicality and flexibility. Crucially, it does **NOT** require the reasoning process to be rigidly pre-transformed into a detailed,

Model	Method	GSM8K			MATH			OlympiadBench		
		Correct	Error	F1	Correct	Error	F1	Correct	Error	F1
Qwen2.5-7B	CoT	66.3	36.7	47.3	63.8	23.7	34.6	46.0	25.4	32.7
	-Instruct	GoV (Ours)	89.1	43.0	58.0	80.7	41.7	55.0	74.9	30.1
Qwen2.5-14B	CoT	93.8	47.8	63.3	86.9	40.4	55.2	76.4	30.9	44.0
	-Instruct	GoV (Ours)	92.2	60.3	72.9	90.6	56.0	69.2	83.4	42.3
Qwen2.5-32B	CoT	97.9	43.0	59.8	95.6	33.3	49.4	90.0	22.4	35.9
	-Instruct	GoV (Ours)	94.3	66.6	78.1	89.1	61.4	72.7	79.9	55.0
Qwen2.5-72B	CoT	98.4	61.4	75.6	91.9	45.3	60.7	88.5	33.7	48.9
	-Instruct	GoV (Ours)	98.9	67.6	80.3	90.3	64.4	75.2	84.0	49.4
Llama3.3-70B	CoT	96.9	66.2	78.6	93.1	38.4	54.4	90.0	30.9	46.0
	-Instruct	GoV (Ours)	92.2	68.6	78.6	79.3	65.1	71.5	64.6	57.0
GPT4.1-Nano	CoT	89.1	44.9	59.7	75.8	55.2	63.9	71.1	47.3	56.8
	GoV (Ours)	92.2	62.3	74.3	79.3	67.0	72.6	67.2	57.6	62.0

Table 2: Performance comparison on ProcessBench.

atomic-level DAG; rather, GoV is designed to effectively leverage the inherent, often macroscopic, logical structure present in various reasoning formats through its adaptable node block system.

As shown in Table 2, the GoV framework consistently improves F1 scores across various models and datasets compared to the baseline. In particular, the *Qwen2.5-32B-Instruct* model demonstrates a substantial performance gain on the most difficult dataset, *OlympiadBench*, with its F1 score rising from 35.9% to 62.2%. Furthermore, GoV yields stable improvements on relatively straightforward tasks (such as *GSM8K*), and exhibits even more pronounced benefits on complex reasoning tasks involving lengthy and intricate logical chains (like *OlympiadBench*), achieving significant gains in evaluation performance. A representative case study from ProcessBench is provided in the Appendix D. These results suggest that decomposing complex reasoning into ordered and context-aware verification units, each grounded in explicitly validated premises, enables LLMs to perform more accurate and structured step-by-step reasoning even when processing natural language explanations.

5 Conclusion

This paper presents the GoV (Graph of Verification) framework, a novel approach aimed at enhancing the verification capabilities of LLMs in complex reasoning scenarios. The core methodology of GoV is grounded in three fundamental principles. First, it formalizes the deductive reasoning process as a directed acyclic graph (DAG) \mathcal{G} , which explicitly captures the underlying log-

ical dependencies. Second, it performs sequential verification of reasoning units, ranging from fine-grained atomic statements (nodes) to larger, flexibly defined segments (node blocks), in accordance with a topological ordering derived from the graph. Third, GoV ensures that all necessary direct premises, as specified by the DAG structure, are provided as contextual input to the LLM during each verification step.

Empirical results obtained on a constructive arithmetic task (Number Triangle Summation) and benchmark subsets of varying complexity from ProcessBench demonstrate that GoV substantially improves both the accuracy and fidelity of LLM-based verification. By aligning the validation process with the explicit structure and dependencies of the reasoning graph, GoV exhibits greater robustness and superior error localization, especially in multi-step and high-complexity reasoning tasks, when compared to traditional holistic verification methods. These findings underscore GoV’s potential as a promising framework for enabling more reliable and interpretable LLM reasoning in critical application domains.

Limitations

The core mechanism of the GoV framework lies in verifying individual nodes or node blocks following the topological order of the reasoning graph. However, this approach may offer limited benefit for verification tasks that are trivially easy for LLMs. While decomposition-based methods like GoV generally incur higher computational costs to improve task performance, GoV’s flexible node

block granularity enables users to balance performance against resource consumption. Further details on cost and efficiency considerations are provided in Appendix C.

For deductive reasoning processes with ill-defined structures and ambiguous inter-node dependencies, such as those found in highly unstructured free-text reasoning, it is often necessary to first reconstruct a clear dependency structure before the GoV framework can be effectively leveraged. This structuring process may be carried out manually or assisted by LLMs.

References

- Josh Achiam, Steven Adler, Sandhini Agarwal, Lama Ahmad, Ilge Akkaya, Florencia Leoni Aleman, Diogo Almeida, Janko Altenschmidt, Sam Altman, Shyamal Anadkat, and 1 others. 2023. Gpt-4 technical report. *arXiv preprint arXiv:2303.08774*.
- Maciej Besta, Nils Blach, Alevs Kub’ivcek, Robert Gerstenberger, Lukas Gianinazzi, Joanna Gajda, Tomasz Lehmann, Michal Podstawski, Hubert Niewiadomski, Piotr Nyczyk, and Torsten Hoeffler. 2023. [Graph of thoughts: Solving elaborate problems with large language models](#). In *AAAI Conference on Artificial Intelligence*.
- Wenhu Chen, Xueguang Ma, Xinyi Wang, and William W. Cohen. 2022. [Program of thoughts prompting: Disentangling computation from reasoning for numerical reasoning tasks](#). *Trans. Mach. Learn. Res.*, 2023.
- Bofei Gao, Zefan Cai, Runxin Xu, Peiyi Wang, Ce Zheng, Runji Lin, Keming Lu, Junyang Lin, Chang Zhou, Tianyu Liu, and Baobao Chang. 2024. [Llm critics help catch bugs in mathematics: Towards a better mathematical verifier with natural language feedback](#). *ArXiv*, abs/2406.14024.
- Luyu Gao, Zhu Yun Dai, Panupong Pasupat, Anthony Chen, Arun Tejasvi Chaganty, Yicheng Fan, Vincent Zhao, N. Lao, Hongrae Lee, Da-Cheng Juan, and Kelvin Guu. 2022. [Rarr: Researching and revising what language models say, using language models](#). In *Annual Meeting of the Association for Computational Linguistics*.
- Yancheng He, Shilong Li, Jiaheng Liu, Weixun Wang, Xingyuan Bu, Ge Zhang, Zhongyuan Peng, Zhaoxiang Zhang, Zhicheng Zheng, Wenbo Su, and Bo Zheng. 2025. [Can large language models detect errors in long chain-of-thought reasoning?](#) *ArXiv*, abs/2502.19361.
- Baizhou Huang, Shuai Lu, Weizhu Chen, Xiaojun Wan, and Nan Duan. 2023. [Enhancing large language models in coding through multi-perspective self-consistency](#). In *Annual Meeting of the Association for Computational Linguistics*.
- Ryo Kamoi, Yusen Zhang, Nan Zhang, Jiawei Han, and Rui Zhang. 2024. [When can llms actually correct their own mistakes? a critical survey of self-correction of llms](#). *Transactions of the Association for Computational Linguistics*, 12:1417–1440.
- Hunter Lightman, Vineet Kosaraju, Yura Burda, Harrison Edwards, Bowen Baker, Teddy Lee, Jan Leike, John Schulman, Ilya Sutskever, and Karl Cobbe. 2023. [Let’s verify step by step](#). *ArXiv*, abs/2305.20050.
- Jack Lindsey, Wes Gurnee, Emmanuel Ameisen, Brian Chen, Adam Pearce, Nicholas L. Turner, Craig Citro, David Abrahams, Shan Carter, Basil Hosmer, Jonathan Marcus, Michael Sklar, Adly Templeton, Trenton Bricken, Callum McDougall, Hoagy Cunningham, Thomas Henighan, Adam Jermy, Andy Jones, and 8 others. 2025. [On the biology of a large language model](#). *Transformer Circuits Thread*.
- Liangchen Luo, Yinxiao Liu, Rosanne Liu, Samrat Phatale, Meiqi Guo, Harsh Lara, Yunxuan Li, Lei Shu, Yun Zhu, Lei Meng, and 1 others. 2024. Improve mathematical reasoning in language models by automated process supervision. *arXiv preprint arXiv:2406.06592*.
- Nat McAleese, Rai Michael Pokorny, Juan Felipe Cer’on Uribe, Evgenia Nitishinskaya, Maja Trebacz, and Jan Leike. 2024. [Llm critics help catch llm bugs](#). *ArXiv*, abs/2407.00215.
- Tushar Pandey, Ara Ghukasyan, Oktay Goktas, and Santosh Kumar Radha. 2025. [Adaptive graph of thoughts: Test-time adaptive reasoning unifying chain, tree, and graph structures](#). *ArXiv*, abs/2502.05078.
- Ansh Radhakrishnan, Karina Nguyen, Anna Chen, Carol Chen, Carson Denison, Danny Hernandez, Esin Durmus, Evan Hubinger, Jackson Kernion, Kamile Lukosiute, Newton Cheng, Nicholas Joseph, Nicholas Schiefer, Oliver Rausch, Sam McCandlish, Sheer El Showk, Tamera Lanham, Tim Maxwell, Venkatesa Chandrasekaran, and 5 others. 2023. [Question decomposition improves the faithfulness of model-generated reasoning](#). *CoRR*, abs/2307.11768.
- Zhihong Shao, Peiyi Wang, Qihao Zhu, Runxin Xu, Junxiao Song, Xiao Bi, Haowei Zhang, Mingchuan Zhang, YK Li, Y Wu, and 1 others. 2024. Deepseek-math: Pushing the limits of mathematical reasoning in open language models. *arXiv preprint arXiv:2402.03300*.
- Noah Shinn, Federico Cassano, Beck Labash, Ashwin Gopinath, Karthik Narasimhan, and Shunyu Yao. 2023. [Reflexion: language agents with verbal reinforcement learning](#). In *Neural Information Processing Systems*.
- Peiyi Wang, Lei Li, Zhihong Shao, Runxin Xu, Damai Dai, Yifei Li, Deli Chen, Y. Wu, and Zhifang Sui. 2023. [Math-shepherd: Verify and reinforce llms step-by-step without human annotations](#). *ArXiv*, abs/2312.08935.

Xuezhi Wang, Jason Wei, Dale Schuurmans, Quoc Le, Ed H. Chi, and Denny Zhou. 2022. [Self-consistency improves chain of thought reasoning in language models](#). *ArXiv*, abs/2203.11171.

Michael J Wavering. 1989. Logical reasoning necessary to make line graphs. *Journal of Research in Science Teaching*, 26(5):373–379.

Wenkai Yang, Jingwen Chen, Yankai Lin, and Ji-Rong Wen. 2025. [Deepcritic: Deliberate critique with large language models](#).

Shunyu Yao, Dian Yu, Jeffrey Zhao, Izhak Shafran, Thomas L. Griffiths, Yuan Cao, and Karthik Narasimhan. 2023. [Tree of thoughts: Deliberate problem solving with large language models](#). *ArXiv*, abs/2305.10601.

Ge Zhang, Mohammad Ali Alomrani, Hongjian Gu, Jiaming Zhou, Yaochen Hu, Bin Wang, Qun Liu, Mark Coates, Yingxue Zhang, and Jianye Hao. 2024a. [Path-of-thoughts: Extracting and following paths for robust relational reasoning with large language models](#). *ArXiv*, abs/2412.17963.

Lunjun Zhang, Arian Hosseini, Hritik Bansal, Mehran Kazemi, Aviral Kumar, and Rishabh Agarwal. 2024b. [Generative verifiers: Reward modeling as next-token prediction](#). *ArXiv*, abs/2408.15240.

Zhenru Zhang, Chujie Zheng, Yangzhen Wu, Beichen Zhang, Runji Lin, Bowen Yu, Dayiheng Liu, Jingren Zhou, and Junyang Lin. 2025. [The lessons of developing process reward models in mathematical reasoning](#). *ArXiv*, abs/2501.07301.

Lianmin Zheng, Wei-Lin Chiang, Ying Sheng, Siyuan Zhuang, Zhonghao Wu, Yonghao Zhuang, Zi Lin, Zhuohan Li, Dacheng Li, Eric P. Xing, Haotong Zhang, Joseph E. Gonzalez, and Ion Stoica. 2023. [Judging llm-as-a-judge with mt-bench and chatbot arena](#). *ArXiv*, abs/2306.05685.

Xin Zheng, Jie Lou, Boxi Cao, Xueru Wen, Yuqiu Ji, Hongyu Lin, Yaojie Lu, Xianpei Han, Debing Zhang, and Le Sun. 2024. [Critic-cot: Boosting the reasoning abilities of large language model via chain-of-thoughts critic](#). *ArXiv*, abs/2408.16326.

A Implementation Details

A.1 Algorithmic Description

The algorithms for GoV is summarized in Algorithm 1.

A.2 Prompt Template

The prompt used in the baseline method is constructed based on that of ProcessBench, while the prompt for GoV is a modified version derived from it. The baseline verifies the entire reasoning process as a whole, whereas GoV performs iterative verification in a node-block-wise manner following the

Algorithm 1 Graph of Verification (GoV)

Require: Reasoning graph $\mathcal{G} = (V, E)$, LLM-based verification function Verify

Ensure: Verification outcome $T(x)$, x can be a node or a node block

- 1: Perform a topological sort on \mathcal{G} to obtain an ordering σ and the corresponding verification sequence $\mathcal{C}_{\text{verif}}$ (or \mathcal{B})
 - 2: **for** each x in $\mathcal{C}_{\text{verif}}$ **do**
 - 3: Construct $\text{Pred}_{\text{prov}}(x)$ as a superset of $\text{Pred}(x)$ for node-level or $\text{Pred}_{\text{ext}}(x)$ for node block-level
 - 4: **if** $\text{Pred}_{\text{prov}}(x) = \emptyset$ **then**
 - 5: $T(x) \leftarrow \text{Verify}(x)$ // Directly verify initial premise
 - 6: **if** $T(x) = \text{False}$ **then**
 - 7: **break** // Stop at first detected error
 - 8: **end if**
 - 9: **else**
 - 10: $T(x) \leftarrow (\bigwedge_{y \in \text{Pred}_{\text{prov}}(x)} T(y) = \text{True}) \wedge \text{Verify}(x \mid \text{Pred}_{\text{prov}}(x))$
 - 11: **if** $T(x) = \text{False}$ **then**
 - 12: **break** // Stop at first detected error
 - 13: **end if**
 - 14: **end if**
 - 15: **end for**
 - 16: **return** $\{T(x) \mid x \in \mathcal{C}_{\text{verif}}\}$ // Overall validity of the reasoning
-

graph structure. This design ensures that each step in GoV focuses solely on verifying the correctness of a localized part of the reasoning. In particular, for the Number Triangle Summation task, since each addition formula already explicitly contains its prerequisite information, the $\{\text{calculation}\}$ in GoV’s prompt is restricted to the current addition formula only.

Baseline Prompt

The following is a math problem and a solution (split into paragraphs, enclosed with tags and indexed from 0):

[Math Problem]

{problem}

[Solution]

<paragraph_0>

{paragraph 0 of solution}

</paragraph_0>

...

```
<paragraph_n-1>
{paragraph n-1 of solution}
</paragraph_n-1>
```

Your task is to review and critique the solution paragraph by paragraph. Once you identify an error in a paragraph, return the index of the paragraph where the earliest error occurs. Otherwise, return the index of -1 (which typically denotes "not found").

Please put your final answer (i.e., the index) in `\boxed{}`.

GoV Prompt: Number Triangle Summation

System Prompt:

Please think step by step, and put your final conclusion (i.e., correct or incorrect) in `\boxed{}`.

User Prompt:

Verify whether the {calculation} is correct.

GoV Prompt: ProcessBench

The following is a math problem, the verified preceding steps of its solution, and the current step to be evaluated.

[Math Problem]

{problem}

[Correct Preceding Steps]

{preceding_text if preceding_text
else "No preceding steps."}

[Current Step]

{current_step_text}

Your task is to judge whether the [Current Step] is correct. Once you identify an error in the [Current Step], return "incorrect". Otherwise, return "correct".

Please think step by step, and put your final conclusion (i.e., correct or incorrect) in `\boxed{}`.

A.3 Flexible Configurations of GoV

A key feature of the GoV framework lies in its flexible granularity of verification units, which enables it to adapt to the complexity and structure of different reasoning problems.

To illustrate this, we present three examples corresponding to different types of reasoning tasks: arithmetic calculation (Problem 1), fractional refund estimation (Problem 2), and position tracking through sequential state transitions (Problem 3). Each problem is first decomposed into atomic reasoning steps (nodes), with logical dependencies encoded as edges in a DAG. We then demonstrate how different topological orders of the DAG and the granularity of the verification unit division can be used to guide the verification process in a localized and structured manner.

Problem 1: Mario's Snowshoes

Problem:

Mario needs to buy snowshoes for his 6 sled dogs. Assuming his dogs each has four legs and each pair of snowshoes costs \$12.00, how much will it cost him to buy snowshoes for all of his dogs?

Solution:

Let's break down the problem step by step. First, each dog has 4 legs.

Second, Mario has 6 dogs, so in total, there are $6 \times 4 = 24$ legs.

Third, since each pair of snowshoes is for one leg, Mario needs 24 pairs of snowshoes. Fourth, each pair of snowshoes costs \$12.00, so the total cost is $24 \times \$12.00$.

To calculate the total cost, we multiply 24 by 12: $24 \times 12 = 288$.

So, Mario needs to spend `$288.00` to buy snowshoes for all his dogs.

Reasoning Structure:

- P1: Each dog has 4 legs
- P2: Mario has 6 dogs
- P3: Each pair of snowshoes costs \$12.00
- C1: Total legs = $6 \times 4 = 24$
- C2: Need 24 pairs
- C3: Cost = $24 \times \$12 = \288

Dependencies:

- $P1 \rightarrow C1$
- $P2 \rightarrow C1$
- $C1 \rightarrow C2$
- $P3 \rightarrow C3$
- $C2 \rightarrow C3$

Topological Orders:

- P1, P2, P3, C1, C2, C3
- P1, P2, C1, P3, C2, C3 (Selected)
- P1, P2, C1, C2, P3, C3

- P1, P3, P2, C1, C2, C3
- P2, P1, P3, C1, C2, C3
- P2, P1, C1, P3, C2, C3
- P2, P1, C1, C2, P3, C3
- P2, P3, P1, C1, C2, C3
- P3, P1, P2, C1, C2, C3
- P3, P2, P1, C1, C2, C3

Verification Steps (Node-Level):

- Verify P1, P2, P3 from problem
- Verify C1 from P1 and P2
- Verify C2 from C1
- Verify C3 from C2 and P3
- Verify if C3 fully answers the problem

Node Block:

- B1 = [P1, P2]
- B2 = [C1]
- B3 = [P3]
- B4 = [C2]
- B5 = [C3]

Verification Steps (Node Block-Level):

- Verify B1 based on Problem
- Verify B2 based on B1
- Verify B3 based on Problem
- Verify B4 based on B2
- Verify B5 based on B3 and B4
- Verify whether the Problem is fully answered based on Problem and B5

Problem 2: Milk Refund

Problem:

A company sold 4000 gallons of milk in jars to Mr. Marcellus' store at the cost of \$3.5 per gallon. However, Mr. Marcellus later realized 2/5 of the amount of milk he purchased had passed the expiry date and could not be sold. He returned the sour milk to the company and ordered a refund. Calculate how much he got in refunds.

Solution:

First, let's calculate the total cost of the milk that Mr. Marcellus bought: Cost per gallon = \$3.5, Total gallons purchased = 4000. Total cost = Cost per gallon * Total gallons purchased = $\$3.5 * 4000 = \$14,000$.

Next, we need to find out how much milk was returned due to expiration: Fraction of expired milk = 2/5. Amount of expired milk = Fraction of expired milk * Total gallons purchased = $2/5 * 4000 = 800$ gallons.

Now, we need to calculate the cost of the expired milk that needs to be refunded: Cost of expired milk = Cost per gallon * Amount of expired milk = $\$3.5 * 800 = \$2,800$.

Therefore, Mr. Marcellus got a refund of \$2,800 for the unsellable milk. The answer is 2800.

Reasoning Structure:

- P1: \$3.5 per gallon
- P2: 4000 gallons purchased
- P3: 2/5 expired
- C1: Total cost = \$14,000
- C2: Expired milk = 800 gallons
- C3: Refund = \$2800

Dependencies:

- P1 → C1
- P2 → C1
- P2 → C2
- P3 → C2
- P1 → C3
- C2 → C3

Topological Orders:

- P1, P2, P3, C1, C2, C3 (Selected)
- P1, P2, P3, C2, C1, C3
- P1, P3, P2, C1, C2, C3
- P1, P3, P2, C2, C1, C3
- P2, P1, P3, C1, C2, C3
- P2, P1, P3, C2, C1, C3
- P2, P3, P1, C1, C2, C3
- P2, P3, P1, C2, C1, C3
- P3, P1, P2, C1, C2, C3
- P3, P1, P2, C2, C1, C3
- P3, P2, P1, C1, C2, C3
- P3, P2, P1, C2, C1, C3

Verification Steps:

- Verify P1 based on Problem
- Verify P2 based on Problem
- Verify P3 based on Problem
- Verify C1 based on P1 and P2
- Verify C2 based on P2 and P3
- Verify C3 based on P1 and C2
- Verify whether the Problem is fully answered based on Problem and C3

Problem 3: Finley's Race Position

Problem:

Finley took part in a 100-meter race. She started off in first, but then fell back 5 spots. She then moved ahead 2 spots, before

falling behind 3. Lastly, she jumped ahead 1 spot to finish the race. What place did she finish in?

Solution:

To find out what place Finley finished in, let's break down her movements step by step:

First, Finley started off in first place. - Current position: 1st

Second, she fell back 5 spots. - New position: $1st - 5 = 6th$

Third, she moved ahead 2 spots. - New position: $6th + 2 = 8th$

Fourth, she fell behind 3 spots. - New position: $8th - 3 = 11th$

Lastly, she jumped ahead 1 spot to finish the race. - New position: $11th + 1 = 12th$
So, Finley finished the race in 12th place.

12

Reasoning Structure:

- P1: Start at 1st
- P2: Fall back 5
- P3: Move ahead 2
- P4: Fall behind 3
- P5: Jump ahead 1
- C1: 6th
- C2: 8th
- C3: 11th
- C4: 12th

Dependencies:

- P1 → C1
- P2 → C1
- C1 → C2
- P3 → C2
- C2 → C3
- P4 → C3
- C3 → C4
- P5 → C4

Topological Orders:

- P1, P2, C1, P3, C2, P4, C3, P5, C4 (Selected) and 119 others

Verification Steps:

- Verify P1 based on Problem
- Verify P2 based on Problem
- Verify C1 based on P1 and P2
- Verify P3 based on Problem
- Verify P4 based on Problem
- Verify C3 based on P4 and C2
- Verify P5 based on Problem

- Verify C4 based on P5 and C3
- Verify whether the Problem is fully answered based on Problem and C4

B Dataset Details

This section provides data examples for the Number Triangle Summation and ProcessBench datasets.

B.1 Number Triangle Summation

An error in any intermediate calculation typically propagates, leading to an incorrect final result. The 'label' for this dataset indicates the first step (1-indexed) containing a calculation error.

Example: Number Triangle Summation

Problem:

Given 5 numbers at layer 0: 8129, 1967, 7829, 4593, 4076. Calculate the sum of adjacent numbers to form the next layer, repeating this process until only one number remains at layer 4. What is the final number?

Solution:

Step 1 (Calculating Layer 1 from Layer 0):

$$8129 + 1967 = 10096$$

$$1967 + 7829 = 9796$$

$$7829 + 4593 = 12422$$

$$4593 + 4076 = 8669$$

Step 2 (Calculating Layer 2 from Layer 1):

$$10096 + 9796 = 19892$$

$$9796 + 12422 = 22218$$

$$12422 + 8669 = 21091$$

Step 3 (Calculating Layer 3 from Layer 2):

$$19892 + 22218 = 42110$$

$$22218 + 21091 = 43209 \quad \% \text{ Correct sum is } 43309$$

Step 4 (Calculating Layer 4 from Layer 3):

$$42110 + 43209 = 85319$$

Final Answer: The number at Layer 4 is 85319.

Final Answer Correct: FALSE

Label: 3

B.2 ProcessBench

For ProcessBench, the solution is presented in paragraphs, and the 'label' indicates the 0-indexed paragraph containing the first error. A label of -1 signifies a correct solution.

Example: ProcessBench (GSM8K subset, Erroneous)

Problem:

Mario needs to buy snowshoes for his 6 sled dogs. Assuming his dogs each has four legs and each pair of snowshoes costs \$12.00, how much will it cost him to buy snowshoes for all of his dogs?

Solution:

(Paragraph 0) Let’s break down the problem step by step. First, each dog has 4 legs.

(Paragraph 1) Second, Mario has 6 dogs, so in total, there are $6 \times 4 = 24$ legs.

(Paragraph 2) Third, since each pair of snowshoes is for one leg, Mario needs 24 pairs of snowshoes. %

Error: A pair is for two legs.

(Paragraph 3) Fourth, each pair of snowshoes costs \$12.00, so the total cost is $24 \times \$12.00$.

(Paragraph 4) To calculate the total cost, we multiply 24 by 12: $24 \times 12 = 288$. So, Mario needs to spend \$288.00 to buy snowshoes for all his dogs.

Final Answer Correct: FALSE

Label: 2

C Cost and Efficiency Analysis

The inherently structured and iterative verification methodology of GoV, characterized by independent LLM calls for each node or node block, naturally incurs greater computational resource consumption compared to holistic, single-pass verification techniques such as the CoT baseline. This section provides a transparent analysis of token consumption and corresponding monetary costs for the *Qwen2.5-72B-Instruct* model applied to the Number Triangle Summation and GSM8K (ProcessBench) datasets. The pricing is approximately \$0.0003 per 1,000 input tokens and \$0.0009 per 1,000 output tokens.

Table 3 outlines the cost comparison for the Number Triangle Summation task. The significantly higher output token volume for GoV stems from the LLM’s need to generate detailed, step-by-step verification reasoning for the numerous atomic arithmetic operations within the number triangle.

	Input Tokens	Output Tokens	Total Cost (\$)
CoT (Baseline)	237,654	76,622	0.140
GoV (Ours)	264,687	1,388,141	1.329

Table 3: Cost analysis for the entire Number Triangle Summation dataset (500 instances).

For the GSM8K (ProcessBench) dataset, the cost implications are detailed in Table 4. The total cost of verifying these 400 instances using GoV is approximately \$0.362, compared to \$0.101 for the baseline. In this context, GoV’s paragraph-level node block verification strategy results in a higher input token count due to the need to re-provide previously verified paragraphs as context for subsequent blocks. Concurrently, the iterative verification of each distinct block also leads to increased output tokens.

	Input Tokens	Output Tokens	Total Cost (\$)
CoT (Baseline)	210,860	42,157	0.101
GoV (Ours)	578,592	208,820	0.362

Table 4: Cost analysis for the entire GSM8K (ProcessBench) dataset (400 instances).

While the experiments above show GoV’s cost to be 3 to 10 times higher than the CoT baseline, GoV’s flexibility allows for the aggregation of nodes into node blocks, which can reduce verification costs and improve efficiency. Consequently, GoV can be configured according to budgetary constraints; in an extreme case where all nodes are aggregated into a single node block, GoV effectively degenerates into the CoT baseline.

There is a growing recognition that achieving superior AI performance, particularly in complex cognitive tasks, often necessitates more intensive and structured computational approaches. As LLM technology continues to advance, potentially bringing higher operational efficiency and lower costs, the strategic advantages of adopting rigorous verification frameworks like GoV are expected to become more compelling and integral to the development of reliable and trustworthy AI systems.

D Case Study

To clearly illustrate the strengths of the GoV approach, Table 5 presents a representative case from a *GSM8K* subset. In this example, the reasoning process contains a subtle logical flaw. The baseline method, which attempts to handle the entire reasoning chain in one pass, fails to detect the error and instead incorrectly classifies the output as correct. In contrast, GoV identifies the flawed logic within the specific paragraph responsible for the error. By focusing on this segment while building upon the previously validated context, GoV enables the model to isolate and flag the mistake effectively. This example highlights how GoV’s step-by-step verification mechanism empowers LLMs to conduct more fine-grained and reliable reasoning, capturing subtle defects that are often overlooked in holistic evaluations.

Category	Component	Details
Problem		Mario needs to buy snowshoes for his 6 sled dogs. Assuming his dogs each has four legs and each pair of snowshoes costs \$12.00, how much will it cost him to buy snowshoes for all of his dogs?
	Block B_1	[Let's break down the problem step by step. First, each dog has 4 legs.]
LLM's Solution	Block B_2	[Second, Mario has 6 dogs, so in total, there are $6 \times 4 = 24$ legs.]
	Block B_3	[Third, since each pair of snowshoes is for one leg, Mario needs 24 pairs of snowshoes.]
	Block B_4	[Fourth, each pair of snowshoes costs \$12.00, so the total cost is $24 \times \$12.00$.]
	Block B_5	[To calculate the total cost, we multiply 24 by 12: $24 \times 12 = 288$. So, Mario needs to spend \$288.00 to buy snowshoes for all his dogs.]
		[Reading through the provided solution step by step: <paragraph_0>accurately states that each dog has 4 legs, which is correct. <paragraph_1>correctly calculates that for 6 dogs, there are a total of $6 \times 4 = 24$ legs, which is accurate. <paragraph_2>correctly deduces that since each pair of snowshoes covers one leg, Mario needs 24 pairs of snowshoes, which is accurate based on the previous steps.
Baseline (COT) Verification	Reason	<div style="background-color: #ffe6e6; padding: 5px;"> <paragraph_3>correctly notes that each pair of snowshoes costs \$12.00, and the total cost can be found by multiplying the number of pairs by the cost, which is $24 \times \\$12.00$. ✖ </div> <paragraph_4>correctly calculates the total cost as $24 \times \$12.00 = \288.00 . After reviewing the solution paragraph by paragraph, there are no errors found in the logic or calculations. Therefore, the index of the paragraph where the earliest error occurs is -1 .]
	Judgment	[Correct] ✖
	Step 1: Verify Block B_1	Premises: (None or initial problem statement) Reason: [The current step is stating a fact about the number of legs each dog has, which is correct according to the problem statement. The problem mentions that each dog has four legs, and this is the first step in understanding the total number of snowshoes needed. Therefore, the evaluation of the [Current Step] is correct .] LLM Judgment on B_1: Correct

Continued on next page

Table 5 – Continued from previous page

Category	Component	Details
	Step 2: Verify Block B_2	<p>Premises: Content of B_1</p> <p>Reason: [To evaluate the correctness of the [Current Step], let's go through the logic step by step.</p> <ol style="list-style-type: none"> 1. Each dog has 4 legs. 2. Mario has 6 dogs. 3. Therefore, the total number of legs is 6 dogs * 4 legs/dog = 24 legs. <p>The [Current Step] states that Mario has 6 dogs, so in total, there are 6 x 4 = 24 legs. This calculation is correct based on the given information.</p> <p>Therefore, the evaluation of the [Current Step] is <i>correct</i>.]</p> <p>LLM Judgment on B_2: Correct</p>
	Step 3: Verify Block B_3	<p>Premises: Content of B_1, B_2</p> <p>Reason: [Let's analyze the [Current Step] step by step.</p> <ol style="list-style-type: none"> 1. Each dog has 4 legs. 2. Mario has 6 dogs, so there are 6 x 4 = 24 legs in total. 3. The [Current Step] states that Mario needs 24 pairs of snowshoes, assuming each pair of snowshoes is for one leg. <p>However, the term "pair" typically implies two items. In the context of snowshoes, a pair would be for two legs (one for each foot). Therefore, Mario would need 12 pairs of snowshoes to cover all 24 legs (since each pair covers two legs).</p> <p>Thus, the [Current Step] is incorrect because it assumes each pair of snowshoes is for one leg, which is not the standard usage of the term "pair."</p> <p><i>incorrect</i>]</p> <p>LLM Judgment on B_3: INCORRECT.]</p>
	GoV Conclusion	==> GoV reports error at Block B_3 and stops. ✓

Table 5: Analysis of LLM Solution for Mario's Snowshoes Problem