

# T-TEXTS (Teaching Text Expansion for Teacher Scaffolding): Enhancing Text Selection in High School Literature through Knowledge Graph-Based Recommendation

Nirmal Gelal<sup>1</sup>, Chloe Snow<sup>2</sup>, Ambyr Rios<sup>2</sup>,  
Hande Küçük McGinty<sup>1\*</sup>

<sup>1</sup>Department of Computer Science.

<sup>2</sup>Department of Curriculum and Instruction.  
Kansas State University, Manhattan, 66502, KS, USA.

\*Corresponding author(s). E-mail(s): [hande@ksu.edu](mailto:hande@ksu.edu);  
Contributing authors: [ngelal@ksu.edu](mailto:ngelal@ksu.edu); [chlo24@ksu.edu](mailto:chlo24@ksu.edu);  
[ambyrrios@ksu.edu](mailto:ambyrrios@ksu.edu);

## Abstract

The implementation of transformational pedagogy in secondary education classrooms requires a broad multiliteracy approach. Due to limited planning time and resources, high school English Literature teachers often struggle to curate diverse, thematically aligned literature text sets. This study addresses the critical need for a tool that provides scaffolds for novice educators in selecting literature texts that are diverse—in terms of genre, theme, subtheme, and author—yet similar in context and pedagogical merits. We have developed a recommendation system, Teaching Text Expansion for Teacher Scaffolding (T-TEXTS), that suggests high school English Literature books based on pedagogical merits, genre, and thematic relevance using a knowledge graph. We constructed a domain-specific ontology using the KNowledge Acquisition and Representation Methodology (KNARM), transformed into a knowledge graph, which was then embedded using DeepWalk, biased random walk, and a hybrid of both approaches. The system was evaluated using link prediction and recommendation performance metrics, including Area Under the Curve (AUC), Mean Reciprocal Rank (MRR), Hits@ $K$ , and normalized Discounted Cumulative Gain (nDCG). DeepWalk outperformed in most ranking metrics, with the highest AUC (0.9431), whereas the hybrid model offered balanced performance. These findings demonstrate the

importance of semantic, ontology-driven approaches in recommendation systems and suggest that T-TEExTS can significantly ease the burden of English Literature text selection for high school educators, promoting more informed and inclusive curricular decisions. The source code for T-TEExTS is available at: <https://github.com/koncordantlab/TTEExTS>

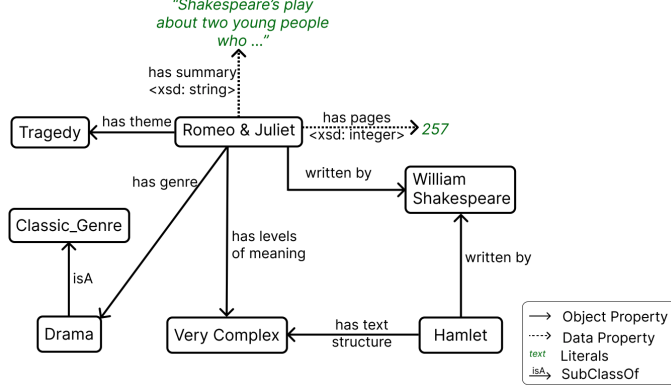
**Keywords:** Knowledge Graphs, Recommendation, Random Walk, DeepWalk, Biased Random Walk

## 1 Introduction

Scholars argue that in order for “transformative pedagogy” to occur, a multiliteracy approach must be used within the secondary education classroom [1]. An example of multiliteracy is text sets, which are textual works of any format that are grouped together in order to teach a specific concept or deepen students’ understanding of a topic because they are thematically aligned [2]. Text sets are advantageous to instruction because they can build background knowledge, make texts accessible, and aid comprehension of a certain topic through scaffolding [3, 4]. Beyond academics, text sets also ensure that students are being introduced to Literature and informational texts that are culturally relevant and create engaging reading experiences [3]. Thus, text sets offer secondary teachers the opportunity to integrate texts of various genres, authors, length, complexity, and modalities into their curriculum [5].

However, despite the educational benefits of text sets, many educators have not realized full benefits of text sets because they do not have the pedagogical knowledge, planning time, or material to compile and implement this in their curriculum [4, 5]. A sound recommendation system suggesting texts with similar complexity and pedagogical merits could solve the above-mentioned problem. This study focuses on capturing the complexities in the domain, systematically creating a formal ontology, and generating a recommendation system using a knowledge graph (KG) populated with the formal ontology schema and database backend to suggest English language arts instructional texts for novice educators.

Ontologies are domain-specific representations of knowledge employing Description Logic (DL) to capture the complexities inherent in data. Widely utilized in fields such as bioinformatics [6–9], ontologies formally express complex domain knowledge and manage extensive domain vocabularies. In this study, we use knowledge graphs as multi-relational graphs that employ ontologies as a schema, utilizing Resource Description Framework (RDF) triples such as *<Romeo&Juliet, written\_by, William\_Shakespeare>*. Figure 1 illustrates the basic structure of a knowledge graph. In our approach, a knowledge graph can stay aligned with the datasets, while the ontology backend extends beyond graph structures by incorporating logical constructors such as *existential & universal quantifiers*, *subclasses*, and *class disjointness*. Additionally, it supports *annotations*, which store metadata such as *synonyms*, *comments*, and *human-focused definitions* of a class. Consequently, ontologies are more semantically



**Fig. 1:** Example of a knowledge graph representing English Literature concepts and their relationships.

rich than schema-light knowledge graphs, which prompted us to develop an ontology on English Literature texts, using the Knowledge Acquisition and Representation Methodology (KNARM) [10] approach on data provided by our domain experts.

Extensive research has been conducted on the semantic embedding of knowledge graphs and ontologies, aiming to represent KG entities in a vector space [11–13]. Although some studies have incorporated logical constructors of ontologies into the semantic embeddings [14], the majority of the embedding generation algorithms are designed for knowledge graphs containing RDF triples. As our custom-generated graph was not highly complex in terms of axioms and logical constructs, we opted to convert the ontology into a graph composed of RDF triples. We implemented DeepWalk [15], which performs random walk sampling on the graph to generate a sequence of entities and a biased random walk, a modified version of DeepWalk with weighted edges. These sequences were then used to generate embeddings through the skip-gram method via Word2Vec [16], effectively capturing the context of neighboring entities within the sequence. A hybrid embedding was also generated, concatenating the embeddings from DeepWalk and biased random walks to capture the strength of both models. After generating the embeddings, cosine similarity was employed to measure the proximity between the books in the high-dimensional vector space. This similarity enabled the identification of related books, which were subsequently recommended to users. The detailed embedding generation and similarity computation processes are described in Section 3.3.

The traditional recommendation approaches, such as collaborative filtering and content-based recommendation, have demonstrated effectiveness [17]; however, they also exhibit notable limitations. For example, collaborative filtering often encounters challenges such as the cold-start problem, where insufficient data regarding new entities hinders recommendation quality [18, 19]. Similarly, content-based recommendation systems struggle to expand beyond a user’s existing interests, limiting their ability to introduce new or related topics. In contrast, semantic approaches such as ontologies and knowledge graphs possess a robust capability for capturing complex contextual

information. This research aims to address the limitations of traditional implementations of recommendation systems by incorporating semantic richness and structural knowledge into the recommendation process.

## 2 Related Work

English Language Arts teachers’ selection of classroom instructional texts has been described as significant and consequential to students’ skill development and interest toward reading [20, 21]. In particular, teachers’ selection of high-quality, diverse texts relevant and representative of the learners in their care has been connected to various social and academic student benefits [22, 23]. However, despite the potential benefits and the growing number of resources for teachers’ diverse text selection, teachers’ instructional text selection has remained largely stagnant within the last century [24, 25]. Teachers continue to choose texts they know, those available within their schools, and those within the secondary English canon (Rios, 2024), all sources that yield a group of texts that is more traditional, less diverse, and a mismatch to students’ identities and interests [26–28]. Teachers need additional tools and resources to support their creation and integration of text sets in the secondary English language arts curriculum.

A significant amount of research has been conducted on the representation learning of ontologies [29, 30] and knowledge graphs [31–33]. Through graph representation learning, various downstream graph-related tasks have been addressed, including link-prediction [34], node-classification [35], relation-prediction [36], and recommendation tasks [37, 38]. Studies such as [39] and [40] employed feature learning in biological knowledge graphs and demonstrated improvements in link-prediction performance. These findings indicate that knowledge graphs have shown strong performance across diverse domains, effectively capturing both implicit and explicit domain knowledge and applying it to the aforementioned applications.

[41] utilized general knowledge graphs such as DBpedia and Wikidata for content-based recommendation of movies and book shows. The study employed a language modeling approach for unsupervised feature extraction from sequences of words, adapted to RDF graphs. However, its performance on domain-specific knowledge graphs remained untested. Furthermore, while [41] relied solely on a uniform random walk strategy for sequence generation, our approach introduces a biased random walk and hybrid methods.

[42] proposed 12 different strategies for biased random walks based on uniform, edge-centric, node-centric object frequency, and node-centric PageRank approaches. The study evaluated these strategies across five datasets from different domains, employing all 12 methods to weight and bias the walk. Although the specific strategies proposed by [42] were not employed in our approach, our method was instead guided by the importance of predicates for our particular task, as identified by domain experts. Nevertheless, their work provided valuable inspiration and highlighted areas for potential improvement.

Node2Vec [43], a widely used random walk-based embedding algorithm, introduced a biased walk procedure controlled by two parameters: the return parameter  $p$  and the

in-out parameter  $q$ . These parameters allow the walk to balance exploration strategies, effectively interpolating between Breadth First Search (BFS) and Depth First Search (DFS). BFS captures structural equivalence by focusing on immediate local structures, while DFS explores broader neighborhoods, aiding the discovery of homophilous communities at the cost of high variance. Despite its effectiveness, Node2Vec was not employed in this study, as the objective was to compare uniform and biased random walk sampling guided by the weights of relationships based on the preference of domain experts.

Another strategy for learning features from a graph involves the incorporation of Graph Neural Networks (GNNs), which are based on the concept of *message passing*. In GNNs, message passing refers to the process by which information, represented as vectors, is exchanged between nodes along the edges that connect them. [44] employed a GNN for personalized audiobook recommendations at Spotify. [45, 46] demonstrated improved performance in prediction and classification tasks over traditional graph feature learning algorithms, introducing architectures such as Graph Convolutional Networks (GCNs) and Graph Attention Networks (GATs). Although GNNs such as GCNs and GATs have demonstrated superior performance in various graph-based tasks, this study employed DeepWalk and biased random walk approaches due to the small, domain-specific nature of the manually curated knowledge graph. Moreover, our experimental results indicate that DeepWalk outperformed more complex variants, suggesting that simpler structure-based methods were better suited to the characteristics of the domain and dataset.

## 3 Methodology

### 3.1 Data Collection

The initial set of English Literature texts was selected based on findings from the study on text selection practices conducted across the state of Kansas [24]. Additional texts were incorporated using two approaches: (1) consultation with educators and (2) analysis of course syllabi. To supplement the dataset through educator input, we solicited guidance from middle and high school teachers in local Kansas districts who reported using MyPerspectives<sup>1</sup> and StudySync,<sup>2</sup> both of which are widely adopted, standards-aligned English Language Arts (ELA) curriculum programs across K-12 schools in this state. Educators provided information on the literary texts currently being used in their classrooms. In parallel, we examined syllabi from higher education courses in Kansas State University’s Department of English—specifically ENGL 545: Literature for Adolescents and ENGL 580: World Literature—developed by faculty experts at this university. These syllabi were used to identify additional literature frequently assigned in secondary and postsecondary educational settings.

---

<sup>1</sup><https://www.savvas.com/solutions/literacy/core-programs/myperspectives-english-language-arts>

<sup>2</sup><https://www.studysync.com/>

For each selected text, quantitative text analyses were performed using established text complexity tools, including the Lexile Analyzer,<sup>3</sup> Flesch-Kincaid Grade Level Calculator,<sup>4</sup> and ATOS Analyzer.<sup>5</sup> These standardized metrics evaluate the complexity of texts based on linguistic features such as sentence length, word frequency, and syntactic structure, providing estimates of the difficulty of a text. In addition to these quantitative measures, qualitative evaluations were conducted using rubrics created by Achieve the Core,<sup>6</sup> which were aligned to the *Research Supporting Key Elements of the Standards, Common Core State Standards for English Language Arts and Literacy in History/Social Studies and Science and Technical Subjects* [47]. In this study, we have collected 100 English Literature books and their associated qualitative, quantitative, and instructional merit descriptors. To ensure validity, results were corroborated among the English education students on the text evaluation research team.

Summaries of the texts were derived from text descriptions available through the Library of Congress database.<sup>7</sup> To determine genre, theme, and sub-theme classifications, we used keywords from the same database and identified emergent elements within each subcategory. We parsed the category as *genre*, the major takeaways from the text as *theme*, and the descriptive, emotive topics related to the texts as *sub-theme*. We also created a taxonomy-like hierarchical tree for genre, theme, and sub-theme, which was later preserved within an ontology as separate modules.

## 3.2 Ontology Creation

Ontologies offer a formal mechanism to define concepts (classes), properties (relationships), and individuals within a specific domain. They employ formal languages, often based on Description Logic (DL), to precisely capture meanings and logical associations between real-world entities. We used a data-agnostic methodology, known as KNowledge Acquisition and Representation Methodology (KNARM) [10], to generate our ontology. Figure 2 illustrates the nine steps and flow of KNARM. Following agile principles, feedback loops are employed prior to the finalization of ontologies. The circular flow depicted in the figure signifies that the ontology-building process constitutes a continuous effort, enabling ontology engineers to iteratively incorporate additional concepts and knowledge until the captured knowledge is validated and approved by domain experts.<sup>8</sup> The nine steps of the KNARM methodology, along with the corresponding actions performed in each step, are briefly outlined below:

### 3.2.1 Sub-Language Analysis

In this first step, key concepts and relationships related to texts' characteristics, pedagogical value, and diversity in terms of genre, theme, and subtheme in the English Literature curriculum domain are analyzed. A variety of document corpora, including

<sup>3</sup><https://hub.lexile.com/text-analyzer/>

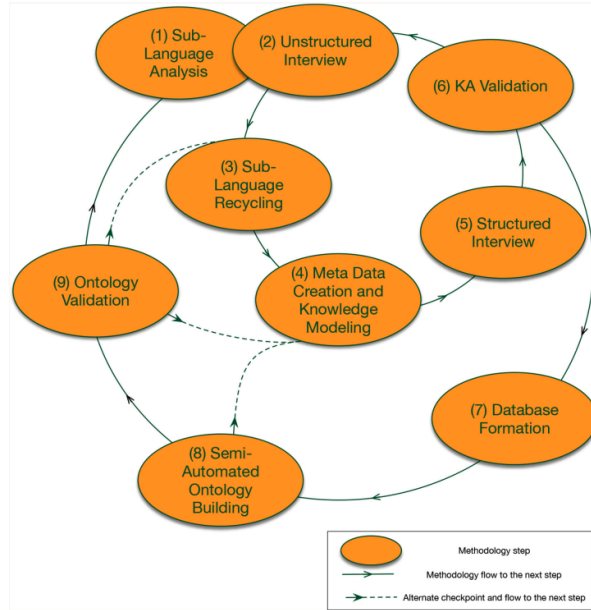
<sup>4</sup><https://goodcalculators.com/flesch-kincaid-calculator/>

<sup>5</sup><https://www.renaissance.com/resources/atos-analyzer/atos-analyzer-tool/>

<sup>6</sup>SCASS Text Complexity Qualitative Measures Rubric

<sup>7</sup><https://catalog.loc.gov>

<sup>8</sup>Throughout this work, the term *Domain Experts* denotes the current secondary English Language Arts teachers and teacher educators who are researchers specializing in text selection and curriculum development for secondary school settings.



**Fig. 2:** Steps of KNowledge Acquisition and Representation Methodology (KNARM) [10], where KA refers to Knowledge Acquisition.

[47] and the SCASS Text Complexity Qualitative Measures Rubric<sup>6</sup> were analyzed to understand the qualitative measures and used to distinguish the complexity of texts. Recurring terms and patterns related to text complexities, pedagogical merits,<sup>9</sup> genre, theme, and sub-theme were identified, which constituted the aim of this step. Following the identification of concepts and their relationships, validation was conducted with domain experts to verify and refine them.

### 3.2.2 Unstructured Interview

We conducted a few semi-structured interviews with literacy teachers, curriculum developers, and English Language Arts subject matter experts who select texts for high schools. We employed open-ended questions exploring how they currently select English Literature texts, what defines a “diverse”<sup>10</sup> text, how they assess similarity in complexity or pedagogical approach, and their expectations for this recommendation system.

<sup>9</sup>Pedagogical merits are evaluated through a combination of qualitative measures—including levels of meaning, text structure, language conventionality and clarity, and knowledge demands—and quantitative metrics, including Lexile Level, Flesch-Kincaid Grade Level, ATOS Reading Level, and Reader Maturity Level.

<sup>10</sup>“Diverse” texts here refer to texts that differ in terms of genre, theme, subtheme, and authors, yet have similar pedagogical merits.





### 3.2.5 Structured Interview

The knowledge obtained in the previous steps was utilized to conduct interviews with domain experts involved in data creation. We made an effort to ensure that no important aspects were overlooked during the modeling process. We added a few rule-based axioms in this step, such as: if the year of a text is earlier than 1945, then the triple (Book, hasEra, Traditional) is generated, as it describes texts written before the end of World War II [48]; else, the triple (Book, hasEra, Contemporary) is generated. Additionally, if any of the qualitative measures contain “slightly complex” as a field and the Lexile level is less than 925, then the triple (Book, hasTextComplexity, Slightly\_Complex) is included in the graph. Similarly, for Lexile levels greater than or equal to 925 and less than 1185, with any of the qualitative measures being “moderately complex,” a triple (Book, hasTextComplexity, Moderately\_Complex) is added. Texts with Lexile level ranges 1185 to 1335 were designated for “very complex” and 1335 to 1440 for “exceedingly complex” texts. Likewise, through continuous interaction with the domain experts, we collected the knowledge for each book and associated concepts.

### 3.2.6 Knowledge Acquisition Validation

This phase can be considered as the initial feedback loop in the process. During this stage, outputs from previous steps—such as the modeled knowledge—were presented to domain experts. The primary aim of this step is to identify any gaps in the knowledge that may have been missed or misinterpreted.

### 3.2.7 Database Formation

While our dataset is small enough to be efficiently managed using flat files, we generated a GraphDB repository to ensure rapid additions and revisions to the data and knowledge graph in the future. Graph databases, such as GraphDB and Neo4j, offer numerous advantages, including handling large-scale data, structural compatibility with the schema, scalability, and their inherent graph-based architecture.

### 3.2.8 Semi-Automated Ontology Building

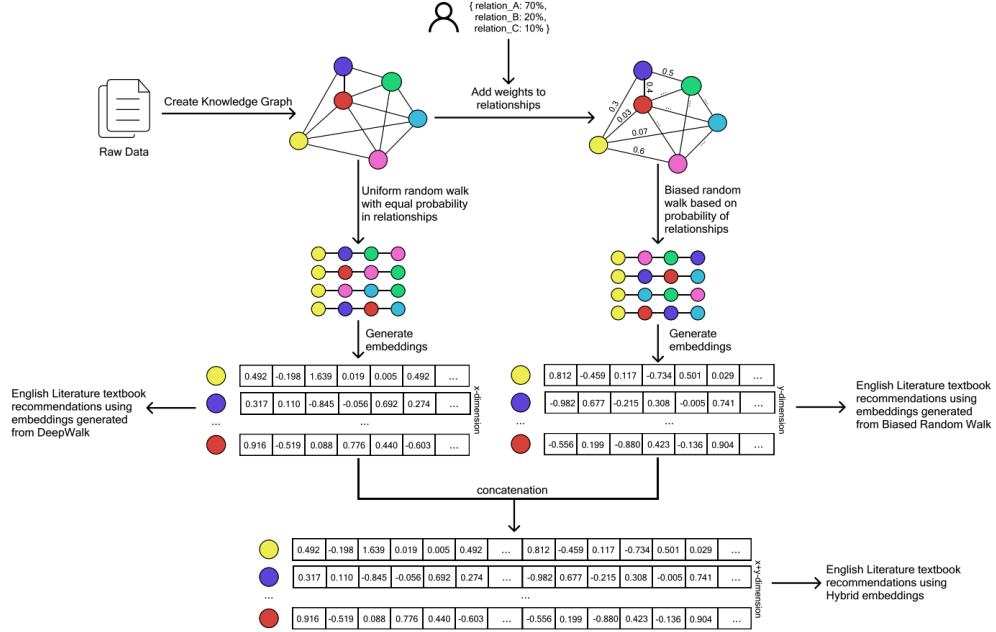
We used the RDFLib<sup>11</sup> library to create and modify the knowledge graphs. This step is referred to as semi-automated because, while the schema development and data population are automated using these tools, domain experts remain actively engaged throughout the process to ensure accuracy and relevance.

### 3.2.9 Ontology Validation

Diverse approaches are available to validate ontologies. [49] proposes four different approaches to ontology evaluation: gold standard-based, corpus-based, task-based, and criteria-based evaluation. Since there exists no gold-standard ontologies in high-school-level English Literature texts containing pedagogical merits for gold standard-based evaluation, nor any document corpus that comprehensively captures all the concepts

---

<sup>11</sup><https://github.com/RDFLib/rdfib>



**Fig. 4:** Workflow of the English Literature Text Recommender System

Using the KNARM methodology [10], raw data are cleaned and converted into a knowledge graph. Embeddings are generated via hyperparameter-tuned uniform (DeepWalk, embedding-size  $x$ ) and biased (embedding-size  $y$ ) random walks—combined into a hybrid ( $x+y$ ) sized vector for downstream machine learning (ML) tasks like recommendations. The recommendation results of the three models are compared.

and relationships defined and incorporated in our ontology and knowledge graphs for corpus-based evaluation, we adopted a task-based ontology evaluation mechanism. Our task-based ontology validation approach involves measuring the performance of an ontology for a particular task, regardless of its structural characteristics. This approach focuses on addressing the domain-expert requests identified during the interview phases of ontology development.

### 3.3 Recommendation Model

Machine learning applications and statistical analyses utilize numerical data, making the conversion of text- and graph-based data into vector representations a common approach. [14] advocates two paradigms of representing entities in a vector space while preserving their semantics. The first approach involves computing embeddings in an end-to-end manner, iteratively adjusting the vectors using an optimization algorithm to minimize the overall loss across all the triples. Losses are typically calculated by scoring the truth or falsity of each triple (positive and negative samples). Algorithms such as DistMult[50] and TransE [51] are based on this technique.

Another paradigm involves explicitly exploring neighborhoods of entities and relations in the graph prior to learning embeddings using a word embedding model. DeepWalk [15] adopts this strategy by employing a random walk technique to explore

neighborhoods and generate sequences of nodes (and relations in KGs), treating these sequences as “sentences”. For each concept and relation within the sentence, a latent feature or embedding is learned using the skip-gram method described in Word2Vec [16].

For a given ontology  $\mathcal{O}$ , transformation is performed to obtain a graph  $\mathcal{G}$  based on OWL to RDF Graph Mapping, as originally defined by the World Wide Web Consortium (W3C)<sup>12</sup>, in order to store and exchange OWL ontologies as RDF triples. Let  $\mathcal{E} = \{e_1, \dots, e_{N_e}\}$  represent the set of entities (concepts), and let  $\mathcal{R} = \{r_1, \dots, r_{N_r}\}$  in  $\mathcal{G}$  denote the set of relations connecting two entities. A walk  $\mathcal{W}_{e_i}^m$  is defined as  $\{e_i, e_j, e_k, \dots\}$ , and is generated using a uniform random walk algorithm from DeepWalk. “Uniform” here indicates that for an entity  $e_i$ , there exists an equal probability of transitioning to any of its neighboring nodes. We also explored the modification of this approach by assigning weights to the relations (assessing the priority), thereby altering the likelihood of selecting the subsequent node in the walk. Data properties, i.e., relationships between a class and a literal value, such as strings, numbers, and other data types that define attributes or characteristics of entities, were discarded. Given that the graph is domain-expert curated and small-scale, DeepWalk and biased random walk were chosen instead of Node2Vec, as the latter is more suitable for large-scale graphs where it can more effectively control the depth and breadth of walks.

The conversion of a graph into a sentence-like structure enables the application of natural language processing (NLP) tasks, such as Word2Vec, to learn word (entity) embeddings based on the context words (entities). Skip-gram is a neural network-based model commonly employed in NLP to learn vector embeddings for words. It is effective in capturing semantic relationships between the words within a sentence. The objective of the model is to predict the context words of a given target word within a fixed window in a sentence. For a word  $w_t$ , it aims to predict words within the context window size  $c$  around it:

$$\text{maximize} \quad \prod_{-c \leq j \leq c, j \neq 0} P(w_{t+j} | w_t)$$

A model learns more effectively when negative samples are included in the dataset [52]. Embeddings are better learned when the model can distinguish between triples that exist and those that do not. To facilitate this, we generated negative samples using a common negative sampling technique. During negative sample generation, either the subject (i.e., head) or the object (i.e., tail) of a triple is replaced by another entity, ensuring that the resulting triple does not exist in the graph. For example, from the true triple  $\langle \textit{Romeo\&Juliet}, \textit{written\_by}, \textit{William\_Shakespeare} \rangle$ , negative triples are generated by substituting either the head *Romeo&Juliet* or the tail *William.Shakespeare* with other entities. The resulting negative triples may include  $\langle \textit{Romeo\&Juliet}, \textit{written\_by}, \textit{George\_Orwell} \rangle$  or  $\langle \textit{1984}, \textit{written\_by}, \textit{William\_Shakespeare} \rangle$ , which are false. A selected subset of negative samples was manually reviewed to check the relevance to the scope. This negative sample generation technique has a few limitations. For instance, for a triple  $\langle \textit{Romeo\&Juliet}, \textit{isA},$

---

<sup>12</sup><https://www.w3.org/TR/owl2-mapping-to-rdf/>

*Book*>, changing a head to another book that is not in the knowledge graph would classify this triple to be a negative sample. In an open-world assumption, what is not known to be true may still be true. Since knowledge graphs follow the open world assumption, we cannot imply that the resulting negative triple is false. However, we are aiding the model training process to learn the existence of triples in the graph by adding false triples, thus negative samples were generated and added to the dataset. Using this negative sample generation technique, the size of the graph was increased, and the dataset with added negative samples was used as the training dataset.

We tuned the hyperparameters of DeepWalk, including walk length, number of walks, embedding size, and context length using an automatic hyperparameter optimization framework, Optuna<sup>13</sup>. The tuning process aimed to maximize the performance of the link prediction model, which predicts the likelihood of a link (or edge) between two nodes in a graph. In our context, link prediction classifies whether a given triple is likely to exist in the knowledge graph. For instance, if the triple *<Romeo&Juliet, written\_by, William\_Shakespeare>* receives a score of 0.92, it indicates a 92% likelihood that the triple exists in the graph. To evaluate the performance, the Area Under the Curve (AUC) score was used, representing the area under the Receiver Operating Characteristic (ROC) curve. ROC plots the True Positive Rate (*Sensitivity*) against the False Positive Rate ( $1 - \textit{Sensitivity}$ ) at various threshold settings. The AUC score ranges from 0 to 1, where a score of 1 indicates a perfect model and a score below 0.5 is worse than random. AUC assesses how effectively the model ranks positive cases higher than negative ones. 50 iterations across different ranges of hyperparameters were conducted, and the configuration yielding the maximum AUC score was selected.

We implemented a biased random walk strategy to focus walks on more significant edges or predicates. In this approach, for an entity  $e_i$ , the generated walk will be  $\{e_i, e_j, \dots\}$  if the predicate between  $e_i$  and  $e_j$  has a greater weight than any of the predicates connecting  $e_i$  to its other neighboring nodes. Figure 4 illustrates the complete workflow of the project, in which the biased walk is also depicted, highlighting the preference for traversing nodes connected by higher-weighted edges that are user-defined.

The pseudocode of the biased random walk in a weighted graph is presented in Algorithm 1. The next node  $u_{next}$  is selected randomly based on the normalized probability, which modifies the original uniform random walk and aims to generate more focused walks. One of the major advantages of the biased random walk approach is that the walks can be adjusted based on concepts and relationships of interest. For instance, if the objective is to recommend a book primarily based on genre, the weight of the edges representing genre can be maximized. This will result in sequences with greater involvement of genres and books as entities, thereby facilitating the embedding model to better capture relevant information.

The embeddings of nodes and entities are positioned close to one another in high-dimensional vector space if they are structurally related in the graph. This is because the embedding generation algorithms aim to preserve the graph structure. If two nodes are similar, the vectors (embeddings) corresponding to them should lie in close

---

<sup>13</sup><https://github.com/optuna/optuna>

---

**Algorithm 1** Biased Random Walk with Weighted Transition

---

**Require:** Graph  $G$ , start node  $u_0$ , walk length  $L$ , relation weights  $\mathcal{R}$

**Ensure:** Random walk path  $[u_0, u_1, \dots, u_k]$

```
Initialize walk  $W \leftarrow [u_0]$ 
for  $i = 1$  to  $L - 1$  do
   $u \leftarrow$  last node in  $W$ 
   $\mathcal{N} \leftarrow$  neighbors of  $u$  in  $G$ 
  if  $\mathcal{N} = \emptyset$  then
    break
  end if
   $u_{\text{next}} \leftarrow \text{WEIGHTEDCHOICE}(\mathcal{N}, \mathcal{R})$ 
  Append  $u_{\text{next}}$  to  $W$ 
end for
return  $W$ 
```

---

```
function WEIGHTEDCHOICE( $\mathcal{N}, \mathcal{R}$ )
   $\mathcal{R}_{\text{default}} \leftarrow \min(\mathcal{R}.\text{values}())$ 
   $p \leftarrow [\mathcal{R}.\text{get}(\text{relation}(u, v), \mathcal{R}_{\text{default}}) \text{ for } v \in \mathcal{N}]$ 
  Normalize  $p \leftarrow p / \sum(p)$ 
  return sample from  $\mathcal{N}$  with weights  $p$ 
```

---

proximity. This is determined using similarity measurement techniques such as Cosine Similarity, Euclidean Distance, Manhattan Distance, and Jaccard Similarity. In this work, the Cosine Similarity technique was employed, which measures the cosine of the angle between two non-zero vectors and emphasizes the direction of the vectors rather than their magnitude. The similarity range is  $[-1, 1]$ , where 1 indicates that the two vectors are identical, 0 denotes orthogonality (no similarity or correlation), and -1 signifies that the vectors are diametrically opposite. For any two vectors  $A$  and  $B$ , cosine similarity is given by:

$$\cos(\theta) = \frac{A \cdot B}{\|A\| \|B\|}$$

For a given book  $e_k$  and its embedding  $e_k^{\vec{}}$ , cosine similarity was applied to all other books to extract the *top\_n* recommendations.

Recommendation systems generated using knowledge graphs (KGs) are enriched with semantic information and contribute to producing more personalized, accurate, and context-aware recommendations. Knowledge-graph-aided recommendation systems seek to address limitations such as the cold-start problem inherent in collaborative filtering and the lack of diversity commonly associated with content-based recommendation techniques.

## 4 Empirical Experiments and Performance Evaluation

A domain-specific knowledge graph was constructed to model the relationships and entities within the defined domain of high-school-level English Literature texts. The key statistics for the constructed knowledge graph are summarized in Table 1. This graph serves as the foundation for the experiments and evaluations conducted in this study.

**Table 1:** Structural Statistics of the T-TEXTS Knowledge Graph

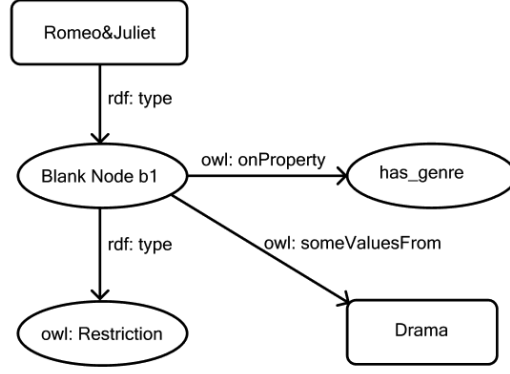
Feature	Count
Classes	513
Object Properties	12
Data Properties	8
Triples	8161
Triples without Literals	7376
Unique Entities	2465
# of Triples Excluding Restrictions and Blank Nodes	2399
Average Relationships per Entity	3.31

**Table 2:** T-TEXTS Recommendation Results

Metric	DeepWalk	Biased Random Walk	Hybrid
AUC Score	<b>0.9431</b>	0.6420	0.8724
Hits@1	0.3158	<b>0.3684</b>	0.3158
Hits@3	<b>0.4211</b>	0.3684	0.3684
Hits@5	<b>0.5789</b>	0.5263	<b>0.5789</b>
Hits@10	<b>0.5789</b>	0.5263	<b>0.5789</b>
MRR	0.3882	<b>0.4079</b>	0.3850
nDCG@10	0.4143	0.4104	<b>0.4162</b>
Best Hyperparameters	walk_length: 60, num_walks: 25, dim: 256, window: 20	walk_length: 60, num_walks: 40, dim: 512, window: 20	—

*Note:* The **Bolded** values represent the best performance for each metric. Hits@ $K$  for  $K = 1, 3, 5, 10$ , Mean Reciprocal Rank (MRR), and Normalized Discounted Cumulative Gain (nDCG@ $K$ ) for  $K = 10$  are three metrics used for the assessment of recommendations generated by three models. The hybrid model does not involve additional hyperparameter tuning; it is formed by concatenating pre-tuned embeddings from DeepWalk and biased random walk.

During the conversion of a graph from an ontology, numerous blank nodes are encountered, which arise when triplifying the semantic representation of restrictions.



**Fig. 5:** Representation of “Romeo&Juliet has\_genre some Drama” as triples in rdf.

Figure 5 illustrates how a relation involving restrictions such as “some” is converted into triples containing blank nodes. These blank nodes were removed and simplified into triples that do not involve restrictions, thereby reducing the total number of triples from 7376 (excluding literals) to 2399. The dataset was subsequently split into training, testing, and validation sets, with 1919 (80%) used as training data, 239 (10%) as test data, and the remaining 241 (10%) as the validation dataset. Fine-tuning the model trained with DeepWalk resulted in an increase in the AUC score from 0.5778 to 0.9431. Table 2 presents the results along with the optimal hyperparameters used to obtain those results for DeepWalk, biased random walk, and model with hybrid embeddings.

Hits@K, Mean Reciprocal Rank (MRR), and normalized Discounted Cumulative Gain (nDCG) were used to evaluate the ranking performance of the recommendation system. Hits@K measures whether the correct item appears within the top- $K$  predicted results. A prediction is counted as a hit (success) if the correct item is included among the top- $K$  predictions. The final score represents the percentage of test cases in which the correct answer appears in the top- $K$ . Hits@K is computed as:

$$\text{Hits@K} = \frac{\# \text{ of correct items in top-}K}{\# \text{ of test cases}}$$

Similarly, Mean Reciprocal Rank (MRR) measures the average quality of ranks by considering the inverse of the rank of the first correct answer. The value of MRR ranges from 0 to 1, where 0 indicates the worst case with no correct answers, and 1 indicates the best case where all correct items are ranked at the top. MRR is computed as:

$$\text{MRR} = \text{Average} \left( \frac{1}{\text{First correct rank}} \right)$$

The other metric, normalized Discounted Cumulative Gain (nDCG), measures the extent to which the relevance of the items returned by the system aligns with the

relevance of items that an ideal system would return. It is given by:

$$\begin{aligned} \text{DCG@K} &= \sum_{i=1}^K \frac{\text{rel}_i}{\log_2(i+1)} \\ \text{IDCG@K} &= \sum_{i=1}^K \frac{\text{rel}_i^{\text{sorted}}}{\log_2(i+1)} \quad (\text{sorted descending}) \\ \text{nDCG@K} &= \frac{\text{DCG@K}}{\text{IDCG@K}} \quad (\text{ranges 0 to 1}) \end{aligned}$$

Table 2 shows that DeepWalk outperforms the other methods across most metrics, including AUC score, Hits@3, Hits@5, and Hits@10. For Hits@5 and Hits@10, the hybrid model produced results equivalent to those of the standard DeepWalk model. To take advantage of the strength of both the DeepWalk and biased random walk approaches, the embeddings generated by each model were concatenated and used for recommendation. The results of the metrics calculated using these hybrid (concatenated) embeddings, which represent a balanced approach, are presented in the last column. This demonstrates an improved AUC score of 0.87, which surpasses that of the biased random walk model and achieves better—or, in some cases, equivalent—performance in Hits@5, Hits@10, and nDCG@10 compared with DeepWalk.

## 5 Conclusion and Future Work

This paper introduced T-TE<sub>TS</sub>, a recommendation system designed to assist high school teachers in selecting high school English Literature texts that are diverse yet similar in pedagogical merits, using knowledge graphs. The need for an improved text selection tool was addressed by developing a domain-specific ontology that captures not only genres and themes but also instructional and pedagogical elements. This ontology was transformed into a knowledge graph, on which popular and widely used feature learning techniques—including DeepWalk, biased random walk, and a hybrid approach—were applied to generate recommendations for high school English Literature texts.

Through a comparative analysis of the evaluation metrics across the three models, the distinct performance characteristics of each model have been highlighted. The DeepWalk model demonstrated superior performance on most metrics, while the hybrid approach yielded more balanced results. Several factors hinder the performance of these models. Data for this project were manually curated by domain experts, as publicly available datasets do not include the literary elements of books. The labor-intensive nature of manual annotation limited the dataset to fewer than 100 books due to constraints in time and resources. This study aimed to evaluate model performance on a limited dataset, and the results suggest that there is potential for improvement with the availability of additional training data.

Future directions for this research include expanding the training dataset and exploring additional algorithms, particularly in the context of larger datasets, such as



those proposed in Node2Vec [43], OWL2Vec\* [14], and Heterogeneous Graph Neural Networks (HGNNs) [44]. Furthermore, GraphRAG [53], a sophisticated technique that integrates knowledge graphs and large language models (LLMs) to retrieve information from a data corpus, presents a promising avenue for extension. The incorporation of GraphRAG could contribute to the development of a more robust question-answering tool, thereby extending the system’s capabilities beyond recommendation.

**Acknowledgements.** The authors gratefully acknowledge the contribution of Kathleen M. Jagodnik, Ph.D. for her meticulous review and proofreading of the manuscript.

## References

- [1] Jacobs, G.E.: The proverbial rock and hard place: The realities and risks of teaching in a world of multiliteracies, participatory culture, and mandates. *Journal of Adolescent & Adult Literacy* **56**(2), 98–102 (2012)
- [2] Opatz, M.O., Nelson, E.T.: Building bridges: Curating text sets to connect to learners’ lives. *The Reading Teacher* **75**(4), 521–525 (2022)
- [3] Elish-Piper, L., Wold, L.S., Schwingendorf, K.: Scaffolding high school students’ reading of complex texts using linked text sets. *Journal of Adolescent & Adult Literacy* **57**(7), 565–574 (2014)
- [4] Lupo, S.M., Strong, J.Z., Lewis, W., Walpole, S., McKenna, M.C.: Building background knowledge through reading: Rethinking text sets. *Journal of Adolescent & Adult Literacy* **61**(4), 433–444 (2018)
- [5] Lupo, S.M., Berry, A., Thacker, E., Sawyer, A., Merritt, J.: Rethinking text sets to support knowledge building and interdisciplinary learning. *The Reading Teacher* **73**(4), 513–524 (2020)
- [6] Ashburner, M., Ball, C.A., Blake, J.A., Botstein, D., Butler, H., Cherry, J.M., Davis, A.P., Dolinski, K., Dwight, S.S., Eppig, J.T., *et al.*: Gene ontology: tool for the unification of biology. *Nature genetics* **25**(1), 25–29 (2000)
- [7] Lin, Y., Mehta, S., Küçük-McGinty, H., Turner, J.P., Vidovic, D., Forlin, M., Koleti, A., Nguyen, D.-T., Jensen, L.J., Guha, R., *et al.*: Drug target ontology to classify and integrate drug discovery data. *Journal of biomedical semantics* **8**, 1–16 (2017)
- [8] Haendel, M.A., Neuhaus, F., Osumi-Sutherland, D., Mabee, P.M., Mejino Jr, J.L., Mungall, C.J., Smith, B.: Caro—the common anatomy reference ontology. In: *Anatomy Ontologies for Bioinformatics: Principles and Practice*, pp. 327–349. Springer, London (2008)
- [9] Köhler, S., Gargano, M., Matentzoglou, N., Carmody, L.C., Lewis-Smith, D., Vasilevsky, N.A., Danis, D., Balagura, G., Baynam, G., Brower, A.M., *et al.*: The

- human phenotype ontology in 2021. *Nucleic acids research* **49**(D1), 1207–1217 (2021)
- [10] McGinty, H.K.: Knowledge acquisition and representation methodology (knarm) and its applications. (2018). <https://api.semanticscholar.org/CorpusID:64864929>
  - [11] Hogan, A., Blomqvist, E., Cochez, M., d’Amato, C., Melo, G.D., Gutierrez, C., Kirrane, S., Gayo, J.E.L., Navigli, R., Neumaier, S., *et al.*: Knowledge graphs. *ACM Computing Surveys (Csur)* **54**(4), 1–37 (2021)
  - [12] Yan, Q., Fan, J., Li, M., Qu, G., Xiao, Y.: A survey on knowledge graph embedding. In: 2022 7th IEEE International Conference on Data Science in Cyberspace (DSC), pp. 576–583 (2022). IEEE
  - [13] Wang, M., Qiu, L., Wang, X.: A survey on knowledge graph embeddings for link prediction. *Symmetry* **13**(3), 485 (2021)
  - [14] Chen, J., Hu, P., Jimenez-Ruiz, E., Holter, O.M., Antonyrajah, D., Horrocks, I.: Owl2vec\*: Embedding of owl ontologies. *Machine Learning* **110**(7), 1813–1845 (2021)
  - [15] Perozzi, B., Al-Rfou, R., Skiena, S.: Deepwalk: Online learning of social representations. In: Proceedings of the 20th ACM SIGKDD International Conference on Knowledge Discovery and Data Mining, pp. 701–710 (2014)
  - [16] Mikolov, T.: Efficient estimation of word representations in vector space. *arXiv preprint arXiv:1301.3781* **3781** (2013)
  - [17] Ricci, F., Rokach, L., Shapira, B.: Introduction to recommender systems handbook. In: *Recommender Systems Handbook*, pp. 1–35. Springer, ??? (2010)
  - [18] Thorat, P.B., Goudar, R.M., Barve, S.: Survey on collaborative filtering, content-based filtering and hybrid recommendation system. *International Journal of Computer Applications* **110**(4) (2015)
  - [19] Yang, Q.: A novel recommendation system based on semantics and context awareness. *Computing* **100**, 809–823 (2018)
  - [20] Robertson, D.A., Padesky, C.J.: Keeping students interested: Interest-based instruction as a tool to engage. *The Reading Teacher* **73**(5), 575–586 (2020)
  - [21] Tan, D.N.L., Mante-Estacio, M.J.: Reader-text connection: Reporting the engagement of high school students with culturally relevant texts. *TEFLIN Journal: A Publication on the Teaching & Learning of English* **32**(2) (2021)
  - [22] Graff, J., Liang, L.A., Martinez, M.G., McClure, A., Day, D., Sableski, M.-K., Arnold, J.M.: Contemporary children’s literature in education courses: Diverse, complex, and critical. *Literacy Practice and Research* **47**(3), 3 (2022)

- [23] Yokota, J., Teale, W.H.: Striving for international understanding through literature. *The Reading Teacher* **70**(5), 629–633 (2017)
- [24] Rios, A.: The kansas literary canon: A study of texts taught in high school english courses. *Kansas English* **105** (2024)
- [25] Watkins, N., Ostenson, J.: Navigating the text selection gauntlet: Exploring factors that influence english teachers’ choices. *English Education* **47**(3), 245–275 (2015)
- [26] Ervin, J.: Critically reading the canon: Culturally sustaining approaches to a prescribed literature curriculum. *Journal of Adolescent & Adult Literacy* **65**(4), 321–329 (2022)
- [27] Glaws, A.L.: Conversations with classroom teachers: Surveying teachers’ use and perceptions of middle grades and young adult literature. *ALAN Review* **48**(2) (2021)
- [28] Ivey, G., Broaddus, K.: “just plain reading”: A survey of what makes students want to read in middle school classrooms. *Reading research quarterly* **36**(4), 350–377 (2001)
- [29] Smaili, F.Z., Gao, X., Hoehndorf, R.: Onto2vec: joint vector-based representation of biological entities and their ontology-based annotations. *Bioinformatics* **34**(13), 52–60 (2018)
- [30] Smaili, F.Z., Gao, X., Hoehndorf, R.: Opa2vec: combining formal and informal content of biomedical ontologies to improve similarity-based prediction. *Bioinformatics* **35**(12), 2133–2140 (2019)
- [31] Chen, F., Wang, Y.-C., Wang, B., Kuo, C.-C.J.: Graph representation learning: a survey. *APSIPA Transactions on Signal and Information Processing* **9**, 15 (2020)
- [32] Yi, H.-C., You, Z.-H., Huang, D.-S., Kwoh, C.K.: Graph representation learning in bioinformatics: trends, methods and applications. *Briefings in Bioinformatics* **23**(1), 340 (2022)
- [33] Khoshraftar, S., An, A.: A survey on graph representation learning methods. *ACM Transactions on Intelligent Systems and Technology* **15**(1), 1–55 (2024)
- [34] Kumar, A., Singh, S.S., Singh, K., Biswas, B.: Link prediction techniques, applications, and performance: A survey. *Physica A: Statistical Mechanics and its Applications* **553**, 124289 (2020)
- [35] Bhagat, S., Cormode, G., Muthukrishnan, S.: Node classification in social networks. *Social network data analytics*, 115–148 (2011)
- [36] Rossi, A., Barbosa, D., Firmani, D., Matinata, A., Merialdo, P.: Knowledge graph

- embedding for link prediction: A comparative analysis. *ACM Transactions on Knowledge Discovery from Data (TKDD)* **15**(2), 1–49 (2021)
- [37] Guo, Q., Zhuang, F., Qin, C., Zhu, H., Xie, X., Xiong, H., He, Q.: A survey on knowledge graph-based recommender systems. *IEEE Transactions on Knowledge and Data Engineering* **34**(8), 3549–3568 (2020)
  - [38] Yang, Y., Huang, C., Xia, L., Li, C.: Knowledge graph contrastive learning for recommendation. In: *Proceedings of the 45th International ACM SIGIR Conference on Research and Development in Information Retrieval*, pp. 1434–1443 (2022)
  - [39] Agibetov, A., Samwald, M.: Fast and scalable learning of neuro-symbolic representations of biomedical knowledge. *arXiv preprint arXiv:1804.11105* (2018)
  - [40] Alshahrani, M., Khan, M.A., Maddouri, O., Kinjo, A.R., Queralt-Rosinach, N., Hoehndorf, R.: Neuro-symbolic representation learning on biological knowledge graphs. *Bioinformatics* **33**(17), 2723–2730 (2017)
  - [41] Rosati, J., Ristoski, P., Di Noia, T., Leone, R.d., Paulheim, H.: Rdf graph embeddings for content-based recommender systems. In: *CEUR Workshop Proceedings*, vol. 1673, pp. 23–30 (2016). RWTH Aachen
  - [42] Cochez, M., Ristoski, P., Ponzetto, S.P., Paulheim, H.: Biased graph walks for rdf graph embeddings. In: *Proceedings of the 7th International Conference on Web Intelligence, Mining and Semantics*, pp. 1–12 (2017)
  - [43] Grover, A., Leskovec, J.: node2vec: Scalable feature learning for networks. In: *Proceedings of the 22nd ACM SIGKDD International Conference on Knowledge Discovery and Data Mining*, pp. 855–864 (2016)
  - [44] De Nadai, M., Fabbri, F., Giglioli, P., Wang, A., Li, A., Silvestri, F., Kim, L., Lin, S., Radosavljevic, V., Ghael, S., *et al.*: Personalized audiobook recommendations at spotify through graph neural networks. In: *Companion Proceedings of the ACM Web Conference 2024*, pp. 403–412 (2024)
  - [45] Kipf, T.N., Welling, M.: Semi-supervised classification with graph convolutional networks. *arXiv preprint arXiv:1609.02907* (2016)
  - [46] Veličković, P., Cucurull, G., Casanova, A., Romero, A., Lio, P., Bengio, Y.: Graph attention networks. *arXiv preprint arXiv:1710.10903* (2017)
  - [47] New York State Education Department: Appendix A: Common Core Standards for ELA/Literacy – Supporting Research and Glossary. <https://www.nysed.gov/sites/default/files/programs/standards-instruction/appendix-a-common-core-standards-for-ela-literacy-supporting-research-glossary.pdf>. Accessed: 2025-05-05 (n.d.)

- [48] Rybakova, K., Roccanti, R.: Connecting the canon to current young adult literature. *American Secondary Education*, 31–45 (2016)
- [49] Raad, J., Cruz, C.: A survey on ontology evaluation methods. In: *International Conference on Knowledge Engineering and Ontology Development*, vol. 2, pp. 179–186 (2015). SciTePress
- [50] Yang, B., Yih, W.-t., He, X., Gao, J., Deng, L.: Embedding entities and relations for learning and inference in knowledge bases. *arXiv preprint arXiv:1412.6575* (2014)
- [51] Bordes, A., Usunier, N., Garcia-Duran, A., Weston, J., Yakhnenko, O.: Translating embeddings for modeling multi-relational data. *Advances in neural information processing systems* **26** (2013)
- [52] Madushanka, T., Ichise, R.: Negative Sampling in Knowledge Graph Representation Learning: A Review (2024). <https://arxiv.org/abs/2402.19195>
- [53] Edge, D., Trinh, H., Cheng, N., Bradley, J., Chao, A., Mody, A., Truitt, S., Metropolitansky, D., Ness, R.O., Larson, J.: From local to global: A graph rag approach to query-focused summarization. *arXiv preprint arXiv:2404.16130* (2024)