
GUST: QUANTIFYING FREE-FORM GEOMETRIC UNCERTAINTY OF METAMATERIALS USING SMALL DATA

Jiahui Zheng, Cole Jahnke, Wei “Wayne” Chen
 J. Mike Walker ’66 Department of Mechanical Engineering
 Texas A&M University
 College Station, TX 77843
 {calzheng, ctjahnke03, w.chen}@tamu.edu

ABSTRACT

This paper introduces *GUST* (*Generative Uncertainty learning via Self-supervised pretraining and Transfer learning*), a framework for quantifying free-form geometric uncertainties inherent in the manufacturing of metamaterials. GUST leverages the representational power of deep generative models to learn a high-dimensional conditional distribution of as-fabricated unit cell geometries given nominal designs, thereby enabling uncertainty quantification. To address the scarcity of real-world manufacturing data, GUST employs a two-stage learning process. First, it leverages self-supervised pretraining on a large-scale synthetic dataset to capture the structure variability inherent in metamaterial geometries and an approximated distribution of as-fabricated geometries given nominal designs. Subsequently, GUST employs transfer learning by fine-tuning the pretrained model on limited real-world manufacturing data, allowing it to adapt to specific manufacturing processes and nominal designs. With only 960 unit cells additively manufactured in only two passes, GUST can capture the variability in geometry and effective material properties. In contrast, directly training a generative model on the same amount of real-world data proves insufficient, as demonstrated through both qualitative and quantitative comparisons. This scalable and cost-effective approach significantly reduces data requirements while maintaining the effectiveness in learning complex, real-world geometric uncertainties, offering an affordable method for free-form geometric uncertainty quantification in the manufacturing of metamaterials. The capabilities of GUST hold significant promise for high-precision industries such as aerospace and biomedical engineering, where understanding and mitigating manufacturing uncertainties are critical.

Keywords Geometric Uncertainty · Generative Model · Metamaterial · Transfer Learning · Self-supervised Learning

1 Introduction

Metamaterials are engineered to exhibit specific macroscopic properties, such as exceptional mechanical, thermal, or optical behaviors, through meticulously designed micro- or mesoscale structures (geometry). However, manufacturing processes inevitably introduce geometric imperfections due to factors including limited tool precision, thermal effects, or material variability, leading to uncertainty in the final geometry. These uncertainties, if neglected during design, can critically compromise performance and reliability, especially for safety-critical industries (e.g., aerospace and healthcare) and when material behavior is sensitive to geometric variations.

Accurately quantifying geometric uncertainties in metamaterials is both challenging and essential, due to their typically complex geometries and the high sensitivity of geometry to material properties. Traditional uncertainty quantification (UQ) focuses on *dimensional uncertainty*, limiting analysis to a few key parameters such as lengths, diameters, and angles [1, 2, 3]. Despite efforts to model the full geometric uncertainty, they often rely on *predefined uncertainty* models such as uniform boundary dilation/erosion and Gaussian random fields [4, 5, 6, 7]. While computationally tractable, these methods often fail to accurately represent the complex nature of real-world geometric variability, which can be inherently “*free-form*” (e.g., arbitrary boundary deformation and topological changes) and thus beyond predefined uncertainty models. The fundamental challenge in accurately capturing real-world, free-form geometric uncertainties

stems from their high dimensionality. To address this, recent work has leveraged the expressive power of generative adversarial networks (GANs) to learn complex, high-dimensional data distributions. While this deep generative model-based approach shows promise, its effectiveness is often limited by the need for large datasets—an impractical requirement in many contexts where data acquisition necessitates physical fabrication and ex-situ measurement [8].

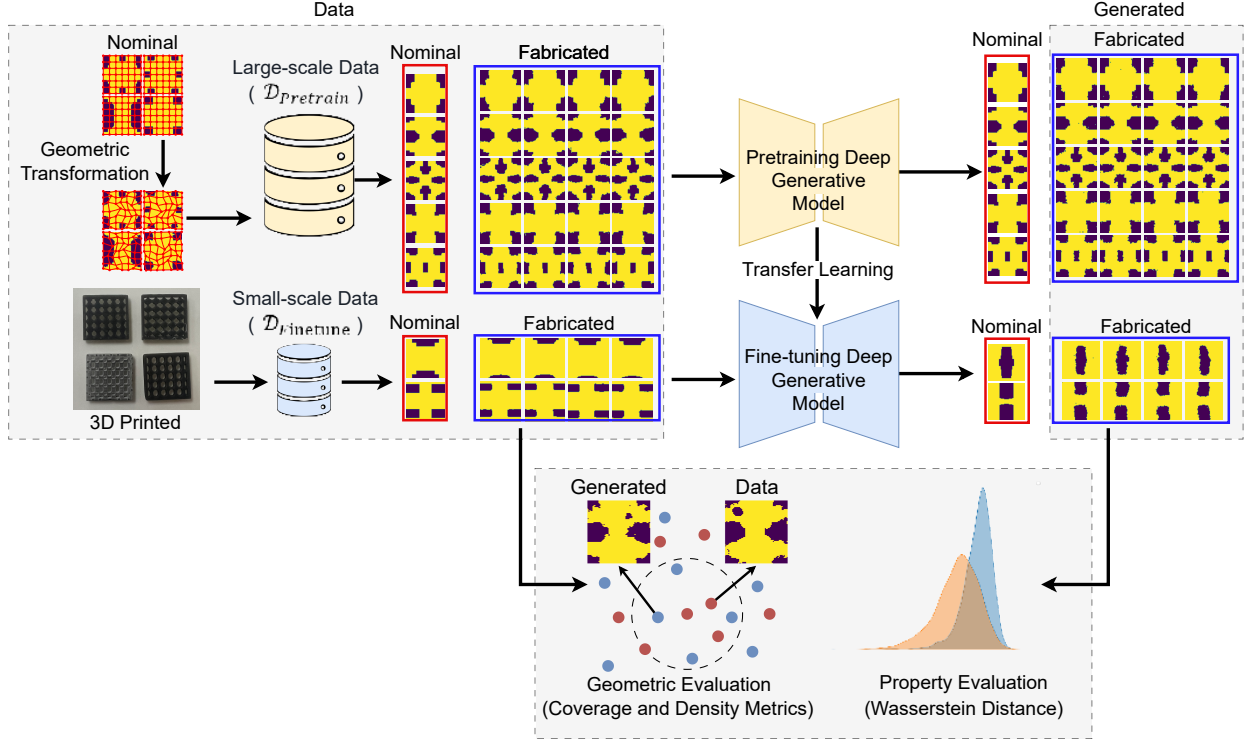


Figure 1: Overview of GUST. We apply various geometric transformations (e.g., free-form deformation) to add shape and topological variability to nominal designs (i.e., unit cell geometries) and mimic geometric imperfections resulting from manufacturing processes. This enables the construction of a large-scale synthetic dataset $\mathcal{D}_{pretrain}$, containing nominal designs and their corresponding synthetic “as-fabricated” geometries. The pretraining phase trains a conditional generative model on $\mathcal{D}_{pretrain}$ to learn to approximate $p(\mathbf{x}_{fab} | \mathbf{x}_{nom})$. The transfer learning phase fine-tunes the pretrained model with a small dataset, $\mathcal{D}_{finetune}$, containing real as-fabricated geometries, shifting the generative distribution to the actual real-world geometric uncertainty. Using the resulting generative model to generate Monte Carlo samples of as-fabricated geometries, we can efficiently quantify the geometric uncertainty of fabricated metamaterials. The performance of the generative model is evaluated in terms of both geometry (using coverage and density metrics) and material properties (using Wasserstein distance).

To reduce the data requirements and improve the training stability of generative adversarial networks, we propose *Generative Uncertainty learning via Self-supervised pretraining and Transfer learning (GUST)*, with a conditional diffusion model backbone. GUST circumvents the need for extensive real-world manufacturing data by combining self-supervised pretraining and transfer learning. Specifically, as shown in Fig. 1, we first pretrain the model on large-scale synthetic data, which mimics the as-fabricated geometric deviations resulting from the manufacturing process and can be efficiently constructed at scale from nominal designs. This training approach, akin to *self-supervised learning*, leverages the nominal design data to generate supervisory signals (i.e., corresponding synthetic “as-fabricated” geometries), circumventing the need for actual manufacturing data. We then fine-tune the pretrained model with small-scale real-world data. The goal is to predict geometric uncertainty introduced during manufacturing for any given nominal design, i.e., the conditional distribution $p(\mathbf{x}_{fab} | \mathbf{x}_{nom})$, where \mathbf{x}_{fab} is the as-fabricated geometry and \mathbf{x}_{nom} is the corresponding nominal design. Here, \mathbf{x}_{fab} is high-dimensional regardless of the dimension of \mathbf{x}_{nom} due to the free-form nature of realistic uncertainty. By pretraining the deep generative model on a synthetic dataset, the network captures a conditional distribution similar to $p(\mathbf{x}_{fab} | \mathbf{x}_{nom})$. Fine-tuning the generative model with sparse real-world data will eventually shift the generative distribution toward the actual $p(\mathbf{x}_{fab} | \mathbf{x}_{nom})$. Using the resulting generative model to

generate Monte Carlo samples of as-fabricated geometries, we can efficiently quantify the geometric uncertainty of fabricated metamaterials. The primary contributions of this work are as follows:

1. We construct a conditional diffusion model to effectively capture complex free-form geometric uncertainties given any nominal metamaterial design.
2. We develop a novel pipeline leveraging artificially generated geometries that mimic as-fabricated structures for self-supervised pretraining.
3. We utilize transfer learning to adapt the pretrained model to the real-world geometric uncertainties of our manufactured metamaterials, enhancing the practicality of deep generative models for capturing free-form geometric uncertainty.
4. We conduct a comprehensive comparative study that benchmarks GUST against three baseline approaches with both qualitative and quantitative assessments.

2 Related Work

In this section, we first review prior work in manufacturing uncertainty quantification (Sec. 2.1), which highlights the limitations of existing approaches. Then we introduce the denoising diffusion probabilistic model (DDPM) (Sec. 2.2), which is the backbone of our framework. Finally, we discuss existing transfer learning methods that address the challenge of data scarcity (Sec. 2.3).

2.1 Past Work on Manufacturing Uncertainty Quantification

To contextualize our approach, early efforts in manufacturing uncertainty quantification primarily focused on *dimensional uncertainties*, employing statistical analyses to address variability in a limited number of design parameters [2, 3, 1]. For instance, Nath et al. [1] demonstrate the integration of statistical analyses and Monte Carlo simulations for UQ in fused filament fabrication. They assigned uncertainty to process parameters (e.g., nozzle temperature, layer thickness) and used Monte Carlo sampling to evaluate the impact on the thickness error distribution of the printed part, supporting the selection of process parameters to minimize expected geometric error. Similarly, Morris et al. [2] modeled manufacturing variations of as-built geometric parameters (e.g., thickness and height) with multivariate joint probability distributions. However, dimensional uncertainty becomes less accurate when applied to complex geometries or processes with significant spatial variations, as it may not fully capture nonlinear dependencies or scale-dependent effects in manufacturing variability.

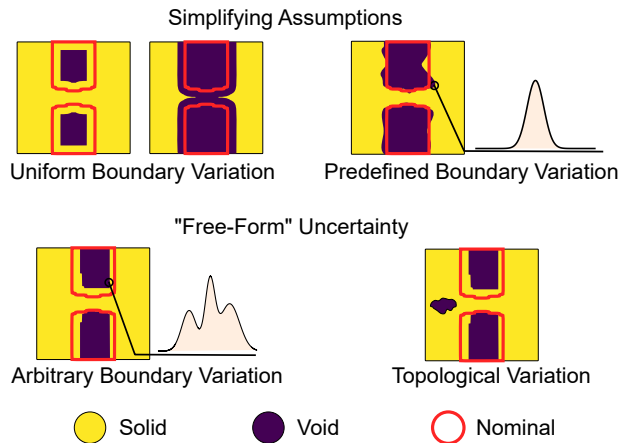


Figure 2: Assumptions on the forms of geometric uncertainties. Prior approaches typically depend on predefined simplifying assumptions to model geometric variability, whereas GUST automatically learns arbitrary boundary and topology variations without such simplifying assumptions.

For more complicated geometries or processes, to model the full geometric uncertainty without incurring prohibitive costs, prior work often resorts to simplifying assumptions and relies on *predefined* uncertainty models, which may not fully capture the complexity of real-world variations. For instance, Wang et al. [6] modeled fabrication-induced shape errors as uniform boundary erosion and dilation (Fig. 2). Chen and Chen [5] modeled geometric uncertainty as a

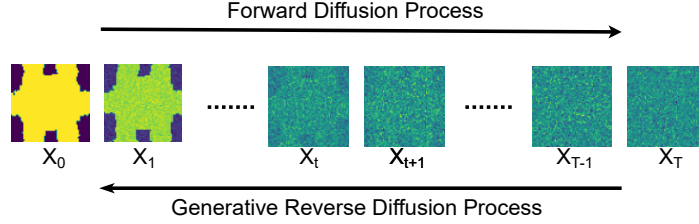


Figure 3: The forward diffusion process adds noise to data and the reverse process recovers the original data through iterative denoising. Here, $t = 0, \dots, T$ is the timestep.

normal velocity perturbation of the level-set boundary. This velocity perturbation is assumed to be a Gaussian random field along the boundary. Korshunova [7] constructed a binary random-field model whose statistics (e.g., two-point correlations and volume fraction) match the CT scans of as-manufactured lattice struts. Sampling this binary random field yields ensembles of “statistically equivalent” microstructures. These predefined uncertainty models become less accurate when applied to complex free-form shapes and high-dimensional uncertainty spaces, where the increased complexity and variable interactions demand more advanced techniques.

Recent advancements in uncertainty quantification have leveraged machine learning techniques, particularly deep generative models such as Generative Adversarial Networks (GANs) [9], to model more complex, “free-form” geometric uncertainties [8]. Here, free-form means that no assumption is required on the form of geometric uncertainties, thereby allowing both arbitrary boundary variation and topological variation (Fig. 2). Generative models like GANs provide a powerful approach to capture complex data distributions and therefore, enable the learning of high-dimensional, free-form geometric uncertainties. Despite their capability, deep generative methods typically require extensive and diverse datasets for training. This poses a challenge for many manufacturing scenarios due to the high cost associated with data acquisition.

Built on the idea of using deep generative models to quantify free-form geometric uncertainty, this work combines self-supervised pretraining and transfer learning to reduce data requirements while maintaining the generative model’s high capacity of capturing real-world geometric uncertainty.

2.2 Denoising Diffusion Probabilistic Models (DDPM)

Denoising diffusion probabilistic models have emerged as a powerful deep generative modeling approach, often demonstrating superior performance compared to GANs across various tasks [10, 11, 12, 13, 14]. Diffusion models employ two Markov chains: a forward process that gradually adds noise to data and a reverse process that denoises the noisy data back to the original data distribution (Fig. 3). Specifically, given a data distribution $x_0 \sim q(x_0)$, the forward Markov process generates a sequence of noisy variables x_1, x_2, \dots, x_T via:

$$q(x_t|x_{t-1}) = \mathcal{N}(x_t; \sqrt{1 - \beta_t}x_{t-1}, \beta_t I), \quad t = 1, \dots, T, \quad (1)$$

where $\beta_t \in (0, 1)$ is a hyperparameter controlling noise level. The forward distribution at any timestep t given the original data x_0 can be written as:

$$q(x_t|x_0) = \mathcal{N}(x_t; \sqrt{\bar{\alpha}_t}x_0, (1 - \bar{\alpha}_t)I), \quad (2)$$

where $\alpha_t = 1 - \beta_t$ and $\bar{\alpha}_t = \prod_{s=1}^t \alpha_s$. Given x_0 , we can directly sample x_t using:

$$x_t = \sqrt{\bar{\alpha}_t}x_0 + \sqrt{1 - \bar{\alpha}_t}\epsilon, \quad \epsilon \sim \mathcal{N}(0, I). \quad (3)$$

The reverse denoising Markov chain is defined as a parameterized Gaussian transition:

$$p_\theta(x_{t-1}|x_t) = \mathcal{N}(x_{t-1}; \mu_\theta(x_t, t), \Sigma_\theta(x_t, t)), \quad (4)$$

where $\mu_\theta(x_t, t)$ and $\Sigma_\theta(x_t, t)$ are neural networks trained to minimize the variational lower bound (VLB) of the log-likelihood. The objective function for training the reverse process is simplified to:

$$L(\theta) = \mathbb{E}_{x_0, \epsilon, t} [\|\epsilon - \epsilon_\theta(\sqrt{\bar{\alpha}_t}x_0 + \sqrt{1 - \bar{\alpha}_t}\epsilon, t)\|^2], \quad (5)$$

where $\epsilon_\theta(x_t, t)$ is the predicted noise from the neural network at timestep t .

In this work, we aim to learn a conditional distribution of as-fabricated geometries given any nominal design. Diffusion models are inherently capable of modeling conditional distributions, which is crucial for guided synthesis processes

based on input conditions such as text prompts, semantic maps (e.g., pixel-wise object or scene annotations), class maps (e.g., pixel-wise category labels), or bounding boxes [15, 16]. Conditioning can be achieved through various methods, including cross-attention mechanisms to incorporate non-spatial conditioning information like text or class labels into the diffusion process, or direct concatenation with the U-Net input for spatial inputs like images, semantic maps, class maps, and inpainting regions (e.g., areas to be filled or reconstructed).

2.3 Transfer Learning for Generative Model

Early research on transfer learning in computer vision [17, 18] shows that early convolutional layers learn very general, low-level visual features—edges, corners, simple color or texture patterns—that are broadly useful across almost any image-classification task. Since these filters are not tied to specific object classes, we can safely freeze them and reuse their weights with little risk of overfitting. By contrast, deeper layers build up higher-level, task-specific patterns (object parts or whole-object prototypes) that vary more between datasets, so we typically fine-tune those to adapt the model to your new classes or domain. However, uncertainty in our problem could arise in both low- and high-level features. It is unclear at what level of features the difference exists between geometric uncertainties underlying the pretraining and fine-tuning data.

Transfer learning’s success in computer vision inspires its use in generative models, where limited data and overfitting pose similar challenges. To overcome the limitations of training generative models, transfer learning has been increasingly adopted to adapt pretrained models to new tasks. Training a generative model from scratch or fine-tuning a pretrained generative model on limited target domain data often leads to substantial performance decline due to overfitting and memorization [19]. This is mainly because the training data lacks diversity, failing to cover the full underlying data distribution. To address this, various studies have proposed methods for generative transfer learning. Specifically, transfer learning strategies for generative models can be grouped into two types: fine-tuning lightweight adapters [20, 21, 22] and fine-tuning with regularization [23, 19, 24, 25].

Fine-tuning lightweight adapters involves adjusting a small subset of model parameters, like adapters or specific layers, to efficiently adapt generative models with minimal data, reducing computational cost and overfitting. For instance, Moon et al. [20] proposed a time-aware adaptor embedded within the attention block, constituting roughly 10% of the diffusion model’s parameters, significantly reducing the number of parameters to adjust. Similarly, Xie et al. [21] focused on fine-tuning only specific parameters, such as those tied to bias, class embedding, normalization, and scale factors, for efficient adaptation. Yang et al. [22] explored one-shot generative domain adaptation, leveraging lightweight adapters to achieve parameter-efficient model adaptation with minimal data.

Fine-tuning with regularization employs techniques like contrastive or adversarial losses to stabilize model adaptation and prevent overfitting when training on limited data. Zhang et al. [24] and Zhao et al. [25] focused on one-shot and few-shot generative tasks, respectively, using regularization techniques such as contrastive learning and adversarial losses to ensure stable and generalizable adaptation.

3 Methodology

In this section, we introduce the entire pipeline of GUST, including pretraining dataset construction (Sec. 3.1), self-supervised pretraining (Sec. 3.2), fine-tuning data acquisition (Sec. 3.3), and transfer-learning (Sec. 3.4). We also introduce how the resulting DDPM can be used for uncertainty quantification in designing metamaterials (Sec. 3.5).

3.1 Pretraining Dataset Construction

To avoid extensive manufacturing data collection, we stochastically generate synthetic “as-fabricated” geometries from as-designed (nominal) ones. Specifically, we define a family of stochastic perturbation operators $\{\mathcal{F}_i\}_{i=1}^n$, each represents a specific geometric transformation such as shape deformation, boundary smoothing, dilation, or erosion. Let \mathbf{x}_{nom} be a nominal geometry, a synthetic as-fabricated geometry \mathbf{x}_{fab} is obtained by applying a sequence of l operators to \mathbf{x}_0 , i.e., $\mathbf{x}_{\text{fab}} = \mathcal{F}_{i_1} \circ \mathcal{F}_{i_2} \circ \dots \circ \mathcal{F}_{i_l}(\mathbf{x}_{\text{nom}})$, where i_1, \dots, i_l are sampled from a pre-defined distribution over $\{1, \dots, n\}$. This allows applying a random sequence of stochastic operators to the nominal design to generate an unlimited number of synthetic as-fabricated geometries.

In this work, we use two operators that can be expressed in the following forms:

1. Free-form deformation (FFD): The geometry is embedded in an $m \times m$ control-lattice $\{P_{ij}\}$. Introduce Gaussian perturbations $\xi_{ij} \sim \mathcal{N}(\mathbf{0}, \sigma^2 \mathbf{I})$ to each control point by:

$$\mathcal{F}_{\text{FFD}}(\mathbf{x}; \sigma, u, v) = \sum_{i=0}^{m-1} \sum_{j=0}^{m-1} B_i^{m-1}(u) B_j^{m-1}(v) (P_{ij} + \xi_{ij}), \quad (6)$$

where $B_i^{m-1}(t) = \binom{m-1}{i} t^i (1-t)^{m-1-i}$ are Bernstein polynomials and (u, v) are the normalized parametric coordinates of each mesh point.

2. Random Hole Nucleation: This process randomly samples a seed location $\mu = (\mu_x, \mu_y)$ uniformly in the interior, and a covariance $\Sigma \in \mathbb{R}^{2 \times 2}$, and a scale $\alpha > 0$. To ensure that the covariance matrix Σ is symmetric and positive semi-definite, we sample the diagonal entries $\Sigma_{ii} = \xi_i^2$, $\Sigma_{jj} = \xi_j^2$, $\xi_i, \xi_j \sim \mathcal{N}(\mu, \sigma^2)$, and constrain the off-diagonal term Σ_{ij} such that $|\Sigma_{ij}| < \sqrt{\Sigma_{ii}\Sigma_{jj}}$, guaranteeing valid elliptical contours for the Gaussian-shaped void. Define

$$\mathcal{F}_{\text{hole}}(\mathbf{x}; \mu, \Sigma, \alpha, p) = \mathbf{x}(p) - \alpha \exp\left(-\frac{1}{2} (p - \mu)^\top \Sigma^{-1} (p - \mu)\right), \quad p \in \mathbb{R}^2. \quad (7)$$

Here, p denotes the spatial coordinate at which the signed distance field of the original shape $\mathbf{x}(\cdot)$ is evaluated. This carves out a smooth, elliptical void in the material.

One can define morphological dilation/erosion and boundary-blurring operators using standard image processing techniques based on kernel operations and convolution.

By construction, $\mathcal{D}_{\text{pretrain}}$ can be efficiently generated to an arbitrarily large size, providing paired nominal and synthetic “as-fabricated” geometries for self-supervised representation learning.

3.2 Self-Supervised Pretraining

After constructing $\mathcal{D}_{\text{pretrain}}$, we use it to train a conditional deep generative model. This training approach leverages the nominal design data to generate “as-fabricated” geometries as supervisory signals and hence resembles self-supervised learning. Although this self-supervised pretraining process does not learn the actual geometric uncertainty, it captures two pieces of useful knowledge from the synthetic data: (1) the global structure variability learned from both nominal and “as-fabricated” geometries and (2) a conditional distribution that approximates the actual $p(\mathbf{x}_{\text{fab}} | \mathbf{x}_{\text{nom}})$, under certain assumptions of the uncertainty defined by the geometric operations mentioned in Sec. 3.1. One can choose any conditional deep generative model to capture the high-dimensional distribution of $p(\mathbf{x}_{\text{fab}} | \mathbf{x}_{\text{nom}})$, where $(\mathbf{x}_{\text{nom}}, \mathbf{x}_{\text{fab}}) \in \mathcal{D}_{\text{pretrain}}$. When using a DDPM, Eqs. (4) and (5) will become:

$$p_\theta(\mathbf{x}_{\text{fab}, t-1} | \mathbf{x}_{\text{fab}, t}, \mathbf{x}_{\text{nom}}) = \mathcal{N}(\mathbf{x}_{\text{fab}, t-1}; \mu_\theta(\mathbf{x}_{\text{fab}, t}, t, \mathbf{x}_{\text{nom}}), \Sigma_\theta(\mathbf{x}_{\text{fab}, t}, t, \mathbf{x}_{\text{nom}})) \quad (8)$$

and

$$L(\theta) = \mathbb{E}_{\mathbf{x}_{\text{fab}, 0}, \epsilon, t} \left[\left\| \epsilon - \epsilon_\theta(\mathbf{x}_{\text{fab}, t}, t, \mathbf{x}_{\text{nom}}) \right\|^2 \right], \quad (9)$$

where $x_t = \sqrt{\alpha_t} x_0 + \sqrt{1 - \alpha_t} \epsilon$. In this work, we employ a conditional DDPM with concatenation embedding and SPADE layers [26] to learn the conditional distribution $p(\mathbf{x}_{\text{fab}} | \mathbf{x}_{\text{nom}})$. By concatenating the nominal geometry \mathbf{x}_{nom} to intermediate feature maps at each diffusion step, the denoising network is guided to steer its reverse diffusion trajectory $p_\theta(\mathbf{x}_{\text{fab}, t-1} | \mathbf{x}_{\text{fab}, t}, \mathbf{x}_{\text{nom}})$ towards outputs that remain faithful to the condition. This process iteratively denoises random noise, conditioned on \mathbf{x}_{nom} , to capture the complex geometric variations of the fabricated geometry \mathbf{x}_{fab} .

3.3 Acquisition of Fine-Tuning Data

To adapt the pretrained conditional generative model to characterize real-world manufacturing uncertainties, one needs to construct a small-scale fine-tuning dataset containing nominal designs and the geometries of corresponding physically fabricated components. Depending on the type and length scale of the fabricated components, high-resolution images of the as-fabricated geometries can be obtained through imaging techniques ranging from standard cameras and 3D scanning to CT scanning and scanning electron microscopy (SEM). Next, we can extract the unit cells, representing the fundamental repeating structure of the metamaterial, from the image utilizing image segmentation tools available in standard image processing software. Subsequently, we need to preprocess the unit cell image by converting it to a binary format (to distinguish material and void) and resizing it to conform to the input resolution of the pretrained model. This process yields a fine-tuning dataset $\mathcal{D}_{\text{finetune}}$, tailored to specific metamaterial types, manufacturing methods, and process settings.

3.4 Transfer Learning

This transfer learning process aims to bridge the gap between synthetic and real-world data. Knowing the level of features (low-level versus high-level) where the main geometric difference lies between the source and target domains informs the most suitable transfer learning strategy. For example, changing topology from the source to the target domains may require fine-tuning layers that capture high-level features. For the case where we have no prior knowledge regarding the nature of the target domain, the best approach is to try different transfer learning strategies, such as those introduced in Sec. 2.3. In our experiment, we explored several transfer learning strategies, among which no obvious distinctions were observed in their performance. The impact of transfer learning strategies on the generative performance will be studied in future work.

3.5 Uncertainty Quantification

To quantify the geometric uncertainty of fabricated metamaterials, we use the resulting generative model to generate Monte Carlo samples of as-fabricated geometries given the target nominal design as the input condition, i.e., $\mathbf{x}_{\text{fab}}^{(i)} \sim p_{\theta}(\mathbf{x}_{\text{fab}} | \mathbf{x}_{\text{nom}})$.

The quantified uncertainties facilitate robust design optimization (RDO), where the nominal design is optimized while considering the presence of manufacturing uncertainties. This optimization problem can be formulated as:

$$\min_{\mathbf{x}_{\text{nom}}} [-F(f(\mathbf{x}_{\text{fab}} | \mathbf{x}_{\text{nom}}))], \mathbf{x}_{\text{fab}} \sim p_{\theta}(\mathbf{x}_{\text{fab}} | \mathbf{x}_{\text{nom}}),$$

where f maps the geometry to material properties or performance metrics, and F is any statistics considered in RDO (e.g., lower confidence bound that considers the worst-case scenario).

4 Experiment Setting

In this section, we first describe our data-preparation pipelines for both pretraining and fine-tuning datasets (Sec. 4.1). Then we present the architecture of our conditional diffusion model (Sec. 4.2) and the pretraining and transfer learning settings (Sec. 4.3). Finally, we introduce the benchmark baselines (Sec. 4.4) and quantitative metrics (Sec. 4.5) used to assess geometric uncertainty quantification performance.

4.1 Data Preparation

In this work, we created three datasets: a pretraining dataset $\mathcal{D}_{\text{pretrain}}$ and two fine-tuning datasets $\mathcal{D}_{\text{finetune, synth}}$ and $\mathcal{D}_{\text{finetune, real}}$. Both $\mathcal{D}_{\text{pretrain}}$ and $\mathcal{D}_{\text{finetune, synth}}$ contain synthetically generated “as-fabricated” unit cell geometries, whereas $\mathcal{D}_{\text{finetune, real}}$ contains real-world as-fabricated geometries.

We used unit cell geometries selected from the *2D orthotropic metamaterial microstructure* dataset [27] as nominal designs, and created the pretraining dataset $\mathcal{D}_{\text{pretrain}}$ by applying FFD (Eq. (6)) to the nominal geometries. Specifically, each nominal design was deformed into 20 distinct variants, resulting in a total of 60,000 as-fabricated geometries derived from 3,000 unique nominal designs. We added randomness to the as-fabricated geometries by adding Gaussian noise with a standard deviation $\sigma = 6$ to the FFD control points. All geometries were represented as binary pixelated images with a resolution of 64×64 .

We conducted two experiments using different fine-tuning data, a *synthetic* “as-fabricated” geometry dataset $\mathcal{D}_{\text{finetune, synth}}$ and a *real-world* as-fabricated geometry dataset $\mathcal{D}_{\text{finetune, real}}$, respectively. We used the synthetic dataset $\mathcal{D}_{\text{finetune, synth}}$ to simplify method validation. We constructed $\mathcal{D}_{\text{finetune, synth}}$ using FFD with $\sigma = 13$ and introduced random holes of varying locations and shapes using Eq. (7). Specifically, we generated 64 synthetic variants of “as-fabricated” geometries for each of 15 nominal designs not included in $\mathcal{D}_{\text{pretrain}}$ to simulate real-world use cases (i.e., the nominal designs considered in an application-specific scenario can be different from the ones in the pretraining data).

The real-world fine-tuning dataset $\mathcal{D}_{\text{finetune, real}}$ contains the geometries of 3D-printed metamaterial unit cells with nominal designs also different from the pretraining data. As shown in Fig. 4, to construct $\mathcal{D}_{\text{finetune, real}}$, we converted the binary pixelated images of nominal designs into vector graphics, imported them into computer-aided design (CAD) software as sketches, and scaled them to a standardized unit cell size as needed. We then extruded each sketch by 2 mm and patterned them into a block of 5×5 unit cells with an outer 1.5 mm frame to enhance printing accuracy. By using a Formlabs 3L stereolithography (SLA) printer with Grey V4 photopolymer resin, we can fabricate about 100 blocks per print. In only two passes, a total of 180 sample blocks containing 4,500 unit cells corresponding to 20 nominal designs were printed (Fig. 5). They were then cleaned in isopropyl alcohol, cured, cleaned again, washed in water, and sanded to remove supports. To capture as-fabricated geometries, photographs of the printed samples were taken on a light table




Figure 4: Manufacturing data collection process converts a nominal binary array geometry to CAD, extrudes and frames it for 3D printing with SLA resin, followed by cleaning and sanding. Photographs, taken on a light table, are converted to grayscale, rotated, cropped, and segmented into inner unit cells for structural analysis.




Figure 5: Examples of 3D printed metamaterial blocks. A total of 180 blocks were printed in two passes using a Formlabs 3L stereolithography (SLA).

with a fixed position to ensure stable, level images with clear hole visibility and minimal angle distortions. The images were converted from RGB to grayscale, rotated to align the parts based on their boundaries, and cropped to remove backgrounds. Perspective-induced deformation is shown as skewed and compressed unit cell shapes in the captured images, arising when the camera’s viewing angle distorts the apparent geometry of unit cells. To fix this issue, we retained only the inner 3x3 grid to avoid perspective-induced deformation in outer cells. We then segmented each image into a grid of unit cells. To avoid introducing bias into the dataset, we excluded unit cells whose actual geometries could not be reliably captured by the imaging system (such as those with non-penetrating holes). After this filtering process, 17 designs with 64 unit cells each were retained. These extracted images composite $\mathcal{D}_{\text{finetune, real}}$.

4.2 Model Architecture

Our conditional diffusion model is implemented using a U-Net-based architecture. This architecture integrates multiple components to learn the reverse diffusion process $p_{\theta}(\mathbf{x}_{\text{fab}, t-1} \mid \mathbf{x}_{\text{fab}, t}, \mathbf{x}_{\text{nom}})$. We detail the key components of the model architecture in the following.

Contracting Path (Encoder). This network receives the noisy sample \mathbf{x}_t concatenated with the nominal geometry \mathbf{x}_{nom} as an “image condition” at the first convolution. It then processes this combined input through five denoising blocks, each progressively reducing spatial resolution (Fig. 6). Within each block, attention layers capture long-range dependencies, convolutional layers extract spatial features, SPADE layers apply conditional normalization based on \mathbf{x}_{nom} [26], and time embedding layers inject timestep information as a “time input.” The encoder thus integrates spatial and temporal conditioning to capture high-level features while downsampling the input.

Bottleneck. A multi-layer perceptron (MLP) compresses the data into a low-dimensional representation to extract high-level features from data. It captures the most critical features while maintaining spatial information.

Expansive Path (Decoder). This network contains five denoising blocks that mirror the contracting path, upsampling the data. Skip connections link corresponding encoder and decoder blocks, directly transferring features from the encoder to the decoder to preserve spatial information and enable accurate reconstruction of fine-grained details [28].

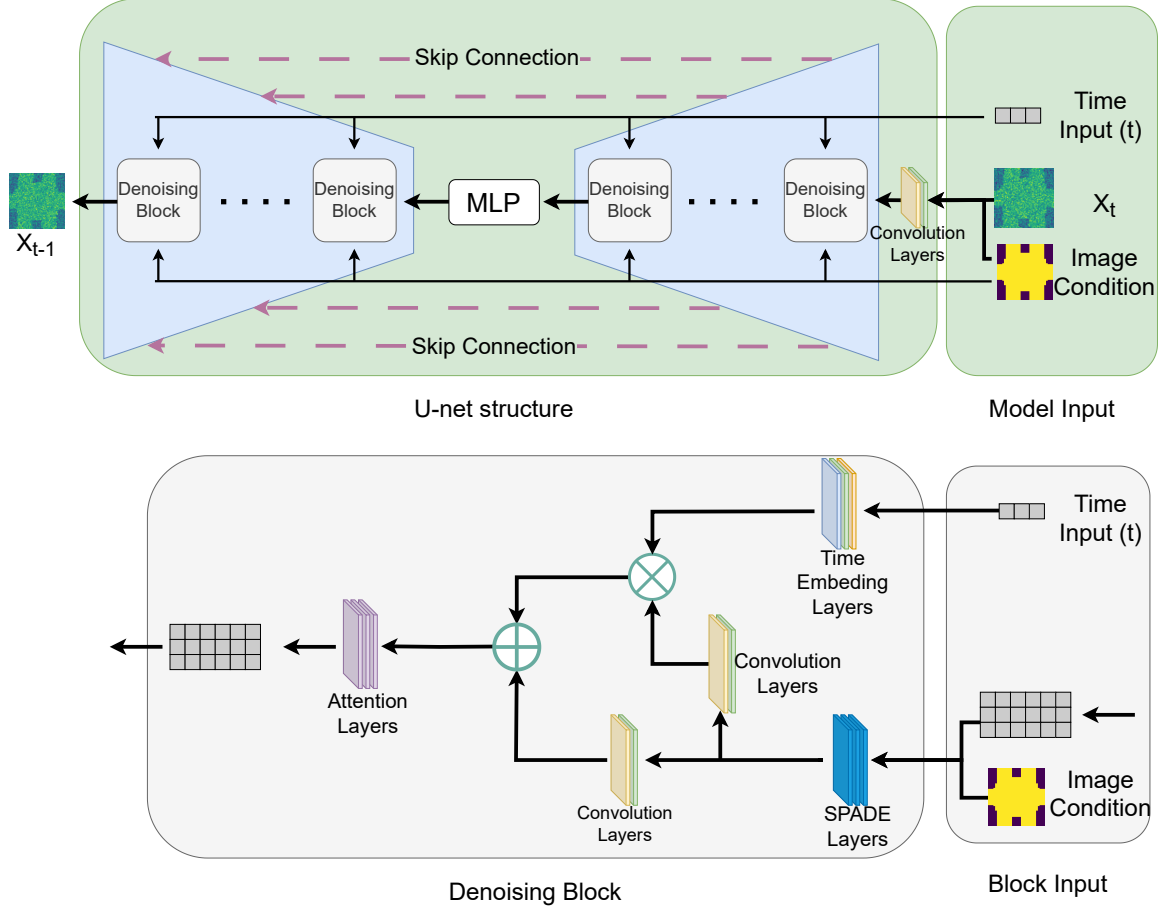


Figure 6: The architecture of our conditional diffusion model, consisting of a U-Net structure for conditional generation of as-fabricated geometries from nominal designs. The top diagram illustrates the U-Net framework, featuring a contracting path (encoder) and an expansive path (decoder) with five denoising blocks each, connected by skip connections. A Multi-Layer Perceptron (MLP) at the bottleneck compresses features, while inputs x_t (noisy variables) and the image condition (x_{nom}) are processed through convolution layers. The bottom diagram details a denoising block, integrating attention layers for long-range dependencies, convolution layers for spatial features, SPADE layers for conditional normalization, and time embedding layers for temporal diffusion timestep input. The model captures manufacturing uncertainties by conditioning on the nominal geometry and time input, enabling the generation of as-fabricated geometries with stochastic variations.

4.3 Pretraining and Transfer Learning

We pretrained the conditional DDPM on $\mathcal{D}_{\text{pretrain}}$ for 180,000 iterations with a batch size of 64. Adam optimizer [29] was used with the mean absolute error as the training loss. During training, we set the initial learning rate to be 0.0008 and decay by 10% after every 5,000 iterations until it reaches 0.000001.

We then fine-tuned the pretrained model on $\mathcal{D}_{\text{finetune}}$. We experimented with multiple configurations in this study by transferring weights and biases from different layers of the pretrained model (i.e., freezing these layers’s parameters during fine-tuning). We fine-tuned each model for 38,400 iterations, the learn rate will decay by 10% every 960 iterations with the same batch size as in pretraining. Two distinct approaches were investigated as follows.

Transfer of Specific Denoising Blocks. Within the five symmetric denoising blocks in each of the up-sampling and down-sampling pathways of the U-Net, we froze a symmetric subset of these denoising blocks (e.g., freezing the first two up-sampling and the last two down-sampling blocks). Various settings based on this strategy were evaluated; however, the performance differences across these configurations were negligible.

Transfer of Specific Layers within Blocks. Two scenarios were explored in this approach: (1) transferring both the SPADE layers and attention layers across all denoising blocks, and (2) transferring only the attention layers across all blocks. Similar to the previous approach, the differences between performances in these scenarios were not significant.

The fact that different transfer learning strategies yielded comparable outcomes in our case may suggest that the model’s performance is relatively insensitive to the specific transfer learning approaches we employed. Our future work will further study the mechanism of transferring different parts of the network and their impact on the generative performance.

All diffusion models were trained on an NVIDIA A100 GPU. Pre-training requires approximately 10 hours, with an additional 2.5 hours for fine-tuning in our experiments.

4.4 Baselines

To assess the performance of the transfer learning framework, we evaluate the geometric uncertainty quantification of GUST against three baselines.

Direct Training (DT) Baseline. This baseline involves training a diffusion model from scratch on the target dataset without leveraging pretraining and transfer learning with duplicated training configuration from the GUST. In this approach, the model starts with randomly initialized parameters and learns directly from the fine-tuning data. We use the same training configuration as mentioned in Sec. 4.3.

Dilation-Erosion Baseline. The dilation-erosion approach [6] (Fig. 2, top left) approximates manufacturing uncertainty by complementary morphological operations that respectively expand and contract shape boundaries using a predefined structuring element. We treat the sizes of the dilation and erosion operators as tunable parameters and choose them by using maximum likelihood estimation. Given a set of nominal designs $X = \{\mathbf{x}_{\text{nom},i}\}_{i=1}^N$ and a reference collection of real-world fabricated image $\{\mathbf{x}_{\text{fab},j}\}_{j=1}^M$, we define a nonparametric Gaussian-kernel density estimator:

$$\hat{p}_h(\mathbf{x}) = \frac{1}{M} \sum_{j=1}^M \frac{1}{(2\pi h^2)^{d/2}} \exp\left(-\frac{\|\mathbf{x} - \mathbf{x}_{\text{fab},j}\|^2}{2h^2}\right),$$

where h is the kernel bandwidth. For a positive integer dilation scale α , we apply the operator \mathcal{F}_α , which expands shape boundaries in an image by applying a morphological dilation with a square kernel of size α , to each nominal design. The log-likelihood can be computed as

$$\mathcal{L}_d(\alpha) = \sum_{i=1}^N \log \hat{p}_h(\mathcal{F}_\alpha(\mathbf{x}_{\text{nom},i})).$$

We then obtain $\hat{\alpha} = \arg \min_{\alpha} -\mathcal{L}_d(\alpha)$ by minimizing the negative log-likelihood via differential evolution [30]. Similarly, the log-likelihood corresponding to the erosion operator \mathcal{F}_β , which contracts shape boundaries using a morphological erosion with a square kernel of size β , can be expressed as

$$\mathcal{L}_e(\beta) = \sum_{i=1}^N \log \hat{p}_h(\mathcal{F}_\beta(\mathbf{x}_{\text{nom},i})),$$

yields the optimal erosion scale $\hat{\beta} = \arg \min_{\beta} -\mathcal{L}_e(\beta)$. This procedure produces the dilation and erosion sizes that make the processed geometries closest to real-world samples, serving as a principled baseline for comparison.

Gaussian Random Field (GRF) Baseline. This approach models geometric variability by adding a GRF to the signed distance function (SDF) of the nominal design [4]. Let $\{\mathbf{x}_i\}_{i=1}^N$ be points on a uniform grid within $[0, 1]^2$, and define the precision matrix

$$L^{-1} = \text{diag}(1/\ell_1^2, 1/\ell_2^2).$$

The covariance matrix $C \in \mathbb{R}^{N \times N}$ has entries

$$C_{ij} = \sigma^2 \exp\left(-\frac{1}{2}(\mathbf{x}_i - \mathbf{x}_j)^\top L^{-1}(\mathbf{x}_i - \mathbf{x}_j)\right).$$

We perform the eigen-decomposition $C\phi_k = \lambda_k\phi_k$, sort the eigenvalues $\{\lambda_k\}$ in descending order, and truncate the decomposition to retain only the top M modes.

A single GRF realization is generated via the Karhunen–Loève (KL) expansion,

$$g(\mathbf{x}_i) = \sum_{k=1}^M \sqrt{\lambda_k} \xi_k \phi_k(\mathbf{x}_i), \quad \xi_k \sim \mathcal{N}(0, 1).$$

After normalizing g to unit standard deviation, we scale by amplitude α and add it to the original SDF $s(\mathbf{x}_i)$:

$$s_{\text{noisy}}(\mathbf{x}_i) = s(\mathbf{x}_i) + \alpha \frac{g(\mathbf{x}_i)}{\sigma(g)},$$

where $\sigma(g)$ is the standard deviation of g . While the GRF approach offers a significantly higher degree of freedom in modeling geometric variability compared to dilation-erosion, it still relies on simplifying assumptions inherent in its Gaussian nature and KL expansion.

4.5 Quantitative Metrics

We use quantitative metrics to evaluate the performance of GUST and the baselines. These metrics were calculated using a test dataset, whose nominal designs were not contained in either the pretraining dataset or the two fine-tuning datasets.

Geometric Evaluation. Precision and recall were earlier attempts to separately measure fidelity (how realistic generated samples are) and diversity (how well they cover the real data’s variability) [31], but their issues with outlier sensitivity and mode dropping led to the development of the more robust density and coverage metrics. The density and coverage metrics [32] are designed to evaluate the fidelity and diversity of generated samples by addressing limitations in precision and recall metrics. *Density* quantifies how closely generated samples $\{Y\}_{i=1}^M$ cluster around real samples $\{X\}_{i=1}^N$, rewarding those in dense regions of the real distribution. It is calculated as the average number of generated samples per real-sample neighborhood spheres B (defined by the k -nearest neighbor distance, $\text{NND}_k(X_i)$) that contain each generated sample Y_j , expressed as

$$\text{Density} := \frac{1}{kM} \sum_{j=1}^M \sum_{i=1}^N 1_{Y_j \in B(X_i, \text{NND}_k(X_i))}.$$

Coverage measures the fraction of real samples whose neighborhoods contain at least one generated sample, assessing how well the generated samples span the real distribution, and is defined as

$$\text{Coverage} := \frac{1}{N} \sum_{i=1}^N 1_{\exists j \leq M, Y_j \in B(X_i, \text{NND}_k(X_i))}.$$

To mitigate the computational expense of computing the density and coverage metrics in the original high-dimensional pixel space, we employed t-distributed stochastic neighbor embedding (t-SNE) with a perplexity of 10 for dimensionality reduction. This projection into a three-dimensional embedding space preserves local neighbor relationships, a crucial requirement for the accurate calculation of the density and coverage metrics.

Property Evaluation. The ultimate purpose of quantifying geometric uncertainty of metamaterials is usually to quantify their material property uncertainties. We employ homogenization [33] to compute the effective properties, represented by the elastic tensor, of metamaterials under geometric uncertainties. By computing the Wasserstein distances [34] between the distributions of each elastic tensor component in generated and real as-fabricated metamaterials, we can directly examine manufacturing uncertainties as reflected in these one-dimensional property distributions.

5 Results and Discussion

This section discusses the performance of GUST by comparing its results against baseline approaches in both synthetic (Sec. 5.1) and real-world (Sec. 5.2) experiments, focusing on the distribution of generated metamaterial geometries and their homogenized elastic properties. None of the nominal designs used for evaluation was contained in the pretraining or fine-tuning datasets. Through qualitative (visual comparisons of both generated geometries and property distributions) and quantitative analyses (density, coverage, and Wasserstein distance), we demonstrate GUST’s ability to capture real-world manufacturing uncertainties and the necessity of transfer learning.

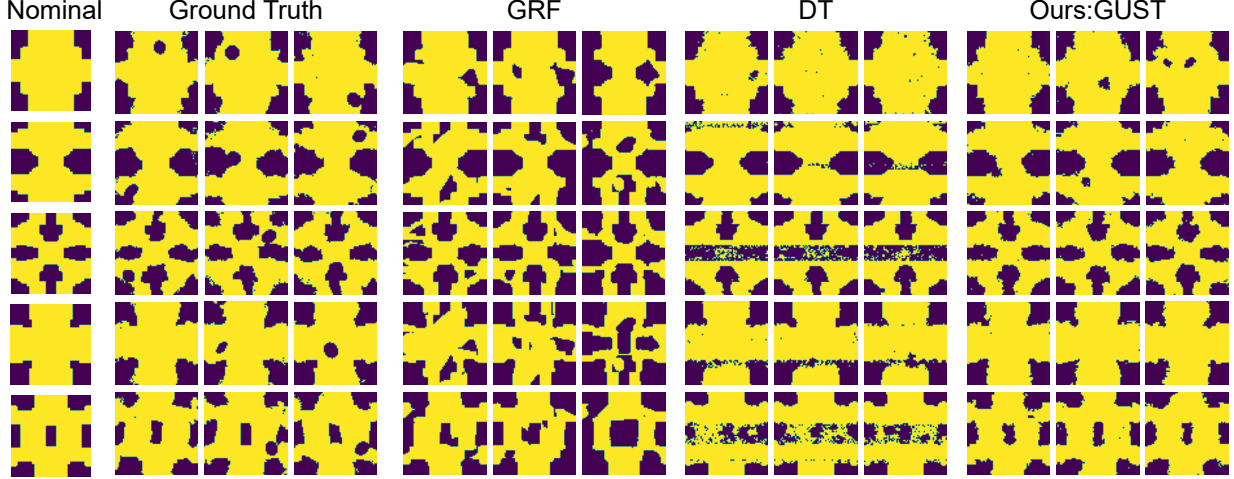


Figure 7: Comparison of as-fabricated geometries generated by GRF, direct training (DT), and GUST in the synthetic experiment. Yellow and dark regions denote materials and void, respectively. GRF and DT exhibit artifacts like noise and disconnected regions, while GUST more accurately captures real-world uncertainties, such as boundary variation and random holes.

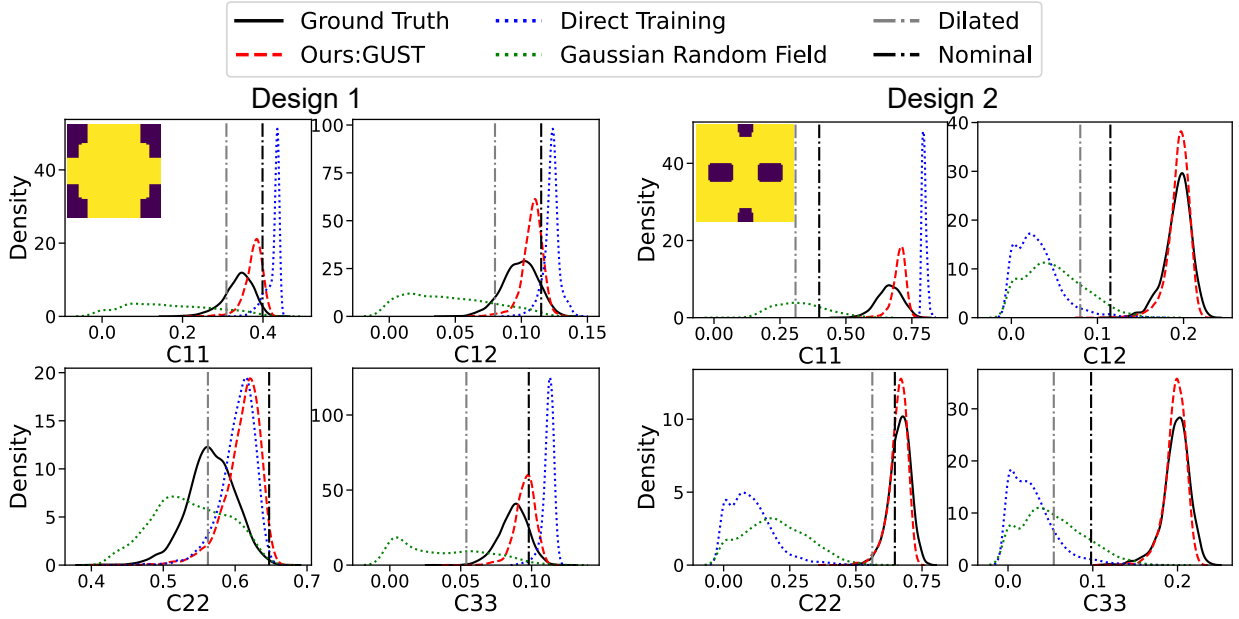


Figure 8: Kernel density estimates (KDEs) of homogenized elastic tensor components (C_{11} , C_{12} , C_{22} , C_{33}) for two unit cell designs in the synthetic experiment. The corresponding nominal design is shown at the top left corner of each panel. GUST consistently aligns closest to the ground truth across most components.

5.1 Synthetic Experiment

This experiment used $\mathcal{D}_{\text{finetune, synth}}$ as the fine-tuning data for quick and comprehensive validation of our method.

A qualitative comparison of generated geometries was performed to assess model performance. As shown in Fig. 7, the “ground truth”, which are as-fabricated geometries sampled from $\mathcal{D}_{\text{finetune, synth}}$, exhibits noticeable boundary variations and random holes when compared to the nominal design. In contrast, the GRF approach preserves a significant number

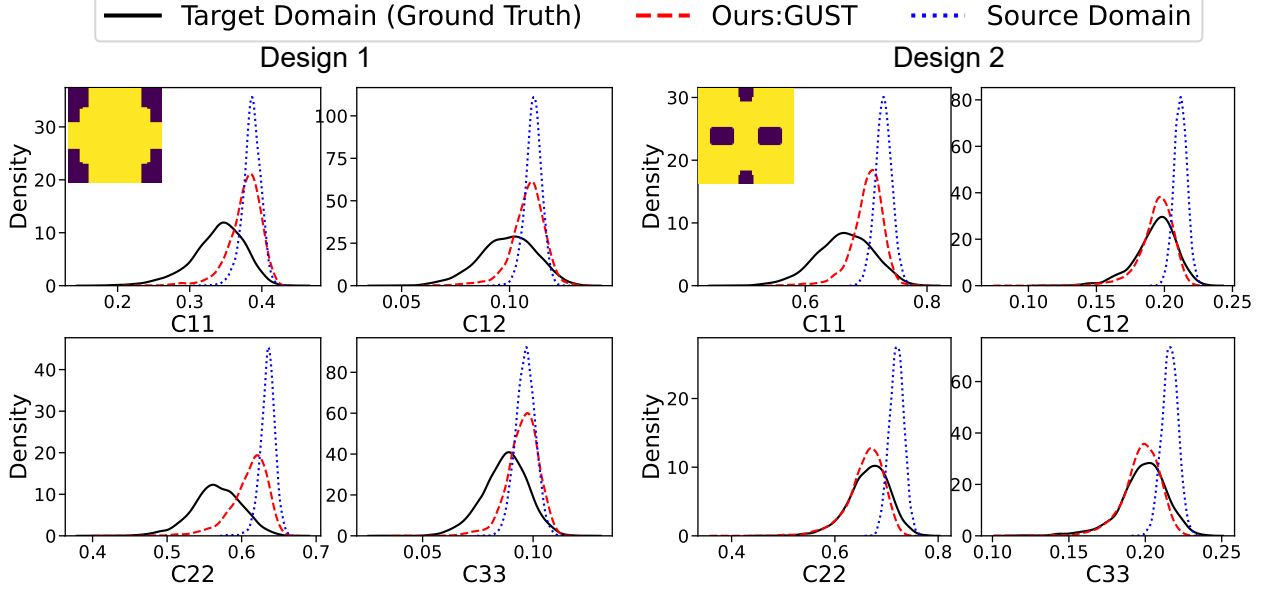


Figure 9: KDEs of homogenized elastic properties (C_{11} , C_{12} , C_{22} , C_{33}) for the synthetic experiment. The corresponding normal designs are shown at the top left corners. GUST produces a property distribution either closely matching the ground truth or situated between the distributions associated with the source domain and the ground truth.

of sharp corners and straight edges from the nominal design. In certain generated instances (e.g., in the 2nd and 4th rows), an excessive number of irregularly shaped and sized holes appear, deviating from the ground truth. Geometries sampled from both DT and GRF contain artifacts such as noisy and disconnected regions. In addition, the DT baseline also demonstrates challenges in effectively learning the random hole patterns present in the ground truth. On the other hand, the GUST most effectively captures the geometric variability in the ground truth, as evidenced by its boundary deformation pattern and the random holes.

In addition to generated geometries, we analyzed the elastic properties of geometries generated by GUST and baseline approaches. Figure 8 presents the distributions of homogenized elastic tensor components (C_{11} , C_{12} , C_{22} , C_{33}) corresponding to two nominal designs, where the “ground truth” is based on effective properties computed from the geometries in $\mathcal{D}_{\text{finetune, synth}}$. While we picked these representative results, more results are available in Appendix A. Notably, the dilation-erosion baseline can only lead to point estimates instead of a full distribution. We employed MLE to determine both the dilation and erosion scales, as introduced in Sec. 4.4. However, the MLE result for the erosion scale was zero, indicating that the fabricated geometries predominantly exhibit a dilated pattern. Despite optimizing the dilation process using MLE, it still fails to align with even the mean of the ground truth distribution for most cases. This is likely due to MLE’s reliance solely on geometric properties rather than the underlying material properties. The GRF approach typically exhibits a markedly different distribution compared to the ground truth, with some exceptions shown in Appendix A. Given the inherently random nature of GRF, its occasional close alignment with ground truth is expected. Compared to GUST, the distributions corresponding to DT are generally farther from the ground truth. DT’s performance can be extremely unstable (e.g., Design 2 in Fig. 8), possibly due to training instability with limited data. Overall, the GUST shows a relatively stable performance, evident by its consistently close alignment with ground truth across most of the components and designs. These qualitative observations will be further supported by quantitative results via density, coverage, and Wasserstein distance assessment.

To validate that the performance of our GUST framework is not solely due to the similarity between source and target domains, we visualized the property distributions of geometries sampled from the source domain (i.e., domain of pretraining data), the target domain (i.e., ground truth), and generated by GUST (Fig. 9). Here, as-fabricated geometries from the source domain and ground truth are generated via the same data generation processes as $\mathcal{D}_{\text{pretrain}}$ and $\mathcal{D}_{\text{finetune, synth}}$, respectively. As illustrated in Fig. 9, despite the difference between the distributions associated with the source domain and the ground truth, GUST produces property distributions that either closely match the ground truth or are situated between the source domain and the ground truth. However, GUST distributions can still be close to those in the source domain in some cases, indicating opportunities for further improvements in future work. The divergence

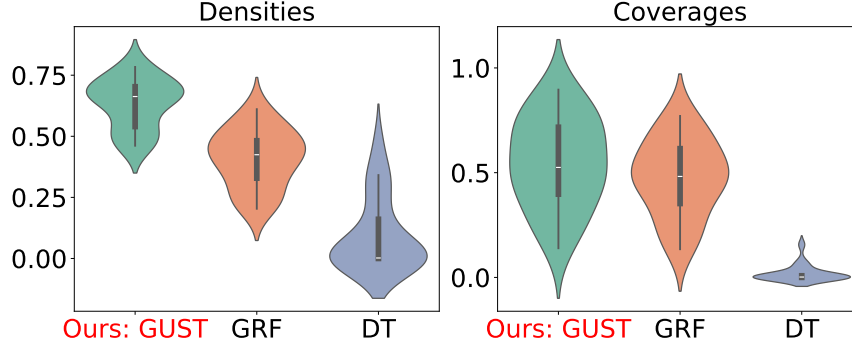


Figure 10: Density and coverage (higher is better) metrics for geometries generated by different methods in the synthetic experiment, calculated across 20 nominal designs (each with 3,000 samples of as-fabricated geometries). Density measures sample clustering around real data, while coverage assesses the span of generated samples.

between the source domain and ground truth distributions may influence the performance of the GUST framework. In general, when the source and target domains are closer, it is easier for transfer learning to effectively utilize the features learned from the pretraining model to capture the target distribution. Therefore, to enhance GUST’s performance, it may be beneficial to leverage prior knowledge in constructing the pretraining dataset so that it approximates the target geometric uncertainty as closely as possible.

We conducted a quantitative analysis of the geometric quality of generated samples through the density and coverage metrics (Sec. 4.5). Figure 10 shows the distribution of these metrics evaluated on 20 nominal designs, each with 3,000 samples of as-fabricated geometries, ensuring a thorough assessment of the models’ performance across diverse scenarios. The density metric quantifies how closely the generated samples cluster around the real data points, while the coverage metric measures how broadly the generated samples span the real data distribution. GUST achieved substantially higher mean density with lower variance than GRF and DT. The p-values in Table 1 indicate a significant difference in the means of the density metric between GUST and the other two baselines. Meanwhile, GUST’s coverage metric differs only marginally from GRF (mean values differ by 0.07). Based on Fig 10, both GUST and GRF achieve a moderate coverage, meaning that neither of them matches the ground truth well in terms of the distribution of geometries in the reduced space. Considering GUST’s generally higher density metrics, we infer that while its high-density regions may overlap with the ground truth, it tends to produce a narrower distribution that lacks coverage. In contrast, GRF receives median scores on both metrics, indicating a possible shift in its distribution’s mode compared to the ground truth. A similar coverage to GUST is possibly attributed to GRF’s broader distribution. This observation is consistent with the property distributions in Fig 8.

Table 1: P-values comparing the geometry and property distributions represented by GRF and DT against those by GUST.

Component	GRF	DT
Density	1.41×10^{-7}	4.52×10^{-15}
Coverage	2.69×10^{-1}	8.74×10^{-10}
C11	1.25×10^{-3}	2.50×10^{-3}
C12	1.25×10^{-3}	2.09×10^{-2}
C22	2.80×10^{-3}	6.22×10^{-3}
C33	1.59×10^{-3}	1.34×10^{-2}

We use the Wasserstein distance to measure the alignment between the property distributions of geometries generated by different approaches and the ground truth. Wasserstein distances were calculated using the same generated geometries as those used to calculate the density and coverage metrics (i.e., 20 nominal designs, each with 3,000 generated as-fabricated geometries). Figure 11 shows the distributions of calculated Wasserstein distances for the elastic tensor components (C_{11} , C_{12} , C_{22} , C_{33}). GUST consistently achieves lower mean values with significantly lower variances. The p-values in Table 1 further demonstrate the significant difference in the mean Wasserstein distances between GUST and the two baselines.

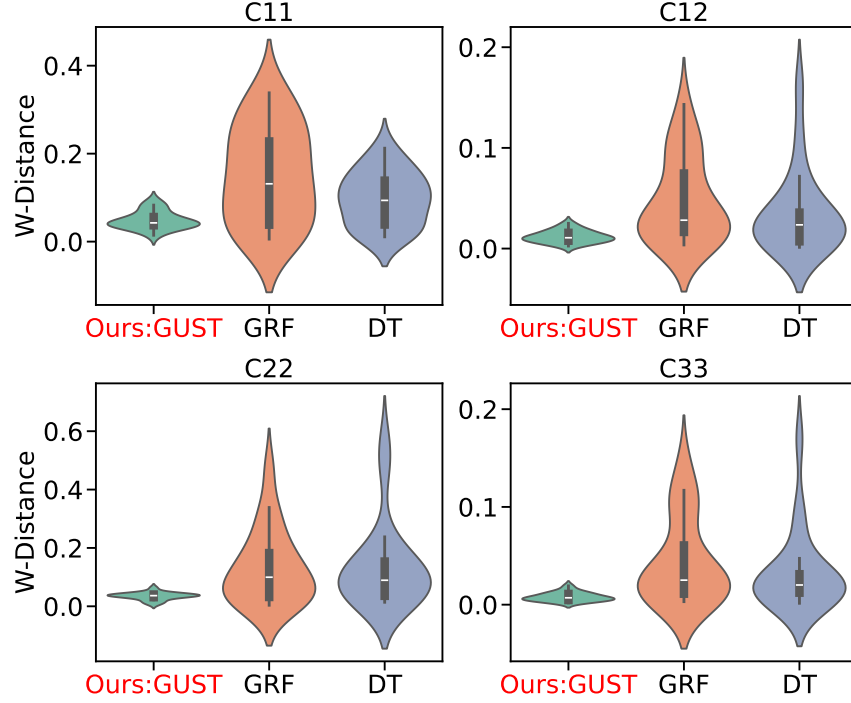


Figure 11: Wasserstein distances (lower is better) between property distributions from different approaches and the ground truth distribution of elastic tensor components (C_{11} , C_{12} , C_{22} , C_{33}), calculated across 20 nominal designs (each with 3,000 samples of as-fabricated geometries) in the synthetic experiment. GUST consistently shows lower average Wasserstein distances and significantly lower variance.

5.2 Real World Experiment



Figure 12: Comparison of as-fabricated geometries generated by GUST and baselines in the real-world experiment. GUST captures geometric variabilities, such as deformed and dilated shapes, that more closely resemble the ground truth compared to GRF and DT.

A qualitative comparison of generated geometries was conducted for the real-world case to assess the performance of geometric uncertainty quantification in actual manufacturing settings. As shown in Fig. 12, the ground truth shows an obvious dilation shape compared with the nominal. Consistent with results in the synthetic case, the DT and GRF models produce geometries with artifacts, such as noise and disconnected regions. While the GRF generates geometries visually similar to those of GUST, the latter more accurately captures real-world uncertainties, as demonstrated by the dilated shapes in GUST’s geometries closely resembling those in the ground truth. In contrast, the GRF geometries do not show dilated patterns, but with unrealistic abrupt boundary changes. This comparison underscores GUST’s superior capability of capturing real-world geometric uncertainties compared to existing approaches.

We computed the homogenized elastic properties of the generated geometries in this real-world experiment and show the distributions of C_{11} , C_{12} , C_{22} , and C_{33} in Fig. 13. The “ground truth” represents the property distribution of data from real-world additively manufactured metamaterials. The results show a generally consistent pattern that matches

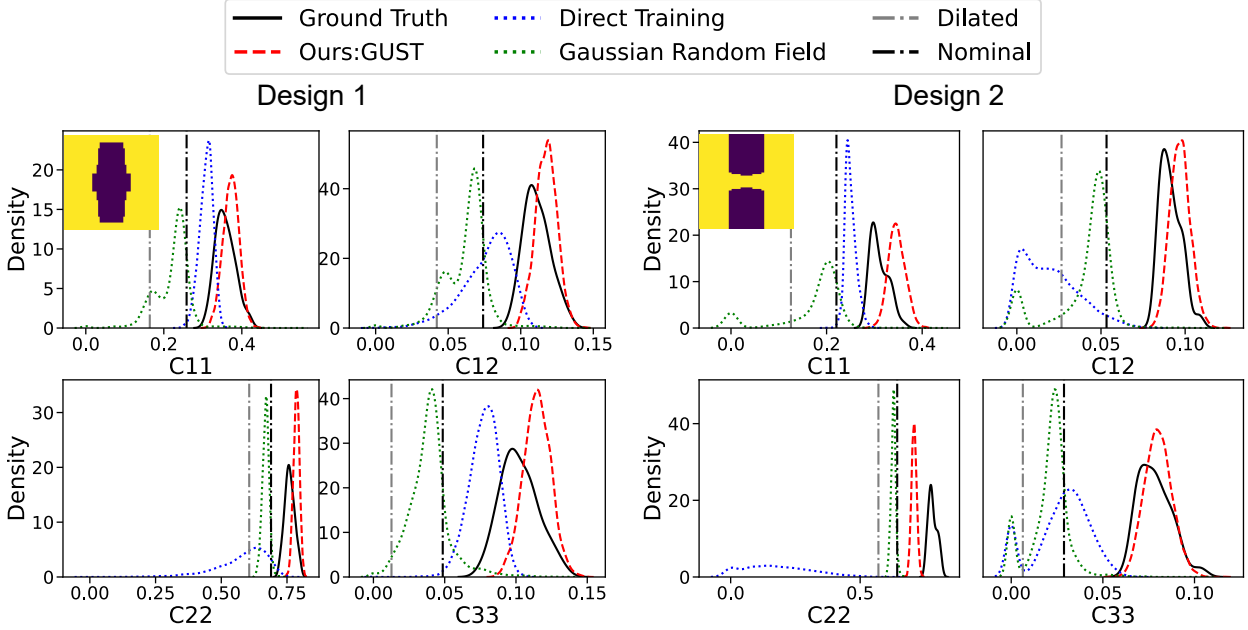


Figure 13: KDEs of homogenized elastic tensor components (C_{11} , C_{12} , C_{22} , C_{33}) for two unit cell designs in the real-world experiment. The corresponding nominal design is shown at the top left corner of each panel. GUST produced distributions most closely approximating the ground truth compared to the three baselines.

the synthetic experiment—the property distribution produced by GUST most closely approximates the ground truth compared to the three baselines.

Different from the synthetic experiment, quantifying the density and coverage in this real-world experiment is challenging. Unlike the perfectly aligned synthetic data, real-world samples introduce unavoidable misalignments from factors like camera positioning and handling. The coverage and density metrics in this research are based on a k-nearest neighbors approach, which is built on distance metrics that are highly sensitive to geometric misalignments. Even a single-pixel shift can cause numerically significant differences between otherwise identical shapes. Given this sensitivity and the limited number of real-world fabricated samples available for validation, achieving high-fidelity results with these metrics is challenging. Our future work will develop new robust methods of evaluating the generative distributions for as-fabricated geometries.

The results from both experiments underscore the effectiveness of the GUST approach in capturing the geometric uncertainty. By combining pretraining with fine-tuning, both the geometry and material property distributions resulting from GUST consistently showed better alignment with the ground truth distributions compared to the three baseline methods.

6 Conclusion

This work demonstrates that GUST, a framework that combines conditional diffusion models with self-supervised pretraining and transfer learning, can effectively quantify free-form geometric uncertainties with constrained real-world manufacturing data. By comparing with three baseline methods (i.e., dilation-erosion, GRF, and direct training), we demonstrated that GUST can more accurately capture the distributions of as-fabricated geometries, indicated by both qualitative (visual comparisons of generated geometries and property distributions) and quantitative (Wasserstein distance, density, and coverage metrics) assessments. These findings indicate that prior works relying on simplifying assumptions may lead to misleading uncertainty quantification results, and GUST offers a scalable solution for more accurate quantification of real-world uncertainty under data constraints.

While we focus on the manufacturing uncertainty of metamaterials, the proposed framework can be generalized to other scenarios, such as quantifying the geometric uncertainty of aerodynamic components or microfluidic devices under wear or erosion.

For future research, we will focus on analyzing the feature representations at each layer or component of the U-Net architecture to draw insights into optimal transfer learning strategies. Additionally, we will explore more parsimonious training and fine-tuning strategies that focus on learning local geometric variations that have higher impacts on metamaterial properties. Finally, we will further validate GUST on applications beyond metamaterials and across scales.

Acknowledgments

Portions of this research were conducted with the advanced computing resources provided by Texas A&M High Performance Research Computing.

References

- [1] Paromita Nath, Joseph D. Olson, Sankaran Mahadevan, and Yung Tsun Tina Lee. Optimization of fused filament fabrication process parameters under uncertainty to maximize part geometry accuracy. *Additive Manufacturing*, 35, October 2020. Publisher Copyright: © 2020 Elsevier B.V.
- [2] Clinton Morris, Logan Bekker, Michael R. Haberman, and Carolyn C. Seepersad. Design Exploration of Reliably Manufacturable Materials and Structures With Applications to Negative Stiffness Metamaterials and Microstereolithography. *Journal of Mechanical Design*, 140(11):111415, 09 2018.
- [3] Tyler Wiest, Carolyn Conner Seepersad, and Michael R. Haberman. Robust design of an asymmetrically absorbing Willis acoustic metasurface subject to manufacturing-induced dimensional variationsa). *The Journal of the Acoustical Society of America*, 151(1):216–231, 01 2022.
- [4] Shikui Chen, Wei Chen, and Sang-Hoon Lee. Level set based robust shape and topology optimization under random field uncertainties. *Structural and Multidisciplinary Optimization*, 41:507–524, 04 2010.
- [5] Shikui Chen and Wei Chen. A new level-set based approach to shape and topology optimization under geometric uncertainty. *Structural and Multidisciplinary Optimization*, 44:1–18, 07 2011.
- [6] Evan W. Wang, David Sell, Thaibao Phan, and Jonathan A. Fan. Robust design of topology-optimized metasurfaces. *Opt. Mater. Express*, 9(2):469–482, Feb 2019.
- [7] Nina Korshunova, Iason Papaioannou, Stefan Kollmannsberger, Daninel Straub, and Ernst Rank. Uncertainty quantification of microstructure variability and mechanical behavior of additively manufactured lattice structures. *Computer Methods in Applied Mechanics and Engineering*, 385:114049, 2021.
- [8] Wei (Wayne) Chen, Doksoo Lee, Oluwaseyi Balogun, and Wei Chen. GAN-DUF: Hierarchical Deep Generative Models for Design Under Free-Form Geometric Uncertainty. *Journal of Mechanical Design*, 145(1):011703, 10 2022.
- [9] Ian Goodfellow, Jean Pouget-Abadie, Mehdi Mirza, Bing Xu, David Warde-Farley, Sherjil Ozair, Aaron Courville, and Yoshua Bengio. Generative adversarial nets. In Z. Ghahramani, M. Welling, C. Cortes, N. Lawrence, and K.Q. Weinberger, editors, *Advances in Neural Information Processing Systems*, volume 27. Curran Associates, Inc., 2014.
- [10] Jonathan Ho, Ajay Jain, and Pieter Abbeel. Denoising diffusion probabilistic models. In H. Larochelle, M. Ranzato, R. Hadsell, M.F. Balcan, and H. Lin, editors, *Advances in Neural Information Processing Systems*, volume 33, pages 6840–6851. Curran Associates, Inc., 2020.
- [11] Yang Song, Conor Durkan, Iain Murray, and Stefano Ermon. Maximum likelihood training of score-based diffusion models. In *Neural Information Processing Systems*, 2021.
- [12] Tero Karras, Miika Aittala, Timo Aila, and Samuli Laine. Elucidating the design space of diffusion-based generative models. In S. Koyejo, S. Mohamed, A. Agarwal, D. Belgrave, K. Cho, and A. Oh, editors, *Advances in Neural Information Processing Systems*, volume 35, pages 26565–26577. Curran Associates, Inc., 2022.
- [13] Prafulla Dhariwal and Alexander Nichol. Diffusion models beat gans on image synthesis. In M. Ranzato, A. Beygelzimer, Y. Dauphin, P.S. Liang, and J. Wortman Vaughan, editors, *Advances in Neural Information Processing Systems*, volume 34, pages 8780–8794. Curran Associates, Inc., 2021.
- [14] Jascha Sohl-Dickstein, Eric Weiss, Niru Maheswaranathan, and Surya Ganguli. Deep unsupervised learning using nonequilibrium thermodynamics. In Francis Bach and David Blei, editors, *Proceedings of the 32nd International Conference on Machine Learning*, volume 37 of *Proceedings of Machine Learning Research*, pages 2256–2265, Lille, France, 07–09 Jul 2015. PMLR.

- [15] Robin Rombach, Andreas Blattmann, Dominik Lorenz, Patrick Esser, and Björn Ommer. High-resolution image synthesis with latent diffusion models. In *2022 IEEE/CVF Conference on Computer Vision and Pattern Recognition (CVPR)*, pages 10674–10685, 2022.
- [16] Chitwan Saharia, William Chan, Huiwen Chang, Chris Lee, Jonathan Ho, Tim Salimans, David Fleet, and Mohammad Norouzi. Palette: Image-to-image diffusion models. In *ACM SIGGRAPH 2022 conference proceedings*, pages 1–10, 2022.
- [17] Ali Sharif Razavian, Hossein Azizpour, Josephine Sullivan, and Stefan Carlsson. Cnn features off-the-shelf: an astounding baseline for recognition. In *Proceedings of the IEEE conference on computer vision and pattern recognition workshops*, pages 806–813, 2014.
- [18] Jason Yosinski, Jeff Clune, Yoshua Bengio, and Hod Lipson. How transferable are features in deep neural networks? *Advances in neural information processing systems*, 27, 2014.
- [19] Yidong Ouyang, Liyan Xie, Hongyuan Zha, and Guang Cheng. Transfer learning for diffusion models. *arXiv preprint arXiv:2405.16876*, 2024.
- [20] Taehong Moon, Moonseok Choi, Gayoung Lee, Jung-Woo Ha, and Juho Lee. Fine-tuning diffusion models with limited data. In *NeurIPS 2022 Workshop on Score-Based Methods*, 2022.
- [21] Enze Xie, Lewei Yao, Han Shi, Zhili Liu, Daquan Zhou, Zhaoqiang Liu, Jiawei Li, and Zhenguo Li. Diffit: Unlocking transferability of large diffusion models via simple parameter-efficient fine-tuning. In *Proceedings of the IEEE/CVF International Conference on Computer Vision*, pages 4230–4239, 2023.
- [22] Ceyuan Yang, Yujun Shen, Zhiyi Zhang, Yinghao Xu, Jiapeng Zhu, Zhirong Wu, and Bolei Zhou. One-shot generative domain adaptation. In *Proceedings of the IEEE/CVF international conference on computer vision*, pages 7733–7742, 2023.
- [23] Jingyuan Zhu, Huimin Ma, Jiansheng Chen, and Jian Yuan. Few-shot image generation with diffusion models. *arXiv preprint arXiv:2211.03264*, 2022.
- [24] Zicheng Zhang, Yinglu Liu, Congying Han, Tiande Guo, Ting Yao, and Tao Mei. Generalized one-shot domain adaptation of generative adversarial networks. In S. Koyejo, S. Mohamed, A. Agarwal, D. Belgrave, K. Cho, and A. Oh, editors, *Advances in Neural Information Processing Systems*, volume 35, pages 13718–13730. Curran Associates, Inc., 2022.
- [25] Yunqing Zhao, Henghui Ding, Houjing Huang, and Ngai-Man Cheung. A closer look at few-shot image generation. In *Proceedings of the IEEE/CVF conference on computer vision and pattern recognition*, pages 9140–9150, 2022.
- [26] Taesung Park, Ming-Yu Liu, Ting-Chun Wang, and Jun-Yan Zhu. Semantic image synthesis with spatially-adaptive normalization. In *Proceedings of the IEEE/CVF conference on computer vision and pattern recognition*, pages 2337–2346, 2019.
- [27] Liwei Wang, Jagannadh Boddapati, Ke Liu, Ping Zhu, Chiara Daraio, and Wei Chen. Mechanical cloak via data-driven aperiodic metamaterial design. *Proceedings of the National Academy of Sciences*, 119(13):e2122185119, 2022.
- [28] Chenyang Si, Ziqi Huang, Yuming Jiang, and Ziwei Liu. Freeu: Free lunch in diffusion u-net. In *Proceedings of the IEEE/CVF Conference on Computer Vision and Pattern Recognition (CVPR)*, pages 4733–4743, June 2024.
- [29] Diederik P. Kingma and Jimmy Ba. Adam: A method for stochastic optimization, 2017.
- [30] Rainer Storn and Kenneth Price. Differential evolution—a simple and efficient heuristic for global optimization over continuous spaces. *Journal of global optimization*, 11:341–359, 1997.
- [31] Tuomas Kynkäänniemi, Tero Karras, Samuli Laine, Jaakko Lehtinen, and Timo Aila. Improved precision and recall metric for assessing generative models. In H. Wallach, H. Larochelle, A. Beygelzimer, F. d’Alché-Buc, E. Fox, and R. Garnett, editors, *Advances in Neural Information Processing Systems*, volume 32. Curran Associates, Inc., 2019.
- [32] Muhammad Ferjad Naeem, Seong Joon Oh, Youngjung Uh, Yunjey Choi, and Jaejun Yoo. Reliable fidelity and diversity metrics for generative models. In *International conference on machine learning*, pages 7176–7185. PMLR, 2020.
- [33] Liang Xia and Piotr Breitkopf. Design of materials using topology optimization and energy-based homogenization approach in matlab. *Structural and multidisciplinary optimization*, 52(6):1229–1241, 2015.
- [34] Cédric Villani et al. *Optimal transport: old and new*, volume 338. Springer, 2009.
- [35] Mengping Yang and Zhe Wang. Image synthesis under limited data: A survey and taxonomy. *International Journal of Computer Vision*, pages 1–38, 2025.

- [36] Ceyuan Yang, Yujun Shen, Zhiyi Zhang, Yinghao Xu, Jiapeng Zhu, Zhirong Wu, and Bolei Zhou. One-shot generative domain adaptation. In *Proceedings of the IEEE/CVF International Conference on Computer Vision (ICCV)*, pages 7733–7742, October 2023.
- [37] Mengping Yang and Zhe Wang. Image synthesis under limited data: A survey and taxonomy. *International Journal of Computer Vision*, pages 1–38, 2025.
- [38] Karen K Yuen. The two-sample trimmed t for unequal population variances. *Biometrika*, 61(1):165–170, 1974.

A Additional Results on Property Distributions

In this section, we provide more results on property distribution comparisons, as shown in Fig. 14. Model performance varies across different nominal designs. However, GUST outperforms other baseline methods in most cases.

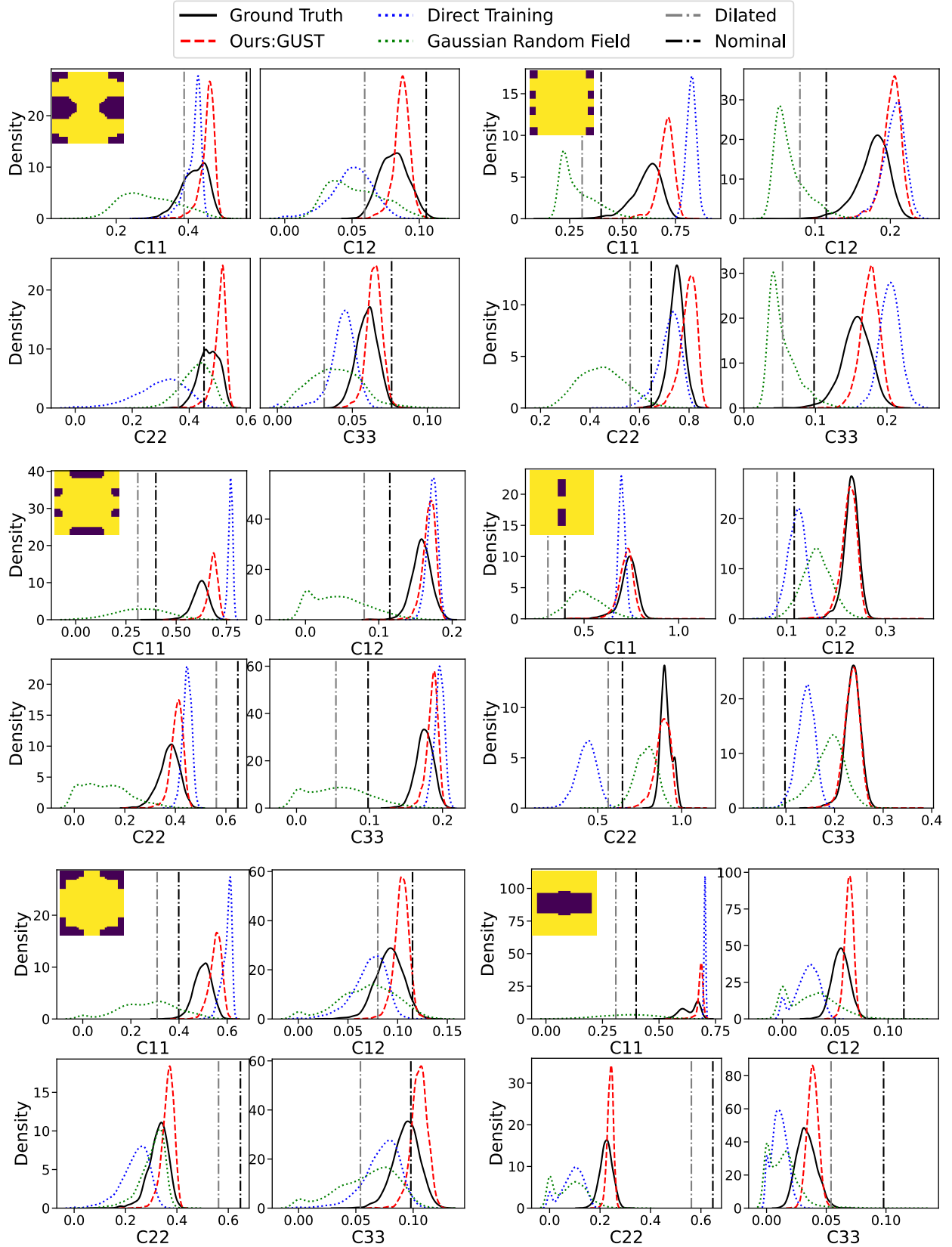


Figure 14: KDEs of homogenized elastic tensor components (C_{11} , C_{12} , C_{22} , C_{33}) for another 6 designs. The corresponding nominal design is shown at the top left corner of each panel.