

Engineering Fast and Space-Efficient Recompression from SLP-Compressed Text*

Ankith Reddy Adudodla[†]

Dominik Kempa[‡]

Abstract

Compressed indexing enables powerful queries over massive and repetitive textual datasets using space proportional to the compressed input. While theoretical advances have led to highly efficient index structures, their practical construction remains a bottleneck (especially for complex components like recompression RLSLP), a grammar-based representation crucial for building powerful text indexes that support widely used suffix array queries.

In this work, we present the first implementation of recompression RLSLP construction that runs in compressed time, operating on an LZ77-like approximation of the input. Compared to state-of-the-art uncompressed-time methods, our approach achieves up to $46\times$ speedup and $17\times$ lower RAM usage on large, repetitive inputs. These gains unlock scalability to larger datasets and affirm compressed computation as a practical path forward for fast index construction.

1 Introduction

Data compression is a classic field of computer science, where the aim is to reduce the size of a given file for transfer (e.g., over a slow network) or for storage. In recent years, however, compression has been applied in a new way. The field of *compressed indexing* aims to store any string $T \in \Sigma^n$ of n symbols over an alphabet Σ in space proportional to the size of T in compressed form, while simultaneously supporting queries over the (uncompressed) text T .

Such functionality is a fundamental part of the toolbox in applications where massive textual datasets exhibit a lot of redundancy, including storage and retrieval of source code repositories (such as GitHub) [30, 29], versioned text documents (such as Wikipedia), and computational biology, where massive genomic datasets—due to projects like the 100,000 Genomes Project [13] or the ongoing 1+ Million

Human Genome Initiative [9]—produce datasets on the order of terabytes (and are projected to reach exabytes [28, 34]).

The queries currently supported by compressed text indexes include a rich repertoire of operations, ranging from basic queries like random access to T [8, 33, 1, 3, 23, 24], to more complex longest common extension (LCE) queries [15, 12, 21, 10], and even full suffix array functionality [11, 21].

One of the biggest and most widely recognized challenges in the field of compressed indexing is index *construction* [30]. This is particularly difficult for the most powerful indexes, such as [11, 21], capable of supporting the widely utilized suffix array queries [14]. Continuous progress on this problem has resulted in algorithms that achieve improved scalability [7, 26, 31, 6, 4, 27, 19, 18, 5], but construction remains a major bottleneck in practice [30].

The common feature of all of the above algorithms is that they construct the index in a single step, i.e., the algorithm takes the text $T \in \Sigma^n$ as input and, in $\mathcal{O}(n)$ time, directly outputs the index. Moreover, in the worst case, the above methods require $\Theta(n)$ extra disk or RAM space, even for compressible strings.

Recently, an alternative method for constructing powerful text indexes was proposed in [20, 21]. In this method, the index is constructed by first applying a lightweight but fast compression that shrinks the input text close to the size of its LZ77-compressed representation (e.g., [25]). This step takes $\mathcal{O}(n)$ time and shrinks the input text T down from n characters to, say, $C(T)$ bytes, where $C(T) \ll n$. Following this step is a sequence of algorithms operating on the compressed representation of T , all taking time $\mathcal{O}(C(T) \log^{\mathcal{O}(1)} n)$, i.e., roughly proportional to the size of the data in compressed form. This new approach to index construction is still in its early stages of adoption because each of the steps running in compressed time is usually a complex algorithm that relies on not-yet-implemented data structures.

Recently, however, the potential of compressed computation has started to materialize, and one of the first algorithms running in compressed time was implemented in [22]. More specifically, [22]

*Partially funded by the NSF CAREER Award 2337891 and the Simons Foundation Junior Faculty Fellowship.

[†]Department of Computer Science, Stony Brook University, Stony Brook, NY, USA, aadudodla@cs.stonybrook.edu.

[‡]Department of Computer Science, Stony Brook University, Stony Brook, NY, USA, kempa@cs.stonybrook.edu.

implemented an algorithm that takes the LZ77-like-compressed representation of size $C(T)$ of the input text T as input and outputs a grammar-compressed representation of T . Indeed, in [22], it was shown that this conversion represents only a tiny fraction of the time needed for the initial LZ77 approximation, confirming the potential of compressed computation.

In this work, we continue the quest for achieving fast index construction via compressed computation, and address the second step in the pipeline of index construction algorithms proposed in [20, 21], i.e., the conversion of the grammar-compressed text into the so-called recompression RLSLP [16, 17]. Recompression RLSLP is a compressed representation of text T as a context-free grammar (CFG) producing only T , that additionally satisfies the *local consistency* property, i.e., different occurrences of the same substring of T are represented in a very similar way in the grammar. Recompression RLSLP represents one of the most complex steps in the pipeline of compressed-time index construction from [20, 21]—they are the basis of all indexes for the so-called “internal pattern matching” (see Section 5 in [20] and Section 5 in [21]), which are the key data structures in the construction of indexes like those in [20, 21].

Unlike in the case of [22] (where no prior implementation existed for the problem addressed in the paper), construction of the recompression RLSLP *does* already have a highly engineered (and even parallelized) implementation [32] (running in $\mathcal{O}(n)$ time). Given the importance of efficient construction of recompression RLSLP in the construction of powerful text indexes, we thus ask:

Can we speed up the construction of recompression RSLP by using compressed computation?

Our Results. We present the first implementation of recompression running in compressed time. Compared to the state-of-the-art implementation of recompression [32], our modular pipeline, where we first approximate the LZ77 (we developed our own prototype of the Bentley–McIlroy LZ77 approximation [2]) and then construct recompression in compressed time, achieves the following:

- *Drastic time reduction:* On a highly repetitive file of size 4 GiB, our implementation is 46× faster than the state-of-the-art sequential implementation of recompression in uncompressed $\mathcal{O}(n)$ time. When enabling parallelism in [32], our variant is still at least 18× faster.
- *Massive RAM reduction:* On the same 4 GiB file as above, our implementation uses 17× less RAM. When compared to the parallel implementation from [32], we use 14× less RAM.

This improved scalability translates not only to time and RAM usage gains, but also to the ability to process larger datasets. For example, when attempting to run our experiments on an 8 GiB test file, the state-of-the-art implementation always runs out of RAM on our 94 GiB system, resulting in even worse relative performance.

Our implementation confirms the enormous potential of computation in compressed time for the construction of compressed text indexes. All our implementations are available at <https://github.com/AnkithReddy02/fast-recompression>.

2 Preliminaries

Strings. For any string S , we write $S[i..j]$, where $1 \leq i, j \leq |S|$, to denote a substring of S . If $i > j$, we assume $S[i..j]$ to be the empty string ε . By $[i..j]$ we denote $[i..j-1]$. Throughout the paper, we consider a string (text) $T[1..n]$ of $n \geq 1$ symbols from an integer alphabet $\Sigma = [0..\sigma]$. By $\text{LCE}_T(i, i')$ we denote the length of the longest common prefix of suffixes $T[i..n]$ and $T[i'..n]$.

LZ77 Compression. An *LZ77-like factorization* of T refers to a decomposition $T = F_1 \cdots F_f$ into non-empty *phrases* such that each phrase F_j with $|F_j| > 1$ appears earlier in T . That is, letting $i = 1 + |F_1 \cdots F_{j-1}|$ and $\ell = |F_j|$, there exists $p \in [1..i]$ such that $\text{LCE}_T(p, i) \geq \ell$. The phrase $F_j = T[i..i + \ell]$ is then represented by the pair (p, ℓ) . If multiple values of p are valid, one is chosen arbitrarily. The segment $T[p..p + \ell]$ is called the *source* of F_j . When $\ell = 1$, the phrase $F_j = T[i]$ is encoded as $(T[i], 0)$.

The LZ77 factorization [35] (or LZ77 parsing) of a string T is an LZ77-like factorization obtained by greedily scanning T from left to right and selecting the longest possible phrases. More precisely, the j th phrase F_j is the longest substring starting at position $i = 1 + |F_1 \cdots F_{j-1}|$ that has a prior occurrence in T . If no such substring exists, then $F_j = T[i]$. The number of phrases in the LZ77 parsing is denoted by $z(T)$. For instance, the string `bbabaababababaababa` has the LZ77 parsing `b · b · a · ba · aba · bababa · ababa` with $z(T) = 7$ phrases, and is represented by the sequence $(\mathbf{b}, 0), (1, 1), (\mathbf{a}, 0), (2, 2), (3, 3), (7, 6), (10, 5)$.

Grammar Compression. A context-free grammar is a tuple $G = (N, \Sigma, R, S)$, where N is a finite set of *nonterminals*, Σ is a finite set of *terminals*, and $R \subseteq N \times (N \cup \Sigma)^*$ is a set of *rules*. We assume $N \cap \Sigma = \emptyset$ and that $S \in N$. The symbol S is referred to as the *starting symbol*. If $(A, \gamma) \in R$, we write $A \rightarrow \gamma$. The *language* of G is the set $L(G) \subseteq \Sigma^*$ formed by beginning with S and iteratively replacing

nonterminals according to R .

A grammar $G = (N, \Sigma, R, S)$ is called a *straight-line grammar* (SLG) if every $A \in N$ appears in exactly one production on the left-hand side, and the nonterminals can be ordered as $A_1, \dots, A_{|N|}$ such that $S = A_1$ and whenever $A_i \rightarrow \gamma$, it holds that $\gamma \in (\Sigma \cup \{A_{i+1}, \dots, A_{|N|}\})^*$. This implies the grammar rule graph is acyclic. The unique γ such that $A \rightarrow \gamma$ is termed the *definition* of A , denoted by $\text{rhs}_G(A)$. In an SLG, for any $u \in (N \cup \Sigma)^*$, there is exactly one $w \in \Sigma^*$ derivable from u , called the *expansion* of u and written $\text{exp}_G(u)$.

The principle of *grammar compression* involves constructing, for a given text T , a compact SLG G such that $L(G) = \{T\}$. The *size* of the grammar is the total length of all definitions and is given by $|G| := \sum_{A \in N} |\text{rhs}_G(A)|$. Clearly, any G can be encoded using $\mathcal{O}(|G|)$ space by fixing an order on the nonterminals and listing all definitions, replacing nonterminals by their indices in the ordering.

By a *run-length SLP* (RLSLP) we mean a generalized SLP, in which we additionally permit rules of the form $A \rightarrow X^k$, where $X \in N$ and $k \in \mathbb{Z}_{>0}$. For every such nonterminal, we define $|\text{rhs}_G(A)| = 2$. The size of RLSLP is defined analogously as for SLPs.

3 Overview of Recompression

Recompression is a grammar-based compression strategy that builds a run length straight line program (RLSLP) by repeatedly applying local rewriting rules to a string. The technique was first introduced by Jež [17]. In each recompression round, the input string is reduced using two key operations: block compression and pair compression.

- **Block Compression (BComp).** This step replaces each maximal run of repeated symbols with a fresh nonterminal. For example, a substring `aaaa` would be replaced by a rule $A \rightarrow a^4$. This reduces the number of repeated symbols and ensures that all adjacent characters in the remaining string are distinct.
- **Pair Compression (PComp).** After BComp, the algorithm replaces frequent pairs of adjacent symbols with new nonterminals. To avoid overlapping replacements, the algorithm partitions the current alphabet into two disjoint sets: a left set Σ_L and a right set Σ_R . Only pairs ab such that $a \in \Sigma_L$ and $b \in \Sigma_R$ are replaced. We follow the linear-time greedy partitioning algorithm described by Jež [16] (Algorithm 1), which guarantees that at least one quarter of all adjacent symbol pairs are replaced in each round. This ensures that the string length shrinks by a con-

stant factor and the total number of rounds is logarithmic in the input size.

The BComp and PComp steps are applied alternately in rounds. After each round, the string becomes shorter and structurally more compact. The process stops when the string reduces to a single symbol, at which point the constructed grammar represents the original input.

Example. Consider the string `abaaaaba`. After the first block compression, we obtain:

`a b a4 b a`

Then, applying pair compression with a suitable partition (e.g., placing `a` in Σ_L and `b` in Σ_R), the pairs `ab` and `ba` are replaced:

`(a,b) (a4) (b,a)`

Applying block compression first prevents fragmentation of repeated runs. Without this step, a run like `aaaa` might be replaced by different pairs (`aa`, `aa`), which can result in redundant nonterminals and degrade grammar quality.

For a string of length n , each BComp and PComp round runs in $\mathcal{O}(n)$ time and space. Since each round reduces the string length by a constant factor, the total number of rounds is $\mathcal{O}(\log n)$. Therefore, the entire recompression process runs in $\mathcal{O}(n)$ time and uses $\mathcal{O}(n)$ space [16].

A complete example of the recompression process, including round-by-round transformations, can be found in the paper by Jež [16, 17]. We refer the reader to that work for additional technical details and formal analysis.

Recompression in Compressed Time. In the above scenario, we assumed that the recompression algorithm was applied to an (uncompressed) text T of length n . However, the main goal of our paper is to implement the recompression algorithm directly on the SLP-compressed input. In [16], Jež describes how to achieve this. More precisely, the paper shows that, given an SLP G of size $|G| = g$, one can perform recompression of the text T (obtained by decompressing G) in only $\mathcal{O}(g \log n)$ time.

Our paper essentially implements the algorithm presented in [16]. However, our implementation also incorporates some details from [21], which describes a related technique called *restricted recompression*. The output of our algorithm is still the standard recompression grammar, as described in [16, 17].

4 Implementation Details

Our implementation follows the formal construction described in Section 5.2 [21] (full version), particularly

Definitions 5.2 and 5.4, Lemmas 5.3 and 5.5, and Constructions 5.6 and 5.7. Starting from a straight-line program (SLP), we iteratively apply block and pair compression rounds until a run-length straight-line program (RLSLP) is obtained. We incorporate several engineering optimizations to improve runtime, memory usage, and practical scalability. The implementation is entirely in C++, with custom memory tracking.

Pipeline Overview. Our pipeline first loads the input SLP and then performs alternating rounds of *block compression* (*BComp*) and *pair compression* (*PComp*). Each round generates a new grammar layer, which is fed into the next compression step. The process terminates when the current recompression RLSLP reduces to a single run-length production.

4.1 Block Compression (BComp) Our implementation of block compression follows Construction 5.6 [21], which simulates run-length encoding over a straight-line grammar without explicit string expansion. For each nonterminal A in the grammar $G = (N, \Sigma, R, S)$, we symbolically compute the expansion of its right-hand side $\text{rhs}(A)$ into a sequence of blocks $(X_1, d_1), (X_2, d_2), \dots, (X_k, d_k)$, where each block represents d_i repetitions of a symbol $X_i \in N \cup \Sigma$.

Expansion of Right-Hand Side. We traverse the grammar in increasing order of nonterminal IDs. For each nonterminal $A_i \in N$, we analyze its right-hand side, and for each symbol Y that appears, we determine:

- If Y is a terminal (denoted by a negative value), we add the pair $(Y, 1)$ directly to the expansion;
- If Y is a nonterminal, we append the symbolic left run $\text{LR}(Y)$, the middle cap expansion of Y , and the right run $\text{RR}(Y)$ to the expansion of A_i .

The expansion of A_i is therefore recursively built from the structural decomposition of its children without decompressing any actual substrings.

Computing Left and Right Runs. For each nonterminal A , we extract the maximal prefix and suffix blocks that consist of the same symbol. These are recorded as $\text{LR}(A) = (X, \ell)$ and $\text{RR}(A) = (Y, r)$, representing runs of length ℓ and r respectively. To optimize storage, we use two vectors:

$$\text{LR_vec}[A] = (X, \ell), \quad \text{RR_vec}[A] = (Y, r)$$

where $\ell, r < 255$ are stored as `char_t` (8-bit) values packed alongside a 64-bit symbol ID. In rare cases where ℓ or $r \geq 255$, we store them in auxiliary

structures `large_LR_vec` and `large_RR_vec`. In this case, we set the corresponding `char_t` value to 255 and use binary search to retrieve the actual count. This split encoding is motivated by Lemma 5.3 of [21], which shows that long runs are rare and most runs are short, making byte-sized encoding highly effective in practice.

Middle Cap Compression. Once $\text{LR}(A)$ and $\text{RR}(A)$ are extracted from the expanded right-hand side of A , the remaining subsequence, called the *cap*, is compressed into a new nonterminal using the helper routine `combineFrequenciesInRange`. This function scans the cap from left to right, merging adjacent occurrences of the same symbol and emitting run-length rules for any block of length ≥ 2 . These blocks are inserted into a packed hash table:

$$m: (X, d) \mapsto \text{RLSLP Size} / \text{ID}$$

If a block (X, d) is already in m , we reuse its ID. Otherwise, we assign it the next available ID and append a rule of the form $Z \rightarrow X^d$ to the RLSLP. The right-hand side of the newly constructed SLG then contains:

- $-m[(X, d)]$ if $d \geq 2$ (encoded as a negative ID to denote a terminal in the recompressed SLG),
- X if $d = 1$.

Final Rule Adjustment. The last nonterminal of the SLG is special: its LR and RR are computed but not consumed during cap expansion, as no higher-level rule includes it. To preserve these boundaries, we append a new rule at the end of the SLG that explicitly includes its left run, middle expansion, and right run in that order. This ensures the symbolic derivation tree is complete and all runs are incorporated into the grammar.

Example. Suppose the expansion of A yields:

$$[(a, 3), (b, 1), (b, 1), (b, 1), (a, 2)]$$

We identify $\text{LR}(A) = (a, 3)$ and $\text{RR}(A) = (a, 2)$. The cap is $(b, 3)$, which becomes a rule $X \rightarrow b^3$. We then set:

$$\text{rhs}(A) = [-m[(a, 3)], X, -m[(a, 2)]]$$

4.2 Pair Compression (PComp) The PComp phase simulates the compression of adjacent symbol pairs in the SLG without decompressing the grammar, following the structure of Construction 5.7 and Lemma 5.5 [21]. At each compression round, we alternate between randomized and deterministic partitioning strategies. The randomized partition simply

assigns terminals to the left or right sets uniformly at random. In contrast, the deterministic version uses a MaxCut-inspired greedy strategy developed in [16], which aims to maximize the number of compressible cross pairs in the grammar.

nOcc Computation. We denote by $\text{nOcc}(X)$ the number of times a nonterminal X appears in the derivation tree rooted at the start symbol S . To compute the values $\text{nOcc}(X)$ for all nonterminals X , we construct a reverse graph where each rule $A \rightarrow X_1 X_2 \dots X_k$ contributes a set of reverse edges from each nonterminal X_i to its parent A . Specifically, we record weighted reverse edges $X_i \rightarrow (A, c_i)$, where c_i is the number of times X_i occurs in the right-hand side of A . For example, given the rule

$$A \rightarrow B a C B D$$

we emit:

$$B \rightarrow (A, 2), \quad C \rightarrow (A, 1), \quad D \rightarrow (A, 1)$$

while ignoring terminals like a . These edges are stored contiguously in a flattened structure for cache-efficient sequential access.

Dynamic programming is then used to compute all $\text{nOcc}(X)$ values in reverse topological order. We initialize $\text{nOcc}(S) = 1$, and propagate each node's value to its children through the reversed edges, weighting by occurrence count. Terminal symbols are excluded from this computation.

Simulating Adjacent Pairs. For every rule $A \rightarrow X_1 X_2 \dots X_k$, we simulate adjacent terminal pairs without expanding the grammar explicitly. This is done by examining each inner boundary between X_i and X_{i+1} , where the adjacent pair is defined as:

$$(f, s) = (\text{RMS}(X_i), \text{LMS}(X_{i+1}))$$

We normalize each pair to ensure consistent ordering. Specifically, if $|f| < |s|$, we swap the pair to get (s, f) and set a **swapped** flag. This allows us to group structurally equivalent pairs regardless of their original order. Here, $|\cdot|$ denotes absolute value, used because terminals in our SLG are encoded as negative integers to distinguish them from nonterminals.

Each normalized pair is inserted into one of two adjacency maps:

- If the pair was not swapped, it is inserted into the map $m_0[(f, s)]$
- If the pair was swapped, it is inserted into the map $m_1[(f, s)]$

The count associated with each insertion is

incremented by $\text{nOcc}(A)$, since each occurrence of rule A in the derivation tree induces that many occurrences of the adjacent pair in the expanded string.

Partitioning Algorithm. Once the adjacency map is constructed, we convert it into an adjacency list of elements $\text{AdjListElement}(f, s, \text{swapped}, \text{nOcc})$ and sort it by absolute value of f . We then apply the greedy MaxCut algorithm approximation [16], which scans through symbols in increasing order and assigns them to left or right partitions to maximize cross-pair weight. The resulting **partition_vec** array satisfies:

$$\text{partition_vec}[x] = \begin{cases} \text{true} & \text{if } x \in \Sigma_L \\ \text{false} & \text{if } x \in \Sigma_R \end{cases}$$

Symbolic Grammar Rewriting. After partitioning, we build the next-level SLG from the current one. For each symbol X (terminal or nonterminal) in the right-hand side of a rule, we compute a triple:

$$\text{LB}(X), \quad \hat{X}, \quad \text{RB}(X)$$

where \hat{X} denotes the cap portion of X , as defined in Lemma 5.5 of [21]. These components determine how each symbol contributes to compressible pairs and surrounding fragments, depending on which side of the partition X belongs to. For example, if a terminal $X \in \Sigma_L$, then $\text{RB}(X)$ may form a pair with the leftmost symbol of the next component.

The new right-hand side is constructed by fully expanding each symbol into its triple and concatenating:

$$\begin{aligned} &\text{LB}(X_1) \cdot \hat{X}_1 \cdot \text{RB}(X_1) \cdot \text{LB}(X_2) \cdot \hat{X}_2 \cdot \text{RB}(X_2) \dots \\ &\dots \text{LB}(X_k) \cdot \hat{X}_k \cdot \text{RB}(X_k) \end{aligned}$$

where X_1, \dots, X_k are the symbols in the original rule.

This formulation ensures that all compressible adjacent pairs formed across symbol boundaries are preserved in the updated SLG, without explicitly expanding the underlying string.

Handling Start Symbol. As in block compression, the final rule in the SLG (representing the starting nonterminal) may have its left and right boundaries unaccounted for. We insert a fresh nonterminal whose right-hand side is:

$$\text{LB}(S), \quad S, \quad \text{RB}(S)$$

where S is the original start symbol. This ensures no compressible pairs are missed in the next round.

5 Experiments

5.1 Setup All experiments were conducted on a machine equipped with two Intel(R) Xeon(R) X5690 CPUs, each operating at 3.47 GHz, totaling 12 physical cores without hyper-threading support, and 12MiB of shared L3 cache. The system had 94 GiB of DDR3 RAM and a 931 GiB local disk formatted with the ext4 filesystem. Disk read/write throughput was measured at approximately 102 MiB/s. The operating system was Ubuntu 16.04.7 LTS running Linux kernel 4.15.0-142-generic. All programs were compiled with g++ version 5.4.0 using the flags `-funroll-loops -O3 -DNDEBUG -march=native -std=c++17 -pthread`. No RAM limitations were imposed, allowing the full system memory to be used. Both single-threaded and multi-threaded experiments were performed, with multi-threaded executions utilizing all 12 available logical cores. Default disk cache and I/O scheduler settings were maintained throughout. All runtimes are reported as wallclock times, and no significant background tasks were running during the experiments. Disk space was allocated on demand, without special preallocation optimizations.

5.2 Datasets We evaluate our algorithms on synthetic datasets derived from the *Saccharomyces cerevisiae* genome. Specifically, we use the `chr16.fsa` file (941.4 KiB) from the Saccharomyces Genome Database (SGD) database¹ as the base input. Larger instances are generated by repeated duplication of the sequence followed by uniform random mutations at rates 10^{-4} and 10^{-5} per symbol.

Each 4 GiB dataset is a strict prefix of its corresponding 8 GiB version, allowing fair comparison across scales while preserving structure. We refer to each dataset using the shorthand **YSME**, where *S* is the input size in GiB and *E* denotes the exponent in the mutation rate 10^{-E} . For example, **Y4M5** refers to a 4 GiB input with mutation rate 10^{-5} . Unless otherwise specified, experiments default to **Y4M5**.

5.3 Implementations In our experiments, we evaluate two categories of algorithm computing the recompression RLSP.

- **Standard (uncompressed) recompression:** We use the recompression implementation by Osthués [32], available at <https://github.com/christopherosthués/recompression>. This implementation performs the computation directly

Name	$n/2^{30}$	$ \Sigma $	n/z
Y4M5	4	4	23,087
Y4M4	4	4	4,625
Y8M5	8	4	30,990
Y8M4	8	4	5,043

Table 1: Synthetic datasets based on duplications of *S. cerevisiae* chr16 with controlled mutation rates. n/z denotes the average phrase length in the (exact) LZ77 parsing.

on the input string without prior LZ parsing. We evaluate the following variants:

- **fast_seq:** A sequential implementation that alternates between block compression (on repeated symbols) and pair compression (on disjoint symbol pairs). The implementation minimizes memory allocations and hash table overhead to improve runtime performance.
- **parallel_rnd:** A parallel variant that randomly partitions the alphabet during pair compression. This improves parallel scalability at the cost of nondeterminism.
- **parallel_gr:** A parallel method that applies a greedy MaxCut-based partitioning strategy to deterministically improve compression quality compared to the randomized variant.
- **Recompression in compressed time (this work):** This pipeline performs compression in five stages:
 - **Text \rightarrow Approximate LZ77:** Approximate parsing is performed using the Bentley–McIlroy compression scheme [2], which selects non-overlapping longest matches to build a factorized representation. Our implementation of Bentley–McIlroy algorithm is available in <https://github.com/AnkithReddy02/fast-recompression>.
 - **Approximate LZ77 \rightarrow SLG:** The approximate LZ77 factorization is converted into a straight-line grammar (SLG) using the lazy AVL grammar construction described in [22], which applies lazy merging and fingerprint-based rule reuse. This implementation is available at <https://github.com/dominikkempa/lz77-to-slp>.
 - **SLG \rightarrow SLP:** The SLG is expanded into a full straight-line program (SLP) generating the original string (our tool for this

¹http://sgd-archive.yeastgenome.org/sequence/S288C_reference/chromosomes/fast/

task is available at <https://github.com/AnkithReddy02/fast-recompression>).

- **SLP \rightarrow Pruned SLP:** Redundant and trivial rules are eliminated via pruning without affecting decompression. Again, our own implementation of pruning is available at <https://github.com/AnkithReddy02/fast-recompression>.
- **Pruned SLP \rightarrow RLSP:** The recompression RLSP is constructed in compressed time from the SLP-compressed input text, as described in Section 4. This implementation is the main contribution of our paper. Our implementation is available at <https://github.com/AnkithReddy02/fast-recompression>.

During the Pruned SLP \rightarrow RLSP stage, we evaluate three partitioning strategies for pairwise compression: deterministic, randomized, and mixed. The deterministic strategy applies a greedy MaxCut-based heuristic to partition the alphabet. The randomized strategy selects partitions uniformly at random. The mixed strategy alternates between deterministic and randomized partitioning at each pairwise compression round. Unless otherwise stated, all experiments use the mixed strategy. A comparison of the three variants is provided in Experiment 5.8.

5.4 Experiment 1: Measuring Overall Time to Construct the Recompression RLSP. In the first experiment, we evaluate the end-to-end performance of our recompression pipeline for constructing a Run-Length Straight-Line Program (RLSP). We compare it against three state-of-the-art uncompressed baselines (`fast_seq`, `parallel_gr`, and `parallel_rnd`) all sourced from open-source implementations optimized for grammar compression over raw text.

We run all methods on the four datasets described in Section 5.2, and report runtime, peak memory usage, and grammar size (number of productions) in Table 2. Our compressed method is evaluated for block size (a parameter in the Bentley–McIlroy algorithm that determines the tradeoff between time/space and output size) 50 and 500. We tried a wider range of values, and found these two choices to represent a good tradeoff.

Key Observations.

- **Drastic RAM Reduction.** The peak RAM usage of the compressed pipeline scales linearly with the input size: from 4.02–4.25 GiB

for 4 GiB inputs to 8.02–8.44 GiB for 8 GiB inputs. In contrast, the uncompressed methods require between 58.38 GiB and 138 GiB across all inputs. For example, on the Y8M4 dataset, `fast_seq` and `parallel_gr` consume 137.83 GiB and 114.06 GiB of RAM, respectively, while the compressed variant requires only 8.44 GiB. This corresponds to a memory overhead of 13–17 \times for the uncompressed baselines. On the 8 GiB datasets, all uncompressed methods exceed the 94 GiB memory limit of the system and trigger swap usage, whereas the compressed pipeline runs fully in-memory.

- **Substantial Runtime Gains.** The compressed pipeline achieves significantly lower runtimes compared to all uncompressed baselines. For Y4M5 (4 GiB), the runtime with block size 500 is 24.45 s, while `fast_seq` requires 1,134 s and `parallel_rnd` requires 457 s. For Y8M5 (8 GiB), the corresponding times are 48.16 s (compressed), 3,750 s (`fast_seq`), and 2,633 s (`parallel_rnd`). This translates to speedups of 18–46 \times at 4 GiB and 54–78 \times at 8 GiB. The runtime gap widens with input size, confirming that the compressed pipeline scales more efficiently under increasing workload.
- **Competitive Grammar Size.** The number of productions produced by the compressed pipeline remains comparable to or smaller than those of the uncompressed baselines. For Y4M5 and Y8M5, block size 50 yields 1.13M and 1.37M productions, respectively, which are within or below the range of the uncompressed variants (0.86M–1.87M). At higher mutation rates (Y4M4, Y8M4), the compressed grammars remain smaller: 3.10M (Y4M4) and 4.82M (Y8M4) at block size 50, compared to 4.89M–10.96M for uncompressed methods. These results show that block size 50 offers consistently compact grammars across all inputs.
- **Effective Block Tuning.** Block size 500 consistently yields the fastest runtimes, while block size 50 produces the most compact grammars. This trade-off allows tuning the pipeline for either throughput or output size, depending on application requirements.

5.5 Experiment 2: Effect of Block Size in LZ Approximation. This experiment studies the effect of block size on intermediate metrics within the compressed pipeline. We report the number of phrases in the resulting approximate LZ77-like parsing, the

Dataset	Algorithm	Runtime (s)	Peak RAM (GiB)	# Productions
Y4M4	Compressed (50)	109.61	4.06	3,096,232
Y4M4	Compressed (500)	171.48	4.25	15,960,330
Y4M4	fast_seq	1394.00	70.56	4,890,650
Y4M4	parallel_gr	529.00	58.38	6,036,842
Y4M4	parallel_rnd	484.00	58.38	6,084,384
Y4M5	Compressed (50)	41.99	4.02	1,131,625
Y4M5	Compressed (500)	24.45	4.03	2,039,923
Y4M5	fast_seq	1134.00	70.56	864,360
Y4M5	parallel_gr	520.00	58.38	1,046,708
Y4M5	parallel_rnd	457.00	58.38	1,055,740
Y8M4	Compressed (50)	241.83	8.09	4,827,437
Y8M4	Compressed (500)	365.52	8.44	28,428,597
Y8M4	fast_seq	4674.00	137.83	8,953,448
Y8M4	parallel_gr	2594.00	114.06	10,903,809
Y8M4	parallel_rnd	2366.00	114.06	10,967,268
Y8M5	Compressed (50)	101.81	8.02	1,372,357
Y8M5	Compressed (500)	48.16	8.04	2,752,014
Y8M5	fast_seq	3750.00	137.83	1,526,272
Y8M5	parallel_gr	2560.00	114.06	1,853,228
Y8M5	parallel_rnd	2633.00	114.06	1,866,394

Table 2: Comparison of uncompressed and compressed algorithms (excluding small-block variants) across datasets Y4M5, Y4M4, Y8M5, and Y8M4.

pruned SLP size, the final RLSP size, and the overall runtime. All results are computed on the 4 GiB yeast-chr16 input with mutation rate 10^{-5} . Results are shown in Figures 1a–1d.

Number of Phrases. Figure 1a shows that the number of phrases increases with block size. At block size 20, the parser emits roughly 1.1 million phrases, increasing to over 2 million at block size 500. Smaller block sizes permit longer matches and more reuse, resulting in fewer phrases.

Pruned SLP Size. As shown in Figure 1b, the size of the pruned SLP correlates closely with the phrase count. The smallest SLP occurs at block size 50, while the largest is at block size 500. This trend reflects the reduced structural reuse across blocks at larger sizes. Since the SLP forms the basis for grammar serialization, its size has direct implications for space usage.

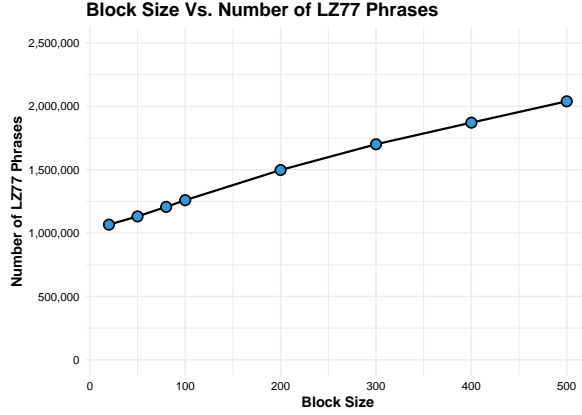
RLSP Size. Figure 1c indicates that the final RLSP size remains largely stable across block sizes. Despite fluctuations in the number of phrases and SLP rules, the RLSP compensates through run-length encoding. The stability suggests that downstream compression is effective in absorbing variation introduced by block-level LZ parsing.

Pipeline Runtime. As shown in Figure 1d, runtime decreases substantially as block size increases. At block size 20, the full pipeline takes nearly 100s. Beyond block size 100, the runtime flattens, with block sizes 100 and 500 both completing in under 25s. The largest gains come from reducing parsing overhead at small block sizes.

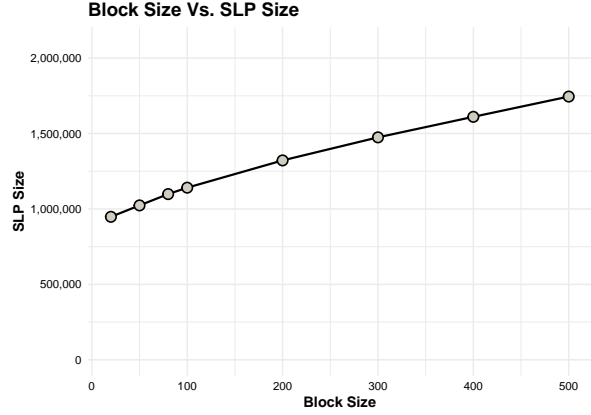
These results highlight a trade-off between compression and performance. Small blocks yield fewer phrases and smaller grammars, but incur higher runtime. Larger blocks improve throughput but generate larger intermediate structures. The results indicate a trade-off between compression quality and runtime. Smaller blocks yield fewer phrases and smaller grammars but incur higher runtime. Larger blocks reduce runtime at the cost of moderately larger outputs.

5.6 Experiment 3: Breakdown of Runtime in the Compressed Pipeline. This experiment analyzes how runtime is distributed across different stages of the compressed pipeline. For each block size, we measure time spent in five steps: (1) computing the approximate LZ77 from the input text, (2) converting approximate LZ77 to an SLG, (3) expanding SLG to an SLP, (4) pruning the SLP, and (5) converting the pruned SLP to an RLSP. All results are reported on the Y4M5 dataset.

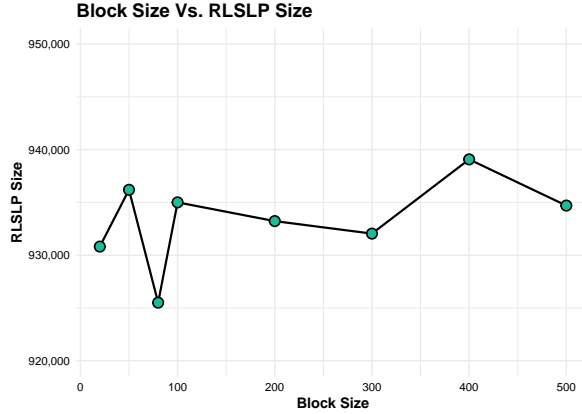
Figure 2 shows the breakdown for selected block



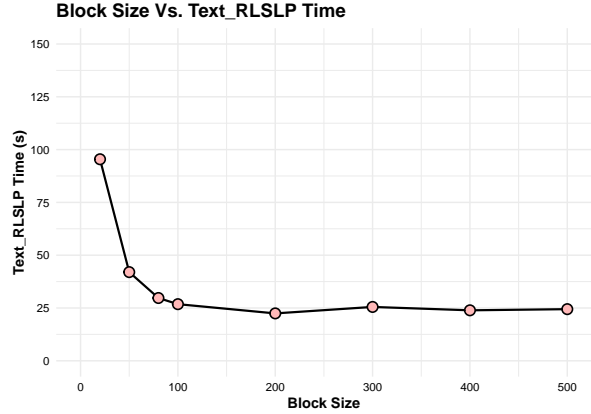
(a) Number of LZ77 phrases



(b) Pruned SLP size



(c) RLSLP size



(d) Pipeline runtime

Figure 1: Impact of block size on compression pipeline components (dataset: Y4M5).

sizes. Stages (3) and (4) are omitted from the plot, as their runtimes are consistently negligible (< 0.5 s).

The **Text** \rightarrow **LZ77** step dominates runtime at small block sizes. At block size 20, it accounts for over 160 s of total time. Runtime decreases sharply with increasing block size, stabilizing below 20 s beyond block size 100. In contrast, the final step (**Pruned SLP** \rightarrow **RLSLP**) increases with block size, reaching 13.8 s at block size 500. The intermediate **LZ77** \rightarrow **SLG** step remains inexpensive across all settings, with runtime below 6 s.

These results align with trends from Experiment 2. Small blocks improve compression granularity but increase parsing overhead. Larger blocks reduce front-end cost but shift more work to the back-end stages. Pipeline tuning must balance these effects to optimize both runtime and output size.

5.7 Experiment 4: Peak RAM Usage During the Compressed Pipeline

This experiment measures the peak memory consumption of individual components in the compressed pipeline, assuming a precomputed LZ77-like parse as input. This models a setting where the LZ77-like factorization is produced externally and the remaining grammar construction must operate under memory constraints. We report the peak RAM usage of the four downstream components: **LZ77** \rightarrow **SLG**, **SLG** \rightarrow **SLP**, **SLP** \rightarrow **Pruned SLP**, and **Pruned SLP** \rightarrow **RLSLP**. Results are based on the Y4M5 dataset.

Figure 3 shows peak memory usage across block sizes. The final stage (**Pruned SLP** \rightarrow **RLSLP**) consistently uses the most memory, increasing from 104 MiB at block size 20 to 134 MiB at block size 500. Earlier stages remain lightweight: **SLG** \rightarrow **SLP** and **SLP** \rightarrow **Pruned SLP** each stay under 50 MiB in all cases. The **LZ77** \rightarrow **SLG** step shows a modest increase but remains

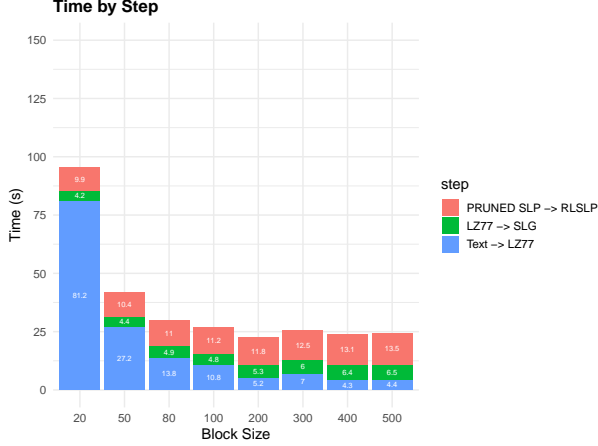


Figure 2: Runtime breakdown of major pipeline components across block sizes (Y4M5). Only stages with non-negligible runtime are shown.

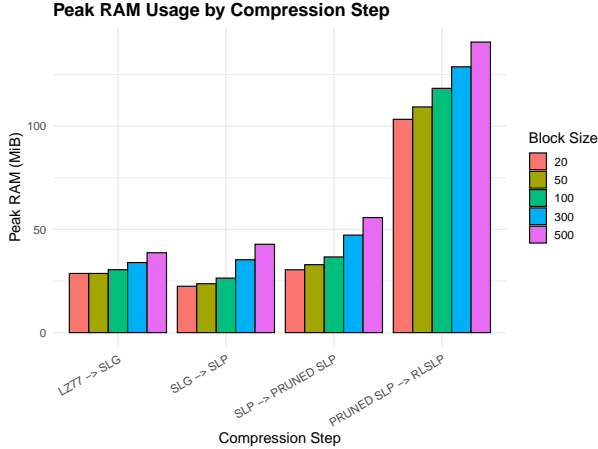


Figure 3: Peak RAM usage of each compressed pipeline component across block sizes (Y4M5).

below 40 MiB throughout.

These results show that memory usage grows moderately with block size, concentrated in the final RLSP construction step. Together with Experiments 5.5 and 5.6, this illustrates how block size affects not only compression and runtime, but also peak memory footprint across different stages of the pipeline.

5.8 Experiment 5: The Effect of Partitioning Strategy. This experiment evaluates the impact of the partitioning strategies described in Section 5.3 on the Pruned SLP → RLSP transformation. We compare deterministic, randomized, and mixed strategies on the Y4M4 and Y4M5 datasets using a block size of 50. For each strategy, we measure the runtime of RLSP construction, peak RAM usage during this

step, and the final output size. Results are shown in Table 3.

Runtime. Randomized partitioning yields the lowest runtime across both datasets. This is expected, as the method avoids expensive structural decisions and instead partitions symbols uniformly at random. On Y4M4, randomized completes in 56.2s, compared to 87.7s for deterministic and 77.4s for mixed. On Y4M5, the difference is smaller but consistent.

Peak RAM Usage. Randomized partitioning incurs higher RAM usage than deterministic. Because the partitioning is not structure-aware, more compression steps are often required to reach a fixpoint, which leads to larger intermediate grammars and increased memory usage. On Y4M4, randomized uses 778.8 MiB compared to 699.4 MiB for deterministic. Mixed partitioning shows intermediate behavior.

Output Size. The final output size follows a similar trend. Randomized partitioning produces the largest grammars (e.g., 6.08M symbols on Y4M4), while deterministic yields the smallest (4.98M). The mixed strategy remains between the two.

Summary. Randomized partitioning reduces runtime by eliminating structural analysis but increases both memory usage and output size. Deterministic partitioning produces smaller outputs with lower RAM usage, at the cost of longer runtimes. Mixed partitioning alternates between the two and balances these trade-offs.

References

- [1] Djamal Belazzougui, Manuel Cáceres, Travis Gagie, Paweł Gawrychowski, Juha Kärkkäinen, Gonzalo Navarro, Alberto Ordóñez Pereira, Simon J. Puglisi, and Yasuo Tabei. Block trees. *Journal of Computer and System Sciences*, 117:1–22, 2021. doi:10.1016/j.jcss.2020.11.002.
- [2] Jon Louis Bentley and Brian W. McIlroy. Data compression using long common strings. In *Proceedings of the Data Compression Conference (DCC)*, pages 287–295. IEEE, 1999. doi:10.1109/DCC.1999.755678.
- [3] Philip Bille, Gad M. Landau, Rajeev Raman, Kunihiko Sadakane, Srinivasa Rao Satti, and Oren Weimann. Random access to grammar-compressed strings and trees. *SIAM Journal on Computing*, 44(3):513–539, 2015. doi:10.1137/130936889.
- [4] Timo Bingmann, Patrick Dinklage, Johannes Fischer, Florian Kurpicz, Enno Ohlebusch, and Peter Sanders. Scalable text index construction. In *Algorithms for Big Data - DFG Priority Program 1736*, volume 13201 of *Lecture Notes in Computer Science*, pages 252–284. Springer, 2022. doi:10.1007/978-3-031-21534-6_14.

Strategy	Dataset	Runtime (s)	Peak RAM (MiB)	Output Size
Deterministic	Y4M4	87.68	699.36	4,981,200
Deterministic	Y4M5	11.37	103.36	869,055
Randomized	Y4M4	56.20	778.78	6,080,788
Randomized	Y4M5	9.00	118.31	1,073,603
Mixed	Y4M4	77.44	753.22	5,307,093
Mixed	Y4M5	10.36	109.33	936,193

Table 3: Comparison of partitioning strategies on Y4M4 and Y4M5 datasets.

- [5] Timo Bingmann, Johannes Fischer, and Vitaly Osipov. Inducing suffix and LCP arrays in external memory. In *Proceedings of the 15th Meeting on Algorithm Engineering and Experiments, ALENEX 2013, New Orleans, Louisiana, USA, January 7, 2013*, pages 88–102. SIAM, 2013. doi:10.1137/1.9781611972931.8.
- [6] Timo Bingmann, Simon Gog, and Florian Kurpicz. Scalable construction of text indexes with Thrill. In *IEEE International Conference on Big Data (IEEE BigData 2018), Seattle, WA, USA, December 10-13, 2018*, pages 634–643. IEEE, 2018. doi:10.1109/BIGDATA.2018.8622171.
- [7] Christina Boucher, Travis Gagie, Alan Kuhnle, and Giovanni Manzini. Prefix-free parsing for building big BWTs. In *18th International Workshop on Algorithms in Bioinformatics, WABI 2018, August 20-22, 2018, Helsinki, Finland*, volume 113 of *LIPIcs*, pages 2:1–2:16. Schloss Dagstuhl - Leibniz-Zentrum für Informatik, 2018. doi:10.4230/LIPICS.WABI.2018.2.
- [8] Moses Charikar, Eric Lehman, Ding Liu, Rina Panigrahy, Manoj Prabhakaran, Amit Sahai, and Abhi Shelat. The smallest grammar problem. *IEEE Transactions on Information Theory*, 51(7):2554–2576, 2005. doi:10.1109/TIT.2005.850116.
- [9] European Commission. 1+ Million Genomes Initiative. <https://digital-strategy.ec.europa.eu/en/policies/1-million-genomes>.
- [10] Anouk Duyster and Tomasz Kociumaka. Logarithmic-time internal pattern matching queries in compressed and dynamic texts. In *String Processing and Information Retrieval - 31st International Symposium, SPIRE 2024, Puerto Vallarta, Mexico, September 23-25, 2024, Proceedings*, volume 14899 of *Lecture Notes in Computer Science*, pages 102–117. Springer, 2024. doi:10.1007/978-3-031-72200-4_8.
- [11] Travis Gagie, Gonzalo Navarro, and Nicola Prezza. Fully functional suffix trees and optimal text searching in BWT-runs bounded space. *Journal of the ACM*, 67(1):2:1–2:54, 2020. doi:10.1145/3375890.
- [12] Paweł Gawrychowski, Adam Karczmarsz, Tomasz Kociumaka, Jakub Łacki, and Piotr Sankowski. Optimal dynamic strings. In *29th Annual ACM-SIAM Symposium on Discrete Algorithms, SODA 2018*, pages 1509–1528. SIAM, 2018. doi:10.1137/1.9781611975031.99.
- [13] Genomics England. The 100,000 Genomes Project. <https://www.genomicsengland.co.uk/about-genomics-england/the-100000-genomes-project/>.
- [14] Dan Gusfield. *Algorithms on Strings, Trees, and Sequences: Computer Science and Computational Biology*. Cambridge University Press, Cambridge, UK, 1997. doi:10.1017/cbo9780511574931.
- [15] Tomohiro I. Longest common extensions with recompression. In *28th Annual Symposium on Combinatorial Pattern Matching, CPM 2017*, volume 78 of *LIPIcs*, pages 18:1–18:15. Schloss Dagstuhl-Leibniz-Zentrum für Informatik, 2017. doi:10.4230/LIPICS.CPM.2017.18.
- [16] Artur Jez. Faster fully compressed pattern matching by recompression. *ACM Trans. Algorithms*, 11(3):20:1–20:43, 2015. doi:10.1145/2631920.
- [17] Artur Jez. Recompression: A simple and powerful technique for word equations. *J. ACM*, 63(1):4:1–4:51, 2016. doi:10.1145/2743014.
- [18] Juha Kärkkäinen, Dominik Kempa, and Simon J. Puglisi. Parallel external memory suffix sorting. In *Combinatorial Pattern Matching - 26th Annual Symposium, CPM 2015, Ischia Island, Italy, June 29 - July 1, 2015, Proceedings*, volume 9133 of *Lecture Notes in Computer Science*, pages 329–342. Springer, 2015. doi:10.1007/978-3-319-19929-0_28.
- [19] Juha Kärkkäinen, Dominik Kempa, Simon J. Puglisi, and Bella Zhukova. Engineering external memory induced suffix sorting. In *Proceedings of the Nineteenth Workshop on Algorithm Engineering and Experiments, ALENEX 2017, Barcelona, Spain, Hotel Porta Fira, January 17-18, 2017*, pages 98–108. SIAM, 2017. doi:10.1137/1.9781611974768.8.
- [20] Dominik Kempa and Tomasz Kociumaka. Resolution of the Burrows-Wheeler transform conjecture. In *61st IEEE Annual Symposium on Foundations of Computer Science, FOCS 2020, Durham, NC, USA, November 16-19, 2020*, pages 1002–1013. IEEE, 2020. Full version: <https://arxiv.org/abs/1910.10631>. doi:10.1109/FOCS46700.2020.00097.
- [21] Dominik Kempa and Tomasz Kociumaka. Collapsing the hierarchy of compressed data structures: Suffix arrays in optimal compressed space. In *64th IEEE Annual Symposium on Foundations of Computer Science, FOCS 2023, Santa Cruz, CA, USA*,

- November 6-9, 2023, pages 1877–1886. IEEE, 2023. Full version: <https://arxiv.org/abs/2308.03635>. doi:10.1109/FOCS57990.2023.00114.
- [22] Dominik Kempa and Ben Langmead. Fast and space-efficient construction of AVL grammars from the LZ77 parsing. In *29th Annual European Symposium on Algorithms, ESA 2021, September 6-8, 2021, Lisbon, Portugal (Virtual Conference)*, volume 204 of *LIPICs*, pages 56:1–56:14. Schloss Dagstuhl - Leibniz-Zentrum für Informatik, 2021. doi:10.4230/LIPICS.ESA.2021.56.
 - [23] Dominik Kempa and Nicola Prezza. At the roots of dictionary compression: String attractors. In *Proceedings of the 50th Annual ACM SIGACT Symposium on Theory of Computing, STOC 2018, Los Angeles, CA, USA, June 25-29, 2018*, pages 827–840. ACM, 2018. doi:10.1145/3188745.3188814.
 - [24] Dominik Kempa and Barna Saha. An upper bound and linear-space queries on the LZ-End parsing. In *Proceedings of the 2022 ACM-SIAM Symposium on Discrete Algorithms, SODA 2022, Virtual Conference / Alexandria, VA, USA, January 9 - 12, 2022*, pages 2847–2866. SIAM, 2022. doi:10.1137/1.9781611977073.111.
 - [25] Dmitry Kosolobov, Daniel Valenzuela, Gonzalo Navarro, and Simon J. Puglisi. Lempel-Ziv-like parsing in small space. *Algorithmica*, 82(11):3195–3215, 2020. doi:10.1007/S00453-020-00722-6.
 - [26] Alan Kuhnle, Taher Mun, Christina Boucher, Travis Gagie, Ben Langmead, and Giovanni Manzini. Efficient construction of a complete index for pan-genomics read alignment. In *Research in Computational Molecular Biology - 23rd Annual International Conference, RECOMB 2019, Washington, DC, USA, May 5-8, 2019, Proceedings*, volume 11467 of *Lecture Notes in Computer Science*, pages 158–173. Springer, 2019. doi:10.1007/978-3-030-17083-7_10.
 - [27] Florian Kurpicz, Pascal Mehnert, Peter Sanders, and Matthias Schimek. Scalable distributed string sorting. In *32nd Annual European Symposium on Algorithms, ESA 2024, September 2-4, 2024, Royal Holloway, London, United Kingdom*, volume 308 of *LIPICs*, pages 83:1–83:17. Schloss Dagstuhl - Leibniz-Zentrum für Informatik, 2024. doi:10.4230/LIPICS.ESA.2024.83.
 - [28] National Human Genome Research Institute (NIH). Genomic data science, 2022. Accessed June 13, 2025. URL: <https://www.genome.gov/about-genomics/fact-sheets/Genomic-Data-Science>.
 - [29] Gonzalo Navarro. Indexing highly repetitive string collections, part I: Repetitiveness measures. *ACM Computing Surveys*, 54(2):29:1–29:31, 2021. doi:10.1145/3434399.
 - [30] Gonzalo Navarro. Indexing highly repetitive string collections, part II: Compressed indexes. *ACM Computing Surveys*, 54(2):26:1–26:32, 2021. doi:10.1145/3432999.
 - [31] Marco Oliva, Travis Gagie, and Christina Boucher. Recursive prefix-free parsing for building big BWTs. In *Data Compression Conference, DCC 2023, Snowbird, UT, USA, March 21-24, 2023*, pages 62–70. IEEE, 2023. doi:10.1109/DCC55655.2023.00014.
 - [32] Christopher Osthues. Recompression algorithms. <https://github.com/christopherosthues/recompression>.
 - [33] Wojciech Rytter. Application of Lempel–Ziv factorization to the approximation of grammar-based compression. *Theoretical Computer Science*, 302(1–3):211–222, 2003. doi:10.1016/S0304-3975(02)00777-6.
 - [34] Zachary D Stephens, Skylar Y Lee, Faraz Faghri, Roy H Campbell, Chengxiang Zhai, Miles J Efron, Ravishankar Iyer, Michael C Schatz, Saurabh Sinha, and Gene E Robinson. Big data: astronomical or genomics? *PLoS biology*, 13(7):e1002195, 2015. doi:10.1371/journal.pbio.1002195.
 - [35] Jacob Ziv and Abraham Lempel. A universal algorithm for sequential data compression. *IEEE Transactions on Information Theory*, 23(3):337–343, 1977. doi:10.1109/TIT.1977.1055714.