

A hyperbolic 4-orbifold with underlying space \mathbb{P}^2

Matthew Stover
Temple University
mstover@temple.edu

June 16, 2025

Abstract

This paper shows that the complex projective plane \mathbb{P}^2 can be realized as the underlying space for a closed hyperbolic 4-orbifold. This is the first example of a closed hyperbolic 4-orbifold whose underlying space is symplectic, which is related to the open question as to whether or not closed hyperbolic 4-manifolds can admit symplectic structures.

1 Introduction

One of the major open problems in higher-dimensional hyperbolic geometry is whether or not there is a closed hyperbolic 4-manifold that admits a symplectic structure. LeBrun famously conjectured that the Seiberg–Witten invariants of closed hyperbolic 4-manifolds vanish [4], which would immediately imply that closed hyperbolic 4-manifolds cannot be symplectic. Lin and Martelli recently proved this conjecture for the Davis manifold [5]; see that paper for additional related references. This note shows that the orbifold version of LeBrun’s conjecture is false.

Theorem 1.1. *There is a complete hyperbolic 4-orbifold with underlying space the complex projective plane \mathbb{P}^2 . In particular, there is a closed symplectic hyperbolic 4-orbifold.*

The proof, given in Section 2, is given by producing a triangulation of \mathbb{P}^2 that can be realized by 60 copies of a particular compact Coxeter simplex in \mathbb{H}^4 . The orbifold locus is described in Section 3. I also found examples with underlying space the product $\mathbb{S}^2 \times \mathbb{S}^2$ of two spheres by similar methods, and Bruno Martelli described a convincing heuristic to me that one should also be able to construct a hyperbolic 4-orbifold with underlying

space the 4-torus. The reason for focusing on \mathbb{P}^2 for this note is the following consequence, which is perhaps surprising in comparison with the fact that closed hyperbolic 4-manifolds have signature zero by the Hirzebruch signature theorem [6, §19].

Corollary 1.2. *There is a compact complete hyperbolic 4-orbifold whose underlying space is a 4-manifold with nonzero signature.*

The 4-sphere is well-known to experts to be the underlying space of a hyperbolic 4-orbifold by taking the orientation-preserving double cover of a right-angled reflection orbifold. Having realized arguably the simplest simply connected 4-manifolds, \mathbb{S}^4 , \mathbb{P}^2 , and $\mathbb{S}^2 \times \mathbb{S}^2$, the following question seems quite interesting.

Question 1.3. *Let N be a simply connected closed 4-manifold. Is N the underlying space for a complete hyperbolic 4-orbifold?*

Lastly, the Coxeter group in $O^+(4, 1)$ generated by reflections in the sides of the simplex \mathcal{S} in Section 2 is arithmetic [3, 9]. Thus the following corollary to Theorem 1.1 is immediate from the method of construction.

Corollary 1.4. *The orbifold constructed in this paper to prove Theorem 1.1 is arithmetic.*

Acknowledgments

I thank for Bruno Martelli for conversations related to this paper and his observation that this example was particularly interesting because the signature of the underlying space is nonzero. This material is based upon work supported by Grant Number DMS-2203555 from the National Science Foundation.

2 A simplicial decomposition of \mathbb{P}^2

This section describes a simplicial decomposition of \mathbb{P}^2 with 60 simplices that equips it with a complete hyperbolic orbifold metric. Consider the oriented standard 4-simplex Δ in \mathbb{R}^4 with basis elements x_0, \dots, x_4 . The notation $\Delta(a_0 \cdots a_d)$ will denote the d -dimensional facet of Δ defined by the basis elements $a_j \in \{x_0, \dots, x_4\}$ with orientation associated with the given ordering. Number sixty 4-simplices as $\Delta_0, \dots, \Delta_{59}$.

This simplicial decomposition will have the property that if Δ_j is glued to Δ_k along the face $\Delta_j(a_0 \cdots a_3)$, then the corresponding face of Δ_k is

$\Delta_k(a_0 \cdots a_3)$. Thus Tables 1 and 2 define a unique simplicial complex, where Δ_k in the row labeled Δ_j and column labeled $(a_0 \cdots a_3)$ means that $\Delta_j(a_0 \cdots a_3)$ is glued to $\Delta_k(a_0 \cdots a_3)$; note that each gluing is therefore by a reflection through the given face.

	(0 1 2 3)	(0 1 2 4)	(0 1 3 4)	(0 2 3 4)	(1 2 3 4)
Δ_0	Δ_1	Δ_1	Δ_2	Δ_3	Δ_2
Δ_1	Δ_0	Δ_0	Δ_4	Δ_5	Δ_6
Δ_2	Δ_4	Δ_6	Δ_0	Δ_7	Δ_0
Δ_3	Δ_5	Δ_5	Δ_8	Δ_0	Δ_9
Δ_4	Δ_2	Δ_{10}	Δ_1	Δ_{11}	Δ_{10}
Δ_5	Δ_3	Δ_3	Δ_{12}	Δ_1	Δ_{13}
Δ_6	Δ_{10}	Δ_2	Δ_{10}	Δ_{14}	Δ_1
Δ_7	Δ_{11}	Δ_{14}	Δ_{15}	Δ_2	Δ_{16}
Δ_8	Δ_{12}	Δ_{17}	Δ_3	Δ_{15}	Δ_{18}
Δ_9	Δ_{19}	Δ_{13}	Δ_{18}	Δ_{16}	Δ_3
Δ_{10}	Δ_6	Δ_4	Δ_6	Δ_{20}	Δ_4
Δ_{11}	Δ_7	Δ_{20}	Δ_{21}	Δ_4	Δ_{22}
Δ_{12}	Δ_8	Δ_{23}	Δ_5	Δ_{21}	Δ_{24}
Δ_{13}	Δ_{23}	Δ_9	Δ_{24}	Δ_{25}	Δ_5
Δ_{14}	Δ_{20}	Δ_7	Δ_{26}	Δ_6	Δ_{25}
Δ_{15}	Δ_{21}	Δ_{27}	Δ_7	Δ_8	Δ_{28}
Δ_{16}	Δ_{29}	Δ_{25}	Δ_{28}	Δ_9	Δ_7
Δ_{17}	Δ_{24}	Δ_8	Δ_{23}	Δ_{27}	Δ_{30}
Δ_{18}	Δ_{30}	Δ_{30}	Δ_9	Δ_{31}	Δ_8
Δ_{19}	Δ_9	Δ_{24}	Δ_{30}	Δ_{29}	Δ_{23}
Δ_{20}	Δ_{14}	Δ_{11}	Δ_{32}	Δ_{10}	Δ_{33}
Δ_{21}	Δ_{15}	Δ_{34}	Δ_{11}	Δ_{12}	Δ_{35}
Δ_{22}	Δ_{36}	Δ_{33}	Δ_{35}	Δ_{33}	Δ_{11}
Δ_{23}	Δ_{13}	Δ_{12}	Δ_{17}	Δ_{34}	Δ_{19}
Δ_{24}	Δ_{17}	Δ_{19}	Δ_{13}	Δ_{37}	Δ_{12}
Δ_{25}	Δ_{34}	Δ_{16}	Δ_{38}	Δ_{13}	Δ_{14}
Δ_{26}	Δ_{32}	Δ_{39}	Δ_{14}	Δ_{32}	Δ_{38}
Δ_{27}	Δ_{37}	Δ_{15}	Δ_{39}	Δ_{17}	Δ_{40}
Δ_{28}	Δ_{41}	Δ_{40}	Δ_{16}	Δ_{42}	Δ_{15}
Δ_{29}	Δ_{16}	Δ_{37}	Δ_{41}	Δ_{19}	Δ_{36}

Table 1: The decomposition of \mathbb{P}^2 (ctd. in Table 2)

	(0 1 2 3)	(0 1 2 4)	(0 1 3 4)	(0 2 3 4)	(1 2 3 4)
Δ_{30}	Δ_{18}	Δ_{18}	Δ_{19}	Δ_{43}	Δ_{17}
Δ_{31}	Δ_{43}	Δ_{43}	Δ_{42}	Δ_{18}	Δ_{42}
Δ_{32}	Δ_{26}	Δ_{44}	Δ_{20}	Δ_{26}	Δ_{45}
Δ_{33}	Δ_{46}	Δ_{22}	Δ_{45}	Δ_{22}	Δ_{20}
Δ_{34}	Δ_{25}	Δ_{21}	Δ_{44}	Δ_{23}	Δ_{46}
Δ_{35}	Δ_{47}	Δ_{46}	Δ_{22}	Δ_{48}	Δ_{21}
Δ_{36}	Δ_{22}	Δ_{48}	Δ_{47}	Δ_{46}	Δ_{29}
Δ_{37}	Δ_{27}	Δ_{29}	Δ_{49}	Δ_{24}	Δ_{48}
Δ_{38}	Δ_{44}	Δ_{50}	Δ_{25}	Δ_{49}	Δ_{26}
Δ_{39}	Δ_{49}	Δ_{26}	Δ_{27}	Δ_{44}	Δ_{50}
Δ_{40}	Δ_{51}	Δ_{28}	Δ_{50}	Δ_{52}	Δ_{27}
Δ_{41}	Δ_{28}	Δ_{51}	Δ_{29}	Δ_{53}	Δ_{47}
Δ_{42}	Δ_{53}	Δ_{52}	Δ_{31}	Δ_{28}	Δ_{31}
Δ_{43}	Δ_{31}	Δ_{31}	Δ_{53}	Δ_{30}	Δ_{52}
Δ_{44}	Δ_{38}	Δ_{32}	Δ_{34}	Δ_{39}	Δ_{54}
Δ_{45}	Δ_{54}	Δ_{54}	Δ_{33}	Δ_{55}	Δ_{32}
Δ_{46}	Δ_{33}	Δ_{35}	Δ_{54}	Δ_{36}	Δ_{34}
Δ_{47}	Δ_{35}	Δ_{56}	Δ_{36}	Δ_{56}	Δ_{41}
Δ_{48}	Δ_{56}	Δ_{36}	Δ_{55}	Δ_{35}	Δ_{37}
Δ_{49}	Δ_{39}	Δ_{57}	Δ_{37}	Δ_{38}	Δ_{55}
Δ_{50}	Δ_{57}	Δ_{38}	Δ_{40}	Δ_{57}	Δ_{39}
Δ_{51}	Δ_{40}	Δ_{41}	Δ_{57}	Δ_{58}	Δ_{56}
Δ_{52}	Δ_{58}	Δ_{42}	Δ_{58}	Δ_{40}	Δ_{43}
Δ_{53}	Δ_{42}	Δ_{58}	Δ_{43}	Δ_{41}	Δ_{58}
Δ_{54}	Δ_{45}	Δ_{45}	Δ_{46}	Δ_{59}	Δ_{44}
Δ_{55}	Δ_{59}	Δ_{59}	Δ_{48}	Δ_{45}	Δ_{49}
Δ_{56}	Δ_{48}	Δ_{47}	Δ_{59}	Δ_{47}	Δ_{51}
Δ_{57}	Δ_{50}	Δ_{49}	Δ_{51}	Δ_{50}	Δ_{59}
Δ_{58}	Δ_{52}	Δ_{53}	Δ_{52}	Δ_{51}	Δ_{53}
Δ_{59}	Δ_{55}	Δ_{55}	Δ_{56}	Δ_{54}	Δ_{57}

Table 2: The decomposition of \mathbb{P}^2 (ctd.)

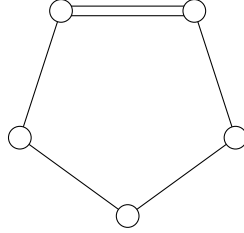
Theorem 2.1. *The simplicial complex described in Tables 1 and 2 is a manifold homeomorphic to \mathbb{P}^2 .*

Proof. The computational software Regina [1] can take a triangulation described as in this section and compute the homology groups and fundamental group. Regina quickly verifies that the given triangulation gives a simply

connected manifold with $H_2(M) \cong \mathbb{Z}$, which must be \mathbb{P}^2 by Freedman's theorem [2]. In fact, several iterations of Regina's simplification algorithm quickly simplify the given triangulation to the four-simplex triangulation of \mathbb{P}^2 contained in Regina's database of example manifolds. \square

Remark 2.2. A github repository for this paper [8] contains a Regina file the reader can use to replicate the computations used to prove Theorem 2.1. The repository also contains a file with the matrices defining the induced chain complex, from which one can directly compute the homology groups using any linear algebra software.

Now consider the compact simplex \mathcal{S} in \mathbb{H}^4 with Coxeter diagram



first found by Lannér [3]. The next goal is to prove the following more precise version of Theorem 1.1.

Theorem 2.3. *The given simplicial decomposition of \mathbb{P}^2 in fact is an orbifold tiling by \mathcal{S} . In other words, appropriately identifying each Δ_j with \mathcal{S} equips \mathbb{P}^2 with a complete hyperbolic orbifold metric.*

Proof. By the Poincaré polyhedron theorem [7, Thm. 13.5.3], it suffices to show that the number of simplices around of type $(a_0 \ a_1 \ a_2)$ divides $2\pi/\theta(a_0 \ a_1 \ a_2)$, where $\theta(a_0 \ a_1 \ a_2)$ is the dihedral angle of \mathcal{S} at that triangle. Specifically,

$$\begin{aligned} \theta(0 \ 1 \ 2) &= \frac{\pi}{4} & \theta(0 \ 1 \ 4) &= \frac{\pi}{3} & \theta(0 \ 3 \ 4) &= \frac{\pi}{3} \\ \theta(2 \ 3 \ 4) &= \frac{\pi}{3} & \theta(1 \ 2 \ 3) &= \frac{\pi}{3} \end{aligned}$$

and all other dihedral angles are $\pi/2$. An accounting of the the triangles with label $(0 \ 1 \ 2)$ is in Table 3, and every degree is divisible by 8, as required; interior points of a triangle with degree 8 have neighborhoods isometric to \mathbb{H}^4 , and if the degree is $d < 8$, then any interior point is contained in the orbifold locus with weight $8/d$. Every triangle in the simplicial decomposition with the same labeling as a triangle of \mathcal{S} with dihedral angle $\pi/3$ has

exactly six simplices that meet at the given triangle, which makes the identification space locally isometric to \mathbb{H}^4 around points in the interior of those triangles. For the remaining triangles, where \mathcal{S} has dihedral angle $\pi/2$, there are exactly four simplices around each triangle except those enumerated in Table 4, which have only two; those with four simplices have neighborhoods isometric to \mathbb{H}^4 and those with two are part of the orbifold locus and have weight two. This completes all the checks necessary to apply the Poincaré polyhedron theorem. \square

Triangle	Identified Δ_j	Degree	Edges	Vertices
t_9	$\Delta_0 \Delta_1$	2	e_0, e_1, e_4	v_0, v_1, v_2
t_{15}	$\Delta_2 \Delta_4 \Delta_{10} \Delta_6$	4	e_0, e_{11}, e_4	v_0, v_1, v_2
t_{21}	$\Delta_3 \Delta_5$	2	e_{12}, e_1, e_{13}	v_0, v_5, v_2
t_{34}	$\Delta_7 \Delta_{14} \Delta_{20} \Delta_{11}$	4	e_{18}, e_{11}, e_{19}	v_0, v_6, v_2
t_{40}	$\Delta_8 \Delta_{17} \Delta_{24} \Delta_{19}$ $\Delta_9 \Delta_{13} \Delta_{23} \Delta_{12}$	8	e_{12}, e_{22}, e_{13}	v_0, v_5, v_2
t_{60}	$\Delta_{15} \Delta_{21} \Delta_{34} \Delta_{25}$ $\Delta_{16} \Delta_{29} \Delta_{37} \Delta_{27}$	8	e_{18}, e_{22}, e_{19}	v_0, v_6, v_2
t_{69}	$\Delta_{18} \Delta_{30}$	2	e_{12}, e_{32}, e_{13}	v_0, v_5, v_2
t_{80}	$\Delta_{22} \Delta_{33} \Delta_{46} \Delta_{35}$ $\Delta_{47} \Delta_{56} \Delta_{48} \Delta_{36}$	8	e_{33}, e_{34}, e_{19}	v_7, v_6, v_2
t_{87}	$\Delta_{26} \Delta_{39} \Delta_{49} \Delta_{57}$ $\Delta_{50} \Delta_{38} \Delta_{44} \Delta_{32}$	8	e_{18}, e_{37}, e_{38}	v_0, v_6, v_8
t_{93}	$\Delta_{28} \Delta_{40} \Delta_{51} \Delta_{41}$	4	e_{18}, e_{42}, e_{19}	v_0, v_6, v_2
t_{102}	$\Delta_{31} \Delta_{43}$	2	e_{44}, e_{32}, e_{45}	v_0, v_9, v_2
t_{121}	$\Delta_{42} \Delta_{53} \Delta_{58} \Delta_{52}$	4	e_{44}, e_{42}, e_{45}	v_0, v_9, v_2
t_{125}	$\Delta_{45} \Delta_{54}$	2	e_{33}, e_{50}, e_{38}	v_7, v_6, v_8
t_{133}	$\Delta_{55} \Delta_{59}$	2	e_{33}, e_{50}, e_{38}	v_7, v_6, v_8

Table 3: Triangles of type (0 1 2)

3 The orbifold locus

The proof of Theorem 2.3 also gives most of the information needed to compute the orbifold locus with weights. The orbifold locus consists of four pieces that are complete orbifold quotients of \mathbb{H}^2 . These are named A_4 , A_2 , B , and C , and the gluings of triangles for each are depicted in Figures 1 and 2, along with the orbifold weight of each piece, which is determined by

Triangle	Identified Δ_j	Type	Edges	Vertices
t_1	$\Delta_0 \Delta_2$	(1 3 4)	e_5, e_6, e_9	v_1, v_3, v_4
t_{23}	$\Delta_4 \Delta_{10}$	(1 2 4)	e_4, e_6, e_{16}	v_1, v_2, v_4
t_{28}	$\Delta_6 \Delta_{10}$	(0 1 3)	e_0, e_{17}, e_5	v_0, v_1, v_3
t_{76}	$\Delta_{22} \Delta_{33}$	(0 2 4)	e_{34}, e_{36}, e_{16}	v_7, v_2, v_4
t_{86}	$\Delta_{26} \Delta_{32}$	(0 2 3)	e_{37}, e_{17}, e_{39}	v_0, v_8, v_3
t_{97}	$\Delta_{31} \Delta_{42}$	(1 3 4)	e_{46}, e_{47}, e_9	v_9, v_3, v_4
t_{126}	$\Delta_{47} \Delta_{56}$	(0 2 4)	e_{34}, e_{36}, e_{49}	v_7, v_2, v_4
t_{129}	$\Delta_{50} \Delta_{57}$	(0 2 3)	e_{37}, e_{48}, e_{39}	v_0, v_8, v_3
t_{131}	$\Delta_{52} \Delta_{58}$	(0 1 3)	e_{44}, e_{48}, e_{46}	v_0, v_9, v_3
t_{132}	$\Delta_{53} \Delta_{58}$	(1 2 4)	e_{45}, e_{47}, e_{49}	v_9, v_2, v_4

Table 4: Triangles with dihedral angle $\pi/2$ and degree 2

the degree of the triangle and the dihedral angle of \mathcal{S} around that triangle. One checks using the geometry of the Coxeter simplex and the combinatorics of the gluings triangles in each piece are glued together with angle π . Note that A_4 , A_2 , and C are polygons, meaning that the associated Fuchsian group contains orientation-reversing isometries and thus the induced totally geodesic suborbifold is not oriented. The complete subcomplex of \mathbb{P}^2 determined by the orbifold locus is shown in Figure 3.

Tracking common vertices through the gluings, the resulting complex has ten vertices, which are recorded in Table 5, where $\Delta_j(k) \cdots \Delta_{j+r}(k)$ indicates that vertex $\Delta_{j+\ell}(k)$ is identified with the given vertex for each $0 \leq \ell \leq r$. Considering \mathcal{S} as the unoriented quotient of \mathbb{H}^4 by the Coxeter group, the orbifold weight of each vertex is the order of the finite Coxeter group obtained by deleting the appropriate vertex from the Coxeter diagram. Knowing the degree of a vertex in the simplicial decomposition of \mathbb{P}^2 then determines the orbifold weight of that point. Orbifold weights of edges are omitted.

What remains is to understand how the singular locus is related to the topology of \mathbb{P}^2 . Using linear algebra software to compute the homology of \mathbb{P}^2 from the given simplicial decomposition leads to the following. A file containing the various matrices needed to check the following lemma can be found at [8].

Lemma 3.1. *Let $[L]$ be a generator for $H_2(\mathbb{P}^2; \mathbb{Z})$. Then:*

$$\star [B] = [L]$$

$$\star [A_4 + A_2] = 2[L]$$

Vertex	Identified $\Delta_j(k)$	Degree
v_0	$\Delta_0(0) \cdots \Delta_{21}(0) \Delta_{23}(0) \cdots \Delta_{32}(0)$ $\Delta_{34}(0) \Delta_{37}(0) \cdots \Delta_{44}(0)$ $\Delta_{49}(0) \cdots \Delta_{53}(0) \Delta_{57}(0) \Delta_{58}(0)$	48
v_1	$\Delta_0(1) \Delta_1(1) \Delta_2(1) \Delta_4(1) \Delta_6(1) \Delta_{10}(1)$	6
v_2	$\Delta_0(2) \cdots \Delta_{25}(2) \Delta_{27}(2) \cdots \Delta_{31}(2)$ $\Delta_{33}(2) \cdots \Delta_{37}(2) \Delta_{40}(2) \cdots \Delta_{43}(2)$ $\Delta_{46}(2) \cdots \Delta_{48}(2) \Delta_{51}(2) \cdots \Delta_{53}(2)$ $\Delta_{56}(2) \Delta_{58}(2)$	48
v_3	$\Delta_0(3) \cdots \Delta_{59}(3)$	60
v_4	$\Delta_0(4) \cdots \Delta_{59}(4)$	60
v_5	$\Delta_3(1) \Delta_5(1) \Delta_8(1) \Delta_9(1) \Delta_{12}(1) \Delta_{13}(1)$ $\Delta_{17}(1) \Delta_{18}(1) \Delta_{19}(1) \Delta_{23}(1) \Delta_{24}(1) \Delta_{30}(1)$	12
v_6	$\Delta_7(1) \Delta_{11}(1) \Delta_{14}(1) \cdots \Delta_{16}(1) \Delta_{20}(1) \cdots \Delta_{22}(1)$ $\Delta_{25}(1) \cdots \Delta_{29}(1) \Delta_{32}(1) \cdots \Delta_{41}(1)$ $\Delta_{44}(1) \cdots \Delta_{51}(1) \Delta_{54}(1) \cdots \Delta_{57}(1) \Delta_{59}(1)$	36
v_7	$\Delta_{22}(0) \Delta_{33}(0) \Delta_{35}(0) \Delta_{36}(0)$ $\Delta_{45}(0) \cdots \Delta_{48}(0) \Delta_{54}(0) \cdots \Delta_{56}(0) \Delta_{59}(0)$	12
v_8	$\Delta_{26}(2) \Delta_{32}(2) \Delta_{38}(2) \Delta_{39}(2) \Delta_{44}(2) \Delta_{45}(2)$ $\Delta_{49}(2) \Delta_{50}(2) \Delta_{54}(2) \Delta_{55}(2) \Delta_{57}(2) \Delta_{59}(2)$	12
v_9	$\Delta_{31}(1) \Delta_{42}(1) \Delta_{43}(1) \Delta_{52}(1) \Delta_{53}(1) \Delta_{58}(1)$	6

Table 5: Vertices in the decomposition of \mathbb{P}^2

$$\star [A_4 + C] = 4[L]$$

$$\star [-A_4 + C] = 2[L]$$

In particular, $A_4 + A_2$ is homologically a smooth conic and B is homologically a line tangent to the conic.

It would be interesting to realize the orbifold more precisely in standard homogeneous coordinates on \mathbb{P}^2 .

References

- [1] Benjamin A. Burton, Ryan Budney, William Pettersson, et al. Regina: Software for low-dimensional topology. <http://regina-normal.github.io/>, 1999–2023.

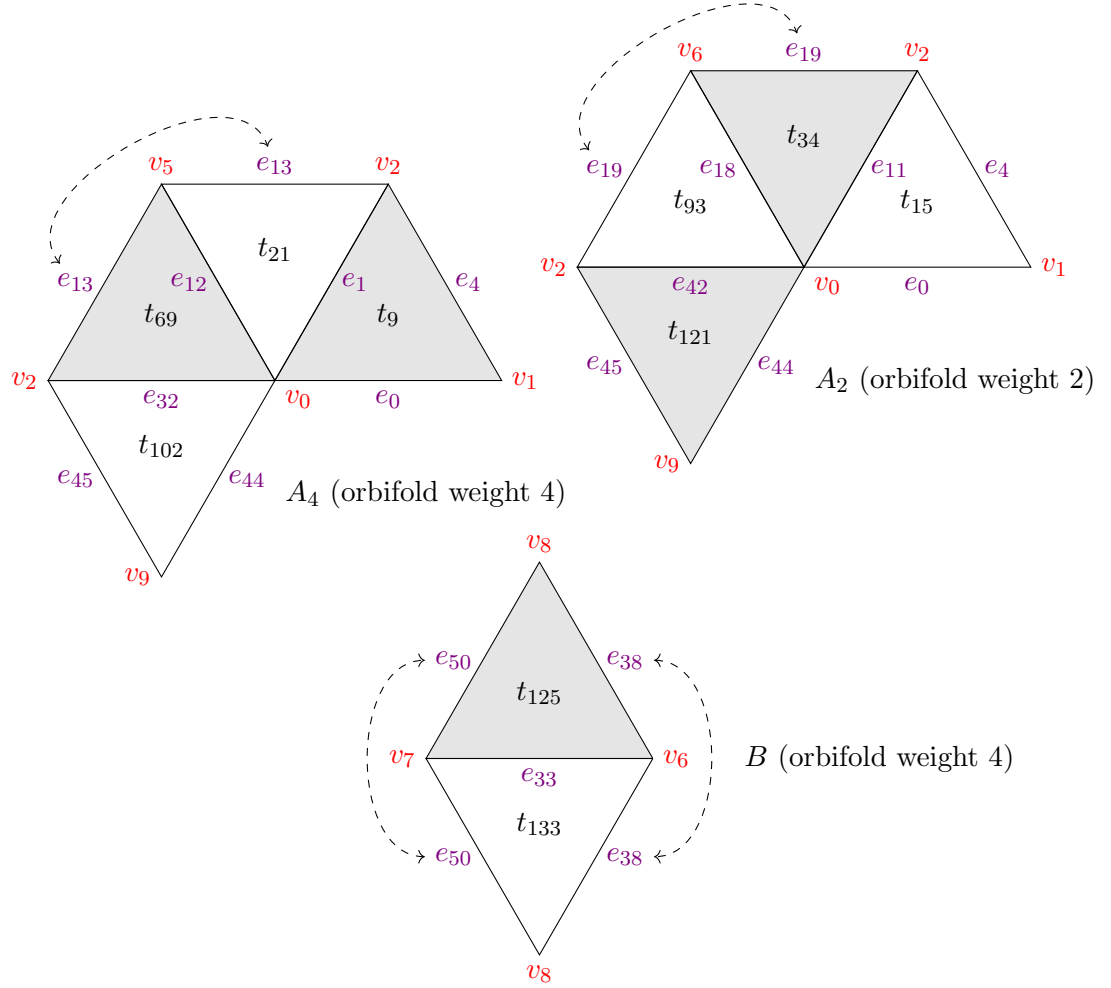


Figure 1: The $(0\ 1\ 2)$ orbifold locus

- [2] Michael Hartley Freedman. The topology of four-dimensional manifolds. *J. Differential Geometry*, 17(3):357–453, 1982. URL: <http://projecteuclid.org/euclid.jdg/1214437136>.
- [3] Folke Lannér. On complexes with transitive groups of automorphisms. *Comm. Sém. Math. Univ. Lund [Medd. Lunds Univ. Mat. Sem.]*, 11:71, 1950.

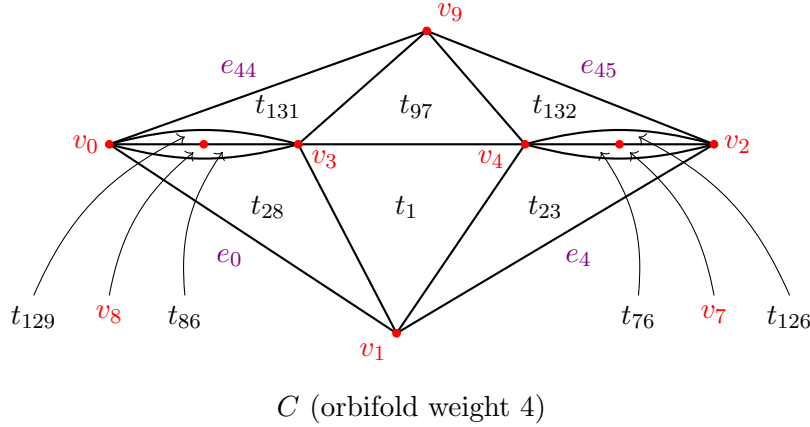


Figure 2: The remaining orbifold locus

- [4] Claude LeBrun. Hyperbolic manifolds, harmonic forms, and Seiberg-Witten invariants. In *Proceedings of the Euroconference on Partial Differential Equations and their Applications to Geometry and Physics (Castelvecchio Pascoli, 2000)*, volume 91, pages 137–154, 2002. URL: <https://doi.org/10.1023/A:1016222709901>.
- [5] Francesco Lin and Bruno Martelli. Adjunction inequalities and the Davis hyperbolic four-manifold. Preprint. URL: <https://arxiv.org/pdf/2503.08536>.
- [6] John W. Milnor and James D. Stasheff. *Characteristic classes*. Annals of Mathematics Studies, No. 76. Princeton University Press, 1974.
- [7] John G. Ratcliffe. *Foundations of hyperbolic manifolds*, volume 149 of *Graduate Texts in Mathematics*. Springer, 2019. Third edition. URL: <https://doi.org/10.1007/978-3-030-31597-9>.
- [8] Matthew Stover. Files related to calculations in this paper. URL: <https://github.com/mtstover/H4CP2>.
- [9] È. B. Vinberg. Discrete groups generated by reflections in Lobačevskiĭ spaces. *Mat. Sb. (N.S.)*, 72(114):471–488; correction, *ibid.* 73 (115) (1967), 303, 1967.

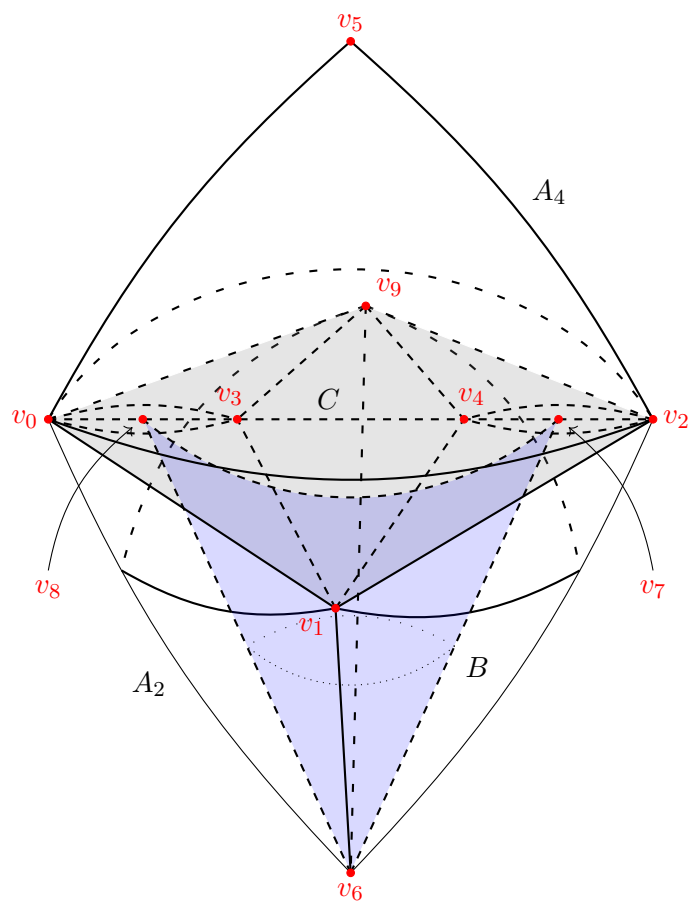


Figure 3: The full orbifold locus