

Prioritizing Alignment Paradigms over Task-Specific Model Customization in Time-Series LLMs

Wei Li¹, Yunyao Cheng², Xinli Hao¹, Chaohong Ma¹, Yuxuan Liang³, Bin Yang⁴, Christian S. Jensen², Xiaofeng Meng^{1*}

¹Renmin University of China, ²Aalborg University,

³Hong Kong University of Science and Technology (Guangzhou),

⁴East China Normal University

{leeway, xinli_hao, chaohma, xfmeng}@ruc.edu.cn,
{yunyaoc, csj}@cs.aau.dk, yuxliang@outlook.com,
byang@dase.ecnu.edu.cn

Abstract

Recent advances in Large Language Models (LLMs) have enabled unprecedented capabilities for time-series reasoning in diverse real-world applications, including medical, financial, and spatio-temporal domains. However, existing approaches typically focus on task-specific model customization, such as forecasting and anomaly detection, while overlooking the data itself, referred to as *time-series primitives*, which are essential for in-depth reasoning. This position paper advocates a fundamental shift in approaching time-series reasoning with LLMs: **prioritizing alignment paradigms grounded in the intrinsic primitives of time series data over task-specific model customization**. This realignment addresses the core limitations of current time-series reasoning approaches, which are often costly, inflexible, and inefficient, by systematically accounting for intrinsic structure of data before task engineering. To this end, we propose three *alignment paradigms*: *Injective Alignment*, *Bridging Alignment*, and *Internal Alignment*, which are emphasized by prioritizing different aspects of *time-series primitives*: domain, characteristic, and representation, respectively, to activate time-series reasoning capabilities of LLMs to enable economical, flexible, and efficient reasoning. We further recommend that practitioners adopt an alignment-oriented method to avail this instruction to select an appropriate alignment paradigm. Additionally, we categorize relevant literature into these *alignment paradigms* and outline promising research directions.

1 Introduction

Recently, Large Language Models (LLMs), such as DeepSeek-R1 [19] and ChatGPT-o1 [80], have demonstrated strong reasoning capabilities in various fields. In particular, we have witnessed the potential of LLMs for time series data, which involves sequential data collected over time [54, 55]. Specifically, LLMs have demonstrated zero-shot performance across various classical time-series analysis tasks, including forecasting [2] and anomaly detection [57], even in the absence of large-scale or high-quality real-world datasets. Furthermore, they have enabled novel time-series reasoning tasks, including time-series question answering (Q&A) [98] and causal inference [45]. As shown in Figure 1, a central objective of time-series LLMs with zero-shot performance is to activate the time-series reasoning capabilities within LLMs for multiple time-series tasks [38]. Instead of relying on task-specific model customization, this activation depends on well-designed *alignment paradigms*.

*Corresponding Author. Email: xfmeng@ruc.edu.cn

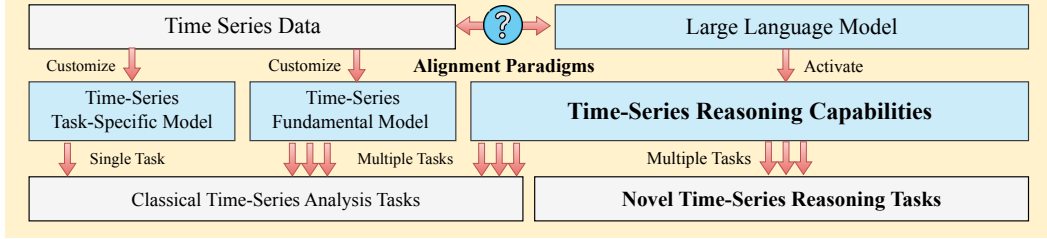


Figure 1: Activating time-series reasoning capabilities within LLMs prioritizes *alignment paradigms* over task-specific model customization.

Challenges. Although LLMs demonstrate superior zero-shot capabilities across an extensive range of parameters, a fundamental limitation arises from the modality gap between the symbolic natural language and time series data. This gap leads to limited performance gains on classical time-series analysis tasks in zero-shot settings [92]. Without effective design of *alignment paradigms* for overcoming the modality gap, LLMs struggle to derive meaningful analytical insights from time series data [105]. Furthermore, existing alignment strategies tend to be costly, inflexible, and inefficient [76]. Crucially, there is a lack of practical instructions to assist practitioners in designing appropriate *alignment paradigms* that are tailored to deployment requirements in real-world scenarios [129].

Motivation Behind This Position Paper. Given the increasing demand for advanced time-series reasoning in real-world applications, most existing approaches have primarily focused on task-specific model customization. However, these approaches often overlook the role of *time-series primitives*, the intrinsic, atomic, and indivisible components of time series data for achieving in-depth reasoning. Our standpoint is that **prioritizing appropriate alignment paradigms grounded in the time-series primitives over task-specific model customization in time-series LLMs**. To achieve this, effective *alignment paradigms* are crucial to bridge the gap between temporal information and natural language instructions, enabling LLMs to accurately capture time-series inputs and reason for multiple time-series tasks. Specifically, we discovered the alignment relationships between *time-series primitives* and LLMs. Based on their interaction boundaries with LLMs, we propose a taxonomy of three *alignment paradigms*: (1) *Injective Alignment* injects numerical into textual representation, and interacts with LLMs externally; (2) *Bridging Alignment* maps numerical into semantically similar textual representation, and also interacts with LLMs externally; (3) *Internal Alignment* enhances both textual and numerical representations, or induces new ones, and interacts with LLMs internally.

Definition. In this position paper, we formally define two key concepts: (1) *Time-Series Primitives* refer to the core elements of time series data that are intrinsic, atomic, and indivisible components, and fundamentally govern their semantics, statistical properties, and structural forms. We identify three essential primitives in time series data: *Domain*, *Characteristic*, and *Representation*. (2) *Alignment Paradigms* serve as the medium between *time-series primitives* and LLMs f_θ , where θ denotes the model parameters. Within the reasoning process $f_\theta(\mathbf{X}_{\text{Number}}, \mathbf{X}_{\text{Text}}, \dots) \rightarrow \mathbf{Y}$, the inputs correspond to representation primitive, including numerical input $\mathbf{X}_{\text{Number}}$, textual input \mathbf{X}_{Text} , or other forms. The output \mathbf{Y} represents LLM-generated textual reasoning results. By targeting three *time-series primitives*, we introduce a taxonomy of three *alignment paradigms*: *Injective Alignment*, *Bridging Alignment*, and *Internal Alignment*, which are economical, flexible, and efficient, respectively.

The main **contributions** of our work are summarized as follows:

- We analyze common datasets, and identify three essential *time-series primitives* (Section 3).
- We propose a taxonomy of three *alignment paradigms* grounded in *time-series primitives*, and offer instructions to assist practitioners in selecting appropriate *alignment paradigms* (Section 4).
- We categorize relevant literature, and maintain an up-to-date GitHub repository².
- We provide insights into further discussion for practitioners to explore (Section 5).

2 Background

This section examines three perspectives and two tasks in the context of time-series LLMs as follows:

²<https://github.com/Leeway-95/Aligning-TSD-with-LLM>.

Three Perspectives of Models. As shown in Figure 2, time-series models can be understood from three complementary perspectives: (a) *engineer perspective* focuses on solving the single time-series task by designing and debugging a time-series task-specific model [72]. These models include encoder-only [20], decoder-only [84], and encoder-decoder variants [85]; (b) *researcher perspective* aims to address multiple time-series tasks by designing and training a time-series fundamental model using large-scale time series data. This perspective often incorporates domain knowledge through unsupervised pre-training and supervised fine-tuning [90]; (c) *generalist perspective* emphasizes activating time-series reasoning capabilities within LLMs by aligning time series data with LLMs [125]. From the engineer and researcher perspectives, debugging and training processes are often constrained by limited-scale and low-quality real-world time-series datasets. In contrast, the generalist perspective, offering broad domain knowledge without requiring task-specific training, activating time-series reasoning capabilities within LLMs for time-series analysis and reasoning tasks.

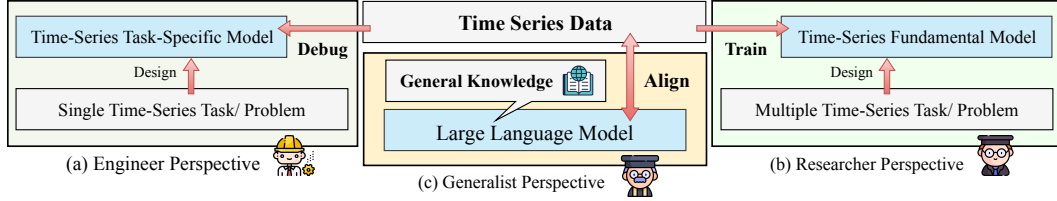


Figure 2: The generalist perspective prioritizes data alignment over debugging and training models.

Analysis and Reasoning Tasks. As shown in Figure 3, classical time-series analysis tasks include: (1) *forecasting*, which predicts future numerical values based on past observations [2]; (2) *interpolation*, which estimates missing historical values to enhance data completeness and quality [10]; (3) *anomaly detection*, which identifies deviations from expected patterns, typically producing binary labels (e.g., normal vs. abnormal) [57]; (4) *classification*, which assigns categorical labels to temporal segments for downstream interpretation or decision-making [100]. Compared to classical time-series analysis tasks for which LLMs are not inherently designed, novel time-series reasoning tasks are specifically formulated to leverage the strengths of LLMs [43].

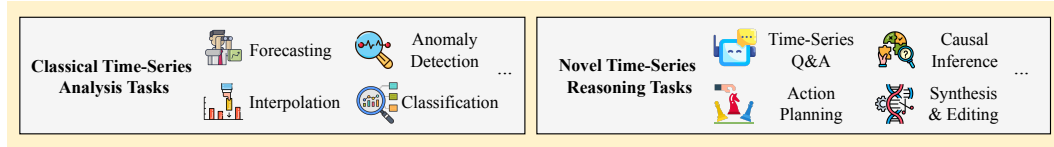


Figure 3: LLMs are more aligned with time-series reasoning tasks than with classical analysis tasks.

Inspired by cognitive neuroscience, where attention mechanisms are viewed as universal computation tools in high-level brain function [87], LLMs can be regarded as cognitive engines for time-series reasoning [29]. Novel time-series reasoning tasks include: (1) *time-series question answering (Q&A)* involves interpreting complex temporal dependencies to provide explanatory insights [98]; (2) *causal inference* quantifies the impact of specific events or interventions to reveal subtle causal relationships [89]; (3) *action planning* formulates goal-oriented action steps for optimal decision-making and problem-solving [101]; (4) *time-series synthesis and editing* supports modifying or synthesizing time to simulate scenarios or satisfy user-defined constraints [112]. By moving beyond classical time-series analysis tasks, these novel time-series reasoning tasks enabling time-series LLMs to perform more general, adaptive, and insightful reasoning over time series [99].

3 Analysis of Time-Series Primitives

Time series data arises across diverse domains, each characterized by unique temporal patterns, spatial correlations, and representational formats. In this section, we analyze from commonly public time-series datasets (see Appendix A), and highlight three *time-series primitives*.

3.1 Definition

Time-series primitives are the intrinsic, atomic, and indivisible components of time series data that fundamentally determine their semantics, properties, and structural forms. We identify three

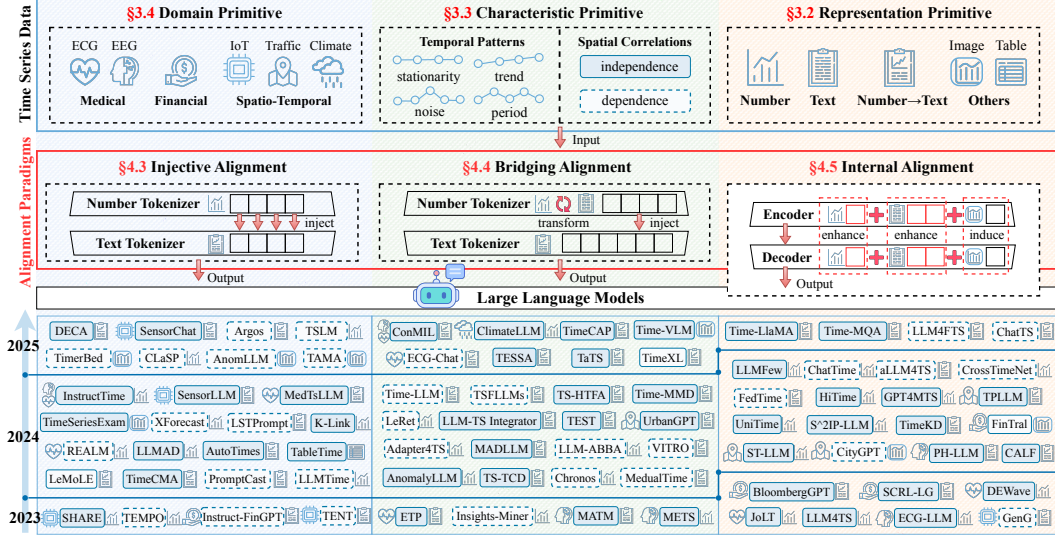


Figure 4: Taxonomy of *alignment paradigms* grounded in *time-series primitives*. We categorize relevant literature into three *alignment paradigms* according to the most salient design principle observed in each work, and arrange them chronologically: *Injective Alignment* (grounded in *Domain Primitive*), *Bridging Alignment* (grounded in *Characteristic Primitive*), and *Internal Alignment* (grounded in *Representation Primitive*). In our visualization, an icon on the left side of each method indicates its domain, and the absence of this icon denotes domain-agnostic. The background color of each method box reflects the spatial correlations: lighter shades denote independent, while darker shades denote dependent. Additionally, an icon on the right side of each method denotes the independent (Number+Text) or converted (Number→Text) representation.

primitives of time series data: (1) *Domain Primitive* captures the contextual background and domain-specific temporal semantics of the time series data for essential prior knowledge; (2) *Characteristic Primitive* describes the statistical and dynamic properties of time series data over time, including temporal patterns, and spatial correlations; (3) *Representation Primitive* defines the presented format of time series data, including Number, Text, Number→Text (converted), and other representations. For clarity, we provide an intuitive representation in Figure 4.

3.2 Representation Primitive

Time series data are commonly represented in numerical or textual forms, each with distinct inductive biases and typically processed independently. Time-series LLMs aim to align the vector representations of both modalities within a shared high-dimensional space. Understanding the respective strengths and limitations of these representations is crucial for developing alignment strategies.

Number. This numerical representation $\mathbf{X}_{\text{Number}} = \langle x_1, x_2, \dots, x_t, \dots, x_T \rangle$ denotes a sequence of timestamped signal values that capture the temporal dynamics of a time series, where each $x_t \in \mathbb{R}$ is the observed value at timestamp t . This representation offers several strengths: (1) *high fidelity*. Directly preserves precise quantitative information essential; (2) *low overhead*. Minimal transformation overhead compared to textual formats, enabling efficient training and inference; (3) *feature richness*. Naturally contains non-stationarity, trends, and temporal patterns that can be directly learned by models. However, the limitations are as follows: (1) *limited interpretability*. Raw values lack inherent semantic meaning, making it challenging to provide human-understandable insights [34]; (2) *preprocessing complexity*. Real-world signals often suffer from noise, missing values, and sparsity, necessitating preprocessing such as imputation and anomaly detection [10]; (3) *complex inter-variable dependencies*. In multivariate settings, intricate dependencies among variables must be explicitly modeled to avoid misleading correlations [73].

Text. This textual representation $\mathbf{X}_{\text{Text}} = \{s_1, s_2, \dots, s_L\}$ consists of a sequence of discrete symbols $s_i \in \mathcal{V}, i = 1, 2, \dots, L$, where each $s_i \in \mathcal{V}$ comes from a predefined vocabulary \mathcal{V} , and L denotes the length of the text sequence. It has the following strengths: (1) *semantic interpretability*. Text provides human-readable and structurally meaningful representations, facilitating intuitive understanding and

reasoning; (2) *compatibility with LLMs*. This format is well-aligned with LLMs for prompting, reasoning, and generation tasks within LLMs [28]. However, the limitations are as follows: (1) *preprocessing complexity*. Domain-specific jargon, rare terms, or inconsistent formatting in real-world time-series text often necessitate vocabulary normalization and pruning [64]; (2) *alignment challenges*. The discrete and low-frequency nature of text may misalign with the continuous and high-frequency characteristics of time series data [59].

3.3 Characteristic Primitive

Time series data are typically collected at regular or irregular intervals and are inherently ordered chronologically. They exhibit complex temporal and spatial dependencies that reflect the dynamic nature of the underlying generative processes. We characterize these dependencies from two complementary perspectives: temporal patterns and spatial correlations.

Temporal Patterns. Consider a univariate time series $\mathbf{X}_{\text{Number}} = \langle x_1, x_2, \dots, x_t, \dots, x_T \rangle$, where each $x_t \in \mathbb{R}$ denotes the observed value at timestamp t , and T is the time-series length. Such a time series can exhibit diverse statistical behaviors, including: (1) *stationarity* is the statistical property, such as mean and variance, remain constant over time, indicating stable patterns; (2) *trend* is the long-term directional patterns, such as gradual increases or decreases in financial or climate data [49]; (3) *noise* is high-frequency random fluctuations that may obscure meaningful patterns and require denoising [31]; (4) *period* is recurring patterns at regular intervals, such as daily or seasonal cycles [40]. Aligning the temporal characteristic of time series data with LLM requires considering: (1) *temporal dynamics*. Capturing both local and global patterns in sequential data while mitigating overfitting and underfitting issues [9]; (2) *non-stationary*. Adapting to evolving temporal contexts for more robust alignment [2]; (3) *regularity extraction*. Leveraging learned features to represent trend and periodic patterns that facilitate LLM reasoning [102].

Spatial Correlations. Consider a multivariate time-series $\mathbf{X}_{\text{Number}} = \langle \mathbf{x}_1, \mathbf{x}_2, \dots, \mathbf{x}_t, \dots, \mathbf{x}_T \rangle$ consisting of observations recorded over T timestamps. At each timestamp $t \in [1, T]$, the observation $\mathbf{x}_t = \langle x_t^1, x_t^2, \dots, x_t^m, \dots, x_t^M \rangle$ represents the values of M variables, where x_t^m denotes the observation of the m -th ($m \in [1, M]$) variable at timestamp t . The T is the maximum time-series length, and M is the maximum number of features. Spatial characteristics concern channel correlations [77], including: (1) *multivariate independence*. Treating each variable independently to reduce complexity and avoid spurious correlations; (2) *multivariate dependence*. Multiple variables are processed together by incorporating more information to capture interdependencies of variables. Aligning spatial characteristics with LLMs involves addressing: (1) *multivariate correlation*. Capturing complex inter-variable relationships for coherent and context-aware reasoning [37]; (2) *noise attribution*. Identifying and disentangling noise arising from high-dimensional variable interactions [57]; (3) *localized shifts*. Addressing localized or gradual structural shifts via global dependency modeling across varying temporal scopes [41].

3.4 Domain Primitive

Time series data spans a broad spectrum of real-world application domains with unique temporal structures. To examine *Domain Primitives*, we analyze three representative application domains, *medical* [11], *financial* [121], and *spatio-temporal* [51], each of which presents distinct challenges in terms of temporal-pattern diversity and spatial-correlation complexity.

Temporal-Pattern Diversity. (1) *Medical data*. This domain includes electroencephalogram (EEG) and electrocardiogram (ECG) signals, which typically exhibit strong periodicity and discernible trends with relatively low noise. Interpreting such data requires domain expertise to extract meaningful semantics. For example, specific waveforms correspond to particular brain states [23]. (2) *Financial data*. This domain comprises stock prices and trading volumes, which are high-frequency, predictive time series characterized by pronounced noise, significant short-term non-stationarity, and recurring trends. Real-time modeling is often essential for tasks such as risk assessment and market forecasting [108]. (3) *Spatio-temporal data*. This domain encompasses sensor readings from multiple sources, often exhibiting strong periodicity and high noise, with less pronounced long-term trends. Data quality is influenced by factors such as sensor type, sampling rate, and hardware-induced noise [132].

Spatial-Correlation Complexity. (1) *Medical data*. These datasets are typically low-dimensional, with high-quality EEG and ECG signals collected by professional medical equipment and clinicians. Large-scale acquisition is relatively straightforward [135]. However, physiological data from medical

records and diagnoses are subject to strict privacy regulations [48]. Since clinical decisions rely on trust in model outputs, it is crucial for LLMs to provide transparent and interpretable reasoning processes [7]. (2) *Financial data*. These datasets are similarly low-dimensional, and financial time series are governed by rigorous regulatory frameworks to ensure transparency, fairness, and market stability [21]. The interpretation of such data often depends on market-specific context, making it essential to incorporate external knowledge for accurate behavior modeling [121]. (3) *Spatio-temporal data*. These datasets are generally high-dimensional and heterogeneous, integrating multiple sensor modalities. Effective modeling requires contextual fusion to account for diverse formats and ensure comprehensive interpretation [133].

4 Taxonomy of Alignment Paradigms

In this section, we introduce the three *alignment paradigms* and define the symbols for the capability boundary in detail: *Injective Alignment*, *Bridging Alignment*, and *Internal Alignment*. Furthermore, we categorized the relevant literature according to these paradigms (see Appendix B).

4.1 Taxonomy Overview and Symbol Definition

As shown in Figure 5, the four circles represent the boundaries of three proposed *alignment paradigms* and a category for others. The overlapping regions between *Injective Alignment* and both *Bridging Alignment* and *Internal Alignment* indicate that *Injective Alignment* is frequently employed in conjunction with these two paradigms. Likewise, other *alignment paradigms* may operate independently or in conjunction with the proposed paradigms. In practice, relevant literature often utilizes multiple *alignment paradigms* simultaneously, making it nontrivial to assign each literature to a single exclusive category. To resolve this ambiguity, we categorize each work based on the most significant contribution to performance improvements, as indicated by ablation studies reported in the original publications. This criterion allows for a more principled and consistent classification of the literature.

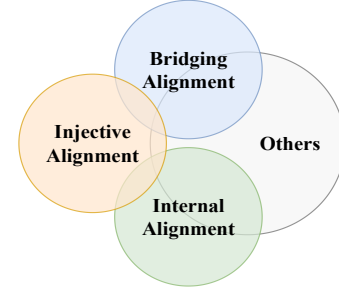


Figure 5: Boundaries of three proposed *alignment paradigms*.

Figure 6 illustrates the alignment process $f_\theta(\mathbf{X}) \rightarrow \mathbf{Y}$ under the three proposed *alignment paradigms* for time-series reasoning with LLMs: (1) *Injective Alignment* directly injects the numerical representation into the textual input, yielding $\mathbf{X}'_{\text{Text}}$. This paradigm interacts with LLMs externally through instruction tuning, prefix prompting, or other techniques, formally defined as $h_\gamma(\mathbf{X}_{\text{Number}}, \mathbf{X}_{\text{Text}})$, parameterized by γ ; (2) *Bridging Alignment* transforms the numerical input into a semantically similar textual form $\mathbf{X}''_{\text{Text}}$ using a learnable mapping function $g_\phi(\mathbf{X}_{\text{Number}})$, parameterized by ϕ . The mapped output is then combined with the original textual input and provided to LLMs through external modules such as adapters, defined as $h_\gamma(g_\phi(\mathbf{X}_{\text{Number}}), \mathbf{X}_{\text{Text}})$; (3) *Internal Alignment* enhances both $\mathbf{X}_{\text{Number}}$ into $\mathbf{X}'_{\text{Number}}$ and \mathbf{X}_{Text} into $\mathbf{X}'''_{\text{Text}}$, or inducing new representations through internal modified functions $d_\psi(\cdot)$, parameterized by ψ . This paradigm interacts with LLMs internally, typically involving fine-tuning its parameters θ , and is expressed as $h_\gamma(d_\psi(\mathbf{X}_{\text{Number}}), d_\psi(\mathbf{X}_{\text{Text}}), \dots)$.

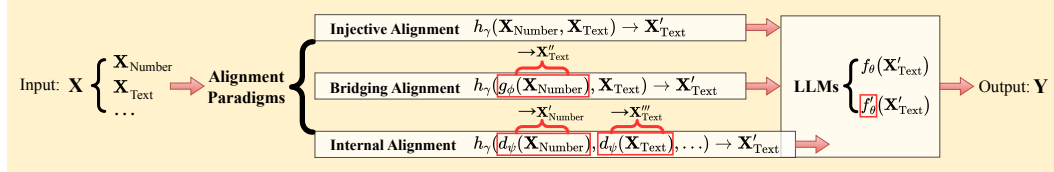


Figure 6: Alignment process for the three *alignment paradigms* in a time-series LLMs reasoning task.

Time-series input \mathbf{X} consists of a numerical representation $\mathbf{X}_{\text{Number}}$, a textual representation \mathbf{X}_{Text} , and other representations. The objective is to generate a textual reasoning output \mathbf{Y} . The following points are noted: (1) the red boxes in the figure highlight the distinctions among these *alignment paradigms* at the formulation level; (2) the notation f'_θ denotes a fine-tuned variant of LLMs, where the model parameters θ have been updated during *Internal Alignment*; (3) the overlap between

Internal Alignment and LLMs indicates that this paradigm operates by directly modifying the internal structure within LLM. In contrast, *Injective Alignment* and *Bridging Alignment* interact externally, interacting with LLMs without altering its internal parameters.

4.2 Alignment Advantages and Disadvantages

We observe that the design priorities of time-series *alignment paradigms* with LLMs are influenced by different primitives: the *Domain Primitive* affects the design of the *Injective Alignment*; the *Characteristic Primitive* guides the design of the *Bridging Alignment*, and the *Representation Primitive* determines the design of the *Internal Alignment*. As shown in Figure 7, choosing an appropriate alignment paradigm requires a careful assessment of the trade-offs between resource cost and reasoning improvement: (1) *Resource Costs*. The resource costs include both computational and labor costs. Computational costs include training time, inference latency, and the scalability of the method across datasets and hardware configurations. Labor costs involve the expertise required to ① design *alignment paradigms*, the manual effort in curating or annotating domain-specific data, and the time spent on iterative tuning and hyperparameter optimization. These costs vary significantly across *alignment paradigms*, and a thorough cost–benefit analysis is critical when deploying time-series LLMs in practice, especially in real-world scenarios with limited computational or labor costs, or applications requiring high reliability. (2) *Reasoning Improvement*. Effective alignment enables LLMs to ② leverage auxiliary time-series analysis tools and ③ retrieve extra time-series domain knowledge, ④ activating time-series reasoning capabilities. Acting as a cognitive engine, the LLM can dynamically interface with external modules and heterogeneous information sources, reducing the reliance on manual information retrieval and improving ⑤ the reasoning outputs.

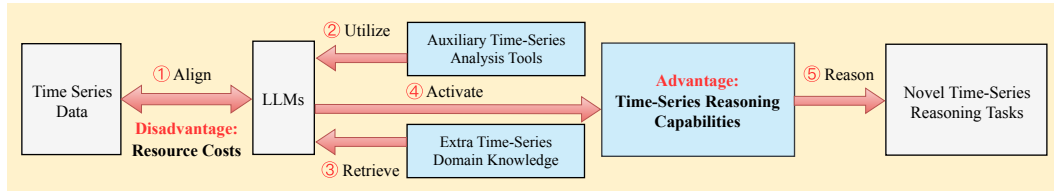


Figure 7: Alignment advantages and disadvantages for novel time-series reasoning tasks.

4.3 Injective Alignment

This paradigm is **economical** for specific domains because dynamic domain knowledge is compatible with prompt-based interaction mechanisms in LLMs for easy implementation. It primarily emphasizes alignment with the time-series *Domain Primitive*, and embeds time series into LLM as text data described by $\mathbf{Y} = f_{\theta}(h_{\gamma}(\mathbf{X}_{\text{Number}}, \mathbf{X}_{\text{Text}}))$, where $\mathbf{X}_{\text{Number}}$ are incorporated into \mathbf{X}_{Text} by injective function h_{γ} . The prompts are concise statements designed to extract knowledge from an LLM, including descriptions and demonstrations. However, the paradigm is limited by insufficient context length, and the optimization suggestions are as follows:

Prompt Quantization directly encodes the composite time-series prompt composed of numerical and textual representations into subword tokens, wherein numerical information is injected into the textual input space without modifying the internal structure of LLMs. For instance, TEMPO-GPT [9] point out that inconsistencies in prompt templates, such as sentence phrasing, variable ordering, and connector usage, can degrade the temporal ability to recognize multivariate dependencies, highlighting the sensitivity of *Injective Alignment* to prompt design. GenG [132] reduces the dimensionality of high-volume sensor inputs to suppress redundant noise while preserving salient temporal characteristics, thus improving alignment efficiency. Instruct-FinGPT [121] further adopts a command-style prompt formulation, enabling LLMs to interpret task-specific intentions and generate targeted responses based on financial time series.

Learnable Prompt involves parameterized tokens that are optimized during training to encode task-relevant or domain-specific knowledge. For example, PromptCast [115] explores the performance differences between static handcrafted prompts and trainable prompt embeddings, demonstrating the latter’s superior ability to capture context from diverse time series inputs. LeMoLE [123] further constructs a library of key-value prompt embeddings and employs retrieval to select prompts suited for a given input from candidate prompts based on the highest similarity scores.

This paradigm enables economical alignment with LLMs through prompt-based strategies, but is limited by context length and prompt loss. The instructions given to participants are as follows:

Our position: *Injective Alignment operates at a shallow instructional level, offering a low-cost solution. With minimal resource costs and reasoning improvements, we advocate prioritizing its use in various domain-specific application settings. However, its effectiveness is highly sensitive to the quality of prompt design and the inherent reasoning capabilities of the chosen LLM. Poorly constructed prompts or misaligned model design may lead to high information loss, potentially undermining performance. Practitioners should continue optimization and evaluation with sufficient domain expertise well-suited to craft precise prompts or function calls tailored to the domain context. Moreover, high-capacity LLMs are generally preferred to ensure adequate expressive power for complex reasoning tasks, whereas lightweight models may be more appropriate for simpler tasks to achieve lower resource costs.*

4.4 Bridging Alignment

This paradigm is **flexible** for modeling general temporal patterns and spatial correlations due to its ability to leverage complementary semantic information. It primarily emphasizes alignment with the time-series *Characteristic Primitive*, and indirectly leverages LLMs described by $\mathbf{Y} = f_{\theta}(h_{\gamma}(g_{\phi}(\mathbf{X}_{\text{Number}}), \mathbf{X}_{\text{Text}}))$, where the mapping function g_{ϕ} in external adapter is used to match the similarity of $\mathbf{X}_{\text{Number}}$ with a semantically similar textual form $\mathbf{X}_{\text{Text}}''$. However, the paradigm is limited by complex design, and the optimization suggestions are as follows:

Similarity Retrieval enhances the alignment between numerical and textual representations by leveraging embedding similarity. Adapters act as a bridging space that projects time series data into an embedding space compatible with LLMs. Specifically, training the ϕ by loss function \mathcal{L} and similarity retrieval by mapping function g_{ϕ} described by $g_{\phi}(\mathbf{X}_{\text{Number}}) \rightarrow \mathbf{X}_{\text{Text}}''$. For instance, Time-LLM [42] introduces a reprogramming space that transforms time series into text prototypes, effectively bridging the modality gap by aligning numeric representations with textual embeddings. TimeCAP [46] utilizes a multimodal adapter to retrieve semantically relevant textual summaries as contextual examples, which are then used as contextual prompts for LLM inference.

Trainable Adapter is inserted between numerical adapters and LLMs. These adapters are designed to learn representations that not only preserve temporal semantics but are also inherently compatible with LLMs, thereby acting as alignment bridges across representations [117]. For example, TEST [91] employs contrastive learning at multiple instance-wise, feature-wise, and text-prototype-aligned time series embeddings for alignment. Adapter4TS [78] learns temporal positional encodings that guide the adapter to preserve chronological structure in the latent space. LeRet [35] further learns representations of task-specific temporal patterns. TimeXL [39] jointly learns numerical and textual prototypes in a shared space, encouraging consistent representations across modalities.

This paradigm enables flexible alignment with LLMs through semantic adapters, but is limited by its complexity. The instructions given to participants are as follows:

Our position: *Bridging Alignment operates at an intermediate instructional level, providing a flexible solution. With low resource costs and high reasoning improvements, we advocate prioritizing its use in the general alignment, emphasizing time-series characteristics in application settings. However, it introduces additional inference latency compared to finetuning due to the integration of external adapter modules. Practitioners should carefully evaluate whether the improvements in alignment quality outweigh the reduction in runtime performance. Moreover, effective deployment relies on proficiency in hyperparameter tuning and adapter debugging.*

4.5 Internal Alignment

This paradigm is **efficient** for enhancing LLMs by adaptive fine-tuning techniques [33]. It primarily emphasize alignment with the time-series *Representation Primitive*, and modifying internal components within LLMs described by $\mathbf{Y} = f'_{\theta}(h_{\gamma}(d_{\psi}(\mathbf{X}_{\text{Number}}), d_{\psi}(\mathbf{X}_{\text{Text}}), \dots))$, where modified functions $d_{\psi}(\cdot)$ is used to enhances both $\mathbf{X}_{\text{Number}}$ into $\mathbf{X}'_{\text{Number}}$ and \mathbf{X}_{Text} into $\mathbf{X}'''_{\text{Text}}$, or inducing new representations. Understanding richer representation requires the design of enhanced encoder architectures capable of capturing fine-grained temporal semantics, while inference of more expressive representations requires decoder designs [96, 106]. However, architectural modifications introduce substantial complexity, and optimization suggestions for avoiding inefficient design are as follows:

Encoder Understanding structured the time-series representation input as latent vectors to capture essential temporal dynamics and semantic features of the input sequence through self-attention mechanisms. For instance, GPT4TS [131] and GPT4MTS [37] preserve the enhanced position embedding layers in an encoder module, effectively integrating textual representations into the modeling process. CALF [69] introduces a cross-modal matching module in an encoder module to minimize distributional discrepancies between representations. [98] maps time series data to a constrained time-series vocabulary to train an encoder module that enables bidirectional understanding.

Decoder Reasoning structured the time-series representation output autoregressively by decoder linear layers and hidden states. For example, [118] enhances decoding by incorporating additional representations and global temporal context. S2IP-LLM [81] introduces temporal windows during decoding to focus on localized patterns, thereby improving output relevance. FedTime [1] optimizes the autoregressive generation process by incorporating autocorrelation structures and introduces an error correction mechanism to mitigate cumulative errors.

This paradigm enables efficient alignment with LLMs through internally enhanced strategies, but introduces significant architectural complexity. The instructions given to participants are as follows:

***Our position:** Internal Alignment operates at a deep instructional level, offering an efficient solution. With maximum resource costs and reasoning improvements, we advocate prioritizing its use in the general alignment, emphasizing irreplaceable application settings, such as modifying the components for time-series representations. However, its practical use is constrained by high computational costs, scarcity of high-quality datasets, and limitations in current evaluation metrics. Practitioners should have a deep understanding of LLM internals and significant engineering expertise for structural changes, necessitating careful fine-tuning to maintain alignment and achieve task-specific customization. Moreover, significant engineering expertise is required to validate whether such optimization translates into meaningful improvements empirically.*

5 Further Discussion

Acknowledging diverse perspectives and potential curiosities, our perspectives initiate ongoing practical discussion. We posit that the *alignment paradigms* hold significant promise for achieving omni-modality alignment, infinite-length alignment, and in-depth reasoning after alignment. Below, we discuss three directions and alternative perspectives for advancing time-series LLMs:

5.1 Omni-modal Alignment

The complementarity and varying effectiveness across modalities suggest that time-series LLMs will progress from multi-modality to omni-modality, making alignment increasingly critical [128, 130, 47, 50]. Depending on the degree of cross-modal overlap, alignment strategies include: (1) *multi-modal conversion* for knowledge transfer and efficient adaptation [119, 14]; (2) *cross-modal retrieval* to reduce ambiguity and enhance accuracy [62]; (3) *omni-modal fusion* to unify heterogeneous features and improve efficiency [65].

5.2 Infinite-length Alignment

Streaming time-series data from real-world sensors is typically continuous, unbounded, and non-stationary [88, 24]. Aligning such data with LLMs presents several key challenges: (1) *storage constraints* require external memory to retrieve long-range patterns for extreme-length reasoning [116]; (2) *computational constraints* necessitate abstraction over low-level details to focus on salient events [110, 89]; (3) *processing frequency constraints* cause semantic drift over time, demanding repeated and adaptive interpretation for real-time understanding [109]. Fundamentally, aligning unbounded streams under constraints of storage, computation, and processing frequency directly affects the accuracy, efficiency, and adaptive interpretation of time-series reasoning [30].

5.3 In-depth Reasoning after Alignment

Recent studies highlight the potential of synthetic time series data for training LLMs [26, 112]. Advancing research will require richer synthetic datasets to support deeper reasoning, including: (1) *leveraging LLMs with time-series primitives* to investigate consistency and heterogeneity [40]; (2) *designing LLMs with unified time-series cognitive tasks* to derive insights and facilitate domain alignment [56]; (3) *integrating LLMs with external tools* to deliver actionable feedback from time-series reasoning to real-world applications [101].

6 Conclusion

In summary, we advocate prioritizing *alignment paradigms*, grounded in intrinsic data primitives, over task-specific customization. To support this perspective, we analyze a broad set of publicly available time-series datasets and identify three essential primitives in time series data: domain, characteristic, and representation. Based on these primitives, we propose three *alignment paradigms*: *Injective Alignment*, *Bridging Alignment*, and *Internal Alignment*. To provide practical instructions for practitioners, we systematically review and classify relevant literature since 2023 within *alignment paradigms*. We present a comparative analysis of representative methods in each category, highlighting their strengths and limitations. Finally, we provide insights into further discussion.

References

- [1] R. Abdel-Sater and A. B. Hamza. A federated large language model for long-term time series forecasting. *arXiv preprint*, abs/2407.20503, 2024.
- [2] T. Aksu, C. Liu, A. Saha, S. Tan, C. Xiong, and D. Sahoo. Xforecast: Evaluating natural language explanations for time series forecasting. *arXiv preprint*, abs/2410.14180, 2024.
- [3] A. F. Ansari, L. Stella, C. Turkmen, X. Zhang, P. Mercado, H. Shen, O. Shchur, S. S. Rangapuram, S. P. Arango, S. Kapoor, J. Zschiegner, D. C. Maddix, H. Wang, M. W. Mahoney, K. Torkkola, A. G. Wilson, M. Bohlke-Schneider, and Y. Wang. Chronos: Learning the language of time series. *arXiv preprint*, abs/2403.07815, 2024.
- [4] F. Bellos and N. H. N. nd Jason J. Corso. Vitro: Vocabulary inversion for time-series representation optimization. *arXiv preprint*, abs/2412.17921, 2024.
- [5] G. Bhatia, E. M. B. Nagoudi, H. Cavusoglu, and M. Abdul-Mageed. Fintral: A family of gpt-4 level multimodal financial large language models. *arXiv preprint*, abs/2402.10986, 2024.
- [6] Y. Bian, X. Ju, J. Li, Z. Xu, D. Cheng, and Q. Xu. Multi-patch prediction: Adapting language models for time series representation learning. In *ICML*, 2024.
- [7] Y. Cai, M. Goswami, A. Choudhry, A. Srinivasan, and A. Dubrawski. Jolt: Jointly learned representations of language and time- series. In *NeurIPS*, 2023.
- [8] Y. Cai, A. Choudhry, M. Goswami, and A. Dubrawski. Timeseriesexam: A time series understanding exam. *arXiv preprint*, abs/2410.14752, 2024.
- [9] D. Cao, F. Jia, S. Ö. Arik, T. Pfister, Y. Zheng, W. Ye, and Y. Liu. TEMPO: prompt-based generative pre-trained transformer for time series forecasting. In *ICLR*, 2024.
- [10] E. Carson, X. Chen, and C. Kang. Llm-abba: Understanding time series via symbolic approximation. *arXiv preprint*, abs/2411.18506, 2024.
- [11] N. Chan, F. Parker, W. Bennett, T. Wu, M. Y. Jia, et al. Medtsllm: Leveraging llms for multimodal medical time series analysis. *arXiv preprint*, abs/2408.07773, 2024.
- [12] C. Chang, W. Peng, and T. Chen. LLM4TS: two-stage fine-tuning for time-series forecasting with pre-trained llms. *arXiv preprint*, abs/2308.08469, 2023.
- [13] C. Chen, G. Oliveira, H. S. Noghabi, and T. Sylvain. Llm-ts integrator: Integrating llm for enhanced time series modeling. *arXiv preprint*, abs/2410.16489, 2024.
- [14] M. Chen, L. Shen, Z. Li, X. J. Wang, J. Sun, and C. Liu. Visionts: Visual masked autoencoders are free-lunch zero-shot time series forecasters. *arXiv preprint*, abs/2408.17253, 2024.
- [15] Y. Chen, Z. Li, C. Yang, X. Wang, and G. Xu. Large language models are few-shot multivariate time series classifiers. *arXiv preprint*, abs/2502.00059, 2025.
- [16] M. Cheng, Y. Chen, Q. Liu, Z. Liu, and Y. Luo. Advancing time series classification with multimodal language modeling. *arXiv preprint*, abs/2403.12371, 2024.
- [17] M. Cheng, X. Tao, Q. Liu, H. Zhang, et al. Cross-domain pre-training with language models for transferable time series representations. *arXiv preprint*, abs/2403.12372, 2024.
- [18] J. Cosentino, A. Belyaeva, X. Liu, et al. Towards a personal health large language model. *arXiv preprint*, abs/2406.06474, 2024.
- [19] DeepSeek-AI, D. Guo, et al. Deepseek-r1: Incentivizing reasoning capability in llms via reinforcement learning. *arXiv preprint*, abs/2501.12948, 2025.

- [20] J. Devlin, M. Chang, K. Lee, et al. BERT: pre-training of deep bidirectional transformers for language understanding. In *NAACL-HLT*, pages 4171–4186, 2019.
- [21] Y. Ding, S. Jia, T. Ma, B. Mao, X. Zhou, L. Li, and D. Han. Integrating stock features and global information via large language models for enhanced stock return prediction. *arXiv preprint*, abs/2310.05627, 2023.
- [22] Z. Dong, X. Fan, and Z. Peng. Fnspid: A comprehensive financial news dataset in time series. *arXiv preprint*, abs/2402.06698, 2024.
- [23] Y. Duan, C. Chau, Z. Wang, Y. Wang, and C. Lin. Dewave: Discrete encoding of EEG waves for EEG to text translation. In *NeurIPS*, 2023.
- [24] A. Ermschaus, P. Schäfer, and U. Leser. Raising the class of streaming time series segmentation. *Proc. VLDB Endow.*, 17(8):1953–1966, 2024.
- [25] J. Feng, Y. Du, T. Liu, S. Guo, Y. Lin, and Y. Li. Citygpt: Empowering urban spatial cognition of large language models. *arXiv preprint*, abs/2406.13948, 2024.
- [26] Y. Ge, J. Li, Y. Zhao, H. Wen, Z. Li, M. Qiu, H. Li, M. Jin, and S. Pan. T2s: High-resolution time series generation with text-to-series diffusion models. In *IJCAI*, 2025.
- [27] K. Grauman, A. Westbury, E. Byrne, Z. Chavis, A. Furnari, R. Girdhar, et al. Ego4d: Around the world in 3,000 hours of egocentric video. In *CVPR*, pages 18995–19012, 2022.
- [28] N. Gruver, M. Finzi, S. Qiu, and A. G. Wilson. Large language models are zero-shot time series forecasters. In *NeurIPS*, 2023.
- [29] Y. Gu, Y. Xiong, J. Mace, Y. Jiang, et al. Argos: Agentic time-series anomaly detection with autonomous rule generation via large language models. *arXiv preprint*, abs/2501.14170, 2025.
- [30] C. Han, Q. Wang, H. Peng, W. Xiong, Y. Chen, H. Ji, and S. Wang. Lm-infinite: Zero-shot extreme length generalization for large language models. In *NAACL*, pages 3991–4008, 2024.
- [31] X. Hao, Y. Chen, C. Yang, Z. Du, C. Ma, C. Wu, and X. Meng. From chaos to clarity: Time series anomaly detection in astronomical observations. In *ICDE*, pages 570–583, 2024.
- [32] N. Hollenstein, M. Troendle, C. Zhang, and N. Langer. Zuco 2.0: A dataset of physiological recordings during natural reading and annotation. *arXiv preprint*, abs/1912.00903, 2019.
- [33] E. J. Hu, Y. Shen, P. Wallis, Z. Allen-Zhu, Y. Li, S. Wang, L. Wang, and W. Chen. Lora: Low-rank adaptation of large language models. In *ICLR*, 2022.
- [34] Y. Hu, Q. Li, D. Zhang, J. Yan, and Y. Chen. Context-alignment: Activating and enhancing llm capabilities in time series. *arXiv preprint*, abs/2501.03747, 2025.
- [35] Q. Huang, Z. Zhou, K. Yang, G. Lin, Z. Yi, and Y. Wang. Leret: Language-empowered retentive network for time series forecasting. In *IJCAI*, pages 4165–4173, 2024.
- [36] A. Ito, K. Dohi, et al. Clasp: Learning concepts for time-series signals from natural language supervision. *arXiv preprint*, abs/2411.08397, 2025.
- [37] F. Jia, K. Wang, Y. Zheng, D. Cao, and Y. Liu. GPT4MTS: prompt-based large language model for multimodal time-series forecasting. In *AAAI*, pages 23343–23351, 2024.
- [38] Y. Jiang, Z. Pan, X. Zhang, S. Garg, A. Schneider, Y. Nevmyvaka, and D. Song. Empowering time series analysis with large language models: A survey. In *IJCAI*, pages 8095–8103, 2024.
- [39] Y. Jiang, W. Yu, G. Lee, D. Song, K. Shin, W. Cheng, Y. Liu, and H. Chen. Explainable multi-modal time series prediction with llm-in-the-loop. *arXiv preprint*, abs/2503.01013, 2025.
- [40] M. Jin, Q. Wen, Y. Liang, C. Zhang, S. Xue, X. Wang, J. Zhang, Y. Wang, H. Chen, X. Li, S. Pan, V. S. Tseng, Y. Zheng, L. Chen, and H. Xiong. Large models for time series and spatio-temporal data: A survey and outlook. *arXiv preprint*, abs/2310.10196, 2023.
- [41] M. Jin, H. Tang, C. Zhang, Q. Yu, C. Liu, S. Zhu, et al. Time series forecasting with llms: Understanding and enhancing model capabilities. *arXiv preprint*, abs/2402.10835, 2024.
- [42] M. Jin, S. Wang, L. Ma, Z. Chu, J. Y. Zhang, X. Shi, P. Chen, Y. Liang, Y. Li, et al. Time-llm: Time series forecasting by reprogramming large language models. In *ICLR*, 2024.
- [43] M. Jin, Y. Zhang, W. Chen, K. Zhang, Y. Liang, B. Yang, et al. Position: What can large language models tell us about time series analysis. *arXiv preprint*, abs/2402.02713, 2024.

- [44] Y. Kong, Y. Yang, Y. Hwang, W. Du, S. Zohren, Z. Wang, M. Jin, and Q. Wen. Time-mqa: Time series multi-task question answering with context enhancement. *arXiv preprint*, abs/2503.01875, 2025.
- [45] Y. Kong, Y. Yang, S. Wang, et al. Position: Empowering time series reasoning with multimodal llms. *arXiv preprint*, abs/2502.01477, 2025.
- [46] G. Lee, W. Yu, K. Shin, W. Cheng, and H. Chen. Timecap: Learning to contextualize, augment, and predict time series events with large language model agents. *arXiv preprint*, abs/2502.11418, 2025.
- [47] H. Li, X. Chen, C. Zhang, S. F. Quan, W. D. S. Killgore, S.-F. Wung, C. X. Chen, G. Yuan, J. Lu, and A. Li. Enhancing visual inspection capability of multi-modal large language models on medical time series with supportive conformalized and interpretable small specialized models. *arXiv preprint*, abs/2501.16215, 2025.
- [48] J. Li, C. Liu, S. Cheng, R. Arcucci, and S. Hong. Frozen language model helps ecg zero-shot learning. In *Medical Imaging with Deep Learning*, pages 402–415, 2024.
- [49] S. Li, W. Yang, P. Zhang, X. Xiao, D. Cao, Y. Qin, X. Zhang, Y. Zhao, and P. Bogdan. Climatellm: Efficient weather forecasting via frequency-aware large language models. *arXiv preprint*, abs/2502.11059, 2025.
- [50] Z. Li, S. Li, and X. Yan. Time series as images: Vision transformer for irregularly sampled time series. In *NeurIPS*, volume 36, pages 49187–49204, 2023.
- [51] Z. Li, S. Deldari, L. Chen, et al. Sensorllm: Aligning large language models with motion sensors for human activity recognition. *arXiv preprint*, abs/2410.10624, 2024.
- [52] Z. Li, L. Xia, J. Tang, Y. Xu, L. Shi, L. Xia, D. Yin, and C. Huang. Urbangpt: Spatio-temporal large language models. *arXiv preprint*, abs/2403.00813, 2024.
- [53] Z. Li, X. Lin, Z. Liu, J. Zou, Z. Wu, et al. Language in the flow of time: Time-series-paired texts weaved into a unified temporal narrative. *arXiv preprint*, abs/2502.08942, 2025.
- [54] Y. Liang, H. Wen, Y. Nie, Y. Jiang, M. Jin, D. Song, S. Pan, and Q. Wen. Foundation models for time series analysis: A tutorial and survey. In *SIGKDD*, pages 6555–6565, 2024.
- [55] Y. Liang, H. Wen, Y. Xia, M. Jin, B. Yang, F. Salim, Q. Wen, S. Pan, and G. Cong. Foundation models for spatio-temporal data science: A tutorial and survey. In *SIGKDD*, 2025.
- [56] M. Lin, Z. Chen, Y. Liu, X. Zhao, Z. Wu, J. Wang, X. Zhang, S. Wang, and H. Chen. Decoding time series with llms: A multi-agent framework for cross-domain annotation. *arXiv preprint*, abs/2410.17462, 2025.
- [57] C. Liu, S. He, Q. Zhou, S. Li, and W. Meng. Large language model guided knowledge distillation for time series anomaly detection. *arXiv preprint*, abs/2401.15123, 2024.
- [58] C. Liu, Z. Wan, S. Cheng, et al. ETP: learning transferable ecg representations via ecg-text pre-training. In *ICASSP*, pages 8230–8234, 2024.
- [59] C. Liu, Q. Xu, H. Miao, S. Yang, L. Zhang, C. Long, et al. Timecma: Towards llm-empowered time series forecasting via cross-modality alignment. *arXiv preprint*, abs/2406.01638, 2024.
- [60] C. Liu, S. Yang, Q. Xu, Z. Li, C. Long, et al. Spatial-temporal large language model for traffic prediction. *arXiv preprint*, abs/2401.10134, 2024.
- [61] C. Liu, H. Miao, Q. Xu, S. Zhou, C. Long, Y. Zhao, Z. Li, and R. Zhao. Efficient multivariate time series forecasting via calibrated language models with privileged knowledge distillation. *arXiv preprint*, abs/2505.02138, 2025.
- [62] C. Liu, S. Zhou, Q. Xu, et al. Towards cross-modality modeling for time series analytics: A survey in the llm era. *arXiv preprint*, abs/2505.02583, 2025.
- [63] H. Liu, S. Xu, Z. Zhao, L. Kong, H. Kamarthi, et al. Time-mmd: Multi-domain multimodal dataset for time series analysis. *NeurIPS Datasets and Benchmarks Track*, 2024.
- [64] H. Liu, Z. Zhao, J. Wang, et al. Lstprompt: Large language models as zero-shot time series forecasters by long-short-term prompting. *arXiv preprint*, abs/2402.16132, 2024.
- [65] H. Liu, H. Kamarthi, Z. Zhao, S. Xu, S. Wang, Q. Wen, T. Hartvigsen, F. Wang, and B. A. Prakash. How can time series analysis benefit from multiple modalities? A survey and outlook. *arXiv preprint*, abs/2503.11835, 2025.

- [66] H. Liu, C. Liu, and B. A. Prakash. A picture is worth a thousand numbers: Enabling llms reason about time series via visualization. *arXiv preprint*, abs/2411.06018, 2025.
- [67] H. Liu, S. Xu, Z. Zhao, L. Kong, H. Kamarthi, A. B. Sasanur, M. Sharma, J. Cui, Q. Wen, C. Zhang, and B. A. Prakash. Time-mmd: Multi-domain multimodal dataset for time series analysis. *arXiv preprint*, abs/2406.08627, 2025.
- [68] J. Liu, C. Zhang, J. Qian, M. Ma, S. Qin, C. Bansal, Q. Lin, S. Rajmohan, and D. Zhang. Large language models can deliver accurate and interpretable time series anomaly detection. *arXiv preprint*, abs/2405.15370, 2024.
- [69] P. Liu, H. Guo, T. Dai, N. Li, J. Bao, X. Ren, Y. Jiang, and S.-T. Xia. Calf: Aligning llms for time series forecasting via cross-modal fine-tuning. *arXiv preprint*, abs/2403.07300, 2024.
- [70] X. Liu, J. Hu, Y. Li, et al. Unitime: A language-empowered unified model for cross-domain time series forecasting. *arXiv preprint*, abs/2310.09751, 2023.
- [71] X. Liu, D. McDuff, G. Kovacs, I. Galatzer-Levy, J. Sunshine, J. Zhan, M.-Z. Poh, S. Liao, P. Di Achille, and S. Patel. Large language models are few-shot health learners. *arXiv preprint*, abs/2305.15525, 2023.
- [72] Y. Liu, T. Hu, H. Zhang, et al. itransformer: Inverted transformers are effective for time series forecasting. In *ICLR*, 2024.
- [73] Y. Liu, G. Qin, X. Huang, et al. Autotimes: Autoregressive time series forecasters via large language models. *arXiv preprint*, abs/2402.02370, 2024.
- [74] Z. Liu and R. Jia. Llm4fts: Enhancing large language models for financial time series prediction. *arXiv preprint*, abs/2505.02880, 2025.
- [75] A. Lopez-Lira and Y. Tang. Can chatgpt forecast stock price movements? return predictability and large language models. *arXiv preprint*, abs/2304.07619, 2023.
- [76] Q. Ma, Z. Liu, Z. Zheng, Z. Huang, S. Zhu, Z. Yu, and J. T. Kwok. A survey on time-series pre-trained models. *TKDE*, 36(12):7536–7555, 2024.
- [77] Y. Nie, N. H. Nguyen, P. Sinthong, and J. Kalagnanam. A time series is worth 64 words: Long-term forecasting with transformers. In *ICLR*, 2023.
- [78] P. Niu, T. Zhou, X. Wang, L. Sun, and R. Jin. Understanding the role of textual prompts in llm for time series forecasting: an adapter view. *arXiv preprint*, abs/2311.14782, 2024.
- [79] J. Oh, G. Lee, S. Bae, et al. Ecg-qa: A comprehensive question answering dataset combined with electrocardiogram. *NeurIPS*, 36, 2024.
- [80] OpenAI. GPT-4 technical report. *arXiv preprint*, abs/2303.08774, 2023.
- [81] Z. Pan, Y. Jiang, S. Garg, A. Schneider, Y. Nevmyvaka, and D. Song. S2IP-LLM: semantic space informed prompt learning with LLM for time series forecasting. In *ICML*, 2024.
- [82] J. Qiu, W. Han, J. Zhu, M. Xu, D. Weber, B. Li, and D. Zhao. Can brain signals reveal inner alignment with human languages? In *EMNLP*, pages 1789–1804, 2023.
- [83] J. Qiu, W. Han, J. Zhu, et al. Transfer knowledge from natural language to electrocardiography: Can we detect cardiovascular disease through language models? *arXiv preprint*, abs/2301.09017, 2023.
- [84] A. Radford, J. Wu, R. Child, D. Luan, D. Amodei, I. Sutskever, et al. Language models are unsupervised multitask learners. *OpenAI blog*, 1(8):9, 2019.
- [85] C. Raffel, N. Shazeer, A. Roberts, K. Lee, S. Narang, M. Matena, Y. Zhou, W. Li, and P. J. Liu. Exploring the limits of transfer learning with a unified text-to-text transformer. *J. Mach. Learn. Res.*, 21:140:1–140:67, 2020.
- [86] Y. Ren, Y. Chen, S. Liu, B. Wang, et al. Tpllm: A traffic prediction framework based on pretrained large language models. *arXiv preprint*, abs/2403.02221, 2024.
- [87] M. Schrimpf, I. A. Blank, G. Tuckute, et al. The neural architecture of language: Integrative modeling converges on predictive processing. *Proceedings of the National Academy of Sciences*, 118(45):e2105646118, 2021.
- [88] W. Shen, C. Li, F. Wan, S. Liao, S. Lai, B. Zhang, Y. Shi, Y. Wu, G. Fu, Z. Li, B. Yang, J. Zhang, F. Huang, J. Zhou, and M. Yan. Qwenlong-cprs: Towards ∞ -llms with dynamic context optimization. *arXiv preprint*, abs/2505.18092, 2025.

- [89] X. Shi, S. Xue, K. Wang, F. Zhou, J. Y. Zhang, J. Zhou, et al. Language models can improve event prediction by few-shot abductive reasoning. *arXiv preprint*, abs/2305.16646, 2023.
- [90] X. Shi, S. Wang, Y. Nie, D. Li, Z. Ye, Q. Wen, and M. Jin. Time-moe: Billion-scale time series foundation models with mixture of experts. *arXiv preprint*, abs/2409.16040, 2024.
- [91] C. Sun, H. Li, Y. Li, and S. Hong. TEST: text prototype aligned embedding to activate llm’s ability for time series. In *ICLR*, 2024.
- [92] F. Tang and Y. Ding. Are large language models useful for time series data analysis? *arXiv preprint*, abs/2412.12219, 2024.
- [93] W. Tao, X. Qu, K. Lu, J. Wan, G. Li, and J. Wang. Madllm: Multivariate anomaly detection via pre-trained llms. *arXiv preprint*, abs/2504.09504, 2025.
- [94] X. Tao, T. Pan, M. Cheng, and Y. Luo. Hierarchical multimodal llms with semantic space alignment for enhanced time series classification. *arXiv preprint*, abs/2410.18686, 2024.
- [95] M. Trabelsi, A. Boyd, J. Cao, and H. Uzunalioglu. Time series language model for descriptive caption generation. *arXiv preprint*, abs/2501.01832, 2025.
- [96] A. Vaswani, N. Shazeer, N. Parmar, J. Uszkoreit, L. Jones, A. N. Gomez, L. Kaiser, and I. Polosukhin. Attention is all you need. In *NeurIPS*, pages 5998–6008, 2017.
- [97] P. Wagner, N. Strodthoff, R.-D. Bousseljot, D. Kreiseler, F. I. Lunze, et al. Ptb-xl, a large publicly available electrocardiography dataset. *Scientific data*, 7(1):1–15, 2020.
- [98] C. Wang, Q. Qi, J. Wang, H. Sun, Z. Zhuang, et al. Chattime: A unified multimodal time series foundation model bridging numerical and textual data. *arXiv preprint*, abs/2412.11376, 2024.
- [99] J. Wang, M. Cheng, and Q. Liu. Can slow-thinking llms reason over time? empirical studies in time series forecasting. *arXiv preprint*, abs/2505.24511, 2025.
- [100] J. Wang, M. Cheng, Q. Mao, Y. Zhou, F. Xu, and X. Li. Tabletime: Reformulating time series classification as training-free table understanding with large language models. *arXiv preprint*, abs/2411.15737, 2025.
- [101] L. Wang, C. Ma, X. Feng, Z. Zhang, H. Yang, J. Zhang, Z. Chen, J. Tang, X. Chen, Y. Lin, et al. A survey on large language model based autonomous agents. *Frontiers of Computer Science*, 18(6), Mar. 2024. ISSN 2095-2236. doi: 10.1007/s11704-024-40231-1.
- [102] P. Wang, H. Zheng, S. Dai, W. Yue, et al. Ts-tcd: Triplet-level cross-modal distillation for time-series forecasting using large language models. *arXiv preprint*, abs/2409.14978, 2024.
- [103] P. Wang, H. Zheng, Q. Xu, S. Dai, Y. Wang, W. Yue, W. Zhu, T. Qian, and X. Wang. Ts-htfa: Advancing time series forecasting via hierarchical text-free alignment with large language models. *arXiv preprint*, abs/2409.14978, 2025.
- [104] Y. Wang, R. Jin, M. Wu, et al. K-link: Knowledge-link graph from llms for enhanced representation learning in multivariate time-series data. *arXiv preprint*, abs/2403.03645, 2024.
- [105] Q. Wen, L. Sun, F. Yang, X. Song, J. Gao, X. Wang, and H. Xu. Time series data augmentation for deep learning: A survey. In *IJCAI*, pages 4653–4660, 2021.
- [106] Q. Wen, T. Zhou, C. Zhang, W. Chen, Z. Ma, J. Yan, and L. Sun. Transformers in time series: A survey. In *IJCAI*, pages 6778–6786, 2023.
- [107] A. R. Williams, A. Ashok, É. Marcotte, V. Zantedeschi, J. Subramanian, R. Riachi, J. Requeima, A. Lacoste, I. Rish, N. Chapados, et al. Context is key: A benchmark for forecasting with essential textual information. *arXiv preprint*, abs/2410.18959, 2024.
- [108] S. Wu, O. Irsoy, S. Lu, V. Dabrovolski, M. Dredze, S. Gehrmann, P. Kambadur, et al. Bloomberggpt: A large language model for finance. *arXiv preprint*, abs/2303.17564, 2023.
- [109] C. Xiao, P. Zhang, X. Han, G. Xiao, Y. Lin, Z. Zhang, Z. Liu, and M. Sun. Inllm: Training-free long-context extrapolation for llms with an efficient context memory. In *NeurIPS*, 2024.
- [110] G. Xiao, Y. Tian, B. Chen, S. Han, and M. Lewis. Efficient streaming language models with attention sinks. In *ICLR*, 2024.
- [111] Q. Xie, W. Han, X. Zhang, et al. Pixiu: A large language model, instruction data and evaluation benchmark for finance. *arXiv preprint*, abs/2306.05443, 2023.

- [112] Z. Xie, Z. Li, X. He, L. Xu, X. Wen, et al. Chatts: Aligning time series with llms via synthetic data for enhanced understanding and reasoning. *arXiv preprint*, abs/2412.03104, 2024.
- [113] T. Xing, L. Garcia, F. Cerutti, L. Kaplan, A. Preece, and M. Srivastava. Deepsga: Understanding sensor data via question answering. In *IoTDI*, pages 106–118, 2021.
- [114] Y. Xu and S. B. Cohen. Stock movement prediction from tweets and historical prices. In *ACL*, pages 1970–1979, 2018.
- [115] H. Xue and F. D. Salim. Promptcast: A new prompt-based learning paradigm for time series forecasting. *TKDE*, 36(11):6851–6864, 2024.
- [116] Y. Yao, Z. Li, and H. Zhao. Sirllm: Streaming infinite retentive LLM. In *ACL*, pages 2611–2624, 2024.
- [117] J. Ye, W. Zhang, K. Yi, Y. Yu, Z. Li, et al. A survey of time series foundation models: Generalizing time series representation with large language model. *arXiv preprint*, 2024.
- [118] J. Ye, W. Zhang, Z. Li, J. Li, M. Zhao, and F. Tsung. Medualtime: A dual-adapter language model for medical time series-text multimodal learning. *arXiv preprint*, abs/2406.06620, 2025.
- [119] S. Yin, C. Fu, S. Zhao, K. Li, X. Sun, T. Xu, and E. Chen. A survey on multimodal large language models. *National Science Review*, pages 405–409, 2024.
- [120] X. Yu, L. Hu, B. Reichman, D. Chu, R. Chandrupatla, X. Zhang, L. Heck, and T. Rosing. Sensorchat: Answering qualitative and quantitative questions during long-term multimodal sensor interactions. *arXiv preprint*, abs/2502.02883, 2025.
- [121] B. Zhang, H. Yang, and X. Liu. Instruct-fingpt: Financial sentiment analysis by instruction tuning of general-purpose large language models. *arXiv preprint*, abs/2306.12659, 2023.
- [122] J. Zhang, W. Zhu, and J. Gao. Adapting large language models for time series modeling via a novel parameter-efficient adaptation method. *arXiv preprint*, abs/2502.13725, 2025.
- [123] L. Zhang, L. Shen, Y. Zheng, S. Piao, Z. Li, and F. Tsung. Lemole: Llm-enhanced mixture of linear experts for time series forecasting. *arXiv preprint*, abs/2412.00053, 2024.
- [124] X. Zhang, R. R. Chowdhury, J. Zhang, et al. Unleashing the power of shared label structures for human activity recognition. In *CIKM*, pages 3340–3350, 2023.
- [125] X. Zhang, R. R. Chowdhury, R. K. Gupta, and J. Shang. Large language models for time series: A survey. In *IJCAI*, pages 8335–8343, 2024.
- [126] Y. Zhang, Y. Zhang, M. Zheng, K. Chen, C. Gao, R. Ge, S. Teng, A. Jelloul, J. Rao, X. Guo, C.-W. Fang, Z. Zheng, and J. Yang. Insight miner: A large-scale multimodal model for insight mining from time series. *NeurIPS AI for Science Workshop*, 2023.
- [127] Y. Zhao, J. Kang, T. Zhang, P. Han, and T. Chen. Ecg-chat: A large ecg-language model for cardiac disease diagnosis. *arXiv preprint*, abs/2408.08849, 2025.
- [128] Z. Zhao, C. Shen, H. Tong, D. Song, Z. Deng, Q. Wen, and J. Ni. From images to signals: Are large vision models useful for time series analysis? *arXiv preprint*, abs/2505.24030, 2025.
- [129] L. N. Zheng, C. G. Dong, W. E. Zhang, L. Yue, et al. Revisited large language model for time series analysis through modality alignment. *arXiv preprint*, abs/2410.12326, 2024.
- [130] S. Zhong, W. Ruan, M. Jin, et al. Time-vlm: Exploring multimodal vision-language models for augmented time series forecasting. *arXiv preprint*, abs/2502.04395, 2025.
- [131] T. Zhou, P. Niu, X. Wang, L. Sun, and R. Jin. One fits all: Power general time series analysis by pretrained lm. In *NeurIPS*, 2023.
- [132] X. Zhou, Q. Jia, Y. Hu, et al. Geng: An llm-based generic time series data generation approach for edge intelligence via cross-domain collaboration. In *INFOCOM*, pages 1–6, 2024.
- [133] Y. Zhou, J. Yang, H. Zou, and L. Xie. Tent: Connect language models with iot sensors for zero-shot activity recognition. *arXiv preprint*, abs/2311.08245, 2023.
- [134] Z. Zhou and R. Yu. Can llms understand time series anomalies? *arXiv preprint*, abs/2410.05440, 2025.
- [135] Y. Zhu, C. Ren, S. Xie, S. Liu, et al. Realm: Rag-driven enhancement of multimodal electronic health records analysis via large language models. *arXiv preprint*, abs/2402.07016, 2024.
- [136] J. Zhuang, L. Yan, Z. Zhang, R. Wang, et al. See it, think it, sorted: Large multimodal models are few-shot time series anomaly analyzers. *arXiv preprint*, abs/2411.02465, 2024.

Table 1: Summary of datasets used in related works on alignment between time series data and LLMs.

| Dataset | Statistic | Domain | Characteristic | Representation |
|---------------------------------|--|---------------------|---|-----------------------|
| ECG-QA ³ [79] | 70 question templates, 16,054 samples, 10s timeframe | Medical | Multivariate, stationarity, noise, trend | Text (Number) |
| PTB-XL ⁴ [111] | 60h data, 71 statements, 10s timeframe | | Multivariate, noise | Number +Table |
| JoLT [7] | 21,837 ECG records, 18,885 patients, 14,605 samples, 10s timeframe | | Multivariate, stationarity, trend, noise | Number +Text |
| Zuco 2.0 ⁵ [32] | 739 physiological recordings, 1.67-3h timeframe, 18 participants eye tracking and EEG data | | Multivariate, noise | Number +Text |
| PIXIU ⁶ [111] | 136,609 samples, 9 datasets, 1989-1996 timeframe | Financial | Multivariate, trend, noise | Number+ Text+Table |
| StockNet ⁷ [114] | 88 stocks, 26,614 samples, 2014-2016 timeframe | | Multivariate, noise, trend | Number +Text |
| Finst ⁸ [22] | 4,775 companies, 15.7M news articles, 29.7M stock data, 1999-2023 timeframe | | Multivariate, periodicity, trend, noise | Text (Number) |
| Ego4D ⁹ [27] | 9 different countries, 931 wearers, 3.85M narrations, 3,670h video | Spatio- temporal | Multivariate, stationarity, periodic, noise | Video +Audio |
| DeepSQA ¹⁰ [113] | 1K contexts, 91K questions, 25h timeframe | | Multivariate, noise, trends, periodicity | Text (Number) |
| TS-Insights ¹¹ [126] | 100,000 samples, 20 forecasting datasets | General | Multivariate, trend, seasonality | Number+ Text+Image |
| TimeMMD ¹² [63] | 496 samples, 1950-2024.5 timeframe, 1980-2024.5 text timeframe | | Multivariate, stationarity, trends | Text +Number |
| CiK ¹³ [107] | 71 tasks, 2,644 time series, a few days to a few years timeframe | | Univariate, multivariate, stationarity, trend, noise, periodicity | Number +Text |

A Dataset Review

We analyze the publicly available datasets of time-series LLMs, and provide a summary of the dataset, statistics, domain, characteristic, and representation for each category in Table 1. Below, we offer brief descriptions of each dataset: (1) *ECG-QA*: An expert-curated clinical QA dataset for ECG-specific models [79]. (2) *PTB-XL*: A large-scale dataset of ECG recordings with cardiologist annotations for diagnostic tasks [97]. (3) *JoLT*: A paired dataset of ECG signals and interpretations for summarization and QA [7]. (4) *ZuCo 2.0*: A dataset of EEG and eye-tracking recordings during reading tasks for cognitive modeling [32]. (5) *PiXiU*: A financial instruction-tuning dataset for sentiment analysis and recommendation tasks [111]. (6) *StockNet*: A multimodal stock dataset combining prices, news, and social signals [114]. (7) *Finst*: A large-scale financial news corpus with sentiment labels for market analysis [22]. (8) *Ego4D*: A first-person video and sensor dataset for human activity modeling [27]. (9) *DeepSQA*: A sensor-based QA dataset for reasoning in smart environments [113]. (10) *TS-Insights*: A cross-domain time-series dataset aligned with language embeddings [126]. (11) *Time-MMD*: A multimodal time-series and textual description dataset spanning nine domains. (12) *CiK*: A context-aware dataset with textual constraints for hybrid modeling [107].

³<https://github.com/Jwoos/ecg-qa>

⁴<https://physionet.org/content/ptb-xl/1.0.3>

⁵<https://github.com/norahollenstein/zuco-benchmark>

⁶<https://github.com/chancefocus/PIXIU>

⁷<https://github.com/yumoxu/stocknet-dataset>

⁸<https://huggingface.co/datasets/Zihan1004/FNSPID>

⁹<https://ego4d-data.org>

¹⁰<https://github.com/nesl/DeepSQA>

¹¹<https://drive.google.com/drive/folders/1qGXigxE5GvmF1oLuGXaqLMkRgwoQfZ7V>

¹²<https://github.com/AdityaLab/Time-MMD>

¹³<https://github.com/ServiceNow/context-is-key-forecasting>

B Literature Review

We categorize the relevant literature, particularly those spanning multiple categories, based on the most significant performance improvements observed in ablation studies, as shown in Figure 8. For each work, a comprehensive taxonomy of method names is listed from the perspectives of *alignment paradigms* (e.g., *Injective Alignment*, *Bridging Alignment*, and *Internal Alignment*), domains primitive (e.g., medical, financial, spatio-temporal, and general), representations primitive (e.g., Number+Text, Number→Text), and characteristics primitive (e.g., correlation independence vs. correlation dependence). The Number→Text indicates that numeric representation is adapted into textual representation, while the Number+Text means that numeric and textual representations are not adapted to each other.

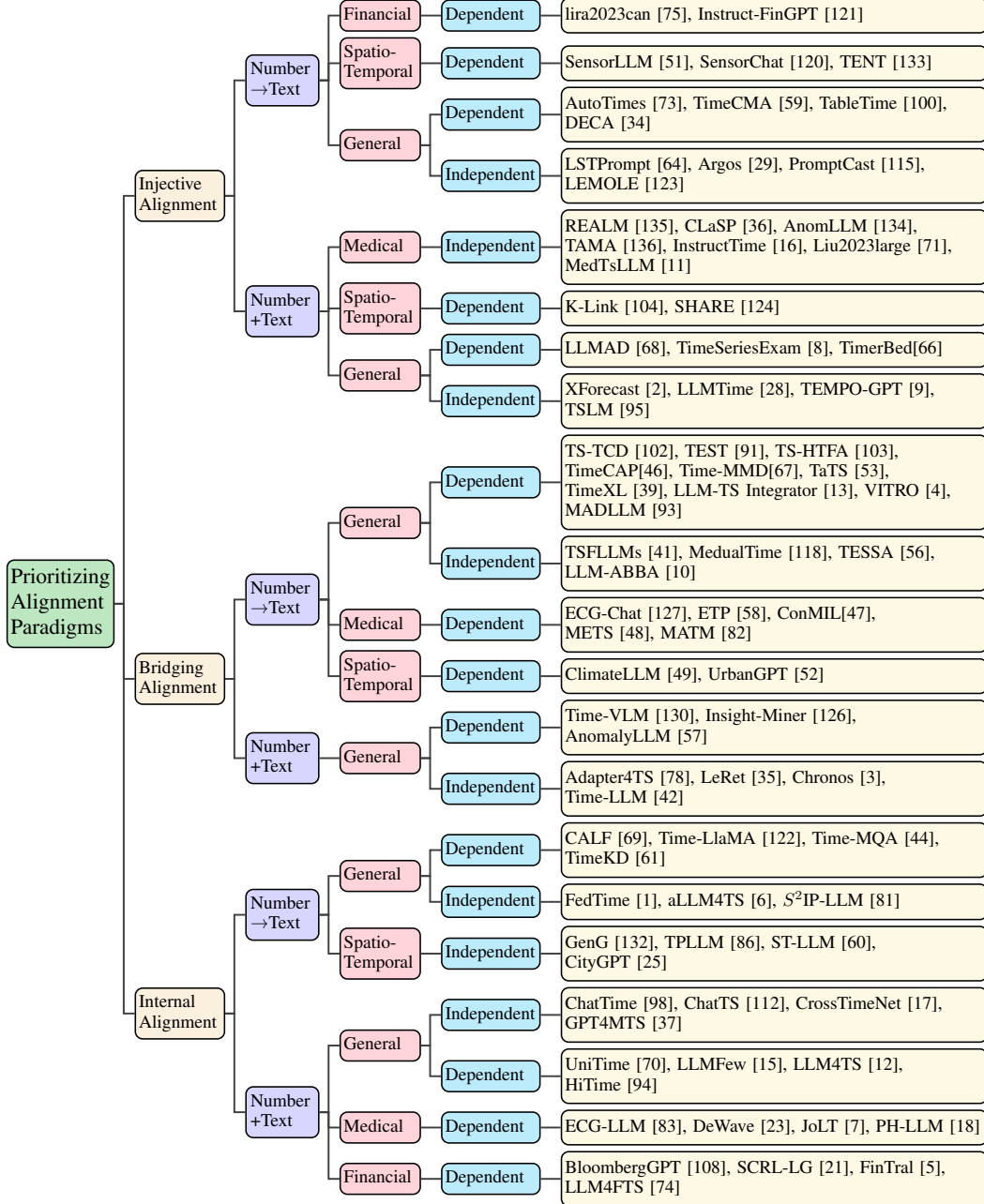


Figure 8: Literature taxonomy of prioritizing *alignment paradigms* over task-specific model customization in time-series LLMs.

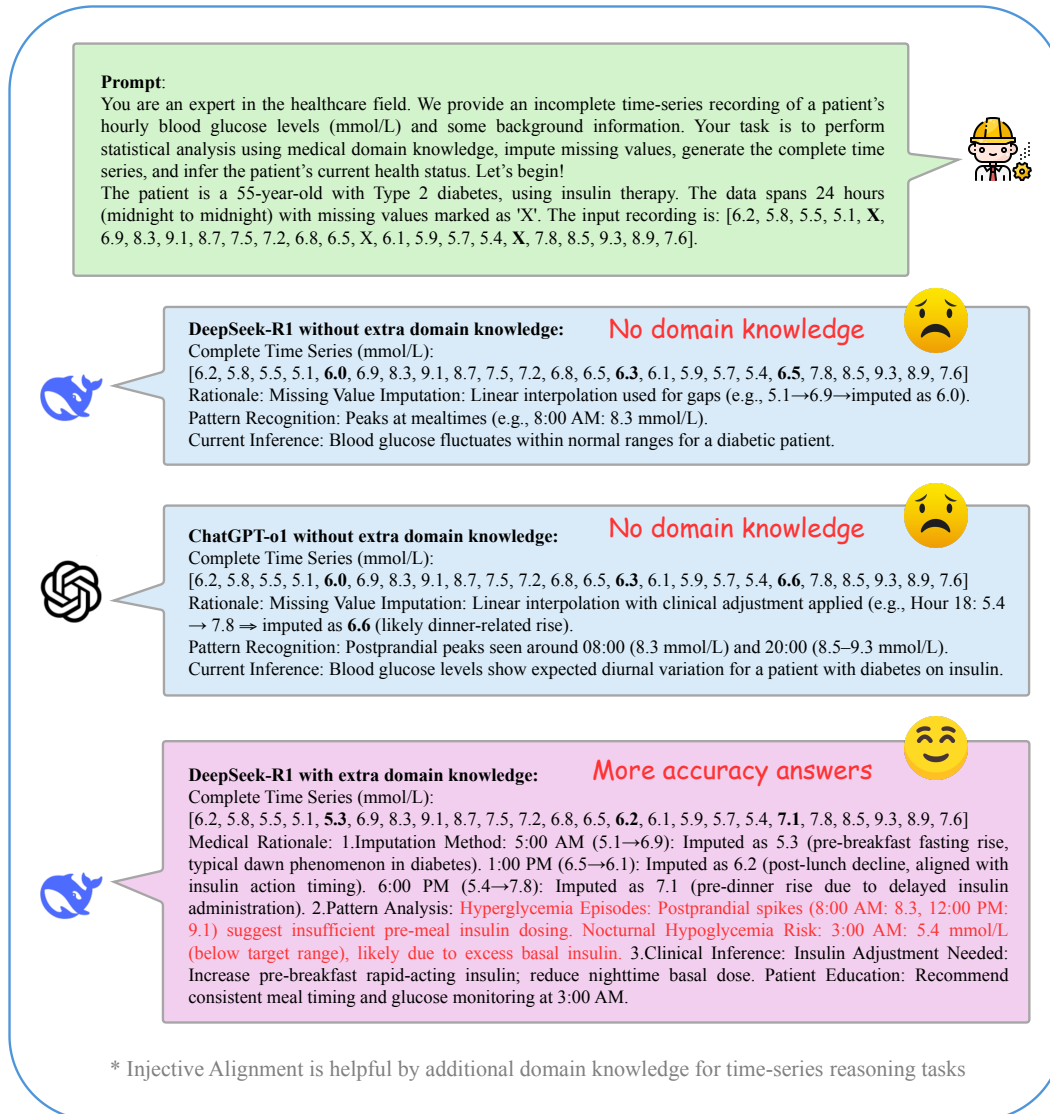


Figure 9: Human interaction with DeepSeek-R1 and ChatGPT-o1 using *Injective Alignment* in the medical domain.

Figure 9 presents an analysis of a 24-hour blood glucose trace from a 55-year-old patient with Type 2 diabetes undergoing insulin therapy, where missing hourly values are denoted as 'X'. Three model outputs are compared: (1) DeepSeek-R1 without medical knowledge, which applies basic linear interpolation and captures general postprandial peaks (e.g., 8:00 AM), but lacks clinical nuance; (2) ChatGPT-o1 without medical knowledge, which introduces minor adjustments (e.g., a pre-dinner rise), yet still offers limited insight into diabetic physiology; and (3) DeepSeek-R1 with medical knowledge, which incorporates domain-specific reasoning, including the dawn phenomenon, insulin pharmacodynamics, and meal timing, resulting in more physiologically plausible imputations (e.g., 5:00 AM: 5.3 mmol/L due to early-morning hepatic glucose release) and identification of key clinical risks (e.g., nocturnal hypoglycemia at 3:00 AM, postprandial hyperglycemia). This model further recommends actionable interventions, such as insulin dose adjustments and overnight monitoring. The results highlight that embedding medical knowledge significantly improves both the fidelity of time-series completion and the relevance of clinical decision support.

Figure 10 illustrates an hourly stock price time series from 12:00 PM to 4:00 PM, during which missing values (denoted as 'X') overlap with the company's Q3 earnings release. Three model outputs are compared: (1) DeepSeek-R1 without an imputation adapter, which applies linear interpolation,

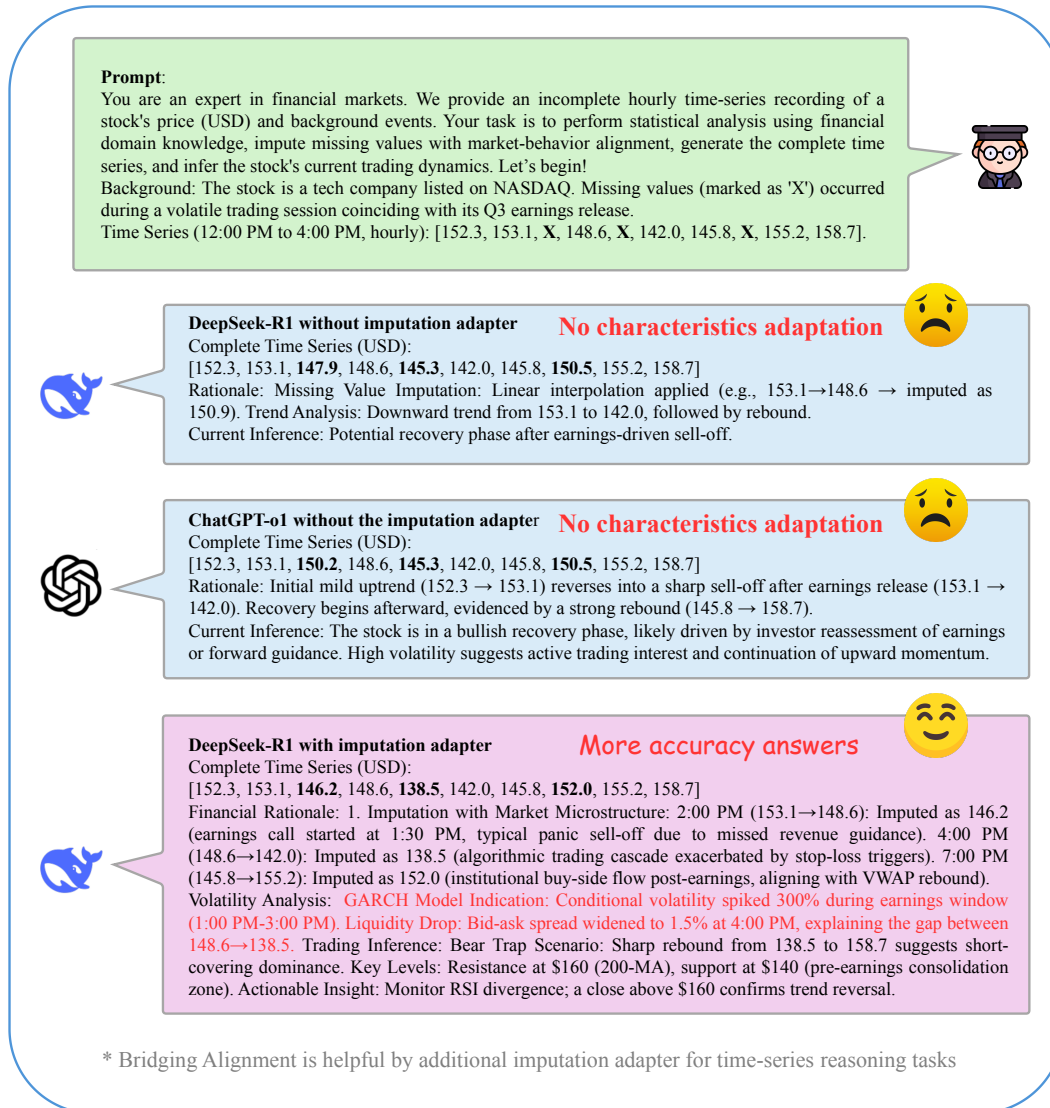


Figure 10: Human interaction with DeepSeek-R1 and ChatGPT-o1 by *Bridging Alignment* in the financial field.

capturing a broad downtrend followed by a modest rebound, suggesting tentative signs of recovery; (2) ChatGPT-o1 without an imputation adapter, which generates a more nuanced trajectory, capturing a sharp earnings-driven drop and a subsequent bullish reversal, likely reflecting investor reassessment of forward guidance and highlighting volatility and momentum-driven trading behavior; and (3) DeepSeek-R1 with an imputation adapter, which integrates financial domain knowledge, including market microstructure dynamics and volatility modeling. This version imputes prices consistent with realistic intraday behavior, such as post-earnings panic sell-offs and algorithmic stop-loss cascades, informed by GARCH-based volatility analysis and liquidity signals (e.g., widening bid-ask spreads). It further provides actionable insights, identifying a bear trap pattern, key resistance/support levels (160/140), and technical indicators such as RSI divergence. This comparison underscores that domain-aware imputation not only improves the plausibility of reconstructed price paths but also enhances interpretability for informed trading strategies.

Figure 11 compares imputation strategies for hourly CO₂ data collected from urban IoT sensors, highlighting the role of representation enhancement. The input sequence includes missing values at 11 AM, 2 PM, and 5 PM. The baseline DeepSeek-R1 model, without representation enhancement, uses linear interpolation and local averaging, preserving temporal smoothness. ChatGPT-o1, also

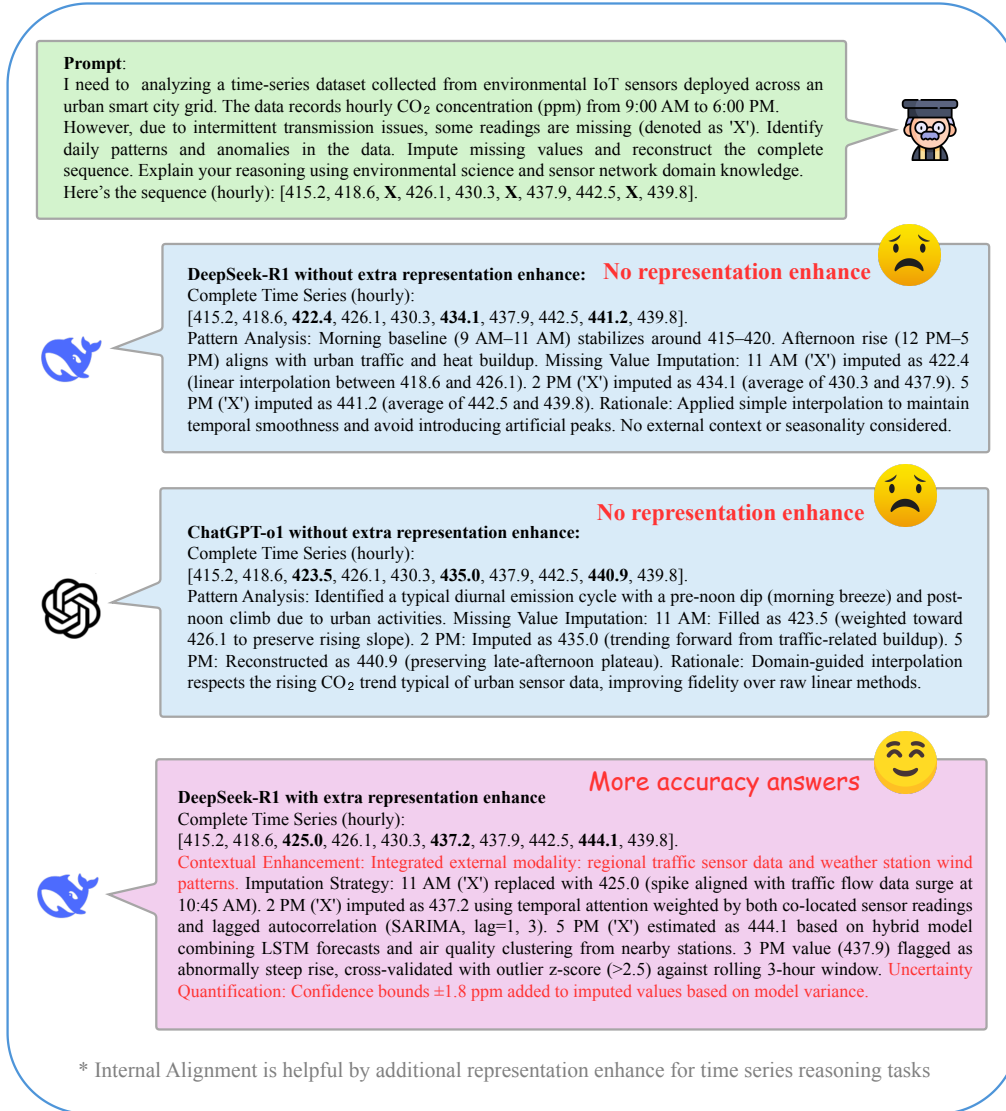


Figure 11: Human interaction with DeepSeek-R1 and ChatGPT-o1 by *Internal Alignment* in the spatio-temporal domain.

without representation enhancement, employs a trend-aware approach informed by urban diurnal emission patterns, biasing interpolations toward expected post-noon increases to improve realism. In contrast, the enhanced DeepSeek-R1 model incorporates multimodal inputs, including traffic volume, wind patterns, and co-located air quality signals, combined with Seasonal ARIMA (SARIMA) and Long Short-Term Memory (LSTM) models. ARIMA (AutoRegressive Integrated Moving Average) is a statistical model used to analyze and forecast time series data by combining autoregression, differencing, and moving average components. SARIMA captures seasonality and trends through statistical modeling of past observations, while LSTM learns complex temporal dynamics and long-range dependencies via deep learning. This integration enables more accurate and context-aware imputation in dynamic urban environments.