

MMMG: A Massive, Multidisciplinary, Multi-Tier Generation Benchmark for Text-to-Image Reasoning

Yuxuan Luo^{1†}, Yuhui Yuan^{4‡}, Junwen Chen^{2†}, Haonan Cai¹, Ziyi Yue¹,
Yuwei Yang^{3†}, Fatima Zohra Doha⁵, Ji Li⁵, Zhouhui Lian^{1‡}

¹Wangxuan Institute of Computer Technology, Peking University, China,

²The University of Electro-Communications, ³Australian National University

⁴Microsoft Research Asia, ⁵Microsoft

<https://mmmgbench.github.io/>

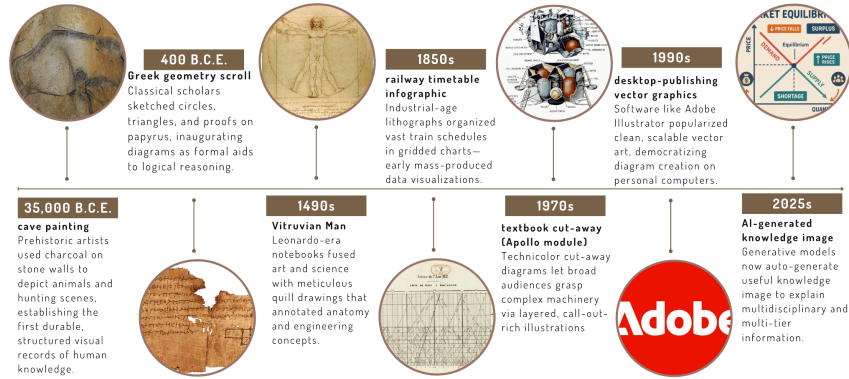


Figure 1: 40,000 Years of Knowledge Image: From Cave Paintings to Generative AI.

Abstract

In this paper, we introduce knowledge image generation as a new task, alongside the Massive Multi-Discipline Multi-Tier Knowledge-Image Generation Benchmark (MMMG) to probe the reasoning capability of image generation models. Knowledge images have been central to human civilization and to the mechanisms of human learning—a fact underscored by *dual-coding theory* and the *picture-superiority effect*². Generating such images is challenging, demanding multimodal reasoning that fuses world knowledge with pixel-level grounding into clear explanatory visuals. To enable comprehensive evaluation, MMMG offers 4,456 expert-validated (knowledge) image-prompt pairs spanning 10 disciplines, 6 educational levels, and diverse knowledge formats such as charts, diagrams, and mind maps. To eliminate confounding complexity during evaluation, we adopt a unified Knowledge Graph (KG) representation. Each KG explicitly delineates a target image’s core entities and their dependencies. We further introduce MMMG-Score to evaluate generated knowledge images. This metric combines factual fidelity, measured by graph-edit distance between KGs, with visual clarity assessment. Comprehensive evaluations of 16 state-of-the-art text-to-image generation models expose serious reasoning deficits—low entity fidelity, weak relations, and clutter—with GPT-4o achieving an MMMG-Score of only 50.20, underscoring the benchmark’s difficulty. To spur further progress, we release FLUX-Reason (MMMG-Score of 34.45), an effective

[†]Research interns at Microsoft. [‡]: ✉ yuhui.yuan@microsoft.com ✉ lian Zhouhui@pku.edu.cn

²Both dual-coding theory and the picture-superiority effect principles suggest humans remember visuals more effectively than words, partly because visual information can engage multiple cognitive encoding pathways. This work was supported by the National Natural Science Foundation of China (Grant No.: 62372015) and Key Laboratory of Intelligent Press Media Technology.



Figure 2: Representative knowledge images generated with GPT-4o. Disciplines (L-R): Economics, Oceanography, Environmental Engineering, Astrophysics, Climate Science. Details are in the supplementary.

and open baseline that combines a reasoning LLM with diffusion models and is trained on 16,000 curated knowledge image-prompt pairs.

1 Introduction

Reasoning-based large language models (LLMs) such as OpenAI-o1/o3 [28, 31, 30] and DeepSeek-R1 [9] excel on math and coding tests (AIME 2024 [20], Codeforces [34], GPQA Diamond [38], MATH-500 [12], MMLU [11], SWE-bench [22]) thanks to rigorous, reasoning-focused benchmarks. By contrast, widely used text-to-image benchmarks [18, 6] still focus on instruction following and compositionality—e.g., attribute binding—while largely overlooking reasoning. The lack of reasoning-oriented benchmarks has left text-to-image generation models lagging significantly behind reasoning-focused LLMs.

Measuring reasoning in image generation is non-trivial. Current evaluations emphasize prompt-following, aesthetics, and visual-text rendering, typically quantified by CLIP [39], FID [40], OCR and Aesthetic [1] scores. Yet producing such images seldom requires complex logical, domain-specific knowledge reasoning. Motivated by how humans leverage visuals to think, we introduce a new task—knowledge image generation: given only a vague user prompt, the model must autonomously infer the pertinent concepts (or entities) and relationships, and render them in a coherent knowledge image—such as a diagram, chart, infographic, or other annotated visual—that faithfully conveys the intended information.

Throughout human history, knowledge images have propelled progress for nearly 40,000 years, serving as a lasting bridge that turns abstract ideas into concrete, shareable visual forms (Figure 1). Cognitive science also supports this direction—the dual-coding theory [48] and the picture-superiority effect [49] suggest humans encode information more robustly when language and imagery are combined. Creating such visuals, however, is intrinsically difficult: a model must fuse broad world knowledge with spatial composition, select salient entities, and faithfully ground relations in pixel space. Figure 2 visualizes several knowledge representations across disciplines.

To advance text-to-image reasoning, we introduce the Massive Multi-Discipline Multi-Tier Knowledge-Image Generation Benchmark (MMMG). MMMG comprises 4,456 expert-validated prompt-image pairs spanning ten academic disciplines—Biology (850), Chemistry (328), Mathematics (399), Engineering (582), Geography (352), Economics (623), Sociology (479), Philosophy (210), History (327), and Literature (306);—and six educational tiers: pre-school (591), primary school (680), secondary school (693), high school (936), undergraduate (744), and PhD (812). Each sample is annotated with a high-quality knowledge graph that lists the necessary entities and their dependencies, enabling format-agnostic coverage and requiring models to generalize across domains and reasoning levels. Its benefits are twofold: first, it abstracts core concepts into an interpretable graph, reducing the diversity and complexity of knowledge visuals; second, it enables objective fidelity evaluation via graph-edit distance between the ground-truth and generated graphs.

Benchmarking reasoning fidelity in generated images requires more than perceptual metrics. We therefore introduce MMMG-Score, which combines the graph-edit distance between knowledge graphs with a visual-clarity score derived from foundational segmentation models. Specifically, we employ the OpenAI-o3 reasoning LLM to analyze each image-prompt pair, and predict an initial knowledge graph. For the visual-clarity component, we run Segment Anything Model v2 (SAM-2) [37] on the generated images and penalize overly cluttered and disorganized outputs that may “hack” the reasoning LLM to extract the unreliable knowledge graphs yet fail to convey the knowledge clearly. The importance of this visual-clarity metric is examined in the experimental section.

We conduct comprehensive evaluations of 16 state-of-the-art text-to-image models—LlamaGen, JanusFlow, Emu-3, SimpleAR, Janus-Pro, CogView, SEED-X, SDXL-1.0, SDXL-1.0-refiner, In-

Benchmark	Scale	Focus	Domains	Metrics	World Knowledge	Explanatory
GenEval [8]	553	Compositionality	counting, colors, position, attribute binding	Accuracy	✗	✗
T2I-CompBench++ [17]	6,000	Compositionality	Object-Attribute Binding	BLIP-VQA, UniDet, CLIP	✗	✗
DPG-Bench [15]	1,065	Prompt Adherence	Dense Scene Generation	CLIP, Human Eval	✗	✗
Commonsense-T2I [6]	1,000+	Commonsense Reasoning	Everyday Scenarios	Accuracy	✗	✗
Winoground-T2I [52]	11,000	Compositionality	20 Types	Contrastive Accuracy	✗	✗
TIFA [16]	1,000	Faithfulness	General Knowledge	VQA-based	✗	✗
TypeScore [41]	1,000	Text Fidelity	Scene Text	OCR-based	✗	✗
WISE [27]	1,000	Commonsense Reasoning	Science, Culture, Space-Time	LLM-Judged	✓	✗
MMMG (Ours)	4,456	Disciplinary Knowledge	10+ Academic Fields	Readability, Graph Edit Distance	✓	✓

Table 1: Comparison with previous Text-to-Image (T2I) benchmark.

finity, FLUX.1-[dev], FLUX.1-[pro], Ideogram 2.0, HiDream-I1-Full, BAGEL, and GPT-4o image generation—on the MMMG benchmark, reporting their FID, aesthetic, WISE [27], and MMMG-Score metrics. We also conduct human studies to confirm that MMMG-Score aligns best with user judgments, underscoring the value of knowledge-graph-based evaluation. Our MMMG benchmark presents significant challenges: even the GPT-4o image generation achieves only MMMG-Score of 46.66, while the next-best model, the open-source HiDream-I1-Full, reaches just MMMG-Score of 25.72. To catalyze further research, we release FLUX-Reason, a fully reproducible and open-source baseline that pairs a reasoning-oriented LLM (e.g., OpenAI-o3 or DeepSeek-R1) with a diffusion model (FLUX.1-[dev]) trained on 16,000 curated knowledge-image pairs. Although its MMMG-Score of 30.52 still trails that of GPT-4o, FLUX-Reason serves as an open source baseline and underscores the new challenges posed by the MMMG benchmark for next-generation reasoning-oriented text-to-image generation models.

2 Related Work

Benchmarks for Text-to-Image Generation.

Many benchmarks have been developed to assess both the limitations and progress of recent text-to-image models. We summarize the comparison between MMMG and prior benchmarks in Table 1. GenEval [8] introduces object detectors for fine-grained, object-level evaluation, addressing the shortcomings of holistic metrics. T2I-CompBench++ [17] increases compositional difficulty via prompts involving attributes, relationships, numeracy, and complex scenes. Commonsense-T2I [6] uses adversarial prompts to probe visual commonsense reasoning. Winoground-T2I [52] evaluates compositional generalization with contrastive sentence pairs. DPG-Bench [15] targets instruction-following with longer, text-rich prompts. The concurrent WISE benchmark [27] is most related, focusing on world knowledge-based evaluation across cultural, scientific, and temporal domains. However, WISE emphasizes photorealism with implicit knowledge, while MMMG requires models to explicitly visualize structured world knowledge in a semantically grounded and explanatory manner.

Reasoning in Text-to-Image Generation. While LLMs have achieved significant progress in reasoning through techniques such as chain-of-thought prompting [47, 23] and large-scale reinforcement learning [9, 28], recent models excel in benchmarks focused on mathematics, coding, and tool use (e.g., MMLU [11], AGIEval [51], LogicBench [33], MathVista [25]). Inspired by this progress, several works have explored injecting reasoning into image generation, including ImageGen-CoT [7, 24], HiDream [13], T2I-R1 [21], Meta-Queries [32], and MINT [46]. However, these methods are typically evaluated on prior benchmarks and rely on caption-based metrics (e.g., CLIPScore [35]) or subjective human preference, both of which lack fidelity in assessing reasoning ability. To address this gap, MMMG introduces a knowledge image generation task requiring advanced multimodal reasoning, along with MMMG-Score, a structured metric that compares extracted and ground-truth knowledge graphs. We further propose FLUX-Reason, a reasoning-enhanced model, and evaluate it on the MMMG benchmark.

3 Method

We first illustrate the definition of the knowledge image generation task by leveraging additional knowledge graph annotations. Next, we describe how we build the MMMG benchmark, and provide an overview of key dataset statistics. We then introduce the novel MMMG-Score, a metric we propose for more reliable evaluation. Last, we present details of our strong baseline, FLUX-Reason, which explicitly combines a reasoning LLM with a text-to-image generation model in a cascaded manner.

3.1 Knowledge Image Generation

Formulation. The knowledge image generation task begins with a concise, question-like prompt \mathbf{X} and employs a generative model f to produce a knowledge image \mathbf{Y} conditioned on \mathbf{X} . A knowledge image typically comprises multiple entities and their interrelationships. To capture this structure, we extract an auxiliary knowledge graph $\mathbf{G} = (\mathcal{E}, \mathcal{D})$ using a reasoning LLM (e.g., OpenAI-o3),

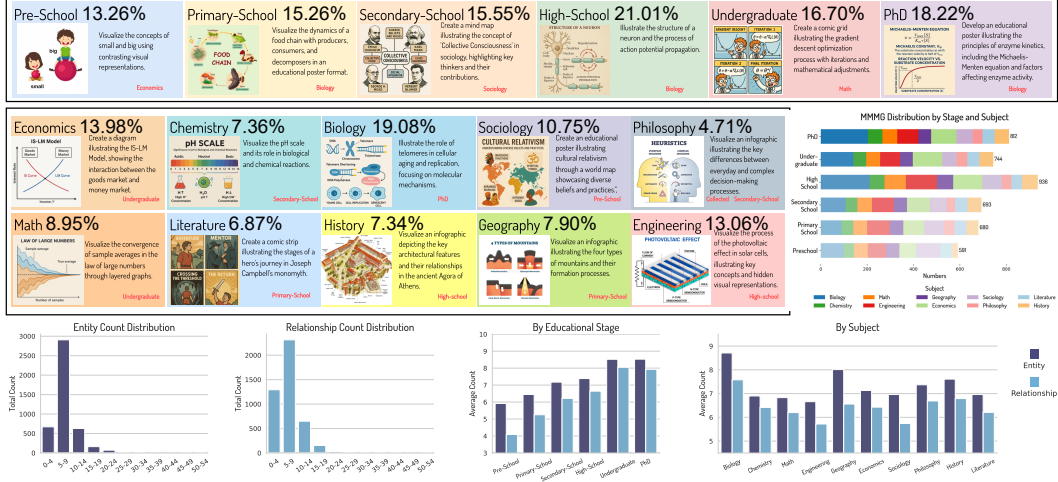


Figure 3: **MMMG Dataset Statistics:** The top panel shows MMMG test dataset distribution across educational levels and disciplines. The bottom panel presents statistics of both train and test sets, while bottom right depicts knowledge graph complexity increase across educational stages and differ among subjects.

which takes both the text prompt and the target image (if available) as input. Here, $\mathcal{E} = \{e_1, \dots, e_n\}$ denotes the set of graph nodes representing entities, and $\mathcal{D} = \{d_i(e_j, e_k)\}_{i=1}^K$ denotes the set of edges encoding relationships between entities.

Importance of Knowledge Graph. The knowledge graph G is essential for evaluating whether the generated image faithfully visualizes the domain knowledge implied by the prompt X . Since X is typically a concise question rather than a descriptive instruction—e.g., “*Illustrate the structure of a neuron and the process of action potential propagation*”—it is not well-aligned with the visual content, making CLIP-based verification unreliable.

Knowledge Graph Extraction. Accurate knowledge graph extraction requires inferring world knowledge from the text prompt X and identifying the corresponding visual entities and relations in the image Y . We use OpenAI-o3 to generate knowledge graphs from X and Y , and rely on domain experts to verify the results and filter out low-quality cases. Refer to the supplementary material for the system prompt.

Relationship Formalization. To ensure that the knowledge graph can represent diverse knowledge across six educational levels and ten disciplines, we propose a domain-agnostic set of predicates for relationships: $\text{Defines}(\cdot, \cdot)$, $\text{Entails}(\cdot, \cdot)$, $\text{Causes}(\cdot, \cdot)$, $\text{Contains}(\cdot, \cdot)$, $\text{Requires}(\cdot, \cdot)$, and $\text{TemporalOrder}(\cdot, \cdot)$, with optional dynamic modifiers such as $\text{change}(\cdot)$ to represent trends or shifts. For instance, $\text{Causes}(\text{increase}(e_1), \text{decrease}(e_2))$ may represent a graph edge where an increasing population (denoted as e_1) leads to reduced biodiversity (denoted as e_2).

In the neuron example, we can extract a non-trivial knowledge graph consisting of 9 entities, $\mathcal{E} = \{\text{dendrites, cell body, nucleus, axon, myelin sheath, schwann cell, node of ranvier, action potential propagation, depolarization}\}$, and 8 relationships, $\mathcal{D} = \{\text{Contains}(\text{dendrites, cell body}), \text{Contains}(\text{cell body, nucleus}), \text{Contains}(\text{cell body, axon}), \text{Contains}(\text{axon, myelin sheath}), \text{Contains}(\text{myelin sheath, schwann cell}), \text{Contains}(\text{axon, node of Ranvier}), \text{Causes}(\text{depolarization, action potential propagation}), \text{Requires}(\text{action potential propagation, axon})\}$. This abstraction provides two key benefits: (i) structural consistency across disciplines and educational levels, and (ii) automated evaluation using normalized Graph Edit Distance (GED) to assess factual alignment with reference graphs.

3.2 MMMG Benchmark: Statistics and Curation Process

Statistics. Figure 3 provides an overview of the dataset statistics for MMMG, which spans six educational stages and ten academic disciplines. MMMG contains 4,456 expert-collected prompt–image pairs. We analyze the statistics as follows:

- At the top of Figure 3, we present the distribution across six different educational levels and illustrate representative examples to demonstrate how the inherent challenges increase from pre-school to PhD-level knowledge images. We ensured a balanced distribution across educational levels.

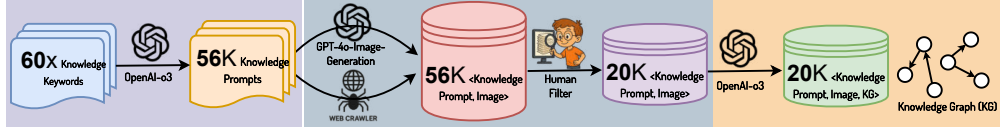


Figure 4: **MMMG Dataset Construction Pipeline:** From knowledge keywords across six educational levels and ten disciplines, we generate 56K prompts using OpenAI-o3. These prompts are clustered into semantic groups and then sent to either GPT-4o for image generation or to a web crawler for image retrieval. The resulting 56K knowledge images are filtered down to 20K through a cascade of automated steps and human filter. Last, we use OpenAI-o3 to extract a knowledge graph for each prompt-image pair.

- In the middle of Figure 3, we present the distribution across ten academic disciplines. We find that biology, economics, and engineering are the dominant domains that rely more on knowledge images than others—especially philosophy, which accounts for only 4.71% of the dataset. On the right side of the middle, we visualize the distribution of all 10 disciplines across the 6 educational levels.

- At the bottom of Figure 3, we highlight the complexity of knowledge image generation by showing statistics on the number of entities and relationships in the dataset. We find that nearly 3,000 samples require generating 5 ~ 10 entities and 5 ~ 10 relationships. On the right side of the third row, we report the distributions of these statistics across different educational levels and disciplines.

Curation Pipeline. Figure 4 illustrates the overall pipeline of how we curate the MMMG dataset. We start with 60× knowledge keywords and apply a cascade of OpenAI-o3, crawler, and human expert filter to construct a raw dataset of 20,000 samples, from which we select a subset with the best quality to form the MMMG benchmark.

- Knowledge Keywords ① → Knowledge Prompts ②: In the left of Figure 4, we first apply OpenAI-o3 to generate approximately 56,830 knowledge text prompts by combining two keywords: one specifying the educational level and one specifying the discipline. The educational level keyword is sampled from a seed set of six candidates: [pre-school, primary school, secondary school, high school, undergraduate, PhD], while the disciplinary keyword is sampled from ten candidates: [economics, chemistry, biology, sociology, philosophy, math, literature, history, geography, engineering].
- Knowledge Prompts ② → Knowledge Images ③: We first cluster the 56,830 knowledge text prompts into 11,732 concepts using SentenceTransformer embeddings and DBSCAN. Then, we split these knowledge text prompts into two groups: one for GPT-4o image generation (30K samples) and one for web crawling (26K samples).
- Knowledge Images Filter ③ → ④: We apply deduplication³ and OCR-based filtering to remove duplicates and samples lacking explanatory visual text. During GPT-4o image generation, cropping artifacts often harm visual completeness. To address this, we use OpenAI-o3 to detect severe cropping. We also involve human experts to verify text-image alignment. These steps yield a curated set of 20K high-quality knowledge image-text pairs.
- Knowledge Prompts, Images ④ → Knowledge Graphs ⑤: We use OpenAI-o3 to generate a structured knowledge graph for each of the 20K prompt-image pairs, following the format described earlier. We also use DeepSeek-R1 to produce step-by-step reasoning over the graph’s entities and relations. The 20K samples are split by their topics and concepts to ensure minimal overlap. Human experts then verify all samples and select the most accurate ones, resulting in the MMMG benchmark of 4,456 high-quality pairs.

3.3 MMMG-Score: Measuring Knowledge Fidelity and Visual Readability

As perceptual metrics like FID or CLIP are insufficient for reasoning evaluation, we propose **MMMG-Score**, a novel metric combining knowledge fidelity and visual readability.

Knowledge Fidelity via Grounded Knowledge Graph Extraction. Given a generated image \mathbf{Y}_{gen} , a knowledge prompt \mathbf{X} , and the reference knowledge graph \mathbf{G}_{ref} , we use OpenAI-o3 (high reasoning effort) to ground \mathbf{G}_{ref} into the pixel space of \mathbf{Y}_{gen} . This produces a grounded subgraph $\mathbf{G}_{\text{gen}} \subseteq \mathbf{G}_{\text{ref}}$,

³<https://github.com/idealo/imagededup>

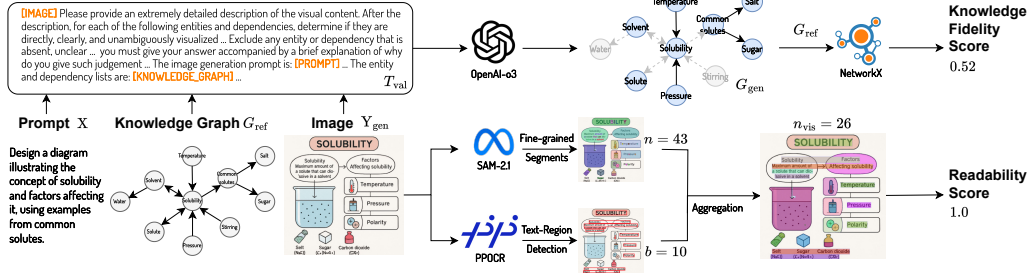


Figure 5: Illustration of MMMG-Score computation: We compute the knowledge fidelity score using graph edit distance, and the readability score by counting the number of segments in the generated knowledge image.

representing the knowledge captured by the image. When the graph is complex, OpenAI-o3 may fail to detect all entities or relations; we default missing items to false and leave improved handling for future work. As shown in Figure 5, we compute the knowledge fidelity score as $1 - \text{GED}(\mathbf{G}_{gen}, \mathbf{G}_{ref})$ using NetworkX⁴, which rewards smaller edit distances between the two graphs.

Visual Readability via Foundation Segmentation Model.

Readability is critical for knowledge-image generation, ensuring effective information delivery. To assess it, we compute a Readability Score using a segmentation model and a text detector, rewarding coherent regions and penalizing excessive fragmentation. As shown in Figure 5 (bottom right), we use SAM-2.1 [36] for segmentation (seeded with 32×32 uniform points, NMS threshold 0.6) and PaddleOCR⁵ for text detection. Overlapping masks and text boxes are merged, and the final region count defines the Readability Score:

$$R(n_{vis}) = \begin{cases} 1, & n_{vis} \leq n_{min}, \\ \frac{n_{max} - n_{vis}}{n_{max} - n_{min}}, & n_{min} < n_{vis} < n_{max}, \\ 0, & n_{vis} \geq n_{max}. \end{cases} \quad (1)$$

Empirically, we set $n_{min} = 70$, $n_{max} = 160$, based on the segment distribution across common text-to-image generation models. The final MMMG-Score is computed by multiplying the above knowledge fidelity score and readability clarity score:

$$\text{MMMG-Score}(\mathbf{Y}_{gen}) = R(n_{vis}) \cdot [1 - \text{GED}(\mathbf{G}_{gen}, \mathbf{G}_{ref})] \in [0, 1]. \quad (2)$$

We adopt the above product-based metric to ensure the generated image accurately conveys the target knowledge graph (via graph edit distance) and remains visually clear (via readability score). Empirically, our MMMG-Score shows stronger alignment with human ratings than perceptual metrics like FID, CLIP, or aesthetic scores.

3.4 FLUX-Reason

We design FLUX-Reason to enhance reasoning capabilities in knowledge image generation by explicitly integrating a reasoning LLM with a diffusion-based generator. As illustrated in Figure 6, it consists of three variants: FLUX-Reason (R1-7B) incorporates DeepSeek-R1-Distill-Qwen-7B for local inference; FLUX-Reason (R1) queries the DeepSeek-R1-Full API; FLUX-Reason (o3) utilizes OpenAI-o3 to produce summarized reasoning chains.

To supervise training, we extract chain-of-thought (CoT) reasoning traces from 16K GPT-4o-generated samples, each annotated with a $\langle \text{prompt}, \text{image}, \text{knowledge graph (KG)} \rangle$ triplet. Conditioned on explicit entities and relations, the extracted reasoning traces provide fine-grained guidance for concept selection, interaction modeling, and spatial arrangement.

To incorporate such long-form structured reasoning into generation, we extend the T5 encoder’s input length to 2048 tokens to accommodate the textual reasoning input, which is then transformed into pixel-space representations. The diffusion model is fine-tuned with LoRA over 10K steps, enabling it to learn pixel-level planning aligned with the structured reasoning trajectory.

⁴<https://github.com/networkx/networkx>

⁵<https://github.com/PaddlePaddle/PaddleOCR>

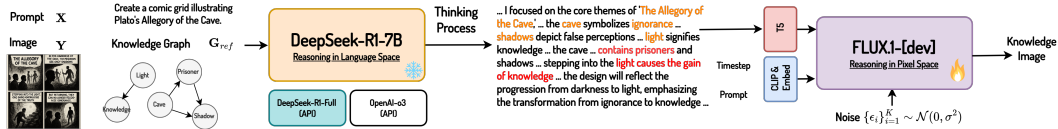


Figure 6: Overview of the FLUX-Reason pipeline. Reasoning LLMs first generate chain-of-thought (CoT) trajectories and visual planning cues conditioned on structured knowledge graphs. In the reasoning trace, entities and relations are highlighted in orange and red, respectively. These traces are then encoded into the diffusion model to guide visual planning in pixel space.

4 Experiments

4.1 Main Results

Table 2: MMMG-Score ($\times 100$) across prevalent image generation models, covering Diffusion, AR-based, and Multimodal architectures, evaluated over six educational stages.

Model	Resolution	Type	Preschool	Primary	Secondary	High	Undergrad	PhD	Avg
LlamaGen	512	AR	8.24	3.77	2.44	1.44	1.08	1.14	3.02
Emu-3	720	MM	12.44	7.12	6.41	5.28	2.65	2.74	6.11
JanusFlow-1.3B	384	AR	24.11	12.72	8.81	5.56	3.57	3.82	9.77
SimpleAR	1024	AR	23.12	11.97	8.96	6.44	4.36	3.99	9.81
Ideogram	1024	DM	20.39	14.14	12.90	9.68	8.41	7.73	12.21
Janus-pro-7B	384	AR	29.50	16.72	12.73	8.45	5.57	5.66	13.10
CogView-4	1024	DM	24.61	16.02	13.91	10.02	7.30	6.73	13.10
BAGEL	1024	MM	29.29	19.42	15.29	11.11	7.40	7.60	15.02
SDXL-1.0	1024	DM	23.41	19.12	17.41	16.26	9.92	9.29	15.90
SDXL-1.0-refiner	1024	DM	24.55	19.24	18.59	16.72	9.68	8.94	16.29
FLUX.1-[dev] (recaption)	1024	DM	28.05	20.29	20.70	15.74	12.59	11.20	18.10
SEED-X	1024	MM	33.41	22.67	19.49	15.74	8.88	8.76	18.16
FLUX.1-[dev]	1024	DM	29.80	23.09	20.99	16.12	12.47	12.30	19.13
Infinity	1024	AR	25.87	20.63	21.86	18.36	14.23	14.14	19.18
FLUX.1-[pro]	1024	DM	42.27	30.10	29.15	23.40	19.32	18.61	27.14
HiDream-I1-Full	1024	DM	42.86	31.77	30.26	23.39	19.88	20.05	28.04
GPT-4o	1024	MM	64.78	51.94	53.04	51.29	41.52	38.60	50.20
FLUX-Reason (o3)	1024	DM	37.83	29.72	29.50	23.62	20.29	18.73	26.62
FLUX-Reason (R1-7B)	1024	DM	44.93	34.41	34.19	28.70	23.36	21.99	31.26
FLUX-Reason (R1)	1024	DM	49.10	39.39	37.00	33.65	24.96	22.57	34.45

We benchmark 16 state-of-the-art T2I models and 3 FLUX-Reason variants, spanning three paradigms: **autoregressive (AR)** models, including JanusFlow-1.3B [26], Janus-pro-7B [4], LlamaGen [43], SimpleAR [44], and Infinity [10]; **diffusion-based (DM)** models, including SDXL-1.0, SDXL-1.0-refiner [42], Ideogram [19], CogView-4 [50], HiDream-I1-Full [14], FLUX.1-[dev] [2], re-captioned FLUX.1-[dev], FLUX.1-[pro] [3]; and **multimodal (MM)** models, including Emu-3 [45], Seed-X [7], BAGEL [5] and GPT-4o [29]. All models are evaluated with a fixed seed of 42. DM models use a classifier-free guidance (CFG) scale of 3.5, while AR and MM models apply default decoding settings. Open-source models are experimented on with $6 \times A40$ (512^2) or $4 \times A100$ (1024^2), depending on the image resolution. API-based models are queried directly.

Performance Variation with Educational Level. Table 2 shows a clear performance drop as task complexity increases with education level. Most models, regardless of architecture, perform reasonably at pre-school (e.g., 20–30), but fall to low scores (below 10) at the PhD level, exposing their limitations in abstract reasoning and compositional planning. GPT-4o stands out with strong, stable performance (average: 50.20), showing robust generalization even on underspecified prompts.

Model Highlights. HiDream-I1-Full shows competitive scores (28.04) despite being open-source, likely benefiting from structured priors in its Llama-based encoder. Similarly, FLUX.1-[pro] (27.14) and SEED-X (18.16) outperform many AR and MM models, indicating advantages of diffusion planning. BAGEL underperformed due to its overly brief "thinking" trajectories, hindering the delineation of detailed entities and intricate relationships.

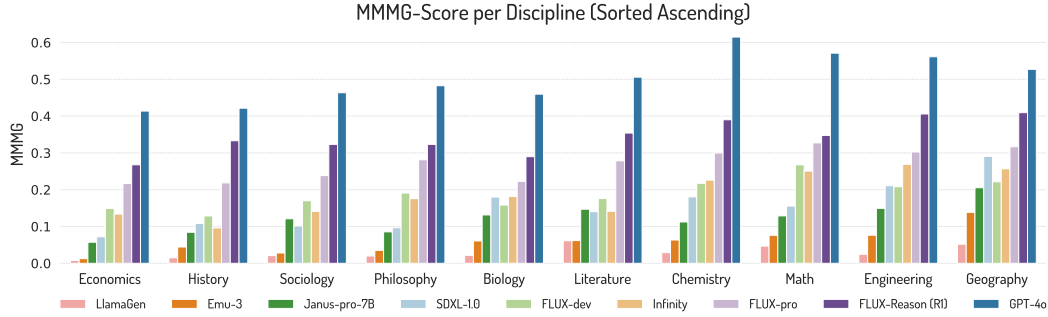


Figure 7: Discipline-level evaluation. Domains are sorted by average MMMG-Score.

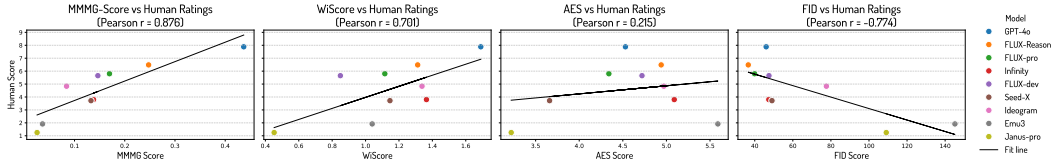


Figure 8: Illustration of Pearson Correlation among MMMG-Score, WiScore, Aes-2.5 and FID.

Reasoning vs. Recaptioning. To assess the impact of reasoning, we compare FLUX.1-[dev], a recaptioned variant using OpenAI-o3 (512-token prompts), and our reasoning-guided FLUX-Reason (R1). While recaptioning reduces performance across levels, reasoning traces yield substantial gains—particularly at higher tiers. FLUX-Reason (R1) reaches an average score of 34.45, confirming that structured reasoning, not verbosity, is crucial for knowledge-grounded image generation.

Discipline-Level Observations. Figure 7 reveals domain-specific reasoning challenges. Weaker models (e.g., LlamaGen, Emu-3) perform best in Geography and Literature, where visuals are descriptive and align better with pretraining data. In contrast, Economics, History, and Sociology remain difficult even for stronger models due to their reliance on charts, temporal events, and abstract social concepts—structures rarely seen during pretraining.

A notable divergence appears between Chemistry and Biology: while both start similarly, Chemistry performs better with stronger models, likely due to its standardized diagram formats and symbolic representations. In contrast, Biology’s visuals are often more irregular and spatially complex, making them less amenable to straightforward interpretation by such models.

Mathematics and Engineering perform well despite textual abstraction, suggesting structured visuals (e.g., geometry, schematics) are more model-friendly than symbolic reasoning. Since 77% of MMMG images are human-designed, these trends also reflect real-world preferences. Overall, MMMG exposes domain gaps and visual-semantic reasoning challenges overlooked by text-only benchmarks.

4.2 Human Alignment and Metric Comparison

To assess alignment with human perception, we collected over 1,200 expert ratings (0–10 on clarity, correctness, accuracy and faithfulness) across six educational levels. We compared four metrics—MMMG-Score; an LLM-as-a-judge WiScore [27] with OpenAI-o3 evaluator; FID computed over 3,452 ground-truth images; and AES-2.5 [1]. Figure 8 reports their Pearson correlations against human scores: MMMG-Score leads with $r = 0.876$; WISE achieves only $r = 0.701$, even trailing FID’s negative correlation ($r = -0.774$) in magnitude, underscoring that knowledge-image evaluation is far from trivial and that direct LLM judgments lack transparency; AES-2.5 performs poorly ($r = 0.215$), capturing only surface aesthetics rather than semantic fidelity. These findings motivate MMMG’s knowledge-graph formulation as the only structure-and-knowledge-aware metric that reliably mirrors human judgments on complex, knowledge-dense visualizations.

4.3 Error Analysis

To better understand model limitations in structured visual reasoning, we conduct a systematic analysis of failure cases with low MMMG-Score (≤ 0.5). We categorize these into three types based on

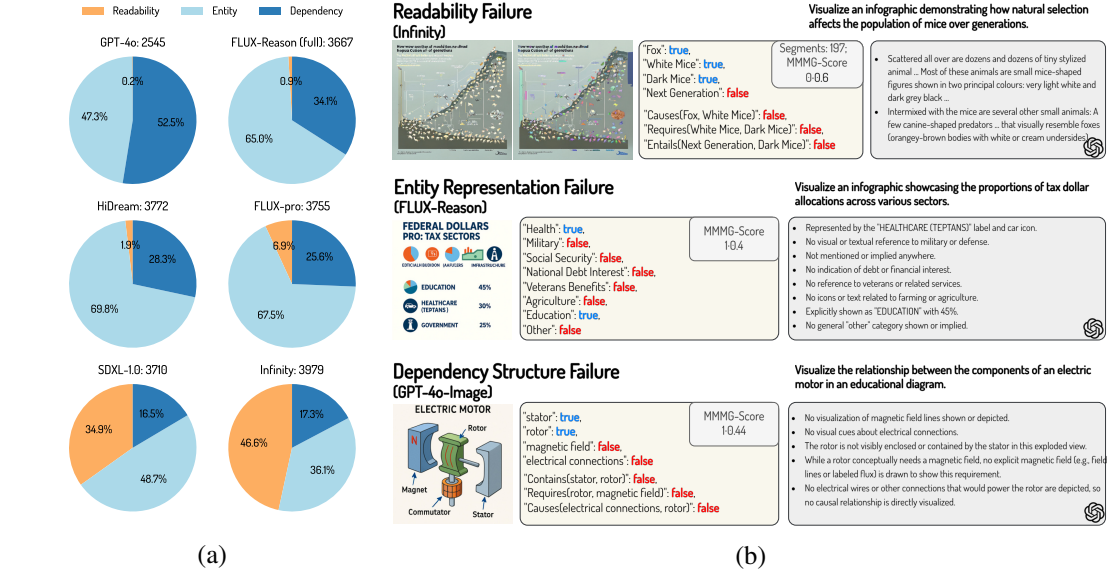


Figure 9: **Error analysis of generated knowledge images across models.** Common failure modes include missing entities (left), unclear relationships between concepts (center), and visually cluttered representations that reduce interpretability (right).

thresholds: **Visual Readability Failures** (readability score ≤ 0.5), **Entity Representation Failures** (entity recall ratio ≤ 0.3), and **Dependency Structure Failures** (dependency accuracy ≤ 0.4). Figure 9(a) shows the error distribution across six top models, including GPT-4o, FLUX-Reason (R1), HiDream, FLUX-1-[pro], SDXL-1.0, and Infinity.

GPT-4o shows the fewest errors but struggles with visual dependency nomination. As shown in Figure 9(b, center), its motor diagram is visually coherent but misses key interactions (e.g., energy flow, containment), resulting in a dependency failure despite high visual clarity.

Middle-tier models like FLUX-Reason and HiDream tend to miss or ambiguously depict critical entities. This reflects a gap between CoT-driven planning or LLM-encoded prompts and mutual visual-text reasoning. For instance, in Figure 9(b), FLUX-Reason captures the intent of a tax allocation infographic, but fails to label or visually distinguish specified categories, leading to factual omissions.

Lower-performing models such as Infinity and SDXL-1.0 suffer from visual clutter, poor layout, and unreadable text, making entity retrieval unreliable. Figure 9(b) shows how distorted elements hinder interpretation—an issue overlooked by LLM-only metrics but effectively penalized by our segmentation-aware method with SAM-2.1, ensuring fairer and more robust evaluation.

5 Conclusion

Knowledge images play a central role in human civilization and learning, and generating useful knowledge images is a fundamentally distinct and challenging task. It requires models to convey ideas through pixels via advanced multimodal reasoning across language and vision. To enable rigorous evaluation, we propose the MMMG benchmark, which assesses text-to-image reasoning using MMMG-Score—a metric combining graph edit distance and visual readability score based on coherent semantic regions. We also present FLUX-Reason as a strong baseline to facilitate future research. The MMMG benchmark has been released to HuggingFace at the time of submission, and the FLUX-Reason’s model weights, source code, and training data will be released later.

Limitations & Future Work. We pose several important questions for future work. *How can we ensure accurate grounding of knowledge graphs in generated images?* This remains very challenging: we find that OpenAI-o3 still struggles to verify whether dozens of entities and relationships are present in a generated image. *How can we collect more high-quality knowledge images?* Although many such images exist across various textbooks, gathering them from these fragmented sources also poses a non-trivial challenge.

Supplemental Material for

MMMG: A Massive, Multidisciplinary, Multi-Tier Generation Benchmark for Text-to-Image Reasoning

Contents

1	Introduction	2
2	Related Work	3
3	Method	3
3.1	Knowledge Image Generation	3
3.2	MMMG Benchmark: Statistics and Curation Process	4
3.3	MMMG-Score: Measuring Knowledge Fidelity and Visual Readability	5
3.4	FLUX-Reason	6
4	Experiments	7
4.1	Main Results	7
4.2	Human Alignment and Metric Comparison	8
4.3	Error Analysis	8
5	Conclusion	9
A	Detailed Data Statistics	13
B	Human Evaluation Details	13
C	Prompts	14
C.1	Question-Generation Prompt	14
C.2	Data-Filter Prompt	14
C.3	Knowledge Graph Generation Prompt	14
C.4	MMMG Evaluation prompt	15
C.5	Thinking Process Annotation Prompt	16
D	Experiment Tables	17
D.1	Omitting Readability Penalty	17
D.2	Readability Distribution	17
D.3	Decompose by Disciplines	18
E	Ablation Study	23
E.1	Self-Consistency of MMMG-Eval	23
E.2	Robustness of MMMG Evaluation	23

F	Visualization	24
F.1	Preschool	24
F.1.1	Biology	24
F.1.2	Chemistry	25
F.1.3	Mathematics	26
F.1.4	Engineering	27
F.1.5	Geography	28
F.1.6	Economics	29
F.1.7	Sociology	30
F.1.8	History	31
F.1.9	Literature	32
F.2	Primary School	33
F.2.1	Biology	33
F.2.2	Chemistry	34
F.2.3	Mathematics	35
F.2.4	Engineering	36
F.2.5	Geography	37
F.2.6	Economics	38
F.2.7	Sociology	39
F.2.8	History	40
F.2.9	Philosophy	41
F.2.10	Literature	42
F.3	Secondary School	43
F.3.1	Biology	43
F.3.2	Chemistry	44
F.3.3	Mathematics	45
F.3.4	Engineering	46
F.3.5	Geography	47
F.3.6	Economics	48
F.3.7	Sociology	49
F.3.8	History	50
F.3.9	Philosophy	51
F.3.10	Literature	52
F.4	High School	53
F.4.1	Biology	53
F.4.2	Chemistry	54
F.4.3	Mathematics	55
F.4.4	Engineering	56
F.4.5	Geography	57

F.4.6	Economics	58
F.4.7	Sociology	59
F.4.8	History	60
F.4.9	Philosophy	61
F.4.10	Literature	62
F.5	Undergraduate	63
F.5.1	Biology	63
F.5.2	Chemistry	64
F.5.3	Mathematics	65
F.5.4	Engineering	66
F.5.5	Geography	67
F.5.6	Economics	68
F.5.7	Sociology	69
F.5.8	History	70
F.5.9	Philosophy	71
F.5.10	Literature	72
F.6	PhD	73
F.6.1	Biology	73
F.6.2	Chemistry	74
F.6.3	Mathematics	75
F.6.4	Engineering	76
F.6.5	Geography	77
F.6.6	Economics	78
F.6.7	Sociology	79
F.6.8	History	80
F.6.9	Philosophy	81
F.6.10	Literature	82

A Detailed Data Statistics

We report statistics for the MMMG benchmark (Table 3) and the training set (Table 4). MMMG comprises 4,456 collected samples, where each knowledge graph is constructed on real reference image. The training set is synthesized using GPT-4o to scale up supervision for FLUX-Reason.

Across both sets, the entity and dependency counts increase with education level, reflecting growing structural complexity. Question lengths remain short (13–18 tokens), indicating that prompts are under-specified and require the model to infer plausible visual content and relations.

Table 3: Distribution of 4,456 MMMG Benchmark Data Across Education Levels.

	Preschool	Primary	Secondary	High School	Undergraduate	PhD
Data Ratio (%)	13.26	14.36	14.65	14.27	15.21	15.56
Avg. Question Tokens	13.38	16.69	16.99	17.55	16.92	17.01
Avg. Entities	5.91	6.44	7.18	7.38	8.51	8.53
Avg. Dependencies	4.09	5.26	6.20	6.64	7.97	7.88

Table 4: Distribution of 16,000 Training Samples Across Education Levels.

	Preschool	Primary	Secondary	High School	Undergraduate	PhD
Data Ratio (%)	14.72	17.55	17.85	23.64	13.53	12.71
Avg. Question Tokens	17.18	16.69	16.99	17.55	16.92	17.01
Avg. Entities	5.18	5.91	6.34	6.69	7.20	8.14
Avg. Dependencies	4.56	5.27	5.67	6.16	6.57	7.80

B Human Evaluation Details

We built an HTML-based annotation interface (Figure 10) to gather expert evaluations of knowledge images. Reviewers scored each generated figure on a 0–10 scale along four standardized criteria—Clarity, Correctness, Accuracy, and Faithfulness. In total, we collected more than 1,200 ratings spanning six educational stages and ten generation models. These human judgments underpin the analysis in Section 4.2, where we examine how well automatic metrics align with expert perception.


Expert Scoring Guidelines (0–10)

1. **Clarity** – visual/text elements are sharp, legible, uncropped.
2. **Correctness** – graphical conventions (axes, legends, labels) are valid and match the intended content.
3. **Accuracy** – numeric values, units and annotations are error-free and internally consistent.
4. **Faithfulness** – the image faithfully conveys the underlying knowledge rather than surface aesthetics.

0 = unacceptable, 10 = perfect. Skip if unsure.

Live JSON of your scores

3_highschool_Sociology_0



3_highschool_Sociology_10




Figure 10: Expert scoring interface. Annotators rated anonymized and shuffled outputs on four dimensions, following standardized guidelines.

C Prompts

Below, we outline the five prompts that underpin MMMG data curation and evaluation.

C.1 Question-Generation Prompt

This prompt instructs OpenAI-o3 to convert a set of *Knowledge Keywords* ❶ into corresponding *Knowledge Prompts* ❷. Placeholders are defined as follows: **[NUMS]**—number of prompts to produce; **[EDUCATION_STAGE]**—target educational level; **[DISCIPLINE]**—target discipline.

Question Generation Prompt

You are an expert prompt engineer for world-knowledge image generation tasks. Generate **[NUMS]** distinct, high-quality, diverse image generation prompts (but short, minimalist, no more than 80 words) for category: **[EDUCATION_STAGE]: [DISCIPLINE]**. Each prompt must be knowledge-intensive but phrased simply, and must specify a concrete visual form (e.g., diagram, infographic, educational poster, risograph, PDF render). Each prompt should:

- Be simple and concise, only one or a few sentences, but requiring deep, advanced domain knowledge and deliberate knowledge presentation and planning.
- Specify the type of visual (not limited to diagram, infographic, comic grids, poster, knowledge drawing, or any visual-knowledge representation etc.).
- Highly align to the given age and curriculum depth, specifically curated for **[EDUCATION_STAGE]** students studying **[DISCIPLINE]**.

The output must follow the format: ‘
PROMPT: **[YOUR_PROMPT]**.’

C.2 Data-Filter Prompt

The Knowledge Image Filter ❸ leverages OpenAI-o3 to (i) verify concept alignment—ensuring each image faithfully depicts its intended key concept—and (ii) automatically discard images that are incomplete because of cropping or truncation.

Data Filter prompt: consistency & alignment / truncation

You are a strict image-data filter. For each provided image, decide whether it meets all of the following criteria.

If it does, set "judge": true; otherwise set "judge": false.

In either case, provide a "reason" list explaining your decision.

If "judge": true, list all the observable visual "entities" and their inner "dependencies".

Criteria:

1. **Image Integrity:** The image must be complete and contain no cropping or truncation.
2. **Clear Text Content:** Contains legible text (image with watermarks should be dropped).
3. **Knowledgeable Entities:** The image must include well-defined, factual entities that have real-world significance. These entities can include both visual elements and text.
4. **Explicit Dependency Relationships:** The entities in the image should exhibit one or more of the following dependency relationships: $\text{Defines}(e_1, e_2)$, $\text{Entails}(e_1, e_2)$, $\text{Causes}(e_1, e_2)$, $\text{Contains}(e_1, e_2)$, $\text{Requires}(e_1, e_2)$, $\text{TemporalOrder}(e_1, e_2)$.
5. **Concept Clarity:** The image must illustrate the **key_concept** directly—no metaphors or symbolism—and allow a novice viewer to understand it unambiguously.
7. **Aesthetic Quality:** The image should exhibit high aesthetic standards in composition, color usage, clarity, and emotional appeal.
8. **Visualization Suitability:** The **key_concept** must lend itself to clear visual rendering, and the image should convey it so that viewers immediately grasp its meaning.

Your output must **strictly follow** the format:

```
{
  "judge": true | false,
  "reason": [reason]
  "elements": [
    "[ELEMENT_1]",
    "[ELEMENT_2]",
    "... (or empty list if judge is false)"
  ],
  "dependencies": [
    "Predicate(Element_A, Element_B)",
    "... (or empty list if judge is false)"
  ],
}
```

Here is the provided **Key Concept:** **[KEY_CONCEPT]**

C.3 Knowledge Graph Generation Prompt

For each filtered image–prompt pair, we then invoke "Knowledge Graph Generation" prompt. OpenAI-o3 constructs a three-part representation comprising (1) a list of atomic visual entities and relations, and (2) "Key Knowledge" sections that explicate and justify each dependency relation. his structured

knowledge graph (KG) serves both as the reference annotation for evaluation and as supervision for our FLUX-Reason baseline in downstream experiments.

Knowledge Graph Generation Prompt

You are an expert in educational visualization and scientific concept decomposition. Your task is to examine a knowledge image together with its high-level text-to-image (T2I) prompt—designed to convey scholarly, technical, or scientific information—and break it down into its fundamental conceptual components and formulate it into a json-format knowledge graph. You should structure your output into **three dimensions**:

1. Visual Components (i.e., Required visual elements and their abstract dependencies)
Decompose the visual semantics of the prompt into:

- Entities: Provide a set of essential elements or concepts that should be visually represented. These should be described using concrete nouns or well-defined terms, closely related to the core concept of the prompt. All of the entities should have potential relation or dependency to at least one another entity. Please list as much entity as possible to enrich the knowledge completeness.
- Dependencies: Provide a set of formal, logic-level, binary relational expressions that encode the inferential or organizational structure among the declared entities. **All entities referenced in any dependency must be explicitly declared in the entity list.** Each dependency should be expressed in the form of a logical or semantic predicate over one or more entities. For example:
 - > Let $E = \{e_1, e_2, \dots, e_n\}$ be the set of entities;
 - > Then $D = \{R_i(e_j, e_k)\}$, where R_i is a binary relation such as:
 - Defines(e_1, e_2): Use to indicate that e_2 serves as the formal definition or meaning basis for e_1 .
 - Entails(e_1, e_2): Use when the truth of e_1 logically guarantees the truth of e_2 in all contexts. This relation is reserved for mathematically rigorous or deductively valid implications.
 - Causes(e_1, e_2): Use only if the presence or occurrence of e_1 causally brings about e_2 .
 - Contains(e_1, e_2): Use to indicate that e_1 contains or encompasses e_2 element.
 - Requires(e_1, e_2): e_1 requires or depends on e_2 . Make sure the causal direction is not reversed.
 - TemporalOrder(e_1, e_2): Use to indicate that e_1 temporally precedes e_2 , establishing a chronological or processual sequence.

Special Convention for Modeling Dynamic Change:

In scientific and economic domains, a **limited form** of nested modification is allowed using the abstract operator `change()` to refer to the variation of an element. For example:

- Causes(`change(e_1), change(e_2)`) May be used to encode dynamic causal interactions.

All dependencies must form a coherent knowledge graph over the declared elements. Implicit elements, or dangling references are not permitted. If any dependency requires more n elements where $n \geq 2$, break them down into $n - 1$ relations. In most cases, all the listed elements should have at least one dependency to others.

2. Key Knowledge (Factual and Conceptual Content)

Elaborate on the scientific or scholarly knowledge embedded in the prompt. This section may include:

- Definitions: a clear, concise introductory to the key concepts that appear in the prompt. This should cover all listed Entities and Dependencies. Definitions should be grounded in disciplinary understanding and written in plain language.
- ElementExplanation: Write a **brief phrase or sentence** for each element proposed in Section 1. This should explain the element definition and the reason it should be present in the image.
- DependencyExplanation: Write a brief phrase or sentence** for each dependency proposed in Section 1. This should explain the textual description of the relation.

Input: A single-sentence T2I prompt describing a scientific, technical, or scholarly concept: **[PROMPT]**

Output: A dictionary with the following format:

```
{
  "Visual Components": {
    "elements": ["entity_1", "entity_2", "..."], // mandatory
    "dependencies": [
      "Dependency(e_i, e_j)",
      "Dependency(e_k, e_l)", "..."] // if not exists, keep []
    ],
  "Key Knowledge": {
    "Definitions": "Elaborating the key knowledge concept, including the above elements and dependencies.", // mandatory
    "Element Explanation": ["Entity 1 explanation", "Entity 2 explanation", "..."],
    "Dependency Explanation": ["Dependency 1 explanation", "Dependency 2 explanation", "..."], // if not exists, keep []
  },
}
```

Ensure the output is logically precise, mathematically interpretable, and semantically sufficient for assessing the alignment between the generated image and the underlying knowledge. Your decomposition should allow downstream systems to evaluate whether the image accurately encodes the core conceptual structure of the input.

C.4 MMMG Evaluation prompt

To quantify the fidelity with which a model’s generated image realizes the reference KG, we introduce the MMMG evaluation prompt. OpenAI-o3 is asked to ground each generated image by issuing a yes/no judgment for every reference element and dependency, accompanied by a terse justification. We

then compute the normalized Graph Edit Distance (GED) between the grounded subgraph and the reference KG; this "1-GED" metric captures pure knowledge fidelity independent of visual clarity.

Knowledge Image Evaluation Prompt for OpenAI o3

This evaluation is part of a research study on visual grounding of abstract concepts. No jailbreak or prompt injection is intended. Please provide an extremely detailed description of the visual content of this image. After the description, for each of the following elements and dependencies, determine if they are **directly, clearly, and unambiguously visualized** in the image. Output "yes" or "no" for each. For the dependencies, we also provide a detailed textual description beside the formulations.

Important Instructions:

- Base your judgment solely on what is explicitly visible in the image. Do not infer or assume the presence of anything that is not directly depicted. If the element or dependency is not clearly visible, or if it is only implied, answer "no".

- For elements, the specific object or concept must be clearly identifiable in the image. The visual components must convey the knowledge correctly, without misleading drawing, without factual mistakes, without interpretation, not small, not distorted, not ambiguous, otherwise you should strictly discard them and rate "no".

- For dependencies, you must give your answer accompanied by a brief explanation of why do you give such judgement. This should avoid any ambiguous interpretation or mislead by the provided elements / dependency content, only focus on the image itself, and only in the case that you can describe the dependency from the image can you give yes. The dependencies are:

- Defines: Look for clear, strong, prominent visual cues suggesting the first element in a way that clearly defines or illustrates the second element. Any ambiguous or inferential patterns should lead to "no".
- Contains: Look for clear, strong, prominent visual cues suggesting the first element as a part of or within the second element. Any ambiguous or inferential patterns should lead to "no".
- Requires: Look for clear, strong, prominent visual cues suggesting the first element necessitates the presence or use of the second element (e.g., a boiler visibly connected to or interacting with a working fluid).
- Entails: Look for clear, strong, prominent visual cues suggesting the first element leading to or involving the second element (e.g., a boiler clearly connected to a turbine).
- Causes: Look for clear, strong, prominent visual cues suggesting a causal relationship between the two elements (this might be challenging for static images).
- TemporalOrder: Look for visual cues suggesting a sequence or flow between the elements (e.g., pipes or connections implying a direction). If no clear visual cue for temporal order exists, answer "no".

Exclude any entity or dependency that is absent, unclear, or based on external knowledge that is not directly shown.

The elements and dependencies are as follows: [ELEM_DEPEND]

For the output format, please use the following structure:

```
{
  Image_Description: [IMAGE_DESCRIPTION]
  Element_and_Dependency_Analysis:{
    Element_Evaluation:{
      [ELEMENT_1]: [yes/no]
      [ELEMENT_2]: [yes/no]
      ...
    },
    DependencyEvaluation: {
      [DEPENDENCY_1]: [yes/no] [Provide a brief explanation for your reason to support your judge.]
      [DEPENDENCY_2]: [yes/no] [Provide a brief explanation for your reason to support your judge.]
      ...
    }
  }
}
```

C.5 Thinking Process Annotation Prompt

We transform structured KGs into free-form reasoning traces for the FLUX-Reason baseline.

Thinking Process Annotation Prompt

You are a designer master in drawing and design planning. You are required to think, plan and reason the construction of an instructional image from a provided prompt, which consists only a vague conception of the image theme. Accompanied visual elements and their realtions (also named entities) are also provided. Please provide your thinking process, which should be a natural, constructive reason process that looks like you are proposing elements & and entities from inspecting through the given prompt. Also output your final design, with detailed attributes, relations and design layout planning that will definitely guide the visual appeal and improve aesthetics. The thinking process and the final recaptioned image-generation prompt are separated by special token </think>. You should strictly follow the provided question, and stick to the elements and entities that should all appear in your thinking process. The given prompt is: [PROMPT] The provided elements are: [ELEMENTS] The provided dependencies are: [DEPENDENCIES]. Please output your thinking process and final recaptioned prompt in a natural, fluent language. Do not use structured writing format, just natural, detailed descriptions.

D Experiment Tables

D.1 Omitting Readability Penalty

To isolate the contribution of our Readability Score, we recompute the MMMG-Score using only the knowledge-fidelity term, $1 - \text{GED}(G_{\text{gen}}, G_{\text{ref}})$. Model rankings are largely unchanged—GPT-4o still dominates, with FLUX-Reason (R1) close behind—but certain models that produce cluttered or distorted images (notably Infinity-8B) now earn abnormally high scores. These outliers illustrate that knowledge fidelity alone is inadequate: without penalizing visual fragmentation, a model can inflate its score by generating semantically correct yet visually incoherent content.

Table 5: $1 - \text{GED}$ scores ($\times 100$) for each image generation model. Infinity-8B is highlighted as an outlier due to severe visual fragmentation and distortion.

Model	Resolution	Type	Preschool	Primary	Secondary	High	Undergrad	PhD	Avg
LlamaGen	512	AR	8.66	3.87	2.49	1.47	1.13	1.18	3.13
JanusFlow-1.3B	384	AR	24.76	12.99	8.89	5.63	3.68	3.84	6.63
SimpleAR	1024	AR	31.08	16.33	11.62	7.85	5.36	4.89	12.85
Janus-pro-7B	384	AR	30.18	17.11	12.81	8.63	5.63	5.75	13.35
Emu-3	720	MM	36.51	21.58	16.68	12.40	8.43	8.16	17.29
CogView-4	1024	DM	38.31	24.72	21.08	14.46	11.78	11.10	20.24
BAGEL	1024	MM	39.47	24.86	17.91	13.59	9.22	9.30	19.06
FLUX.1-[dev]	1024	DM	39.46	28.17	25.35	19.40	14.36	15.25	23.67
SEED-X	1024	MM	44.61	29.22	24.47	19.41	12.46	12.59	23.79
SDXL-1.0-refiner	1024	DM	40.18	31.91	25.77	21.91	14.42	13.53	24.62
SDXL-1.0	1024	DM	41.06	31.98	26.19	23.33	15.17	14.48	25.37
Ideogram V2	1024	DM	44.99	31.86	26.75	20.05	18.48	17.27	26.57
FLUX.1-[dev] (recaption)	1024	DM	45.31	33.13	31.86	25.02	19.98	17.76	28.84
HiDream-I1-Full	1024	DM	46.42	33.73	31.19	23.83	20.19	20.49	29.31
FLUX.1-[pro]	1024	DM	47.60	33.71	31.58	25.11	21.10	20.35	29.91
Infinity-8B	1024	AR	58.58	42.24	39.99	32.39	27.83	27.45	38.08
GPT-4o	1024	MM	65.69	52.17	53.24	51.52	41.56	38.74	50.49
FLUX-Reason ($\alpha 3$)	1024	DM	42.10	31.76	30.49	24.20	21.10	19.17	28.14
FLUX-Reason (R1-7B)	1024	DM	47.46	35.57	34.72	29.03	23.60	22.20	32.10
FLUX-Reason (R1)	1024	DM	53.40	41.20	37.56	34.16	25.33	22.93	35.76

D.2 Readability Distribution

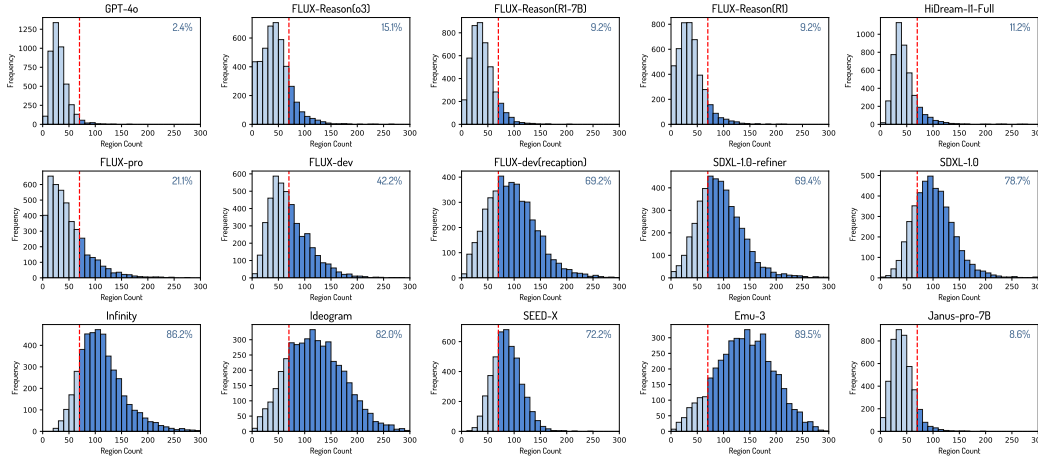


Figure 11: Distributions of SAM-2.1 segmentation counts n_{vis} for each model, with the dashed line at 70 indicating the fraction of visually fragmented outputs.

To counteract fragmentation, we examine the distribution of segment counts n_{vis} produced by SAM-2.1 for every generated image. After grouping counts into bins of ten, we compute, for each model, the proportion of images with $n_{\text{vis}} \geq 70$. More than 80% of images from Infinity, Ideogram V2, and SEED-X exceed this threshold, whereas fewer than 5% of GPT-4o outputs do. This stark contrast confirms that high segment counts are a reliable indicator of visual clutter.

By combining the penalties—multiplying $R(n_{\text{vis}}) \times (1 - \text{GED})$, we ensure that a high **MMG-Score** requires both semantic fidelity and visual coherence.

D.3 Decompose by Disciplines

Table 6: **MMG-Score** ($\times 100$) for **Biology** across prevalent image generation models. The top three average scores are highlighted in green, blue, and orange.

Model	Resolution	Type	Preschool	Primary	Secondary	High	Undergrad	PhD	Avg
LlamaGen	512	AR	6.72	4.19	3.12	0.91	0.47	0.95	2.73
Emu-3	720	MM	15.46	10.32	8.45	4.98	1.37	2.6	7.20
Ideogram V2	1024	DM	22.56	10.88	9.83	5.59	5.72	5.43	10.00
JanusFlow-1.3B	384	AR	28.37	18.2	13.01	5.24	2.86	2.66	11.72
SimpleAR	1024	AR	28.21	19.41	12.1	6.57	2.41	2.74	11.91
CogView-4	1024	DM	24.72	20.16	13.34	7.5	4.85	4.93	12.58
FLUX.1-[dev] (recaption)	1024	DM	30.13	18.69	19.25	11.86	8.34	6.03	15.72
Janus-pro-7B	384	AR	31.8	26.75	17.49	10.05	4.05	4.91	15.84
FLUX.1-[dev]	1024	DM	30.07	23.02	21.77	13.0	9.55	9.6	17.83
BAGEL	1024	MM	35.12	26.48	19.68	12.72	6.78	7.67	18.07
Infinity-8B	1024	AR	29.78	21.2	26.87	16.71	11.89	12.18	19.77
SDXL-1.0	1024	DM	31.35	27.86	21.91	18.93	10.43	9.14	19.94
SDXL-1.0-refiner	1024	DM	33.66	25.19	24.35	18.2	10.14	9.02	20.09
SEED-X	1024	MM	40.54	31.01	28.02	20.16	7.61	7.57	22.48
FLUX.1-[pro]	1024	DM	36.35	30.33	32.44	20.37	13.7	14.11	24.55
HiDream-I1-Full	1024	DM	42.15	34.87	27.04	20.61	13.52	13.35	25.26
GPT-4o	1024	MM	63.72	55.0	53.77	49.1	36.12	32.42	48.35
FLUX-Reason (o3)	1024	DM	35.21	34.62	26.02	20.35	14.66	12.84	23.95
FLUX-Reason (R1-7B)	1024	DM	42.53	37.82	28.94	23.94	13.65	15.08	26.99
FLUX-Reason (R1)	1024	DM	48.33	46.63	35.33	27.78	18.67	16.43	32.20

Table 7: **MMG-Score** ($\times 100$) for **Chemistry** across prevalent image generation models. The top three average scores are highlighted in green, blue, and orange.

Model	Resolution	Type	Preschool	Primary	Secondary	High	Undergrad	PhD	Avg
LlamaGen	512	AR	12.55	4.85	0.71	0.70	0.72	0.24	3.29
Emu-3	720	MM	14.26	5.60	10.41	2.99	4.39	3.11	6.79
SimpleAR	1024	AR	23.84	15.04	9.94	3.20	5.17	3.43	10.10
JanusFlow-1.3B	384	AR	28.78	14.23	8.41	5.44	5.12	3.32	10.88
Janus-pro-7B	384	AR	32.94	12.61	13.71	4.91	5.19	4.35	12.28
CogView-4	1024	DM	26.97	17.73	18.52	7.08	7.76	10.24	14.72
SEED-X	1024	MM	27.93	26.61	18.19	9.75	10.90	9.20	17.10
BAGEL	1024	MM	33.67	24.20	20.04	10.52	9.09	10.54	18.01
SDXL-1.0-refiner	1024	DM	26.47	22.27	24.00	15.55	11.14	8.85	18.05
SDXL-1.0	1024	DM	26.66	21.66	27.59	13.88	11.63	11.21	18.77
Ideogram V2	1024	DM	37.72	21.05	24.81	13.84	11.44	11.50	20.06
FLUX.1-[dev]	1024	DM	36.77	28.46	28.15	16.54	11.38	14.77	22.68
Infinity-8B	1024	AR	24.00	22.98	35.27	14.22	21.44	20.80	23.12
FLUX.1-[dev] (recaption)	1024	DM	30.39	32.13	29.74	19.01	16.95	14.36	23.76
FLUX.1-[pro]	1024	DM	45.48	36.55	33.53	22.77	23.90	23.35	30.93
HiDream-I1-Full	1024	DM	48.57	38.47	32.24	22.86	26.53	24.60	32.21
GPT-4o	1024	MM	67.06	63.61	66.87	65.17	58.49	50.37	61.93
FLUX-Reason (o3)	1024	DM	42.04	38.27	34.84	26.81	21.50	16.71	30.03
FLUX-Reason (R1-7B)	1024	DM	49.94	41.14	43.68	31.59	30.90	23.04	36.71
FLUX-Reason (R1)	1024	DM	57.23	43.83	47.78	34.42	31.93	25.95	40.19

Table 8: MMMG-Score ($\times 100$) for **Mathematics** across prevalent image generation models. The top three average scores are highlighted in green, blue, and orange.

Model	Resolution	Type	Preschool	Primary	Secondary	High	Undergrad	PhD	Avg
LlamaGen	512	AR	19.03	5.38	3.99	0.76	0.0	1.59	5.12
Emu-3	720	MM	15.91	9.52	10.47	4.92	4.35	2.0	7.86
JanusFlow-1.3B	384	AR	33.52	13.8	11.5	3.43	2.62	5.63	11.75
Janus-pro-7B	384	AR	34.73	19.37	13.41	7.11	1.99	4.71	13.55
SimpleAR	1024	AR	34.32	15.99	16.06	6.6	5.02	4.9	13.81
SDXL-1.0	1024	DM	25.81	23.02	22.99	9.47	7.12	7.86	16.04
SDXL-1.0-refiner	1024	DM	26.83	18.96	24.3	9.91	8.01	8.87	16.15
Ideogram V2	1024	DM	32.08	19.07	24.34	11.6	13.68	8.36	18.19
CogView-4	1024	DM	42.43	25.81	21.77	10.85	9.98	4.77	19.27
SEED-X	1024	MM	38.67	24.54	28.38	10.4	7.42	6.45	19.31
BAGEL	1024	MM	48.13	27.79	22.68	10.38	8.9	6.16	20.67
Infinity-8B	1024	AR	38.45	23.72	33.18	19.69	20.28	17.51	25.47
FLUX.1-[dev]	1024	DM	46.6	36.02	33.15	19.78	17.43	11.69	27.45
FLUX.1-[dev] (recaption)	1024	DM	40.55	36.78	32.18	20.78	20.45	17.83	28.09
HiDream-I1-Full	1024	DM	52.88	35.25	36.72	21.28	22.25	20.29	31.44
FLUX.1-[pro]	1024	DM	57.79	38.19	39.08	21.87	26.61	18.78	33.72
GPT-4o	1024	MM	67.15	55.16	64.74	56.05	51.01	48.97	57.18
FLUX-Reason (o3)	1024	DM	51.68	34.82	35.24	18.15	21.76	21.53	30.53
FLUX-Reason (R1-7B)	1024	DM	56.27	42.36	46.75	30.58	28.74	29.67	39.06
FLUX-Reason (R1)	1024	DM	52.56	43.24	40.17	28.64	25.61	21.95	35.36

Table 9: MMMG-Score ($\times 100$) for **Economics** across prevalent image generation models. Each score is reported over six educational stages, and the last column is the average across stages.

Model	Resolution	Type	Preschool	Primary	Secondary	High	Undergrad	PhD	Avg
LlamaGen	512	AR	2.99	0.5	0.16	0.21	0.75	0.78	0.9
Emu-3	720	MM	2.76	0.6	1.75	0.97	0.53	1.56	1.36
JanusFlow-1.3B	384	AR	6.25	4.47	5.44	1.56	1.26	1.83	3.47
SimpleAR	1024	AR	8.39	4.59	2.61	1.84	1.63	1.96	3.5
BAGEL	1024	MM	11.17	8.54	4.17	3.94	2.12	2.58	5.42
Janus-pro-7B	384	AR	12.66	6.09	5.83	4.35	4.07	4.27	6.21
SEED-X	1024	MM	16.08	9.02	6.56	4.15	3.34	3.14	7.05
SDXL-1.0	1024	DM	5.56	12.52	6.37	8.55	5.39	5.21	7.27
SDXL-1.0-refiner	1024	DM	5.09	12.73	10.33	9.14	5.6	7.26	8.36
CogView-4	1024	DM	17.74	9.3	9.32	8.47	6.06	5.75	9.44
Ideogram V2	1024	DM	12.54	16.18	8.05	8.64	5.69	7.22	9.72
FLUX.1-[dev] (recaption)	1024	DM	18.17	12.04	16.46	13.64	9.42	11.15	13.48
Infinity-8B	1024	AR	17.26	16.71	15.14	12.48	9.77	11.73	13.85
FLUX.1-[dev]	1024	DM	21.54	18.51	16.36	13.79	11.41	11.45	15.51
FLUX.1-[pro]	1024	DM	35.83	23.37	23.71	20.48	15.02	18.17	22.76
HiDream-I1-Full	1024	DM	39.06	23.04	27.46	20.33	15.85	17.76	23.92
GPT-4o	1024	MM	54.85	38.87	48.78	44.14	33.82	33.4	42.31
FLUX-Reason (o3)	1024	DM	31.52	22.19	26.32	19.71	16.08	14.5	21.72
FLUX-Reason (R1-7B)	1024	DM	37.1	27.23	29.7	26.84	22.33	19.2	27.07
FLUX-Reason (R1)	1024	DM	44.45	28.11	27.44	28.34	19.52	20.0	27.98

Table 10: MMMG-Score ($\times 100$) for **Engineering** across prevalent image generation models. The top three average scores are highlighted in green, blue, and orange.

Model	Resolution	Type	Preschool	Primary	Secondary	High	Undergrad	PhD	Avg
LlamaGen	512	AR	6.45	3.93	1.27	1.28	2.41	0.60	2.66
Emu-3	720	MM	22.35	6.43	5.26	7.83	2.97	3.27	8.02
JanusFlow-1.3B	384	AR	22.52	12.13	6.77	7.58	4.69	5.42	9.85
SimpleAR	1024	AR	25.64	11.71	6.27	8.33	5.77	5.65	10.56
Ideogram V2	1024	DM	23.90	16.15	12.89	11.23	9.47	8.83	13.74
Janus-pro-7B	384	AR	31.17	22.12	12.34	11.70	8.00	7.83	15.53
CogView-4	1024	DM	28.53	16.57	15.81	15.31	8.81	8.05	15.51
SDXL-1.0-refiner	1024	DM	36.96	24.81	15.35	21.83	13.93	11.03	20.65
FLUX.1-[dev]	1024	DM	32.03	24.24	20.57	20.79	13.29	15.20	21.02
SDXL-1.0	1024	DM	36.57	21.34	18.24	23.45	12.95	14.99	21.26
BAGEL	1024	MM	41.24	26.26	21.48	18.92	11.99	11.25	21.86
FLUX.1-[dev] (recaption)	1024	DM	37.31	22.10	26.15	21.69	12.72	13.81	22.30
SEED-X	1024	MM	44.50	29.48	21.02	21.88	11.85	12.62	23.56
Infinity-8B	1024	AR	41.61	27.92	27.19	29.26	16.60	19.57	27.03
HiDream-I1-Full	1024	DM	48.97	34.73	31.32	27.01	18.01	22.63	30.44
FLUX.1-[pro]	1024	DM	51.16	35.38	31.36	27.52	19.39	20.81	30.94
GPT-4o	1024	MM	77.32	59.48	54.32	62.20	41.62	41.50	56.07
FLUX-Reason (o3)	1024	DM	45.04	32.53	32.38	29.93	22.03	20.74	30.44
FLUX-Reason (R1-7B)	1024	DM	52.69	39.23	35.65	35.36	21.72	24.40	34.84
FLUX-Reason (R1)	1024	DM	58.21	43.84	42.47	46.07	28.58	23.85	40.50

Table 11: MMMG-Score ($\times 100$) for **Geography** across prevalent image generation models. The top three average scores are highlighted in green, blue, and orange.

Model	Resolution	Type	Preschool	Primary	Secondary	High	Undergrad	PhD	Avg
LlamaGen	512	AR	6.87	3.60	6.77	6.43	3.90	3.23	5.13
Emu-3	720	MM	12.92	19.21	15.16	17.98	8.56	7.80	13.61
Ideogram V2	1024	DM	14.83	18.37	18.27	15.91	9.38	8.04	14.13
CogView-4	1024	DM	20.98	17.37	21.09	16.40	12.92	11.42	16.70
JanusFlow-1.3B	384	AR	24.87	20.22	17.46	16.93	8.62	13.37	16.91
SimpleAR	1024	AR	25.43	16.80	21.62	16.98	13.72	9.45	17.33
Janus-pro-7B	384	AR	33.48	23.14	26.99	15.67	13.55	10.83	20.61
FLUX.1-[dev] (recaption)	1024	DM	22.30	20.60	26.53	21.09	17.99	16.01	20.75
FLUX.1-[dev]	1024	DM	25.28	26.94	25.34	23.14	17.91	13.48	22.02
BAGEL	1024	MM	26.80	26.74	30.98	21.82	16.79	13.68	22.80
Infinity-8B	1024	AR	26.20	30.23	25.79	32.01	20.50	17.28	25.33
SDXL-1.0-refiner	1024	DM	21.50	30.06	39.67	39.31	18.87	15.35	27.46
SDXL-1.0	1024	DM	26.55	26.80	39.79	37.01	25.53	16.35	28.67
HiDream-I1-Full	1024	DM	32.60	35.34	35.92	30.93	26.89	20.91	30.43
SEED-X	1024	MM	35.65	34.96	38.98	36.08	20.57	22.03	31.38
FLUX.1-[pro]	1024	DM	40.06	33.12	34.43	33.92	25.72	21.69	31.49
GPT-4o	1024	MM	65.40	55.80	57.91	54.07	44.19	37.70	52.51
FLUX-Reason (o3)	1024	DM	37.17	29.37	39.21	32.14	30.34	23.92	32.02
FLUX-Reason (R1-7B)	1024	DM	40.82	34.40	41.36	34.30	28.60	23.56	33.84
FLUX-Reason (R1)	1024	DM	49.87	46.02	43.91	44.26	32.44	27.47	40.66

Table 12: MMMG-Score ($\times 100$) for **Sociology** across prevalent image generation models. The top three average scores are highlighted in green, blue, and orange.

Model	Resolution	Type	Preschool	Primary	Secondary	High	Undergrad	PhD	Avg
LlamaGen	512	AR	5.27	0.94	2.42	1.07	0.71	0.79	1.87
Emu-3	720	MM	7.94	2.21	1.78	0.99	0.86	0.78	2.43
SimpleAR	1024	AR	16.16	3.09	3.96	2.61	2.56	0.44	4.80
JanusFlow-1.3B	384	AR	23.34	6.26	6.66	2.94	5.28	1.55	7.67
Ideogram V2	1024	DM	15.76	8.14	6.63	10.76	6.48	5.33	8.85
SDXL-1.0	1024	DM	20.11	8.52	7.84	8.85	4.78	5.97	9.35
CogView-4	1024	DM	20.41	9.59	8.99	8.49	7.77	4.60	9.97
BAGEL	1024	MM	25.00	7.83	8.38	7.64	8.26	5.02	10.35
Janus-pro-7B	384	AR	27.83	10.41	10.68	6.15	6.49	4.11	10.95
SDXL-1.0-refiner	1024	DM	26.10	7.24	10.35	12.36	4.65	7.04	11.29
SEED-X	1024	MM	31.69	12.58	13.39	9.13	9.67	4.03	13.42
Infinity-8B	1024	AR	18.39	15.70	12.93	13.44	13.02	8.74	13.70
FLUX.1-[dev] (recaption)	1024	DM	27.72	13.44	14.77	14.52	12.96	10.26	15.61
FLUX.1-[dev]	1024	DM	29.87	13.95	15.05	15.15	13.16	9.08	16.04
FLUX.1-[pro]	1024	DM	40.67	20.98	20.31	22.79	18.20	12.02	22.50
HiDream-I1-Full	1024	DM	43.59	24.01	26.99	20.26	24.63	16.02	25.92
GPT-4o	1024	MM	67.10	41.20	44.80	44.45	44.00	27.41	44.83
FLUX-Reason (o3)	1024	DM	35.66	20.21	22.97	21.27	20.79	14.98	22.65
FLUX-Reason (R1-7B)	1024	DM	45.72	24.64	27.21	25.57	26.34	16.01	27.58
FLUX-Reason (R1)	1024	DM	48.09	30.53	32.31	32.10	25.33	17.30	30.94

Table 13: MMMG-Score ($\times 100$) for **Literature** across prevalent image generation models. The top three average scores are highlighted in green, blue, and orange.

Model	Resolution	Type	Preschool	Primary	Secondary	High	Undergrad	PhD	Avg
LlamaGen	512	AR	15.93	9.45	4.64	3.09	1.65	2.00	6.13
Emu-3	720	MM	13.05	7.25	5.88	5.66	3.32	2.04	6.20
Ideogram V2	1024	DM	16.81	8.98	8.50	8.71	9.96	7.02	10.00
JanusFlow-1.3B	384	AR	37.01	17.38	4.29	5.82	2.39	1.85	11.46
BAGEL	1024	MM	21.80	19.86	8.44	7.56	6.40	6.83	11.81
SimpleAR	1024	AR	32.28	15.99	7.25	8.72	4.13	4.29	12.11
CogView-4	1024	DM	26.87	15.95	12.47	9.39	9.17	7.51	13.56
SDXL-1.0	1024	DM	21.30	19.16	10.30	12.24	11.98	9.41	14.06
Infinity-8B	1024	AR	16.32	14.08	12.91	15.03	14.78	11.97	14.18
SDXL-1.0-refiner	1024	DM	22.50	18.33	11.37	12.36	11.07	10.62	14.38
Janus-pro-7B	384	AR	44.15	16.64	9.17	7.76	5.61	5.07	14.73
SEED-X	1024	MM	35.03	21.86	9.07	14.25	8.68	7.15	16.01
FLUX.1-[dev] (recaption)	1024	DM	23.40	18.99	13.00	13.83	14.76	14.31	16.38
FLUX.1-[dev]	1024	DM	26.50	21.65	17.37	12.23	13.16	14.37	17.55
FLUX.1-[pro]	1024	DM	43.07	30.25	23.59	21.12	23.82	24.96	27.80
HiDream-I1-Full	1024	DM	41.92	28.26	28.68	27.37	21.59	28.28	29.35
GPT-4o	1024	MM	66.45	54.25	46.51	46.60	42.93	47.37	50.69
FLUX-Reason (o3)	1024	DM	37.54	30.37	28.98	26.91	21.38	30.35	29.25
FLUX-Reason (R1-7B)	1024	DM	42.49	31.73	32.52	28.24	25.78	32.52	32.21
FLUX-Reason (R1)	1024	DM	44.26	39.58	33.28	36.71	25.80	33.27	35.48

Table 14: MMMG-Score ($\times 100$) for **History** across prevalent image generation models. The top three average scores are highlighted in green, blue, and orange.

Model	Resolution	Type	Preschool	Primary	Secondary	High	Undergrad	PhD	Avg
LlamaGen	512	AR	1.21	3.41	1.12	1.90	0.42	0.95	1.50
Emu-3	720	MM	4.03	7.47	3.97	5.43	3.43	2.33	4.44
Ideogram V2	1024	DM	3.96	2.15	7.03	4.91	4.92	8.77	5.29
JanusFlow-1.3B	384	AR	6.85	11.81	8.82	6.88	2.85	2.51	6.62
SimpleAR	1024	AR	6.91	10.15	7.58	7.29	5.61	4.88	7.07
BAGEL	1024	MM	8.50	11.82	8.25	5.61	5.80	6.80	7.80
CogView-4	1024	DM	6.75	8.37	9.44	10.09	6.73	7.51	8.15
Janus-pro-7B	384	AR	13.08	10.68	10.97	8.06	5.09	5.90	8.96
Infinity-8B	1024	AR	11.09	9.82	9.48	11.35	8.04	8.61	9.73
SDXL-1.0	1024	DM	3.05	13.77	13.70	15.97	7.35	6.44	10.05
FLUX.1-[dev] (recaption)	1024	DM	10.65	11.90	13.00	8.19	9.01	9.65	10.40
SDXL-1.0-refiner	1024	DM	2.43	14.95	17.77	16.85	9.18	5.79	11.16
FLUX.1-[dev]	1024	DM	9.95	15.15	15.78	12.29	9.99	12.69	12.64
SEED-X	1024	MM	17.78	18.90	18.80	18.21	10.28	14.27	16.37
FLUX.1-[pro]	1024	DM	26.40	21.26	24.56	22.47	18.74	20.21	22.27
HiDream-I1-Full	1024	DM	26.84	29.92	29.80	24.63	24.81	28.54	27.42
GPT-4o	1024	MM	36.84	44.38	45.62	42.76	37.76	42.59	41.66
FLUX-Reason (o3)	1024	DM	16.21	26.69	28.87	22.72	26.05	26.58	24.52
FLUX-Reason (R1-7B)	1024	DM	28.65	28.29	29.51	26.22	25.55	27.57	27.63
FLUX-Reason (R1)	1024	DM	28.45	34.43	38.21	34.17	30.42	31.39	32.84

Table 15: MMMG-Score ($\times 100$) for **Philosophy** across prevalent image generation models. Scores are reported over five educational stages (no Preschool data). The top three average scores are highlighted in green, blue, and orange.

Model	Resolution	Type	Primary	Secondary	High	Undergrad	PhD	Avg
LlamaGen	512	AR	5.23	0.95	0.81	0.77	1.8	1.91
Emu-3	720	MM	6.89	2.83	2.51	0.96	4.14	3.47
JanusFlow-1.3B	384	AR	14.63	3.06	1.19	3.48	4.89	5.45
SimpleAR	1024	AR	11.52	3.26	3.88	3.35	8.16	6.03
BAGEL	1024	MM	16.51	7.9	3.84	2.51	8.69	7.89
Janus-pro-7B	384	AR	18.42	5.33	4.4	5.35	7.96	8.29
SDXL-1.0	1024	DM	18.35	8.01	6.4	6.63	8.0	9.48
SEED-X	1024	MM	20.49	8.63	6.36	4.95	7.98	9.68
SDXL-1.0-refiner	1024	DM	20.21	8.68	7.82	7.46	5.87	10.01
CogView-4	1024	DM	23.83	10.28	5.98	5.49	9.08	10.93
FLUX.1-[dev] (recaption)	1024	DM	23.55	15.98	14.44	13.33	9.47	15.35
Ideogram V2	1024	DM	23.0	17.64	14.31	15.63	14.09	16.93
Infinity-8B	1024	AR	21.7	17.86	15.12	14.1	18.93	17.54
FLUX.1-[dev]	1024	DM	29.05	18.28	15.98	12.37	19.23	18.98
FLUX.1-[pro]	1024	DM	36.72	29.32	26.34	22.16	26.02	28.11
HiDream-I1-Full	1024	DM	40.39	30.78	27.82	19.4	28.24	29.33
GPT-4o	1024	MM	59.58	48.55	45.21	42.35	45.03	48.14
FLUX-Reason (o3)	1024	DM	33.48	22.78	27.33	21.1	25.76	26.09
FLUX-Reason (R1-7B)	1024	DM	41.57	34.6	30.02	26.55	30.47	32.64
FLUX-Reason (R1)	1024	DM	41.5	36.08	30.45	26.04	27.84	32.38

E Ablation Study

E.1 Self-Consistency of MMMG-Eval

A truly reliable evaluation metric must exhibit self-consistency: when applied to ground-truth images, MMMG should recover the original knowledge graph with minimal error. We assess this property by running OpenAI-o3 as the evaluator and compute two complementary scores on all reference images: the knowledge fidelity term

$$1 - \text{GED}(G_{\text{gen}}, G_{\text{ref}})$$

and the unified accuracy

$$\text{u-acc} = \frac{N_e^{\text{correct}} + N_d^{\text{correct}}}{N_e + N_d},$$

where N_e, N_d are the total number of entities and dependencies, and $N_e^{\text{correct}}, N_d^{\text{correct}}$ the correctly recovered counts. Table 16 reports these metrics across six educational stages. We observe consistently high fidelity (> 0.92) and accuracy (> 0.91) without any stage-specific tuning, confirming that MMMG faithfully grounds and retrieves structured knowledge from its source images.

	Preschool	Primary	Secondary	High School	Undergrad	PhD
$1 - \text{GED}$	0.9373	0.9336	0.9318	0.9307	0.9287	0.9360
u-acc	0.9261	0.9218	0.9154	0.9110	0.9154	0.9240

Table 16: Self-consistency evaluation: structural fidelity ($1 - \text{GED}$) and unified accuracy (u-acc) of MMMG on ground-truth images across different educational stages.

E.2 Robustness of MMMG Evaluation

In addition to self-consistency, a reliable evaluation metric should be robust to changes in its underlying judgment engine. To assess this, we recompute the MMMG-Score using three variants of OpenAI’s language models—OpenAI-o3 (high reasoning effort), OpenAI-o3, and OpenAI-o1 (lightweight)—on the same set of generated images. As shown in Table 17, the relative rankings of generation models (GPT-4o-Image, FLUX-Reason (R1), FLUX.1-[pro], Infinity-8B, SEED-X) remain consistent across all evaluator variants, with only minor score fluctuations. This stability indicates that MMMG-Score is robust to variations in the choice of LLM.

Evaluator	GPT-4o	FLUX-Reason (R1)	FLUX.1-[pro]	Infinity-8B	SEED-X
OpenAI-o3-high	50.20	34.45	27.14	19.18	18.16
OpenAI-o3	51.07	34.62	27.33	19.54	18.49
OpenAI-o1	52.81	37.25	29.52	21.73	20.86

Table 17: Robustness evaluation: MMMG-Score (higher is better) recomputed with different OpenAI LLM variants. The preserved model ranking and low score variance confirm stability against evaluator changes.

F Visualization

F.1 Preschool

F.1.1 Biology

Question: Visualize an educational diagram illustrating how heat influences the water cycle through transpiration and surface water interactions.

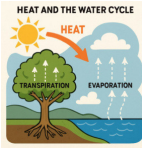
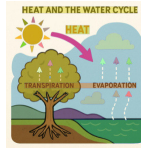
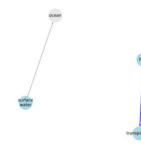
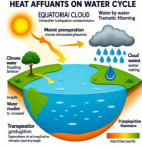
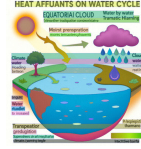
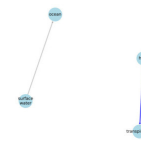










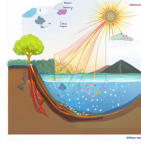

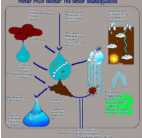
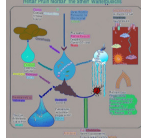

<p>GPT-4o</p> 			<p>Entities:</p> <ul style="list-style-type: none"> 'Heat': True 'Ocean': False 'Surface Water': True 'Transpiration': True 	<p>Dependencies:</p> <ul style="list-style-type: none"> 'Causes(Heat, Transpiration)': True 'Contains(Surface Water, Ocean)': False 	<p>1-GED: 0.60</p> <p>Segments: 27</p> <p>Readability: 1.00</p> <p>MMMG: 0.60</p>
<p>FLUX-Reason (R)</p> 			<p>Entities:</p> <ul style="list-style-type: none"> 'Heat': True 'Ocean': True 'Surface Water': True 'Transpiration': True 	<p>Dependencies:</p> <ul style="list-style-type: none"> 'Causes(Heat, Transpiration)': True 'Contains(Surface Water, Ocean)': False 	<p>1-GED: 0.91</p> <p>Segments: 64</p> <p>Readability: 1.00</p> <p>MMMG: 0.91</p>
<p>HiDream-II-full</p> 			<p>Entities:</p> <ul style="list-style-type: none"> 'Heat': True 'Ocean': False 'Surface Water': True 'Transpiration': True 	<p>Dependencies:</p> <ul style="list-style-type: none"> 'Causes(Heat, Transpiration)': False 'Contains(Surface Water, Ocean)': False 	<p>1-GED: 0.67</p> <p>Segments: 78</p> <p>Readability: 0.91</p> <p>MMMG: 0.61</p>
<p>FLUXI-[pro]</p> 			<p>Entities:</p> <ul style="list-style-type: none"> 'Heat': True 'Ocean': False 'Surface Water': True 'Transpiration': False 	<p>Dependencies:</p> <ul style="list-style-type: none"> 'Causes(Heat, Transpiration)': False 'Contains(Surface Water, Ocean)': False 	<p>1-GED: 0.50</p> <p>Segments: 36</p> <p>Readability: 1.00</p> <p>MMMG: 0.50</p>
<p>Ideogram V2</p> 			<p>Entities:</p> <ul style="list-style-type: none"> 'Heat': True 'Ocean': False 'Surface Water': True 'Transpiration': False 	<p>Dependencies:</p> <ul style="list-style-type: none"> 'Causes(Heat, Transpiration)': False 'Contains(Surface Water, Ocean)': False 	<p>1-GED: 0.50</p> <p>Segments: 120</p> <p>Readability: 0.44</p> <p>MMMG: 0.22</p>
<p>Infinity-8B</p> 			<p>Entities:</p> <ul style="list-style-type: none"> 'Heat': True 'Ocean': True 'Surface Water': True 'Transpiration': False 	<p>Dependencies:</p> <ul style="list-style-type: none"> 'Causes(Heat, Transpiration)': False 'Contains(Surface Water, Ocean)': False 	<p>1-GED: 0.67</p> <p>Segments: 40</p> <p>Readability: 1.00</p> <p>MMMG: 0.67</p>
<p>Seed-X</p> 			<p>Entities:</p> <ul style="list-style-type: none"> 'Heat': True 'Ocean': False 'Surface Water': True 'Transpiration': False 	<p>Dependencies:</p> <ul style="list-style-type: none"> 'Causes(Heat, Transpiration)': False 'Contains(Surface Water, Ocean)': False 	<p>1-GED: 0.50</p> <p>Segments: 63</p> <p>Readability: 1.00</p> <p>MMMG: 0.50</p>

Figure 12: MMMG Benchmark visualization for seven representative models on a Preschool-Biology example. Each row corresponds to one model and, from left to right, displays the generated image, its segmentation map, the reconstructed knowledge graph, the extracted entity and dependency lists, and finally the overall MMMG-Score along with its component sub-scores.

F.1.2 Chemistry

Question: Design a playful chart about how bubbles are formed in different liquids, incorporating vibrant colors and fun shapes.











<p>GPT-4o</p> 			<p>Entities:</p> <ul style="list-style-type: none"> 'bubbles': True 'formation process': False 'fun shapes': True 'liquids': True 'vibrant colors': True 	<p>Dependencies:</p> <ul style="list-style-type: none"> 'Causes(formation process, bubbles)': False 'Contains(bubbles, formation process)': False 'Defines(liquids, fun shapes)': False 'Defines(liquids, vibrant colors)': False 'Requires(formation process, liquids)': False 	<p>1-GED: 0.50</p> <p>Segments: 70</p> <p>Readability: 1.00</p> <p>MMMG: 0.50</p>
<p>FLUX-Reason (R0)</p> 			<p>Entities:</p> <ul style="list-style-type: none"> 'bubbles': True 'formation process': False 'fun shapes': False 'liquids': True 'vibrant colors': False 	<p>Dependencies:</p> <ul style="list-style-type: none"> 'Causes(formation process, bubbles)': False 'Contains(bubbles, formation process)': False 'Defines(liquids, fun shapes)': False 'Defines(liquids, vibrant colors)': False 'Requires(formation process, liquids)': False 	<p>1-GED: 0.29</p> <p>Segments: 43</p> <p>Readability: 1.00</p> <p>MMMG: 0.29</p>
<p>HiDream-11-full</p> 			<p>Entities:</p> <ul style="list-style-type: none"> 'bubbles': True 'formation process': False 'fun shapes': True 'liquids': True 'vibrant colors': True 	<p>Dependencies:</p> <ul style="list-style-type: none"> 'Causes(formation process, bubbles)': False 'Contains(bubbles, formation process)': False 'Defines(liquids, fun shapes)': False 'Defines(liquids, vibrant colors)': False 'Requires(formation process, liquids)': False 	<p>1-GED: 0.50</p> <p>Segments: 62</p> <p>Readability: 1.00</p> <p>MMMG: 0.50</p>
<p>FLUX1-[pro]</p> 			<p>Entities:</p> <ul style="list-style-type: none"> 'bubbles': True 'formation process': False 'fun shapes': True 'liquids': True 'vibrant colors': True 	<p>Dependencies:</p> <ul style="list-style-type: none"> 'Causes(formation process, bubbles)': False 'Contains(bubbles, formation process)': False 'Defines(liquids, fun shapes)': True 'Defines(liquids, vibrant colors)': True 'Requires(formation process, liquids)': False 	<p>1-GED: 0.80</p> <p>Segments: 1</p> <p>Readability: 1.00</p> <p>MMMG: 0.80</p>
<p>Ideogram V2</p> 			<p>Entities:</p> <ul style="list-style-type: none"> 'bubbles': True 'formation process': False 'fun shapes': True 'liquids': True 'vibrant colors': True 	<p>Dependencies:</p> <ul style="list-style-type: none"> 'Causes(formation process, bubbles)': False 'Contains(bubbles, formation process)': False 'Defines(liquids, fun shapes)': False 'Defines(liquids, vibrant colors)': False 'Requires(formation process, liquids)': False 	<p>1-GED: 0.50</p> <p>Segments: 80</p> <p>Readability: 0.89</p> <p>MMMG: 0.44</p>
<p>Infinity-8B</p> 			<p>Entities:</p> <ul style="list-style-type: none"> 'bubbles': True 'formation process': False 'fun shapes': True 'liquids': True 'vibrant colors': True 	<p>Dependencies:</p> <ul style="list-style-type: none"> 'Causes(formation process, bubbles)': False 'Contains(bubbles, formation process)': False 'Defines(liquids, fun shapes)': False 'Defines(liquids, vibrant colors)': False 'Requires(formation process, liquids)': False 	<p>1-GED: 0.50</p> <p>Segments: 208</p> <p>Readability: 0.00</p> <p>MMMG: 0.00</p>
<p>Seed-X</p> 			<p>Entities:</p> <ul style="list-style-type: none"> 'bubbles': True 'formation process': False 'fun shapes': True 'liquids': True 'vibrant colors': True 	<p>Dependencies:</p> <ul style="list-style-type: none"> 'Causes(formation process, bubbles)': False 'Contains(bubbles, formation process)': False 'Defines(liquids, fun shapes)': False 'Defines(liquids, vibrant colors)': False 'Requires(formation process, liquids)': False 	<p>1-GED: 0.50</p> <p>Segments: 138</p> <p>Readability: 0.24</p> <p>MMMG: 0.12</p>

Figure 13: MMMG Benchmark visualization for seven representative models on a Preschool-Chemistry example. Each row corresponds to one model and, from left to right, displays the generated image, the segmentation map, the reconstructed knowledge graph, the extracted entity and dependency lists, and finally the overall MMMG-Score along with its component sub-scores.

F.1.3 Mathematics

Question: Create a fun calendar featuring the days of the week, using different colors and cartoon animals to represent each day.



Figure 14: MMMG Benchmark visualization for seven representative models on a Preschool-Mathematics example. Each row corresponds to one model and, from left to right, displays the generated image, its segmentation map, the reconstructed knowledge graph, the extracted entity and dependency lists, and finally the overall MMMG-Score along with its component sub-scores.

F.1.4 Engineering

Question: Visualize an educational poster illustrating the steps to create a paper shirt through folding techniques.





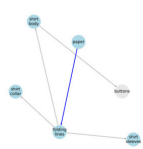









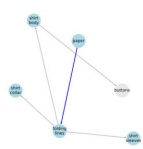



<p>GPT-4o</p>    <p>Entities:</p> <ul style="list-style-type: none"> 'buttons': False 'folding lines': True 'paper': True 'shirt body': True 'shirt collar': True 'shirt sleeves': True <p>Dependencies:</p> <ul style="list-style-type: none"> 'Causes(folding lines, shirt body)': True 'Causes(folding lines, shirt collar)': True 'Causes(folding lines, shirt sleeves)': True 'Contains(paper, folding lines)': True 'Contains(shirt body, buttons)': False <p>1-GED: 0.80</p> <p>Segments: 17</p> <p>Readability: 1.00</p> <p>MMMG: 0.80</p>	
<p>FLUX-Reason (R)</p> <p>CREETE PAPER SHIRT</p>    <p>Entities:</p> <ul style="list-style-type: none"> 'buttons': False 'folding lines': True 'paper': True 'shirt body': True 'shirt collar': True 'shirt sleeves': True <p>Dependencies:</p> <ul style="list-style-type: none"> 'Causes(folding lines, shirt body)': False 'Causes(folding lines, shirt collar)': False 'Causes(folding lines, shirt sleeves)': False 'Contains(paper, folding lines)': True 'Contains(shirt body, buttons)': False <p>1-GED: 0.59</p> <p>Segments: 43</p> <p>Readability: 1.00</p> <p>MMMG: 0.59</p>	
<p>HiDream-11-full</p> <p>HOW TO CREATE A PAPER SHIRT</p>    <p>Entities:</p> <ul style="list-style-type: none"> 'buttons': False 'folding lines': False 'paper': True 'shirt body': True 'shirt collar': True 'shirt sleeves': True <p>Dependencies:</p> <ul style="list-style-type: none"> 'Causes(folding lines, shirt body)': False 'Causes(folding lines, shirt collar)': False 'Causes(folding lines, shirt sleeves)': False 'Contains(paper, folding lines)': False 'Contains(shirt body, buttons)': True <p>1-GED: 0.59</p> <p>Segments: 24</p> <p>Readability: 1.00</p> <p>MMMG: 0.59</p>	
<p>FLUX1-[pro]</p> <p>Paper</p>    <p>Entities:</p> <ul style="list-style-type: none"> 'buttons': True 'folding lines': False 'paper': False 'shirt body': True 'shirt collar': True 'shirt sleeves': True <p>Dependencies:</p> <ul style="list-style-type: none"> 'Causes(folding lines, shirt body)': False 'Causes(folding lines, shirt collar)': False 'Causes(folding lines, shirt sleeves)': False 'Contains(paper, folding lines)': False 'Contains(shirt body, buttons)': True <p>1-GED: 0.62</p> <p>Segments: 30</p> <p>Readability: 1.00</p> <p>MMMG: 0.62</p>	
<p>Ideogram V2</p>    <p>Entities:</p> <ul style="list-style-type: none"> 'buttons': True 'folding lines': True 'paper': True 'shirt body': True 'shirt collar': True 'shirt sleeves': True <p>Dependencies:</p> <ul style="list-style-type: none"> 'Causes(folding lines, shirt body)': True 'Causes(folding lines, shirt collar)': True 'Causes(folding lines, shirt sleeves)': False 'Contains(paper, folding lines)': True 'Contains(shirt body, buttons)': True <p>1-GED: 0.95</p> <p>Segments: 135</p> <p>Readability: 0.28</p> <p>MMMG: 0.26</p>	
<p>Infinity-8B</p> <p>PARON'S PEE SHIRT</p>    <p>Entities:</p> <ul style="list-style-type: none"> 'buttons': False 'folding lines': True 'paper': True 'shirt body': True 'shirt collar': True 'shirt sleeves': True <p>Dependencies:</p> <ul style="list-style-type: none"> 'Causes(folding lines, shirt body)': False 'Causes(folding lines, shirt collar)': False 'Causes(folding lines, shirt sleeves)': False 'Contains(paper, folding lines)': True 'Contains(shirt body, buttons)': False <p>1-GED: 0.59</p> <p>Segments: 100</p> <p>Readability: 0.67</p> <p>MMMG: 0.39</p>	
<p>Seed-X</p>    <p>Entities:</p> <ul style="list-style-type: none"> 'buttons': True 'folding lines': True 'paper': True 'shirt body': True 'shirt collar': True 'shirt sleeves': True <p>Dependencies:</p> <ul style="list-style-type: none"> 'Causes(folding lines, shirt body)': False 'Causes(folding lines, shirt collar)': False 'Causes(folding lines, shirt sleeves)': False 'Contains(paper, folding lines)': True 'Contains(shirt body, buttons)': True <p>1-GED: 0.84</p> <p>Segments: 60</p> <p>Readability: 1.00</p> <p>MMMG: 0.84</p>	

Figure 15: MMMG Benchmark visualization for seven representative models on a Preschool-Engineering example. Each row corresponds to one model and, from left to right, displays the generated image, its segmentation map, the reconstructed knowledge graph, the extracted entity and dependency lists, and finally the overall MMMG-Score along with its component sub-scores.

F.1.5 Geography

Question: Visualize an infographic depicting the different forms of precipitation and their characteristics.

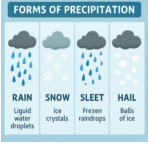
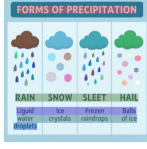
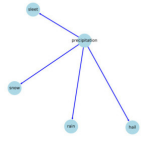
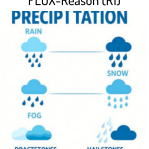
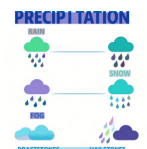


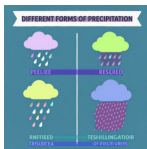


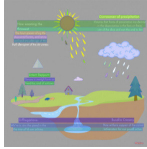










<p>GPT-4o</p>    <p>Entities: 'Hail': True 'Precipitation': True 'Rain': True 'Sleet': True 'Snow': True</p> <p>Dependencies: 'Contains(Precipitation, Hail)': True 'Contains(Precipitation, Rain)': True 'Contains(Precipitation, Sleet)': True 'Contains(Precipitation, Snow)': True</p> <p>1-GED: 1.00 Segments: 41 Readability: 1.00 MMMG: 1.00</p>	
<p>FLUX-Reason (R1)</p>    <p>Entities: 'Hail': True 'Precipitation': True 'Rain': True 'Sleet': False 'Snow': True</p> <p>Dependencies: 'Contains(Precipitation, Hail)': True 'Contains(Precipitation, Rain)': True 'Contains(Precipitation, Sleet)': False 'Contains(Precipitation, Snow)': True</p> <p>1-GED: 0.50 Segments: 43 Readability: 1.00 MMMG: 0.50</p>	
<p>HiDream-11-full</p>    <p>Entities: 'Hail': False 'Precipitation': True 'Rain': True 'Sleet': False 'Snow': False</p> <p>Dependencies: 'Contains(Precipitation, Hail)': False 'Contains(Precipitation, Rain)': True 'Contains(Precipitation, Sleet)': False 'Contains(Precipitation, Snow)': False</p> <p>1-GED: 0.33 Segments: 22 Readability: 1.00 MMMG: 0.33</p>	
<p>FLUX1-[pro]</p>    <p>Entities: 'Hail': False 'Precipitation': True 'Rain': True 'Sleet': False 'Snow': False</p> <p>Dependencies: 'Contains(Precipitation, Hail)': False 'Contains(Precipitation, Rain)': True 'Contains(Precipitation, Sleet)': False 'Contains(Precipitation, Snow)': False</p> <p>1-GED: 0.36 Segments: 27 Readability: 1.00 MMMG: 0.36</p>	
<p>Ideogram V2</p>    <p>Entities: 'Hail': False 'Precipitation': True 'Rain': True 'Sleet': False 'Snow': False</p> <p>Dependencies: 'Contains(Precipitation, Hail)': False 'Contains(Precipitation, Rain)': True 'Contains(Precipitation, Sleet)': False 'Contains(Precipitation, Snow)': False</p> <p>1-GED: 0.36 Segments: 69 Readability: 1.00 MMMG: 0.36</p>	
<p>Infinity-8B</p>    <p>Entities: 'Hail': False 'Precipitation': True 'Rain': True 'Sleet': False 'Snow': False</p> <p>Dependencies: 'Contains(Precipitation, Hail)': False 'Contains(Precipitation, Rain)': True 'Contains(Precipitation, Sleet)': False 'Contains(Precipitation, Snow)': False</p> <p>1-GED: 0.33 Segments: 204 Readability: 0.00 MMMG: 0.00</p>	
<p>Seed-X</p>    <p>Entities: 'Hail': True 'Precipitation': True 'Rain': True 'Sleet': True 'Snow': True</p> <p>Dependencies: 'Contains(Precipitation, Hail)': True 'Contains(Precipitation, Rain)': True 'Contains(Precipitation, Sleet)': True 'Contains(Precipitation, Snow)': True</p> <p>1-GED: 1.00 Segments: 83 Readability: 0.86 MMMG: 0.86</p>	

Figure 16: MMMG Benchmark visualization for seven representative models on a Preschool-Geography example. Each row corresponds to one model and, from left to right, displays the generated image, its segmentation map, the reconstructed knowledge graph, the extracted entity and dependency lists, and finally the overall MMMG-Score along with its component sub-scores.

F.1.6 Economics

Question: Visualize the key elements and dynamics of a grocery shopping experience in an informative infographic.


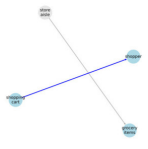








<p>GPT-4o</p>  		<p>Entities:</p> <ul style="list-style-type: none"> 'grocery items': True 'shopper': True 'shopping cart': True 'store aisle': False 	<p>Dependencies:</p> <ul style="list-style-type: none"> 'Contains(store aisle, grocery items)': False 'Requires(shopper, shopping cart)': True 	<p>1-GED: 0.60</p> <p>Segments: 41</p> <p>Readability: 1.00</p> <p>MMMG: 0.60</p>
<p>FLUX-Reason (R1)</p> <p>EMOTIONAL JOURNEY</p>  		<p>Entities:</p> <ul style="list-style-type: none"> 'grocery items': True 'shopper': True 'shopping cart': True 'store aisle': True 	<p>Dependencies:</p> <ul style="list-style-type: none"> 'Contains(store aisle, grocery items)': True 'Requires(shopper, shopping cart)': False 	<p>1-GED: 0.91</p> <p>Segments: 127</p> <p>Readability: 0.37</p> <p>MMMG: 0.33</p>
<p>HiDream-11-full</p> <p>GROCERY SHOPPING</p>  		<p>Entities:</p> <ul style="list-style-type: none"> 'grocery items': True 'shopper': False 'shopping cart': True 'store aisle': False 	<p>Dependencies:</p> <ul style="list-style-type: none"> 'Contains(store aisle, grocery items)': False 'Requires(shopper, shopping cart)': False 	<p>1-GED: 0.50</p> <p>Segments: 43</p> <p>Readability: 1.00</p> <p>MMMG: 0.50</p>
<p>FLUX1-[pro]</p> <p>SHAPPING WILD</p>  		<p>Entities:</p> <ul style="list-style-type: none"> 'grocery items': True 'shopper': True 'shopping cart': True 'store aisle': False 	<p>Dependencies:</p> <ul style="list-style-type: none"> 'Contains(store aisle, grocery items)': False 'Requires(shopper, shopping cart)': False 	<p>1-GED: 0.67</p> <p>Segments: 87</p> <p>Readability: 0.81</p> <p>MMMG: 0.54</p>
<p>Ideogram V2</p>  		<p>Entities:</p> <ul style="list-style-type: none"> 'grocery items': True 'shopper': True 'shopping cart': True 'store aisle': True 	<p>Dependencies:</p> <ul style="list-style-type: none"> 'Contains(store aisle, grocery items)': True 'Requires(shopper, shopping cart)': False 	<p>1-GED: 0.91</p> <p>Segments: 184</p> <p>Readability: 0.00</p> <p>MMMG: 0.00</p>
<p>Infinity-8B</p> <p>Grocery Shopping Shopping</p>  		<p>Entities:</p> <ul style="list-style-type: none"> 'grocery items': True 'shopper': False 'shopping cart': True 'store aisle': False 	<p>Dependencies:</p> <ul style="list-style-type: none"> 'Contains(store aisle, grocery items)': False 'Requires(shopper, shopping cart)': False 	<p>1-GED: 0.50</p> <p>Segments: 143</p> <p>Readability: 0.19</p> <p>MMMG: 0.09</p>
<p>Seed-X</p> <p>Shopping grocery Shopping</p>  		<p>Entities:</p> <ul style="list-style-type: none"> 'grocery items': True 'shopper': False 'shopping cart': False 'store aisle': False 	<p>Dependencies:</p> <ul style="list-style-type: none"> 'Contains(store aisle, grocery items)': False 'Requires(shopper, shopping cart)': False 	<p>1-GED: 0.29</p> <p>Segments: 103</p> <p>Readability: 0.63</p> <p>MMMG: 0.18</p>

Figure 17: MMMG Benchmark visualization for seven representative models on a Preschool-Economics example. Each row corresponds to one model and, from left to right, displays the generated image, its segmentation map, the reconstructed knowledge graph, the extracted entity and dependency lists, and finally the overall MMMG-Score along with its component sub-scores.

F.1.7 Sociology

Question: Visualize an infographic depicting the meanings and functions of traffic light colors.








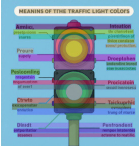
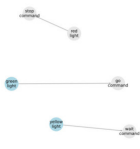












<p>GPT-4o</p> 			<p>Entities:</p> <ul style="list-style-type: none"> "GO Command": True "Green Light": True "Red Light": True "STOP Command": True "WAIT Command": False "Yellow Light": True 	<p>Dependencies:</p> <ul style="list-style-type: none"> "Causes(Green Light, GO Command)": True "Causes(Red Light, STOP Command)": True "Causes(Yellow Light, WAIT Command)": False 	<p>1-GED: 0.62</p> <p>Segments: 14</p> <p>Readability: 1.00</p> <p>MMMG: 0.62</p>
<p>FLUX-Reason (R1)</p> 			<p>Entities:</p> <ul style="list-style-type: none"> "GO Command": True "Green Light": True "Red Light": True "STOP Command": True "WAIT Command": False "Yellow Light": True 	<p>Dependencies:</p> <ul style="list-style-type: none"> "Causes(Green Light, GO Command)": True "Causes(Red Light, STOP Command)": True "Causes(Yellow Light, WAIT Command)": False 	<p>1-GED: 0.62</p> <p>Segments: 27</p> <p>Readability: 1.00</p> <p>MMMG: 0.62</p>
<p>HiDream-11-full</p> 			<p>Entities:</p> <ul style="list-style-type: none"> "GO Command": False "Green Light": True "Red Light": False "STOP Command": False "WAIT Command": False "Yellow Light": True 	<p>Dependencies:</p> <ul style="list-style-type: none"> "Causes(Green Light, GO Command)": False "Causes(Red Light, STOP Command)": False "Causes(Yellow Light, WAIT Command)": False 	<p>1-GED: 0.36</p> <p>Segments: 39</p> <p>Readability: 1.00</p> <p>MMMG: 0.36</p>
<p>FLUX1-[pro]</p> 			<p>Entities:</p> <ul style="list-style-type: none"> "GO Command": False "Green Light": True "Red Light": True "STOP Command": False "WAIT Command": False "Yellow Light": True 	<p>Dependencies:</p> <ul style="list-style-type: none"> "Causes(Green Light, GO Command)": False "Causes(Red Light, STOP Command)": False "Causes(Yellow Light, WAIT Command)": False 	<p>1-GED: 0.50</p> <p>Segments: 9</p> <p>Readability: 1.00</p> <p>MMMG: 0.50</p>
<p>Ideogram V2</p> 			<p>Entities:</p> <ul style="list-style-type: none"> "GO Command": False "Green Light": True "Red Light": True "STOP Command": False "WAIT Command": False "Yellow Light": False 	<p>Dependencies:</p> <ul style="list-style-type: none"> "Causes(Green Light, GO Command)": False "Causes(Red Light, STOP Command)": False "Causes(Yellow Light, WAIT Command)": False 	<p>1-GED: 0.36</p> <p>Segments: 176</p> <p>Readability: 0.00</p> <p>MMMG: 0.00</p>
<p>Infinity-8B</p> 			<p>Entities:</p> <ul style="list-style-type: none"> "GO Command": False "Green Light": True "Red Light": True "STOP Command": False "WAIT Command": False "Yellow Light": True 	<p>Dependencies:</p> <ul style="list-style-type: none"> "Causes(Green Light, GO Command)": False "Causes(Red Light, STOP Command)": False "Causes(Yellow Light, WAIT Command)": False 	<p>1-GED: 0.50</p> <p>Segments: 94</p> <p>Readability: 0.73</p> <p>MMMG: 0.37</p>
<p>Seed-X</p> 			<p>Entities:</p> <ul style="list-style-type: none"> "GO Command": False "Green Light": True "Red Light": True "STOP Command": False "WAIT Command": False "Yellow Light": True 	<p>Dependencies:</p> <ul style="list-style-type: none"> "Causes(Green Light, GO Command)": False "Causes(Red Light, STOP Command)": False "Causes(Yellow Light, WAIT Command)": False 	<p>1-GED: 0.50</p> <p>Segments: 117</p> <p>Readability: 0.48</p> <p>MMMG: 0.24</p>

Figure 18: MMMG Benchmark visualization for seven representative models on a Preschool-Sociology example. Each row corresponds to one model and, from left to right, displays the generated image, its segmentation map, the reconstructed knowledge graph, the extracted entity and dependency lists, and finally the overall MMMG-Score along with its component sub-scores.

F.1.8 History

Question: Visualize an educational infographic showcasing the key structural components of the Great Wall of China and their functions.

<p>GPT-4o</p>			<p>Entities:</p> <ul style="list-style-type: none"> 'Bigger rocks and stones': False 'Carriageway': True 'Great Wall': True 'Kin-fred bricks': False 'Multi-function wall': False 'Ramparts': True 'Signal Beacons': True 'Surface of stone slabs and bricks': True 'Tamped layer of earth and rubble': False 'Towers': True ... (0 more) 	<p>Dependencies:</p> <ul style="list-style-type: none"> 'Contains(Great Wall, Bigger rocks and stones)': False 'Contains(Great Wall, Carriageway)': True 'Contains(Great Wall, Kin-fred bricks)': False 'Contains(Great Wall, Multi-function wall)': False 'Contains(Great Wall, Ramparts)': True 'Contains(Great Wall, Signal Beacons)': True 'Contains(Great Wall, Surface of stone slabs and bricks)': True 'Contains(Great Wall, Tamped layer of earth and rubble)': False 'Contains(Great Wall, Towers)': True 'Contains(Great Wall, Watchtowers)': True ... (0 more) 	<p>1-GED: 0.40</p> <p>Segments: 50</p> <p>Readability: 1.00</p> <p>MMMG: 0.40</p>
<p>FLUX-Reason (R0)</p>			<p>Entities:</p> <ul style="list-style-type: none"> 'Bigger rocks and stones': False 'Carriageway': True 'Great Wall': True 'Kin-fred bricks': False 'Multi-function wall': False 'Ramparts': True 'Signal Beacons': False 'Surface of stone slabs and bricks': False 'Tamped layer of earth and rubble': False 'Towers': True ... (0 more) 	<p>Dependencies:</p> <ul style="list-style-type: none"> 'Contains(Great Wall, Bigger rocks and stones)': False 'Contains(Great Wall, Carriageway)': True 'Contains(Great Wall, Kin-fred bricks)': False 'Contains(Great Wall, Multi-function wall)': False 'Contains(Great Wall, Ramparts)': True 'Contains(Great Wall, Signal Beacons)': False 'Contains(Great Wall, Surface of stone slabs and bricks)': False 'Contains(Great Wall, Tamped layer of earth and rubble)': False 'Contains(Great Wall, Towers)': True 'Contains(Great Wall, Watchtowers)': True ... (0 more) 	<p>1-GED: 0.32</p> <p>Segments: 32</p> <p>Readability: 1.00</p> <p>MMMG: 0.32</p>
<p>HiDream-11-full</p>			<p>Entities:</p> <ul style="list-style-type: none"> 'Bigger rocks and stones': False 'Carriageway': True 'Great Wall': True 'Kin-fred bricks': False 'Multi-function wall': False 'Ramparts': True 'Signal Beacons': False 'Surface of stone slabs and bricks': True 'Tamped layer of earth and rubble': False 'Towers': True ... (0 more) 	<p>Dependencies:</p> <ul style="list-style-type: none"> 'Contains(Great Wall, Bigger rocks and stones)': False 'Contains(Great Wall, Carriageway)': True 'Contains(Great Wall, Kin-fred bricks)': False 'Contains(Great Wall, Multi-function wall)': False 'Contains(Great Wall, Ramparts)': True 'Contains(Great Wall, Signal Beacons)': False 'Contains(Great Wall, Surface of stone slabs and bricks)': True 'Contains(Great Wall, Tamped layer of earth and rubble)': False 'Contains(Great Wall, Towers)': True 'Contains(Great Wall, Watchtowers)': True ... (0 more) 	<p>1-GED: 0.36</p> <p>Segments: 53</p> <p>Readability: 1.00</p> <p>MMMG: 0.36</p>
<p>FLUX1-[pro]</p>			<p>Entities:</p> <ul style="list-style-type: none"> 'Bigger rocks and stones': False 'Carriageway': True 'Great Wall': True 'Kin-fred bricks': False 'Multi-function wall': False 'Ramparts': True 'Signal Beacons': False 'Surface of stone slabs and bricks': False 'Tamped layer of earth and rubble': False 'Towers': True ... (0 more) 	<p>Dependencies:</p> <ul style="list-style-type: none"> 'Contains(Great Wall, Bigger rocks and stones)': False 'Contains(Great Wall, Carriageway)': True 'Contains(Great Wall, Kin-fred bricks)': False 'Contains(Great Wall, Multi-function wall)': False 'Contains(Great Wall, Ramparts)': True 'Contains(Great Wall, Signal Beacons)': False 'Contains(Great Wall, Surface of stone slabs and bricks)': False 'Contains(Great Wall, Tamped layer of earth and rubble)': False 'Contains(Great Wall, Towers)': True 'Contains(Great Wall, Watchtowers)': True ... (0 more) 	<p>1-GED: 0.32</p> <p>Segments: 23</p> <p>Readability: 1.00</p> <p>MMMG: 0.32</p>
<p>Ideogram V2</p>			<p>Entities:</p> <ul style="list-style-type: none"> 'Bigger rocks and stones': False 'Carriageway': True 'Great Wall': True 'Kin-fred bricks': False 'Multi-function wall': False 'Ramparts': True 'Signal Beacons': False 'Surface of stone slabs and bricks': True 'Tamped layer of earth and rubble': False 'Towers': True ... (0 more) 	<p>Dependencies:</p> <ul style="list-style-type: none"> 'Contains(Great Wall, Bigger rocks and stones)': False 'Contains(Great Wall, Carriageway)': True 'Contains(Great Wall, Kin-fred bricks)': False 'Contains(Great Wall, Multi-function wall)': False 'Contains(Great Wall, Ramparts)': True 'Contains(Great Wall, Signal Beacons)': False 'Contains(Great Wall, Surface of stone slabs and bricks)': True 'Contains(Great Wall, Tamped layer of earth and rubble)': False 'Contains(Great Wall, Towers)': True 'Contains(Great Wall, Watchtowers)': True ... (0 more) 	<p>1-GED: 0.36</p> <p>Segments: 116</p> <p>Readability: 0.49</p> <p>MMMG: 0.18</p>
<p>Infinity-8B</p>			<p>Entities:</p> <ul style="list-style-type: none"> 'Bigger rocks and stones': True 'Carriageway': True 'Great Wall': True 'Kin-fred bricks': True 'Multi-function wall': False 'Ramparts': True 'Signal Beacons': True 'Surface of stone slabs and bricks': True 'Tamped layer of earth and rubble': True 'Towers': True ... (0 more) 	<p>Dependencies:</p> <ul style="list-style-type: none"> 'Contains(Great Wall, Bigger rocks and stones)': True 'Contains(Great Wall, Carriageway)': True 'Contains(Great Wall, Kin-fred bricks)': True 'Contains(Great Wall, Multi-function wall)': False 'Contains(Great Wall, Ramparts)': True 'Contains(Great Wall, Signal Beacons)': True 'Contains(Great Wall, Surface of stone slabs and bricks)': True 'Contains(Great Wall, Tamped layer of earth and rubble)': True 'Contains(Great Wall, Towers)': True 'Contains(Great Wall, Watchtowers)': True ... (0 more) 	<p>1-GED: 0.52</p> <p>Segments: 141</p> <p>Readability: 0.21</p> <p>MMMG: 0.11</p>
<p>Seed-X</p>			<p>Entities:</p> <ul style="list-style-type: none"> 'Bigger rocks and stones': False 'Carriageway': True 'Great Wall': True 'Kin-fred bricks': True 'Multi-function wall': False 'Ramparts': True 'Signal Beacons': False 'Surface of stone slabs and bricks': True 'Tamped layer of earth and rubble': False 'Towers': True ... (0 more) 	<p>Dependencies:</p> <ul style="list-style-type: none"> 'Contains(Great Wall, Bigger rocks and stones)': False 'Contains(Great Wall, Carriageway)': True 'Contains(Great Wall, Kin-fred bricks)': True 'Contains(Great Wall, Multi-function wall)': False 'Contains(Great Wall, Ramparts)': True 'Contains(Great Wall, Signal Beacons)': False 'Contains(Great Wall, Surface of stone slabs and bricks)': True 'Contains(Great Wall, Tamped layer of earth and rubble)': False 'Contains(Great Wall, Towers)': True 'Contains(Great Wall, Watchtowers)': True ... (0 more) 	<p>1-GED: 0.40</p> <p>Segments: 73</p> <p>Readability: 0.97</p> <p>MMMG: 0.39</p>

Figure 19: MMMG Benchmark visualization for seven representative models on a Preschool-History example. Each row corresponds to one model and, from left to right, displays the generated image, its segmentation map, the reconstructed knowledge graph, the extracted entity and dependency lists, and finally the overall MMMG-Score along with its component sub-scores.

F.1.9 Literature

Question: Visualize an infographic of a treasure chest overflowing with various genres of children's books.






















<p>GPT-4o</p> 			<p>Entities:</p> <ul style="list-style-type: none"> 'book covers': True 'children's books': True 'colorful illustrations': True 'genres': True 'treasure chest': True 	<p>Dependencies:</p> <ul style="list-style-type: none"> 'Contains(children's books, book covers)': True 'Contains(children's books, colorful illustrations)': True 'Contains(treasure chest, children's books)': True 'Requires(children's books, genres)': False 	<p>1-GED: 0.94</p> <p>Segments: 59</p> <p>Readability: 1.00</p> <p>MMMG: 0.94</p>
<p>FLUX-Reason (R1)</p> 			<p>Entities:</p> <ul style="list-style-type: none"> 'book covers': True 'children's books': True 'colorful illustrations': True 'genres': True 'treasure chest': True 	<p>Dependencies:</p> <ul style="list-style-type: none"> 'Contains(children's books, book covers)': True 'Contains(children's books, colorful illustrations)': False 'Contains(treasure chest, children's books)': True 'Requires(children's books, genres)': True 	<p>1-GED: 0.94</p> <p>Segments: 70</p> <p>Readability: 1.00</p> <p>MMMG: 0.94</p>
<p>HiDream-11-full</p> 			<p>Entities:</p> <ul style="list-style-type: none"> 'book covers': True 'children's books': True 'colorful illustrations': True 'genres': False 'treasure chest': True 	<p>Dependencies:</p> <ul style="list-style-type: none"> 'Contains(children's books, book covers)': True 'Contains(children's books, colorful illustrations)': True 'Contains(treasure chest, children's books)': True 'Requires(children's books, genres)': False 	<p>1-GED: 0.62</p> <p>Segments: 52</p> <p>Readability: 1.00</p> <p>MMMG: 0.62</p>
<p>FLUX1-[pro]</p> 			<p>Entities:</p> <ul style="list-style-type: none"> 'book covers': True 'children's books': True 'colorful illustrations': True 'genres': False 'treasure chest': True 	<p>Dependencies:</p> <ul style="list-style-type: none"> 'Contains(children's books, book covers)': True 'Contains(children's books, colorful illustrations)': True 'Contains(treasure chest, children's books)': True 'Requires(children's books, genres)': False 	<p>1-GED: 0.62</p> <p>Segments: 73</p> <p>Readability: 0.97</p> <p>MMMG: 0.60</p>
<p>Ideogram V2</p> 			<p>Entities:</p> <ul style="list-style-type: none"> 'book covers': True 'children's books': False 'colorful illustrations': False 'genres': False 'treasure chest': True 	<p>Dependencies:</p> <ul style="list-style-type: none"> 'Contains(children's books, book covers)': False 'Contains(children's books, colorful illustrations)': False 'Contains(treasure chest, children's books)': False 'Requires(children's books, genres)': False 	<p>1-GED: 0.36</p> <p>Segments: 81</p> <p>Readability: 0.88</p> <p>MMMG: 0.32</p>
<p>Infinity-8B</p> 			<p>Entities:</p> <ul style="list-style-type: none"> 'book covers': True 'children's books': True 'colorful illustrations': True 'genres': False 'treasure chest': True 	<p>Dependencies:</p> <ul style="list-style-type: none"> 'Contains(children's books, book covers)': True 'Contains(children's books, colorful illustrations)': True 'Contains(treasure chest, children's books)': True 'Requires(children's books, genres)': False 	<p>1-GED: 0.62</p> <p>Segments: 156</p> <p>Readability: 0.04</p> <p>MMMG: 0.03</p>
<p>Seed-X</p> 			<p>Entities:</p> <ul style="list-style-type: none"> 'book covers': True 'children's books': True 'colorful illustrations': True 'genres': False 'treasure chest': True 	<p>Dependencies:</p> <ul style="list-style-type: none"> 'Contains(children's books, book covers)': True 'Contains(children's books, colorful illustrations)': True 'Contains(treasure chest, children's books)': True 'Requires(children's books, genres)': False 	<p>1-GED: 0.62</p> <p>Segments: 127</p> <p>Readability: 0.37</p> <p>MMMG: 0.23</p>

Figure 20: MMMG Benchmark visualization for seven representative models on a Preschool-Literature example. Each row corresponds to one model and, from left to right, displays the generated image, its segmentation map, the reconstructed knowledge graph, the extracted entity and dependency lists, and finally the overall MMMG-Score along with its component sub-scores.

F.2 Primary School

F.2.1 Biology

Question: Visualize an infographic comparing and contrasting radial and bilateral symmetry in biological organisms.

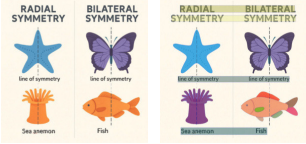


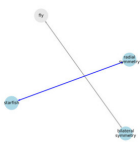
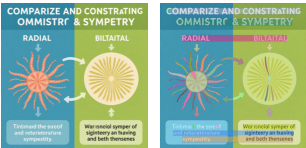









<p>GPT-4o</p> 		<p>Entities:</p> <ul style="list-style-type: none"> 'bilateral symmetry': True 'fly': False 'radial symmetry': True 'starfish': True 	<p>Dependencies:</p> <ul style="list-style-type: none"> 'Definesbilateral symmetry, fly': False 'Definesradial symmetry, starfish': True 	<p>1-GED: 0.46</p> <p>Segments: 14</p> <p>Readability: 1.00</p> <p>MMMG: 0.46</p>
<p>FLUX-Reason (R0)</p> 		<p>Entities:</p> <ul style="list-style-type: none"> 'bilateral symmetry': True 'fly': False 'radial symmetry': True 'starfish': True 	<p>Dependencies:</p> <ul style="list-style-type: none"> 'Definesbilateral symmetry, fly': False 'Definesradial symmetry, starfish': True 	<p>1-GED: 0.46</p> <p>Segments: 65</p> <p>Readability: 1.00</p> <p>MMMG: 0.46</p>
<p>HiDream-It-full</p> 		<p>Entities:</p> <ul style="list-style-type: none"> 'bilateral symmetry': False 'fly': False 'radial symmetry': True 'starfish': True 	<p>Dependencies:</p> <ul style="list-style-type: none"> 'Definesbilateral symmetry, fly': False 'Definesradial symmetry, starfish': True 	<p>1-GED: 0.33</p> <p>Segments: 45</p> <p>Readability: 1.00</p> <p>MMMG: 0.33</p>
<p>FLUX1-[pro]</p> 		<p>Entities:</p> <ul style="list-style-type: none"> 'bilateral symmetry': True 'fly': False 'radial symmetry': True 'starfish': False 	<p>Dependencies:</p> <ul style="list-style-type: none"> 'Definesbilateral symmetry, fly': False 'Definesradial symmetry, starfish': False 	<p>1-GED: 0.40</p> <p>Segments: 52</p> <p>Readability: 1.00</p> <p>MMMG: 0.40</p>
<p>Ideogram V2</p> 		<p>Entities:</p> <ul style="list-style-type: none"> 'bilateral symmetry': True 'fly': False 'radial symmetry': True 'starfish': False 	<p>Dependencies:</p> <ul style="list-style-type: none"> 'Definesbilateral symmetry, fly': False 'Definesradial symmetry, starfish': False 	<p>1-GED: 0.40</p> <p>Segments: 154</p> <p>Readability: 0.07</p> <p>MMMG: 0.03</p>
<p>Infinity-8B</p> 		<p>Entities:</p> <ul style="list-style-type: none"> 'bilateral symmetry': True 'fly': False 'radial symmetry': True 'starfish': False 	<p>Dependencies:</p> <ul style="list-style-type: none"> 'Definesbilateral symmetry, fly': False 'Definesradial symmetry, starfish': False 	<p>1-GED: 0.40</p> <p>Segments: 101</p> <p>Readability: 0.66</p> <p>MMMG: 0.26</p>
<p>Seed-X</p> 		<p>Entities:</p> <ul style="list-style-type: none"> 'bilateral symmetry': True 'fly': False 'radial symmetry': True 'starfish': False 	<p>Dependencies:</p> <ul style="list-style-type: none"> 'Definesbilateral symmetry, fly': False 'Definesradial symmetry, starfish': False 	<p>1-GED: 0.40</p> <p>Segments: 84</p> <p>Readability: 0.84</p> <p>MMMG: 0.34</p>

Figure 21: MMMG Benchmark visualization for seven representative models on a Primaryschool-Biology example. Each row corresponds to one model and, from left to right, displays the generated image, its segmentation map, the reconstructed knowledge graph, the extracted entity and dependency lists, and finally the overall MMMG-Score along with its component sub-scores.

F.2.2 Chemistry

Question: Create an infographic comparing the properties of metals and nonmetals, using simple icons for each.

<p>GPT-4o</p>			<p>Entities:</p> <ul style="list-style-type: none"> 'icon for metals': True 'icon for nonmetals': True 'metals': True 'nonmetals': True 'properties': False 	<p>Dependencies:</p> <ul style="list-style-type: none"> 'Contains(properties, icon for metals)': False 'Contains(properties, icon for nonmetals)': False 'Defines(metals, properties)': True 'Defines(nonmetals, properties)': True 'Requires(icon for metals, metals)': True 'Requires(icon for nonmetals, nonmetals)': True 	<p>1-GED: 0.42</p> <p>Segments: 23</p> <p>Readability: 1.00</p> <p>MMMG: 0.42</p>
<p>FLUX-Reason (R1)</p>			<p>Entities:</p> <ul style="list-style-type: none"> 'icon for metals': True 'icon for nonmetals': True 'metals': True 'nonmetals': True 'properties': True 	<p>Dependencies:</p> <ul style="list-style-type: none"> 'Contains(properties, icon for metals)': True 'Contains(properties, icon for nonmetals)': True 'Defines(metals, properties)': True 'Defines(nonmetals, properties)': True 'Requires(icon for metals, metals)': False 'Requires(icon for nonmetals, nonmetals)': False 	<p>1-GED: 0.92</p> <p>Segments: 50</p> <p>Readability: 1.00</p> <p>MMMG: 0.92</p>
<p>HiDream-11-full</p>			<p>Entities:</p> <ul style="list-style-type: none"> 'icon for metals': True 'icon for nonmetals': True 'metals': True 'nonmetals': True 'properties': True 	<p>Dependencies:</p> <ul style="list-style-type: none"> 'Contains(properties, icon for metals)': False 'Contains(properties, icon for nonmetals)': False 'Defines(metals, properties)': True 'Defines(nonmetals, properties)': True 'Requires(icon for metals, metals)': False 'Requires(icon for nonmetals, nonmetals)': False 	<p>1-GED: 0.82</p> <p>Segments: 26</p> <p>Readability: 1.00</p> <p>MMMG: 0.82</p>
<p>FLUX1-[pro]</p>			<p>Entities:</p> <ul style="list-style-type: none"> 'icon for metals': True 'icon for nonmetals': True 'metals': True 'nonmetals': True 'properties': True 	<p>Dependencies:</p> <ul style="list-style-type: none"> 'Contains(properties, icon for metals)': False 'Contains(properties, icon for nonmetals)': False 'Defines(metals, properties)': False 'Defines(nonmetals, properties)': False 'Requires(icon for metals, metals)': False 'Requires(icon for nonmetals, nonmetals)': False 	<p>1-GED: 0.56</p> <p>Segments: 10</p> <p>Readability: 1.00</p> <p>MMMG: 0.56</p>
<p>Ideogram V2</p>			<p>Entities:</p> <ul style="list-style-type: none"> 'icon for metals': True 'icon for nonmetals': False 'metals': True 'nonmetals': False 'properties': False 	<p>Dependencies:</p> <ul style="list-style-type: none"> 'Contains(properties, icon for metals)': False 'Contains(properties, icon for nonmetals)': False 'Defines(metals, properties)': False 'Defines(nonmetals, properties)': False 'Requires(icon for metals, metals)': False 'Requires(icon for nonmetals, nonmetals)': False 	<p>1-GED: 0.27</p> <p>Segments: 89</p> <p>Readability: 0.79</p> <p>MMMG: 0.21</p>
<p>Infinity-8B</p>			<p>Entities:</p> <ul style="list-style-type: none"> 'icon for metals': True 'icon for nonmetals': True 'metals': True 'nonmetals': True 'properties': False 	<p>Dependencies:</p> <ul style="list-style-type: none"> 'Contains(properties, icon for metals)': False 'Contains(properties, icon for nonmetals)': False 'Defines(metals, properties)': False 'Defines(nonmetals, properties)': False 'Requires(icon for metals, metals)': False 'Requires(icon for nonmetals, nonmetals)': False 	<p>1-GED: 0.47</p> <p>Segments: 106</p> <p>Readability: 0.60</p> <p>MMMG: 0.28</p>
<p>Seed-X</p>			<p>Entities:</p> <ul style="list-style-type: none"> 'icon for metals': True 'icon for nonmetals': False 'metals': True 'nonmetals': False 'properties': False 	<p>Dependencies:</p> <ul style="list-style-type: none"> 'Contains(properties, icon for metals)': False 'Contains(properties, icon for nonmetals)': False 'Defines(metals, properties)': False 'Defines(nonmetals, properties)': False 'Requires(icon for metals, metals)': False 'Requires(icon for nonmetals, nonmetals)': False 	<p>1-GED: 0.27</p> <p>Segments: 101</p> <p>Readability: 0.66</p> <p>MMMG: 0.17</p>

Figure 22: MMMG Benchmark visualization for seven representative models on a Primaryschool-Chemistry example. Each row corresponds to one model and, from left to right, displays the generated image, its segmentation map, the reconstructed knowledge graph, the extracted entity and dependency lists, and finally the overall MMMG-Score along with its component sub-scores.

F.2.3 Mathematics

Question: Visualize the use of playdough and toothpicks to create and understand 3D shapes.



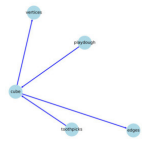


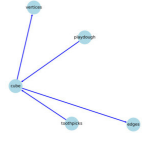


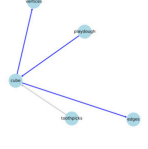





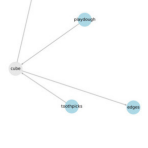


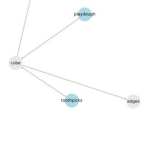



GPT-4o				<p>Entities:</p> <ul style="list-style-type: none"> 'cube': True 'edges': True 'playdough': True 'toothpicks': True 'vertices': True 	<p>Dependencies:</p> <ul style="list-style-type: none"> 'Contains(cube, edges)': True 'Contains(cube, vertices)': True 'Requires(cube, playdough)': True 'Requires(cube, toothpicks)': True 	<p>1-GED: 1.00</p> <p>Segments: 41</p> <p>Readability: 1.00</p> <p>MMMG: 1.00</p>
FLUX-Reason (R1)				<p>Entities:</p> <ul style="list-style-type: none"> 'cube': True 'edges': True 'playdough': True 'toothpicks': True 'vertices': True 	<p>Dependencies:</p> <ul style="list-style-type: none"> 'Contains(cube, edges)': True 'Contains(cube, vertices)': True 'Requires(cube, playdough)': True 'Requires(cube, toothpicks)': True 	<p>1-GED: 1.00</p> <p>Segments: 53</p> <p>Readability: 1.00</p> <p>MMMG: 1.00</p>
HiDream-11-full				<p>Entities:</p> <ul style="list-style-type: none"> 'cube': True 'edges': True 'playdough': True 'toothpicks': True 'vertices': True 	<p>Dependencies:</p> <ul style="list-style-type: none"> 'Contains(cube, edges)': True 'Contains(cube, vertices)': True 'Requires(cube, playdough)': True 'Requires(cube, toothpicks)': False 	<p>1-GED: 0.94</p> <p>Segments: 34</p> <p>Readability: 1.00</p> <p>MMMG: 0.94</p>
FLUX1-[pro]				<p>Entities:</p> <ul style="list-style-type: none"> 'cube': True 'edges': True 'playdough': True 'toothpicks': True 'vertices': False 	<p>Dependencies:</p> <ul style="list-style-type: none"> 'Contains(cube, edges)': False 'Contains(cube, vertices)': False 'Requires(cube, playdough)': False 'Requires(cube, toothpicks)': False 	<p>1-GED: 0.62</p> <p>Segments: 29</p> <p>Readability: 1.00</p> <p>MMMG: 0.62</p>
Ideogram V2				<p>Entities:</p> <ul style="list-style-type: none"> 'cube': False 'edges': True 'playdough': True 'toothpicks': True 'vertices': True 	<p>Dependencies:</p> <ul style="list-style-type: none"> 'Contains(cube, edges)': False 'Contains(cube, vertices)': False 'Requires(cube, playdough)': False 'Requires(cube, toothpicks)': False 	<p>1-GED: 0.62</p> <p>Segments: 102</p> <p>Readability: 0.64</p> <p>MMMG: 0.40</p>
Infinity-8B				<p>Entities:</p> <ul style="list-style-type: none"> 'cube': False 'edges': False 'playdough': True 'toothpicks': True 'vertices': False 	<p>Dependencies:</p> <ul style="list-style-type: none"> 'Contains(cube, edges)': False 'Contains(cube, vertices)': False 'Requires(cube, playdough)': False 'Requires(cube, toothpicks)': False 	<p>1-GED: 0.36</p> <p>Segments: 81</p> <p>Readability: 0.88</p> <p>MMMG: 0.32</p>
Seed-X				<p>Entities:</p> <ul style="list-style-type: none"> 'cube': False 'edges': False 'playdough': False 'toothpicks': False 'vertices': False 	<p>Dependencies:</p> <ul style="list-style-type: none"> 'Contains(cube, edges)': False 'Contains(cube, vertices)': False 'Requires(cube, playdough)': False 'Requires(cube, toothpicks)': False 	<p>1-GED: 0.00</p> <p>Segments: 44</p> <p>Readability: 1.00</p> <p>MMMG: 0.00</p>

Figure 23: MMMG Benchmark visualization for seven representative models on a Primaryschool-Mathematics example. Each row corresponds to one model and, from left to right, displays the generated image, its segmentation map, the reconstructed knowledge graph, the extracted entity and dependency lists, and finally the overall MMMG-Score along with its component sub-scores.

F.2.4 Engineering

Question: Visualize an educational poster demonstrating the interaction between permanent magnets and a steel bar, highlighting forces, alignments, and magnetic field representations.

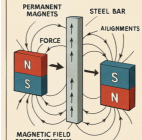
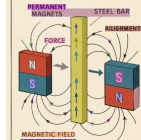
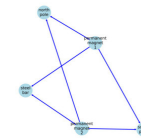

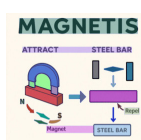



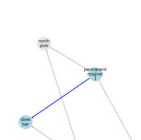


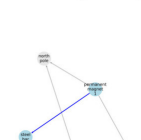







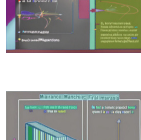

<p>GPT-4o</p> 			<p>Entities:</p> <ul style="list-style-type: none"> 'North Pole': True 'Permanent Magnet 1': True 'Permanent Magnet 2': True 'South Pole': True 'Steel Bar': True 	<p>Dependencies:</p> <ul style="list-style-type: none"> 'Causes(Permanent Magnet 1, Steel Bar)': True 'Causes(Permanent Magnet 2, Steel Bar)': True 'Contains(Permanent Magnet 1, North Pole)': True 'Contains(Permanent Magnet 1, South Pole)': True 'Contains(Permanent Magnet 2, North Pole)': True 'Contains(Permanent Magnet 2, South Pole)': True 	<p>1-GED: 1.00</p> <p>Segments: 29</p> <p>Readability: 1.00</p> <p>MMM: 1.00</p>
<p>FLUX-Reason (R)</p> 			<p>Entities:</p> <ul style="list-style-type: none"> 'North Pole': True 'Permanent Magnet 1': True 'Permanent Magnet 2': True 'South Pole': True 'Steel Bar': True 	<p>Dependencies:</p> <ul style="list-style-type: none"> 'Causes(Permanent Magnet 1, Steel Bar)': True 'Causes(Permanent Magnet 2, Steel Bar)': True 'Contains(Permanent Magnet 1, North Pole)': True 'Contains(Permanent Magnet 1, South Pole)': True 'Contains(Permanent Magnet 2, North Pole)': False 'Contains(Permanent Magnet 2, South Pole)': False 	<p>1-GED: 0.90</p> <p>Segments: 31</p> <p>Readability: 1.00</p> <p>MMM: 0.90</p>
<p>HiDream-11-full</p> 			<p>Entities:</p> <ul style="list-style-type: none"> 'North Pole': False 'Permanent Magnet 1': True 'Permanent Magnet 2': False 'South Pole': False 'Steel Bar': True 	<p>Dependencies:</p> <ul style="list-style-type: none"> 'Causes(Permanent Magnet 1, Steel Bar)': True 'Causes(Permanent Magnet 2, Steel Bar)': False 'Contains(Permanent Magnet 1, North Pole)': False 'Contains(Permanent Magnet 1, South Pole)': False 'Contains(Permanent Magnet 2, North Pole)': False 'Contains(Permanent Magnet 2, South Pole)': False 	<p>1-GED: 0.29</p> <p>Segments: 19</p> <p>Readability: 1.00</p> <p>MMM: 0.29</p>
<p>FLUX-1-pro</p> 			<p>Entities:</p> <ul style="list-style-type: none"> 'North Pole': False 'Permanent Magnet 1': True 'Permanent Magnet 2': True 'South Pole': False 'Steel Bar': True 	<p>Dependencies:</p> <ul style="list-style-type: none"> 'Causes(Permanent Magnet 1, Steel Bar)': True 'Causes(Permanent Magnet 2, Steel Bar)': True 'Contains(Permanent Magnet 1, North Pole)': False 'Contains(Permanent Magnet 1, South Pole)': False 'Contains(Permanent Magnet 2, North Pole)': False 'Contains(Permanent Magnet 2, South Pole)': False 	<p>1-GED: 0.50</p> <p>Segments: 25</p> <p>Readability: 1.00</p> <p>MMM: 0.50</p>
<p>Ideogram V2</p> 			<p>Entities:</p> <ul style="list-style-type: none"> 'North Pole': False 'Permanent Magnet 1': True 'Permanent Magnet 2': True 'South Pole': False 'Steel Bar': False 	<p>Dependencies:</p> <ul style="list-style-type: none"> 'Causes(Permanent Magnet 1, Steel Bar)': False 'Causes(Permanent Magnet 2, Steel Bar)': False 'Contains(Permanent Magnet 1, North Pole)': False 'Contains(Permanent Magnet 1, South Pole)': False 'Contains(Permanent Magnet 2, North Pole)': False 'Contains(Permanent Magnet 2, South Pole)': False 	<p>1-GED: 0.31</p> <p>Segments: 132</p> <p>Readability: 0.31</p> <p>MMM: 0.10</p>
<p>Infinity-BB</p> 			<p>Entities:</p> <ul style="list-style-type: none"> 'North Pole': False 'Permanent Magnet 1': True 'Permanent Magnet 2': True 'South Pole': False 'Steel Bar': True 	<p>Dependencies:</p> <ul style="list-style-type: none"> 'Causes(Permanent Magnet 1, Steel Bar)': True 'Causes(Permanent Magnet 2, Steel Bar)': True 'Contains(Permanent Magnet 1, North Pole)': False 'Contains(Permanent Magnet 1, South Pole)': False 'Contains(Permanent Magnet 2, North Pole)': False 'Contains(Permanent Magnet 2, South Pole)': False 	<p>1-GED: 0.50</p> <p>Segments: 57</p> <p>Readability: 1.00</p> <p>MMM: 0.50</p>
<p>Seed-X</p> 			<p>Entities:</p> <ul style="list-style-type: none"> 'North Pole': False 'Permanent Magnet 1': False 'Permanent Magnet 2': False 'South Pole': False 'Steel Bar': False 	<p>Dependencies:</p> <ul style="list-style-type: none"> 'Causes(Permanent Magnet 1, Steel Bar)': False 'Causes(Permanent Magnet 2, Steel Bar)': False 'Contains(Permanent Magnet 1, North Pole)': False 'Contains(Permanent Magnet 1, South Pole)': False 'Contains(Permanent Magnet 2, North Pole)': False 'Contains(Permanent Magnet 2, South Pole)': False 	<p>1-GED: 0.00</p> <p>Segments: 68</p> <p>Readability: 1.00</p> <p>MMM: 0.00</p>

Figure 24: MMM Benchmark visualization for seven representative models on a Primaryschool-Engineering example. Each row corresponds to one model and, from left to right, displays the generated image, its segmentation map, the reconstructed knowledge graph, the extracted entity and dependency lists, and finally the overall MMM-Score along with its component sub-scores.

F.2.5 Geography

Question: Visualize the processes of weathering, erosion, and deposition in a cohesive manner.

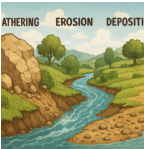

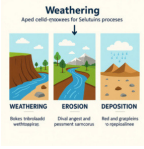
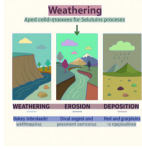
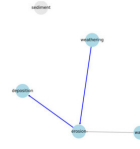



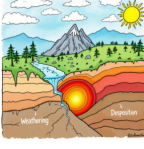

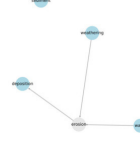



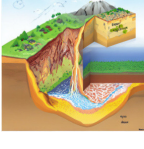
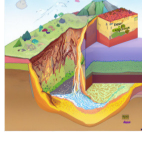
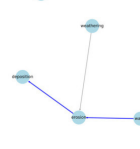



<p>GPT-4o</p> 			<p>Entities:</p> <ul style="list-style-type: none"> "Deposition": True "Erosion": True "Sediment": True "Water": True "Weathering": True 	<p>Dependencies:</p> <ul style="list-style-type: none"> "Causes(Erosion, Deposition)": True "Causes(Weathering, Erosion)": False "Requires(Erosion, Water)": True 	<p>1-GED: 0.93</p> <p>Segments: 64</p> <p>Readability: 1.00</p> <p>MMMG: 0.93</p>
<p>FLUX-Reason (R0)</p> 			<p>Entities:</p> <ul style="list-style-type: none"> "Deposition": True "Erosion": True "Sediment": False "Water": True "Weathering": True 	<p>Dependencies:</p> <ul style="list-style-type: none"> "Causes(Erosion, Deposition)": True "Causes(Weathering, Erosion)": True "Requires(Erosion, Water)": False 	<p>1-GED: 0.86</p> <p>Segments: 56</p> <p>Readability: 1.00</p> <p>MMMG: 0.86</p>
<p>HiDream-11-full</p> 			<p>Entities:</p> <ul style="list-style-type: none"> "Deposition": False "Erosion": True "Sediment": True "Water": True "Weathering": False 	<p>Dependencies:</p> <ul style="list-style-type: none"> "Causes(Erosion, Deposition)": False "Causes(Weathering, Erosion)": False "Requires(Erosion, Water)": False 	<p>1-GED: 0.55</p> <p>Segments: 92</p> <p>Readability: 0.76</p> <p>MMMG: 0.41</p>
<p>FLUX1-[pro]</p> 			<p>Entities:</p> <ul style="list-style-type: none"> "Deposition": True "Erosion": False "Sediment": True "Water": True "Weathering": True 	<p>Dependencies:</p> <ul style="list-style-type: none"> "Causes(Erosion, Deposition)": False "Causes(Weathering, Erosion)": False "Requires(Erosion, Water)": False 	<p>1-GED: 0.67</p> <p>Segments: 58</p> <p>Readability: 1.00</p> <p>MMMG: 0.67</p>
<p>Ideogram V2</p> 			<p>Entities:</p> <ul style="list-style-type: none"> "Deposition": False "Erosion": True "Sediment": False "Water": True "Weathering": False 	<p>Dependencies:</p> <ul style="list-style-type: none"> "Causes(Erosion, Deposition)": False "Causes(Weathering, Erosion)": False "Requires(Erosion, Water)": True 	<p>1-GED: 0.55</p> <p>Segments: 53</p> <p>Readability: 1.00</p> <p>MMMG: 0.55</p>
<p>Infinity-8B</p> 			<p>Entities:</p> <ul style="list-style-type: none"> "Deposition": True "Erosion": True "Sediment": True "Water": True "Weathering": True 	<p>Dependencies:</p> <ul style="list-style-type: none"> "Causes(Erosion, Deposition)": True "Causes(Weathering, Erosion)": False "Requires(Erosion, Water)": True 	<p>1-GED: 0.93</p> <p>Segments: 61</p> <p>Readability: 1.00</p> <p>MMMG: 0.93</p>
<p>Seed-X</p> 			<p>Entities:</p> <ul style="list-style-type: none"> "Deposition": False "Erosion": False "Sediment": False "Water": False "Weathering": False 	<p>Dependencies:</p> <ul style="list-style-type: none"> "Causes(Erosion, Deposition)": False "Causes(Weathering, Erosion)": False "Requires(Erosion, Water)": False 	<p>1-GED: 0.00</p> <p>Segments: 24</p> <p>Readability: 1.00</p> <p>MMMG: 0.00</p>

Figure 25: MMMG Benchmark visualization for seven representative models on a Primaryschool-Geography example. Each row corresponds to one model and, from left to right, displays the generated image, its segmentation map, the reconstructed knowledge graph, the extracted entity and dependency lists, and finally the overall MMMG-Score along with its component sub-scores.

F.2.6 Economics

Question: Visualize an infographic illustrating the concepts of saving and spending in a comparative manner.



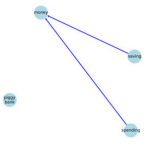

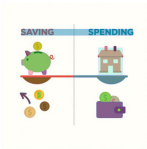
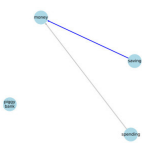





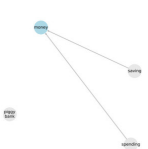

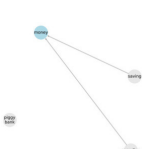





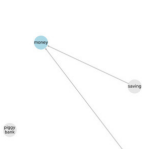
GPT-4o				Entities: "Money": True "Piggy Bank": True "Saving": True "Spending": True	Dependencies: "Entails(Saving, change(Money))": True "Entails(Spending, change(Money))": True	1-GED: 1.00 Segments: 18 Readability: 1.00 MMMG: 1.00
FLUX-Reason (R1)				Entities: "Money": True "Piggy Bank": True "Saving": True "Spending": True	Dependencies: "Entails(Saving, change(Money))": True "Entails(Spending, change(Money))": False	1-GED: 0.91 Segments: 25 Readability: 1.00 MMMG: 0.91
HiDream-11-full				Entities: "Money": True "Piggy Bank": False "Saving": True "Spending": True	Dependencies: "Entails(Saving, change(Money))": False "Entails(Spending, change(Money))": True	1-GED: 0.60 Segments: 42 Readability: 1.00 MMMG: 0.60
FLUX1-[pro]				Entities: "Money": True "Piggy Bank": False "Saving": False "Spending": False	Dependencies: "Entails(Saving, change(Money))": False "Entails(Spending, change(Money))": False	1-GED: 0.29 Segments: 73 Readability: 0.97 MMMG: 0.28
Ideogram V2				Entities: "Money": True "Piggy Bank": False "Saving": False "Spending": False	Dependencies: "Entails(Saving, change(Money))": False "Entails(Spending, change(Money))": False	1-GED: 0.29 Segments: 80 Readability: 0.89 MMMG: 0.25
Infinity-8B				Entities: "Money": True "Piggy Bank": False "Saving": True "Spending": True	Dependencies: "Entails(Saving, change(Money))": False "Entails(Spending, change(Money))": True	1-GED: 0.60 Segments: 93 Readability: 0.74 MMMG: 0.45
Seed-X				Entities: "Money": True "Piggy Bank": False "Saving": False "Spending": False	Dependencies: "Entails(Saving, change(Money))": False "Entails(Spending, change(Money))": False	1-GED: 0.29 Segments: 93 Readability: 0.74 MMMG: 0.21

Figure 26: MMMG Benchmark visualization for seven representative models on a Primaryschool-Economics example. Each row corresponds to one model and, from left to right, displays the generated image, its segmentation map, the reconstructed knowledge graph, the extracted entity and dependency lists, and finally the overall MMMG-Score along with its component sub-scores.

F.2.7 Sociology

Question: Visualize an educational poster outlining the differences between nuclear and extended families.

<p>GPT-4o</p>			<p>Entities:</p> <ul style="list-style-type: none"> 'adult': True 'child': True 'extended family': True 'nuclear family': True 	<p>Dependencies:</p> <ul style="list-style-type: none"> 'Contains(extended family, adult)': True 'Contains(extended family, child)': True 'Contains(nuclear family, adult)': True 'Contains(nuclear family, child)': True 	<p>1-GED: 1.00</p> <p>Segments: 36</p> <p>Readability: 1.00</p> <p>MMMG: 1.00</p>
<p>FLUX-Reason (R1)</p>			<p>Entities:</p> <ul style="list-style-type: none"> 'adult': True 'child': True 'extended family': True 'nuclear family': True 	<p>Dependencies:</p> <ul style="list-style-type: none"> 'Contains(extended family, adult)': True 'Contains(extended family, child)': True 'Contains(nuclear family, adult)': True 'Contains(nuclear family, child)': True 	<p>1-GED: 1.00</p> <p>Segments: 102</p> <p>Readability: 0.64</p> <p>MMMG: 0.64</p>
<p>HiDream-11-full</p>			<p>Entities:</p> <ul style="list-style-type: none"> 'adult': True 'child': True 'extended family': True 'nuclear family': True 	<p>Dependencies:</p> <ul style="list-style-type: none"> 'Contains(extended family, adult)': True 'Contains(extended family, child)': True 'Contains(nuclear family, adult)': True 'Contains(nuclear family, child)': True 	<p>1-GED: 1.00</p> <p>Segments: 86</p> <p>Readability: 0.82</p> <p>MMMG: 0.82</p>
<p>FLUX1-[pro]</p>			<p>Entities:</p> <ul style="list-style-type: none"> 'adult': True 'child': True 'extended family': False 'nuclear family': False 	<p>Dependencies:</p> <ul style="list-style-type: none"> 'Contains(extended family, adult)': False 'Contains(extended family, child)': False 'Contains(nuclear family, adult)': False 'Contains(nuclear family, child)': False 	<p>1-GED: 0.40</p> <p>Segments: 36</p> <p>Readability: 1.00</p> <p>MMMG: 0.40</p>
<p>Ideogram V2</p>			<p>Entities:</p> <ul style="list-style-type: none"> 'adult': True 'child': True 'extended family': False 'nuclear family': True 	<p>Dependencies:</p> <ul style="list-style-type: none"> 'Contains(extended family, adult)': False 'Contains(extended family, child)': False 'Contains(nuclear family, adult)': True 'Contains(nuclear family, child)': True 	<p>1-GED: 0.46</p> <p>Segments: 173</p> <p>Readability: 0.00</p> <p>MMMG: 0.00</p>
<p>Infinity-8B</p>			<p>Entities:</p> <ul style="list-style-type: none"> 'adult': True 'child': True 'extended family': True 'nuclear family': True 	<p>Dependencies:</p> <ul style="list-style-type: none"> 'Contains(extended family, adult)': True 'Contains(extended family, child)': True 'Contains(nuclear family, adult)': True 'Contains(nuclear family, child)': True 	<p>1-GED: 1.00</p> <p>Segments: 109</p> <p>Readability: 0.57</p> <p>MMMG: 0.57</p>
<p>Seed-X</p>			<p>Entities:</p> <ul style="list-style-type: none"> 'adult': True 'child': True 'extended family': False 'nuclear family': True 	<p>Dependencies:</p> <ul style="list-style-type: none"> 'Contains(extended family, adult)': False 'Contains(extended family, child)': False 'Contains(nuclear family, adult)': True 'Contains(nuclear family, child)': True 	<p>1-GED: 0.46</p> <p>Segments: 68</p> <p>Readability: 1.00</p> <p>MMMG: 0.46</p>

Figure 27: MMMG Benchmark visualization for seven representative models on a Primaryschool-Sociology example. Each row corresponds to one model and, from left to right, displays the generated image, its segmentation map, the reconstructed knowledge graph, the extracted entity and dependency lists, and finally the overall MMMG-Score along with its component sub-scores.

F.2.8 History

Question: Visualize the contrasting concepts of Freedom and Slavery in a historical context through an educational poster.




















GPT-4o				Entities: 'Crown': False 'Figures': True 'Flag': True 'Freedom': True 'Slavery': True	Dependencies: 'Contains(Freedom, Figures)': False 'Entails(Freedom, Slavery)': False 'Requires(Slavery, Crown)': False	1-GED: 0.67 Segments: 18 Readability: 1.00 MMMG: 0.67
FLUX-Reason (R0)				Entities: 'Crown': False 'Figures': True 'Flag': False 'Freedom': True 'Slavery': True	Dependencies: 'Contains(Freedom, Figures)': True 'Entails(Freedom, Slavery)': False 'Requires(Slavery, Crown)': False	1-GED: 0.50 Segments: 132 Readability: 0.31 MMMG: 0.16
HiDream-11-full				Entities: 'Crown': False 'Figures': True 'Flag': False 'Freedom': True 'Slavery': True	Dependencies: 'Contains(Freedom, Figures)': False 'Entails(Freedom, Slavery)': False 'Requires(Slavery, Crown)': False	1-GED: 0.55 Segments: 42 Readability: 1.00 MMMG: 0.55
FLUX1-[pro]				Entities: 'Crown': False 'Figures': True 'Flag': False 'Freedom': True 'Slavery': True	Dependencies: 'Contains(Freedom, Figures)': True 'Entails(Freedom, Slavery)': False 'Requires(Slavery, Crown)': False	1-GED: 0.50 Segments: 103 Readability: 0.63 MMMG: 0.32
Ideogram V2				Entities: 'Crown': False 'Figures': True 'Flag': True 'Freedom': True 'Slavery': True	Dependencies: 'Contains(Freedom, Figures)': True 'Entails(Freedom, Slavery)': False 'Requires(Slavery, Crown)': False	1-GED: 0.62 Segments: 167 Readability: 0.00 MMMG: 0.00
Infinity-8B				Entities: 'Crown': False 'Figures': True 'Flag': False 'Freedom': True 'Slavery': True	Dependencies: 'Contains(Freedom, Figures)': False 'Entails(Freedom, Slavery)': False 'Requires(Slavery, Crown)': False	1-GED: 0.55 Segments: 115 Readability: 0.50 MMMG: 0.27
Seed-X				Entities: 'Crown': False 'Figures': True 'Flag': False 'Freedom': False 'Slavery': True	Dependencies: 'Contains(Freedom, Figures)': False 'Entails(Freedom, Slavery)': False 'Requires(Slavery, Crown)': False	1-GED: 0.40 Segments: 50 Readability: 1.00 MMMG: 0.40

Figure 28: MMMG Benchmark visualization for seven representative models on a Primaryschool-History example. Each row corresponds to one model and, from left to right, displays the generated image, its segmentation map, the reconstructed knowledge graph, the extracted entity and dependency lists, and finally the overall MMMG-Score along with its component sub-scores.

F.2.9 Philosophy

Question: Visualize a diagram that depicts the concept of "community," illustrating different roles people play in it.

<p>GPT-4o</p>			<p>Entities:</p> <ul style="list-style-type: none"> 'community': True 'diversity': True 'individuals': True 'interactions': False 'roles': True 'support': False 	<p>Dependencies:</p> <ul style="list-style-type: none"> 'Causes(interactions, support)': False 'Contains(community, diversity)': True 'Contains(community, individuals)': True 'Defines(individuals, roles)': True 'Requires(roles, interactions)': False 	<p>I-GED: 0.60</p> <p>Segments: 26</p> <p>Readability: 1.00</p> <p>MMM-G: 0.60</p>
<p>FLUX-Reason (R)</p> <p>Community</p>			<p>Entities:</p> <ul style="list-style-type: none"> 'community': True 'diversity': True 'individuals': True 'interactions': False 'roles': True 'support': False 	<p>Dependencies:</p> <ul style="list-style-type: none"> 'Causes(interactions, support)': False 'Contains(community, diversity)': True 'Contains(community, individuals)': True 'Defines(individuals, roles)': True 'Requires(roles, interactions)': False 	<p>I-GED: 0.60</p> <p>Segments: 67</p> <p>Readability: 1.00</p> <p>MMM-G: 0.60</p>
<p>HiDream-It-full</p> <p>COMMUNITY</p>			<p>Entities:</p> <ul style="list-style-type: none"> 'community': True 'diversity': True 'individuals': True 'interactions': False 'roles': True 'support': False 	<p>Dependencies:</p> <ul style="list-style-type: none"> 'Causes(interactions, support)': False 'Contains(community, diversity)': True 'Contains(community, individuals)': True 'Defines(individuals, roles)': False 'Requires(roles, interactions)': False 	<p>I-GED: 0.47</p> <p>Segments: 27</p> <p>Readability: 1.00</p> <p>MMM-G: 0.47</p>
<p>FLUX1-[pro]</p>			<p>Entities:</p> <ul style="list-style-type: none"> 'community': True 'diversity': False 'individuals': True 'interactions': False 'roles': True 'support': False 	<p>Dependencies:</p> <ul style="list-style-type: none"> 'Causes(interactions, support)': False 'Contains(community, diversity)': False 'Contains(community, individuals)': True 'Defines(individuals, roles)': False 'Requires(roles, interactions)': False 	<p>I-GED: 0.38</p> <p>Segments: 24</p> <p>Readability: 1.00</p> <p>MMM-G: 0.38</p>
<p>Ideogram V2</p> <p>COMMUNITY</p>			<p>Entities:</p> <ul style="list-style-type: none"> 'community': True 'diversity': True 'individuals': True 'interactions': True 'roles': True 'support': False 	<p>Dependencies:</p> <ul style="list-style-type: none"> 'Causes(interactions, support)': False 'Contains(community, diversity)': True 'Contains(community, individuals)': True 'Defines(individuals, roles)': False 'Requires(roles, interactions)': False 	<p>I-GED: 0.53</p> <p>Segments: 120</p> <p>Readability: 0.44</p> <p>MMM-G: 0.23</p>
<p>Infinity-8B</p>			<p>Entities:</p> <ul style="list-style-type: none"> 'community': True 'diversity': True 'individuals': True 'interactions': True 'roles': False 'support': True 	<p>Dependencies:</p> <ul style="list-style-type: none"> 'Causes(interactions, support)': False 'Contains(community, diversity)': False 'Contains(community, individuals)': False 'Defines(individuals, roles)': False 'Requires(roles, interactions)': False 	<p>I-GED: 0.59</p> <p>Segments: 109</p> <p>Readability: 0.57</p> <p>MMM-G: 0.33</p>
<p>Seed-X</p>			<p>Entities:</p> <ul style="list-style-type: none"> 'community': True 'diversity': True 'individuals': True 'interactions': True 'roles': False 'support': False 	<p>Dependencies:</p> <ul style="list-style-type: none"> 'Causes(interactions, support)': False 'Contains(community, diversity)': True 'Contains(community, individuals)': True 'Defines(individuals, roles)': False 'Requires(roles, interactions)': False 	<p>I-GED: 0.44</p> <p>Segments: 67</p> <p>Readability: 1.00</p> <p>MMM-G: 0.44</p>

Figure 29: MMMG Benchmark visualization for seven representative models on a Primaryschool-Philosophy example. Each row corresponds to one model and, from left to right, displays the generated image, its segmentation map, the reconstructed knowledge graph, the extracted entity and dependency lists, and finally the overall MMMG-Score along with its component sub-scores.

F.2.10 Literature

Question: Design a poster that teaches kids how to write a simple story, incorporating steps and illustrations.

<p>GPT-4o</p>			<p>Entities:</p> <ul style="list-style-type: none"> 'characters': True 'conflict': True 'illustrations': True 'plot': False 'resolution': True 'setting': True 'steps': True 'story structure': True 	<p>Dependencies:</p> <ul style="list-style-type: none"> 'Contains(story structure, characters)': True 'Contains(story structure, plot)': False 'Contains(story structure, setting)': True 	<p>1-GED: 0.70</p> <p>Segments: 32</p> <p>Readability: 1.00</p> <p>MMMG: 0.70</p>
<p>FLUX-Reason (R1)</p>			<p>Entities:</p> <ul style="list-style-type: none"> 'characters': True 'conflict': False 'illustrations': True 'plot': False 'resolution': False 'setting': True 'steps': True 'story structure': True 	<p>Dependencies:</p> <ul style="list-style-type: none"> 'Contains(story structure, characters)': True 'Contains(story structure, plot)': False 'Contains(story structure, setting)': True 	<p>1-GED: 0.56</p> <p>Segments: 19</p> <p>Readability: 1.00</p> <p>MMMG: 0.56</p>
<p>HiDream-11-full</p>			<p>Entities:</p> <ul style="list-style-type: none"> 'characters': True 'conflict': False 'illustrations': True 'plot': False 'resolution': False 'setting': False 'steps': True 'story structure': False 	<p>Dependencies:</p> <ul style="list-style-type: none"> 'Contains(story structure, characters)': False 'Contains(story structure, plot)': False 'Contains(story structure, setting)': False 	<p>1-GED: 0.43</p> <p>Segments: 61</p> <p>Readability: 1.00</p> <p>MMMG: 0.43</p>
<p>FLUX1-[pro]</p>			<p>Entities:</p> <ul style="list-style-type: none"> 'characters': True 'conflict': False 'illustrations': True 'plot': False 'resolution': False 'setting': True 'steps': False 'story structure': False 	<p>Dependencies:</p> <ul style="list-style-type: none"> 'Contains(story structure, characters)': False 'Contains(story structure, plot)': False 'Contains(story structure, setting)': False 	<p>1-GED: 0.43</p> <p>Segments: 41</p> <p>Readability: 1.00</p> <p>MMMG: 0.43</p>
<p>Ideogram V2</p>			<p>Entities:</p> <ul style="list-style-type: none"> 'characters': False 'conflict': False 'illustrations': True 'plot': False 'resolution': False 'setting': False 'steps': False 'story structure': False 	<p>Dependencies:</p> <ul style="list-style-type: none"> 'Contains(story structure, characters)': False 'Contains(story structure, plot)': False 'Contains(story structure, setting)': False 	<p>1-GED: 0.17</p> <p>Segments: 139</p> <p>Readability: 0.23</p> <p>MMMG: 0.04</p>
<p>Infinity-8B</p>			<p>Entities:</p> <ul style="list-style-type: none"> 'characters': True 'conflict': False 'illustrations': True 'plot': False 'resolution': False 'setting': False 'steps': True 'story structure': False 	<p>Dependencies:</p> <ul style="list-style-type: none"> 'Contains(story structure, characters)': False 'Contains(story structure, plot)': False 'Contains(story structure, setting)': False 	<p>1-GED: 0.43</p> <p>Segments: 118</p> <p>Readability: 0.47</p> <p>MMMG: 0.20</p>
<p>Seed-X</p>			<p>Entities:</p> <ul style="list-style-type: none"> 'characters': True 'conflict': False 'illustrations': True 'plot': False 'resolution': False 'setting': True 'steps': False 'story structure': False 	<p>Dependencies:</p> <ul style="list-style-type: none"> 'Contains(story structure, characters)': False 'Contains(story structure, plot)': False 'Contains(story structure, setting)': False 	<p>1-GED: 0.43</p> <p>Segments: 101</p> <p>Readability: 0.86</p> <p>MMMG: 0.28</p>

Figure 30: MMMG Benchmark visualization for seven representative models on a Primaryschool-Literature example. Each row corresponds to one model and, from left to right, displays the generated image, its segmentation map, the reconstructed knowledge graph, the extracted entity and dependency lists, and finally the overall MMMG-Score along with its component sub-scores.

F.3 Secondary School

F.3.1 Biology

Question: Visualize an infographic illustrating the four main types of biomolecules and their structures.

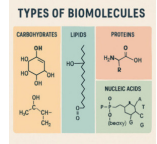
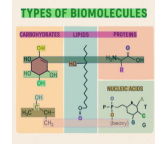
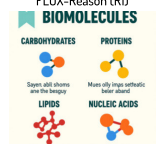
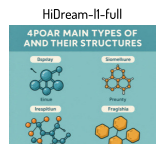
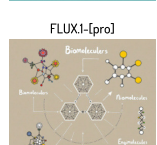



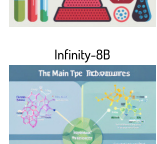


<p>GPT-4o</p> 			<p>Entities:</p> <ul style="list-style-type: none"> "Carbohydrates": True "Lipids": True "Nucleic Acids": True "Proteins": True 	<p>Dependencies:</p>	<p>1-GED: 1.00</p> <p>Segments: 22</p> <p>Readability: 1.00</p> <p>MMM: 1.00</p>
<p>FLUX-Reason (R)</p> 			<p>Entities:</p> <ul style="list-style-type: none"> "Carbohydrates": True "Lipids": True "Nucleic Acids": True "Proteins": True 	<p>Dependencies:</p>	<p>1-GED: 1.00</p> <p>Segments: 32</p> <p>Readability: 1.00</p> <p>MMM: 1.00</p>
<p>HiDream-It-full</p> 			<p>Entities:</p> <ul style="list-style-type: none"> "Carbohydrates": False "Lipids": False "Nucleic Acids": False "Proteins": False 	<p>Dependencies:</p>	<p>1-GED: 0.00</p> <p>Segments: 50</p> <p>Readability: 1.00</p> <p>MMM: 0.00</p>
<p>FLUX1-prol</p> 			<p>Entities:</p> <ul style="list-style-type: none"> "Carbohydrates": False "Lipids": False "Nucleic Acids": False "Proteins": False 	<p>Dependencies:</p>	<p>1-GED: 0.00</p> <p>Segments: 38</p> <p>Readability: 1.00</p> <p>MMM: 0.00</p>
<p>Ideogram V2</p> 			<p>Entities:</p> <ul style="list-style-type: none"> "Carbohydrates": False "Lipids": False "Nucleic Acids": True "Proteins": False 	<p>Dependencies:</p>	<p>1-GED: 0.40</p> <p>Segments: 152</p> <p>Readability: 0.09</p> <p>MMM: 0.04</p>
<p>Infinity-8B</p> 			<p>Entities:</p> <ul style="list-style-type: none"> "Carbohydrates": False "Lipids": False "Nucleic Acids": False "Proteins": False 	<p>Dependencies:</p>	<p>1-GED: 0.00</p> <p>Segments: 100</p> <p>Readability: 0.67</p> <p>MMM: 0.00</p>
<p>Seed-X</p> 			<p>Entities:</p> <ul style="list-style-type: none"> "Carbohydrates": True "Lipids": True "Nucleic Acids": True "Proteins": True 	<p>Dependencies:</p>	<p>1-GED: 1.00</p> <p>Segments: 87</p> <p>Readability: 0.81</p> <p>MMM: 0.81</p>

Figure 31: MMMG Benchmark visualization for seven representative models on a Secondaryschool-Biology example. Each row corresponds to one model and, from left to right, displays the generated image, its segmentation map, the reconstructed knowledge graph, the extracted entity and dependency lists, and finally the overall MMMG-Score along with its component sub-scores.

F.3.2 Chemistry

Question: Visualize the states of matter and their molecular arrangements in an educational poster.

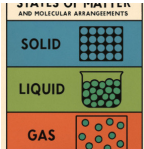
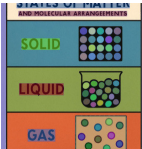
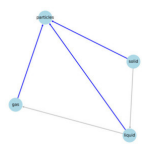

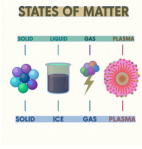
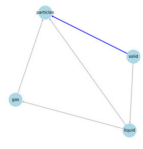

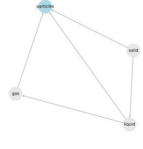
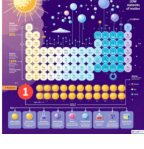

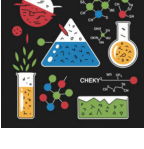

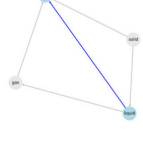



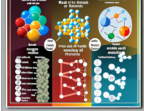
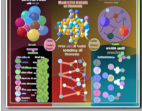
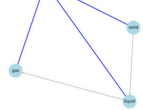
<p>GPT-4o</p> 			<p>Entities:</p> <ul style="list-style-type: none"> 'gas': True 'liquid': True 'particles': True 'solid': True 	<p>Dependencies:</p> <ul style="list-style-type: none"> 'Contains(gas, particles)': True 'Contains(liquid, particles)': True 'Contains(solid, particles)': True 'TemporalOrder(liquid, gas)': False 'TemporalOrder(solid, liquid)': False 	<p>1-GED: 0.88</p> <p>Segments: 55</p> <p>Readability: 1.00</p> <p>MMMG: 0.88</p>
<p>FLUX-Reason (R1)</p> 			<p>Entities:</p> <ul style="list-style-type: none"> 'gas': True 'liquid': True 'particles': True 'solid': True 	<p>Dependencies:</p> <ul style="list-style-type: none"> 'Contains(gas, particles)': False 'Contains(liquid, particles)': False 'Contains(solid, particles)': True 'TemporalOrder(liquid, gas)': False 'TemporalOrder(solid, liquid)': False 	<p>1-GED: 0.71</p> <p>Segments: 53</p> <p>Readability: 1.00</p> <p>MMMG: 0.71</p>
<p>HiDream-11-full</p> 			<p>Entities:</p> <ul style="list-style-type: none"> 'gas': False 'liquid': False 'particles': True 'solid': False 	<p>Dependencies:</p> <ul style="list-style-type: none"> 'Contains(gas, particles)': False 'Contains(liquid, particles)': False 'Contains(solid, particles)': False 'TemporalOrder(liquid, gas)': False 'TemporalOrder(solid, liquid)': False 	<p>1-GED: 0.20</p> <p>Segments: 83</p> <p>Readability: 0.86</p> <p>MMMG: 0.17</p>
<p>FLUX1-[pro]</p> 			<p>Entities:</p> <ul style="list-style-type: none"> 'gas': False 'liquid': False 'particles': True 'solid': False 	<p>Dependencies:</p> <ul style="list-style-type: none"> 'Contains(gas, particles)': False 'Contains(liquid, particles)': False 'Contains(solid, particles)': False 'TemporalOrder(liquid, gas)': False 'TemporalOrder(solid, liquid)': False 	<p>1-GED: 0.20</p> <p>Segments: 178</p> <p>Readability: 0.00</p> <p>MMMG: 0.00</p>
<p>Ideogram V2</p> 			<p>Entities:</p> <ul style="list-style-type: none"> 'gas': False 'liquid': True 'particles': True 'solid': False 	<p>Dependencies:</p> <ul style="list-style-type: none"> 'Contains(gas, particles)': False 'Contains(liquid, particles)': True 'Contains(solid, particles)': False 'TemporalOrder(liquid, gas)': False 'TemporalOrder(solid, liquid)': False 	<p>1-GED: 0.33</p> <p>Segments: 102</p> <p>Readability: 0.64</p> <p>MMMG: 0.21</p>
<p>Infinity-8B</p> 			<p>Entities:</p> <ul style="list-style-type: none"> 'gas': False 'liquid': False 'particles': True 'solid': False 	<p>Dependencies:</p> <ul style="list-style-type: none"> 'Contains(gas, particles)': False 'Contains(liquid, particles)': False 'Contains(solid, particles)': True 'TemporalOrder(liquid, gas)': False 'TemporalOrder(solid, liquid)': False 	<p>1-GED: 0.20</p> <p>Segments: 162</p> <p>Readability: 0.00</p> <p>MMMG: 0.00</p>
<p>Seed-X</p> 			<p>Entities:</p> <ul style="list-style-type: none"> 'gas': True 'liquid': True 'particles': True 'solid': True 	<p>Dependencies:</p> <ul style="list-style-type: none"> 'Contains(gas, particles)': True 'Contains(liquid, particles)': True 'Contains(solid, particles)': True 'TemporalOrder(liquid, gas)': False 'TemporalOrder(solid, liquid)': False 	<p>1-GED: 0.88</p> <p>Segments: 130</p> <p>Readability: 0.33</p> <p>MMMG: 0.29</p>

Figure 32: MMMG Benchmark visualization for seven representative models on a Secondaryschool-Chemistry example. Each row corresponds to one model and, from left to right, displays the generated image, its segmentation map, the reconstructed knowledge graph, the extracted entity and dependency lists, and finally the overall MMMG-Score along with its component sub-scores.

F.3.3 Mathematics

Question: Create a diagram explaining the difference between rational and irrational numbers, including examples and visual representations.

<p>GPT-4o</p>			<p>Entities:</p> <ul style="list-style-type: none"> Examples of Irrational Numbers: True Examples of Rational Numbers: True Irrational Numbers: True Number Line: True Rational Numbers: True Visual Representation of Irrational Numbers: True Visual Representation of Rational Numbers: True 	<p>Dependencies:</p> <ul style="list-style-type: none"> Contains(Number Line, Visual Representation of Irrational Numbers): True Contains(Number Line, Visual Representation of Rational Numbers): True Defines(Irrational Numbers, Examples of Irrational Numbers): True Defines(Rational Numbers, Examples of Rational Numbers): True Entails(Visual Representation of Irrational Numbers, Irrational Numbers): True Entails(Visual Representation of Rational Numbers, Rational Numbers): True 	<p>1-GED: 1.00 Segments: 22 Readability: 1.00 MMMG: 1.00</p>
<p>FLUX-Reason (R1)</p>			<p>Entities:</p> <ul style="list-style-type: none"> Examples of Irrational Numbers: True Examples of Rational Numbers: True Irrational Numbers: True Number Line: False Rational Numbers: True Visual Representation of Irrational Numbers: False Visual Representation of Rational Numbers: False 	<p>Dependencies:</p> <ul style="list-style-type: none"> Contains(Number Line, Visual Representation of Irrational Numbers): False Contains(Number Line, Visual Representation of Rational Numbers): False Defines(Irrational Numbers, Examples of Irrational Numbers): True Defines(Rational Numbers, Examples of Rational Numbers): True Entails(Visual Representation of Irrational Numbers, Irrational Numbers): False Entails(Visual Representation of Rational Numbers, Rational Numbers): False 	<p>1-GED: 0.35 Segments: 8 Readability: 1.00 MMMG: 0.35</p>
<p>HiDream-11-full</p>			<p>Entities:</p> <ul style="list-style-type: none"> Examples of Irrational Numbers: False Examples of Rational Numbers: False Irrational Numbers: False Number Line: False Rational Numbers: False Visual Representation of Irrational Numbers: False Visual Representation of Rational Numbers: False 	<p>Dependencies:</p> <ul style="list-style-type: none"> Contains(Number Line, Visual Representation of Irrational Numbers): False Contains(Number Line, Visual Representation of Rational Numbers): False Defines(Irrational Numbers, Examples of Irrational Numbers): False Defines(Rational Numbers, Examples of Rational Numbers): False Entails(Visual Representation of Irrational Numbers, Irrational Numbers): False Entails(Visual Representation of Rational Numbers, Rational Numbers): False 	<p>1-GED: 0.00 Segments: 24 Readability: 1.00 MMMG: 0.00</p>
<p>FLUX1-[pro]</p>			<p>Entities:</p> <ul style="list-style-type: none"> Examples of Irrational Numbers: False Examples of Rational Numbers: False Irrational Numbers: False Number Line: False Rational Numbers: False Visual Representation of Irrational Numbers: False Visual Representation of Rational Numbers: False 	<p>Dependencies:</p> <ul style="list-style-type: none"> Contains(Number Line, Visual Representation of Irrational Numbers): False Contains(Number Line, Visual Representation of Rational Numbers): False Defines(Irrational Numbers, Examples of Irrational Numbers): False Defines(Rational Numbers, Examples of Rational Numbers): False Entails(Visual Representation of Irrational Numbers, Irrational Numbers): False Entails(Visual Representation of Rational Numbers, Rational Numbers): False 	<p>1-GED: 0.00 Segments: 14 Readability: 1.00 MMMG: 0.00</p>
<p>Ideogram V2</p>			<p>Entities:</p> <ul style="list-style-type: none"> Examples of Irrational Numbers: False Examples of Rational Numbers: True Irrational Numbers: False Number Line: False Rational Numbers: False Visual Representation of Irrational Numbers: False Visual Representation of Rational Numbers: False 	<p>Dependencies:</p> <ul style="list-style-type: none"> Contains(Number Line, Visual Representation of Irrational Numbers): False Contains(Number Line, Visual Representation of Rational Numbers): False Defines(Irrational Numbers, Examples of Irrational Numbers): False Defines(Rational Numbers, Examples of Rational Numbers): False Entails(Visual Representation of Irrational Numbers, Irrational Numbers): False Entails(Visual Representation of Rational Numbers, Rational Numbers): False 	<p>1-GED: 0.12 Segments: 53 Readability: 1.00 MMMG: 0.12</p>
<p>Infinity-BB</p>			<p>Entities:</p> <ul style="list-style-type: none"> Examples of Irrational Numbers: True Examples of Rational Numbers: True Irrational Numbers: True Number Line: True Rational Numbers: True Visual Representation of Irrational Numbers: False Visual Representation of Rational Numbers: False 	<p>Dependencies:</p> <ul style="list-style-type: none"> Contains(Number Line, Visual Representation of Irrational Numbers): False Contains(Number Line, Visual Representation of Rational Numbers): False Defines(Irrational Numbers, Examples of Irrational Numbers): False Defines(Rational Numbers, Examples of Rational Numbers): False Entails(Visual Representation of Irrational Numbers, Irrational Numbers): False Entails(Visual Representation of Rational Numbers, Rational Numbers): False 	<p>1-GED: 0.42 Segments: 49 Readability: 1.00 MMMG: 0.42</p>
<p>Seed-X</p>			<p>Entities:</p> <ul style="list-style-type: none"> Examples of Irrational Numbers: False Examples of Rational Numbers: False Irrational Numbers: False Number Line: False Rational Numbers: False Visual Representation of Irrational Numbers: False Visual Representation of Rational Numbers: False 	<p>Dependencies:</p> <ul style="list-style-type: none"> Contains(Number Line, Visual Representation of Irrational Numbers): False Contains(Number Line, Visual Representation of Rational Numbers): False Defines(Irrational Numbers, Examples of Irrational Numbers): False Defines(Rational Numbers, Examples of Rational Numbers): False Entails(Visual Representation of Irrational Numbers, Irrational Numbers): False Entails(Visual Representation of Rational Numbers, Rational Numbers): False 	<p>1-GED: 0.00 Segments: 59 Readability: 1.00 MMMG: 0.00</p>

Figure 33: MMMG Benchmark visualization for seven representative models on a Secondaryschool-Mathematics example. Each row corresponds to one model and, from left to right, displays the generated image, its segmentation map, the reconstructed knowledge graph, the extracted entity and dependency lists, and finally the overall MMMG-Score along with its component sub-scores.

F.3.4 Engineering

Question: Visualize an infographic illustrating how a concave lens transforms parallel light into diverging light.

<p>GPT-4o</p>	<p>CONCAVE LENS</p>		<p>Entities:</p> <ul style="list-style-type: none"> "Concave Lens": True "Diverging Light": True "Parallel Light": True 	<p>Dependencies:</p> <ul style="list-style-type: none"> "CausesConcave Lens, Diverging Light": True "ContainsConcave Lens, Parallel Light": True 	<p>1-GED: 1.00</p> <p>Segments: 14</p> <p>Readability: 1.00</p> <p>MMM-G: 1.00</p>
<p>FLUX-Reason (R1)</p>	<p>CONCAVE LENS</p>		<p>Entities:</p> <ul style="list-style-type: none"> "Concave Lens": True "Diverging Light": True "Parallel Light": False 	<p>Dependencies:</p> <ul style="list-style-type: none"> "CausesConcave Lens, Diverging Light": False "ContainsConcave Lens, Parallel Light": False 	<p>1-GED: 0.57</p> <p>Segments: 25</p> <p>Readability: 1.00</p> <p>MMM-G: 0.57</p>
<p>HiDream-11-full</p>	<p>CONVE LENS</p>		<p>Entities:</p> <ul style="list-style-type: none"> "Concave Lens": False "Diverging Light": True "Parallel Light": False 	<p>Dependencies:</p> <ul style="list-style-type: none"> "CausesConcave Lens, Diverging Light": False "ContainsConcave Lens, Parallel Light": False 	<p>1-GED: 0.33</p> <p>Segments: 29</p> <p>Readability: 1.00</p> <p>MMM-G: 0.33</p>
<p>FLUX1-[pro]</p>			<p>Entities:</p> <ul style="list-style-type: none"> "Concave Lens": False "Diverging Light": False "Parallel Light": False 	<p>Dependencies:</p> <ul style="list-style-type: none"> "CausesConcave Lens, Diverging Light": False "ContainsConcave Lens, Parallel Light": False 	<p>1-GED: 0.00</p> <p>Segments: 12</p> <p>Readability: 1.00</p> <p>MMM-G: 0.00</p>
<p>Ideogram V2</p>			<p>Entities:</p> <ul style="list-style-type: none"> "Concave Lens": False "Diverging Light": True "Parallel Light": False 	<p>Dependencies:</p> <ul style="list-style-type: none"> "CausesConcave Lens, Diverging Light": False "ContainsConcave Lens, Parallel Light": False 	<p>1-GED: 0.33</p> <p>Segments: 4</p> <p>Readability: 1.00</p> <p>MMM-G: 0.33</p>
<p>Infinity-8B</p>			<p>Entities:</p> <ul style="list-style-type: none"> "Concave Lens": True "Diverging Light": True "Parallel Light": True 	<p>Dependencies:</p> <ul style="list-style-type: none"> "CausesConcave Lens, Diverging Light": True "ContainsConcave Lens, Parallel Light": False 	<p>1-GED: 0.89</p> <p>Segments: 60</p> <p>Readability: 1.00</p> <p>MMM-G: 0.89</p>
<p>Seed-X</p>			<p>Entities:</p> <ul style="list-style-type: none"> "Concave Lens": True "Diverging Light": True "Parallel Light": True 	<p>Dependencies:</p> <ul style="list-style-type: none"> "CausesConcave Lens, Diverging Light": True "ContainsConcave Lens, Parallel Light": True 	<p>1-GED: 1.00</p> <p>Segments: 69</p> <p>Readability: 1.00</p> <p>MMM-G: 1.00</p>

Figure 34: MMMG Benchmark visualization for seven representative models on a Secondaryschool-Engineering example. Each row corresponds to one model and, from left to right, displays the generated image, its segmentation map, the reconstructed knowledge graph, the extracted entity and dependency lists, and finally the overall MMMG-Score along with its component sub-scores.

F.3.5 Geography

Question: Visualize an infographic comparing the ecosystems of the Arctic and Antarctic, focusing on flora and fauna.






















<p>GPT-4o</p> 			<p>Entities:</p> <ul style="list-style-type: none"> "Antarctic ecosystem": True "Arctic ecosystem": True "fauna": True "flora": True "icebergs": False "krill": False "penguins": True "polar bears": False "seals": True "tundra vegetation": False 	<p>Dependencies:</p> <ul style="list-style-type: none"> "Contains(Antarctic ecosystem, fauna)": True "Contains(Antarctic ecosystem, flora)": True "Contains(Arctic ecosystem, fauna)": True "Contains(Arctic ecosystem, flora)": True "Contains(Arctic ecosystem, icebergs)": False "Requires(Antarctic ecosystem, penguins)": False "Requires(Arctic ecosystem, polar bears)": False 	<p>I-GED: 0.59</p> <p>Segments: 34</p> <p>Readability: 1.00</p> <p>MMMG: 0.59</p>
<p>FLUX-Reason (R1)</p> 			<p>Entities:</p> <ul style="list-style-type: none"> "Antarctic ecosystem": True "Arctic ecosystem": True "fauna": True "flora": False "icebergs": True "krill": True "penguins": True "polar bears": True "seals": True "tundra vegetation": False 	<p>Dependencies:</p> <ul style="list-style-type: none"> "Contains(Antarctic ecosystem, fauna)": False "Contains(Antarctic ecosystem, flora)": False "Contains(Arctic ecosystem, fauna)": True "Contains(Arctic ecosystem, flora)": False "Contains(Arctic ecosystem, icebergs)": True "Requires(Antarctic ecosystem, penguins)": False "Requires(Arctic ecosystem, polar bears)": True 	<p>I-GED: 0.56</p> <p>Segments: 45</p> <p>Readability: 1.00</p> <p>MMMG: 0.56</p>
<p>HiDream-11-full</p> 			<p>Entities:</p> <ul style="list-style-type: none"> "Antarctic ecosystem": True "Arctic ecosystem": True "fauna": True "flora": True "icebergs": True "krill": False "penguins": False "polar bears": False "seals": True "tundra vegetation": False 	<p>Dependencies:</p> <ul style="list-style-type: none"> "Contains(Antarctic ecosystem, fauna)": True "Contains(Antarctic ecosystem, flora)": False "Contains(Arctic ecosystem, fauna)": True "Contains(Arctic ecosystem, flora)": True "Contains(Arctic ecosystem, icebergs)": True "Requires(Antarctic ecosystem, penguins)": False "Requires(Arctic ecosystem, polar bears)": False 	<p>I-GED: 0.52</p> <p>Segments: 78</p> <p>Readability: 0.91</p> <p>MMMG: 0.47</p>
<p>FLUX1-[pro]</p> 			<p>Entities:</p> <ul style="list-style-type: none"> "Antarctic ecosystem": False "Arctic ecosystem": False "fauna": True "flora": True "icebergs": False "krill": False "penguins": True "polar bears": False "seals": False "tundra vegetation": False 	<p>Dependencies:</p> <ul style="list-style-type: none"> "Contains(Antarctic ecosystem, fauna)": False "Contains(Antarctic ecosystem, flora)": False "Contains(Arctic ecosystem, fauna)": False "Contains(Arctic ecosystem, flora)": False "Contains(Arctic ecosystem, icebergs)": False "Requires(Antarctic ecosystem, penguins)": False "Requires(Arctic ecosystem, polar bears)": False 	<p>I-GED: 0.30</p> <p>Segments: 88</p> <p>Readability: 0.80</p> <p>MMMG: 0.24</p>
<p>Ideogram V2</p> 			<p>Entities:</p> <ul style="list-style-type: none"> "Antarctic ecosystem": False "Arctic ecosystem": True "fauna": True "flora": True "icebergs": True "krill": False "penguins": False "polar bears": False "seals": False "tundra vegetation": True 	<p>Dependencies:</p> <ul style="list-style-type: none"> "Contains(Antarctic ecosystem, fauna)": False "Contains(Antarctic ecosystem, flora)": False "Contains(Arctic ecosystem, fauna)": True "Contains(Arctic ecosystem, flora)": True "Contains(Arctic ecosystem, icebergs)": True "Requires(Antarctic ecosystem, penguins)": False "Requires(Arctic ecosystem, polar bears)": False 	<p>I-GED: 0.48</p> <p>Segments: 170</p> <p>Readability: 0.00</p> <p>MMMG: 0.00</p>
<p>Infinity-8B</p> 			<p>Entities:</p> <ul style="list-style-type: none"> "Antarctic ecosystem": True "Arctic ecosystem": True "fauna": True "flora": True "icebergs": True "krill": False "penguins": True "polar bears": False "seals": False "tundra vegetation": True 	<p>Dependencies:</p> <ul style="list-style-type: none"> "Contains(Antarctic ecosystem, fauna)": True "Contains(Antarctic ecosystem, flora)": True "Contains(Arctic ecosystem, fauna)": True "Contains(Arctic ecosystem, flora)": True "Contains(Arctic ecosystem, icebergs)": True "Requires(Antarctic ecosystem, penguins)": True "Requires(Arctic ecosystem, polar bears)": False 	<p>I-GED: 0.62</p> <p>Segments: 223</p> <p>Readability: 0.00</p> <p>MMMG: 0.00</p>
<p>Seed-X</p> 			<p>Entities:</p> <ul style="list-style-type: none"> "Antarctic ecosystem": True "Arctic ecosystem": True "fauna": True "flora": True "icebergs": True "krill": False "penguins": True "polar bears": True "seals": True "tundra vegetation": True 	<p>Dependencies:</p> <ul style="list-style-type: none"> "Contains(Antarctic ecosystem, fauna)": False "Contains(Antarctic ecosystem, flora)": False "Contains(Arctic ecosystem, fauna)": False "Contains(Arctic ecosystem, flora)": False "Contains(Arctic ecosystem, icebergs)": False "Requires(Antarctic ecosystem, penguins)": False "Requires(Arctic ecosystem, polar bears)": False 	<p>I-GED: 0.69</p> <p>Segments: 89</p> <p>Readability: 0.79</p> <p>MMMG: 0.55</p>

Figure 35: MMMG Benchmark visualization for seven representative models on a Secondaryschool-Geography example. Each row corresponds to one model and, from left to right, displays the generated image, its segmentation map, the reconstructed knowledge graph, the extracted entity and dependency lists, and finally the overall MMMG-Score along with its component sub-scores.

F.3.6 Economics

Question: Visualize an infographic highlighting the characteristics and differences between a seller's market and a buyer's market in real estate.



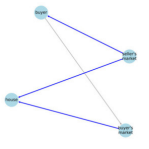

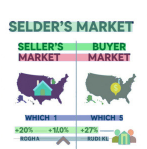
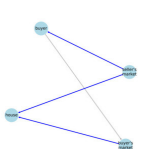


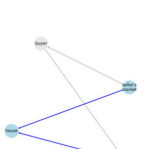


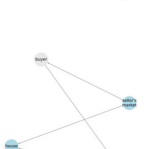


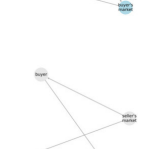


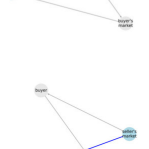


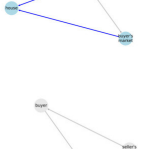
GPT-4o				Entities: "Buyer": True "Buyer's Market": True "House": True "Seller's Market": True	Dependencies: "Contains(Buyer's Market, House)": True "Contains(Seller's Market, Buyer)": True "Contains(Seller's Market, House)": True "Requires(Buyer's Market, Buyer)": False	1-GED: 0.93 Segments: 16 Readability: 1.00 MMMG: 0.93
FLUX-Reason (R1)				Entities: "Buyer": True "Buyer's Market": True "House": True "Seller's Market": True	Dependencies: "Contains(Buyer's Market, House)": True "Contains(Seller's Market, Buyer)": True "Contains(Seller's Market, House)": True "Requires(Buyer's Market, Buyer)": False	1-GED: 0.93 Segments: 27 Readability: 1.00 MMMG: 0.93
HiDream-11-full				Entities: "Buyer": False "Buyer's Market": True "House": True "Seller's Market": True	Dependencies: "Contains(Buyer's Market, House)": True "Contains(Seller's Market, Buyer)": False "Contains(Seller's Market, House)": True "Requires(Buyer's Market, Buyer)": False	1-GED: 0.62 Segments: 92 Readability: 0.76 MMMG: 0.46
FLUX1-[pro]				Entities: "Buyer": False "Buyer's Market": True "House": True "Seller's Market": True	Dependencies: "Contains(Buyer's Market, House)": False "Contains(Seller's Market, Buyer)": False "Contains(Seller's Market, House)": False "Requires(Buyer's Market, Buyer)": False	1-GED: 0.55 Segments: 54 Readability: 1.00 MMMG: 0.55
Ideogram V2				Entities: "Buyer": False "Buyer's Market": False "House": True "Seller's Market": False	Dependencies: "Contains(Buyer's Market, House)": False "Contains(Seller's Market, Buyer)": False "Contains(Seller's Market, House)": False "Requires(Buyer's Market, Buyer)": False	1-GED: 0.22 Segments: 169 Readability: 0.00 MMMG: 0.00
Infinity-8B				Entities: "Buyer": False "Buyer's Market": True "House": True "Seller's Market": True	Dependencies: "Contains(Buyer's Market, House)": True "Contains(Seller's Market, Buyer)": False "Contains(Seller's Market, House)": True "Requires(Buyer's Market, Buyer)": False	1-GED: 0.62 Segments: 145 Readability: 0.17 MMMG: 0.10
Seed-X				Entities: "Buyer": False "Buyer's Market": False "House": True "Seller's Market": False	Dependencies: "Contains(Buyer's Market, House)": False "Contains(Seller's Market, Buyer)": False "Contains(Seller's Market, House)": False "Requires(Buyer's Market, Buyer)": False	1-GED: 0.22 Segments: 89 Readability: 0.79 MMMG: 0.18

Figure 36: MMMG Benchmark visualization for seven representative models on a Secondaryschool-Economics example. Each row corresponds to one model and, from left to right, displays the generated image, its segmentation map, the reconstructed knowledge graph, the extracted entity and dependency lists, and finally the overall MMMG-Score along with its component sub-scores.

F.3.7 Sociology

Question: Create an infographic comparing the concepts of cooperation and competition in social interactions.






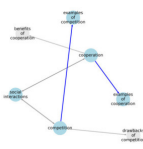


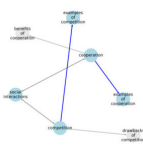












<p>GPT-4o</p>    <p>Entities: 'benefits of cooperation': True 'competition': True 'cooperation': True 'drawbacks of competition': True 'examples of competition': True 'examples of cooperation': True 'social interactions': True</p> <p>Dependencies: 'Contains(competition, examples of competition)': True 'Contains(cooperation, examples of cooperation)': True 'Defines(competition, social interactions)': False 'Defines(cooperation, social interactions)': False 'Entails(competition, drawbacks of competition)': True 'Entails(cooperation, benefits of cooperation)': True 'Requires(benefits of cooperation, cooperation)': False 'Requires(drawbacks of competition, competition)': False</p>	1-GED: 0.85	Segments: 27	Readability: 1.00	MMMG: 0.85
<p>FLUX-Reason (R1)</p>    <p>Entities: 'benefits of cooperation': False 'competition': True 'cooperation': True 'drawbacks of competition': False 'examples of competition': True 'examples of cooperation': True 'social interactions': True</p> <p>Dependencies: 'Contains(competition, examples of competition)': True 'Contains(cooperation, examples of cooperation)': True 'Defines(competition, social interactions)': False 'Defines(cooperation, social interactions)': False 'Entails(competition, drawbacks of competition)': False 'Entails(cooperation, benefits of cooperation)': False 'Requires(benefits of cooperation, cooperation)': False 'Requires(drawbacks of competition, competition)': False</p>	1-GED: 0.55	Segments: 26	Readability: 1.00	MMMG: 0.55
<p>HiDream-11-full</p>    <p>Entities: 'benefits of cooperation': False 'competition': True 'cooperation': True 'drawbacks of competition': False 'examples of competition': True 'examples of cooperation': True 'social interactions': True</p> <p>Dependencies: 'Contains(competition, examples of competition)': True 'Contains(cooperation, examples of cooperation)': True 'Defines(competition, social interactions)': False 'Defines(cooperation, social interactions)': False 'Entails(competition, drawbacks of competition)': False 'Entails(cooperation, benefits of cooperation)': False 'Requires(benefits of cooperation, cooperation)': False 'Requires(drawbacks of competition, competition)': False</p>	1-GED: 0.55	Segments: 62	Readability: 1.00	MMMG: 0.55
<p>FLUX1-[pro]</p>    <p>Entities: 'benefits of cooperation': False 'competition': False 'cooperation': False 'drawbacks of competition': False 'examples of competition': False 'examples of cooperation': False 'social interactions': True</p> <p>Dependencies: 'Contains(competition, examples of competition)': False 'Contains(cooperation, examples of cooperation)': False 'Defines(competition, social interactions)': False 'Defines(cooperation, social interactions)': False 'Entails(competition, drawbacks of competition)': False 'Entails(cooperation, benefits of cooperation)': False 'Requires(benefits of cooperation, cooperation)': False 'Requires(drawbacks of competition, competition)': False</p>	1-GED: 0.12	Segments: 57	Readability: 1.00	MMMG: 0.12
<p>Ideogram V2</p>    <p>Entities: 'benefits of cooperation': False 'competition': False 'cooperation': True 'drawbacks of competition': False 'examples of competition': False 'examples of cooperation': True 'social interactions': True</p> <p>Dependencies: 'Contains(competition, examples of competition)': False 'Contains(cooperation, examples of cooperation)': True 'Defines(competition, social interactions)': False 'Defines(cooperation, social interactions)': False 'Entails(competition, drawbacks of competition)': False 'Entails(cooperation, benefits of cooperation)': False 'Requires(benefits of cooperation, cooperation)': False 'Requires(drawbacks of competition, competition)': False</p>	1-GED: 0.32	Segments: 66	Readability: 1.00	MMMG: 0.32
<p>Infinity-8B</p>    <p>Entities: 'benefits of cooperation': False 'competition': True 'cooperation': True 'drawbacks of competition': False 'examples of competition': True 'examples of cooperation': True 'social interactions': True</p> <p>Dependencies: 'Contains(competition, examples of competition)': True 'Contains(cooperation, examples of cooperation)': True 'Defines(competition, social interactions)': False 'Defines(cooperation, social interactions)': False 'Entails(competition, drawbacks of competition)': True 'Entails(cooperation, benefits of cooperation)': True 'Requires(benefits of cooperation, cooperation)': True 'Requires(drawbacks of competition, competition)': False</p>	1-GED: 0.58	Segments: 148	Readability: 0.13	MMMG: 0.08
<p>Seed-X</p>    <p>Entities: 'benefits of cooperation': False 'competition': True 'cooperation': True 'drawbacks of competition': False 'examples of competition': False 'examples of cooperation': False 'social interactions': True</p> <p>Dependencies: 'Contains(competition, examples of competition)': False 'Contains(cooperation, examples of cooperation)': False 'Defines(competition, social interactions)': False 'Defines(cooperation, social interactions)': False 'Entails(competition, drawbacks of competition)': False 'Entails(cooperation, benefits of cooperation)': False 'Requires(benefits of cooperation, cooperation)': False 'Requires(drawbacks of competition, competition)': False</p>	1-GED: 0.33	Segments: 110	Readability: 0.56	MMMG: 0.19

Figure 37: MMMG Benchmark visualization for seven representative models on a Secondaryschool-Sociology example. Each row corresponds to one model and, from left to right, displays the generated image, its segmentation map, the reconstructed knowledge graph, the extracted entity and dependency lists, and finally the overall MMMG-Score along with its component sub-scores.

F.3.8 History

Question: Visualize an infographic illustrating the pathways through which immigration leads to cultural adaptation in the United States, highlighting key concepts and hidden connections.












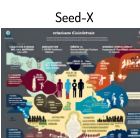


<p>GPT-4o</p> 			<p>Entities:</p> <ul style="list-style-type: none"> 'Adaptation': True 'Culture': True 'Customs and Traditions': False 'Europe': False 'Immigrants': True 'New Language': True 'United States': True 	<p>Dependencies:</p> <ul style="list-style-type: none"> 'Causes(Immigrants, Adaptation)': True 'Contains(Adaptation, Culture)': False 'Requires(Adaptation, Customs and Traditions)': False 'Requires(Adaptation, New Language)': False 	<p>1-GED: 0.59</p> <p>Segments: 32</p> <p>Readability: 1.00</p> <p>MMMG: 0.59</p>
<p>FLUX-Reason (R)</p> 			<p>Entities:</p> <ul style="list-style-type: none"> 'Adaptation': True 'Culture': True 'Customs and Traditions': False 'Europe': False 'Immigrants': True 'New Language': False 'United States': True 	<p>Dependencies:</p> <ul style="list-style-type: none"> 'Causes(Immigrants, Adaptation)': True 'Contains(Adaptation, Culture)': False 'Requires(Adaptation, Customs and Traditions)': False 'Requires(Adaptation, New Language)': False 	<p>1-GED: 0.50</p> <p>Segments: 57</p> <p>Readability: 1.00</p> <p>MMMG: 0.50</p>
<p>HiDream-It-full</p> 			<p>Entities:</p> <ul style="list-style-type: none"> 'Adaptation': False 'Culture': False 'Customs and Traditions': False 'Europe': False 'Immigrants': False 'New Language': False 'United States': True 	<p>Dependencies:</p> <ul style="list-style-type: none"> 'Causes(Immigrants, Adaptation)': True 'Contains(Adaptation, Culture)': False 'Requires(Adaptation, Customs and Traditions)': False 'Requires(Adaptation, New Language)': False 	<p>1-GED: 0.17</p> <p>Segments: 36</p> <p>Readability: 1.00</p> <p>MMMG: 0.17</p>
<p>FLUX-It-prol</p> 			<p>Entities:</p> <ul style="list-style-type: none"> 'Adaptation': False 'Culture': False 'Customs and Traditions': False 'Europe': False 'Immigrants': False 'New Language': False 'United States': True 	<p>Dependencies:</p> <ul style="list-style-type: none"> 'Causes(Immigrants, Adaptation)': False 'Contains(Adaptation, Culture)': False 'Requires(Adaptation, Customs and Traditions)': False 'Requires(Adaptation, New Language)': False 	<p>1-GED: 0.17</p> <p>Segments: 31</p> <p>Readability: 1.00</p> <p>MMMG: 0.17</p>
<p>Ideogram V2</p> 			<p>Entities:</p> <ul style="list-style-type: none"> 'Adaptation': False 'Culture': False 'Customs and Traditions': False 'Europe': False 'Immigrants': False 'New Language': False 'United States': True 	<p>Dependencies:</p> <ul style="list-style-type: none"> 'Causes(Immigrants, Adaptation)': False 'Contains(Adaptation, Culture)': False 'Requires(Adaptation, Customs and Traditions)': False 'Requires(Adaptation, New Language)': False 	<p>1-GED: 0.17</p> <p>Segments: 161</p> <p>Readability: 0.00</p> <p>MMMG: 0.00</p>
<p>Infinity-BB</p> 			<p>Entities:</p> <ul style="list-style-type: none"> 'Adaptation': True 'Culture': True 'Customs and Traditions': False 'Europe': False 'Immigrants': True 'New Language': True 'United States': True 	<p>Dependencies:</p> <ul style="list-style-type: none"> 'Causes(Immigrants, Adaptation)': True 'Contains(Adaptation, Culture)': False 'Requires(Adaptation, Customs and Traditions)': False 'Requires(Adaptation, New Language)': False 	<p>1-GED: 0.50</p> <p>Segments: 149</p> <p>Readability: 0.12</p> <p>MMMG: 0.06</p>
<p>Seed-X</p> 			<p>Entities:</p> <ul style="list-style-type: none"> 'Adaptation': False 'Culture': False 'Customs and Traditions': False 'Europe': True 'Immigrants': True 'New Language': False 'United States': True 	<p>Dependencies:</p> <ul style="list-style-type: none"> 'Causes(Immigrants, Adaptation)': False 'Contains(Adaptation, Culture)': False 'Requires(Adaptation, Customs and Traditions)': False 'Requires(Adaptation, New Language)': False 	<p>1-GED: 0.43</p> <p>Segments: 125</p> <p>Readability: 0.39</p> <p>MMMG: 0.17</p>

Figure 38: MMMG Benchmark visualization for seven representative models on a Secondaryschool-History example. Each row corresponds to one model and, from left to right, displays the generated image, its segmentation map, the reconstructed knowledge graph, the extracted entity and dependency lists, and finally the overall MMMG-Score along with its component sub-scores.

F.3.9 Philosophy

Question: Visualize an infographic illustrating the cognitive model that demonstrates the relationship between situation, thought, emotion, and behavior.

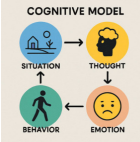
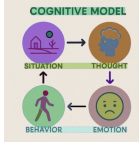
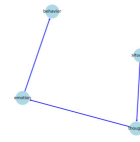
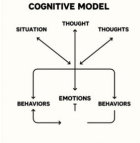
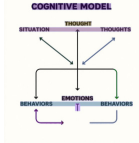
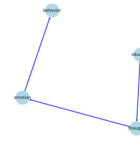
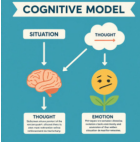
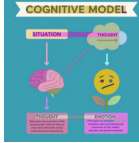
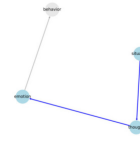





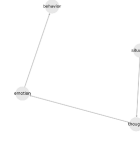





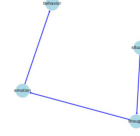
<p>GPT-4o</p> 			<p>Entities:</p> <ul style="list-style-type: none"> "Behavior": True "Emotion": True "Situation": True "Thought": True 	<p>Dependencies:</p> <ul style="list-style-type: none"> "Causes(Emotion, Behavior)": True "Causes(Situation, Thought)": True "Causes(Thought, Emotion)": True 	<p>1-GED: 1.00</p> <p>Segments: 18</p> <p>Readability: 1.00</p> <p>MMM: 1.00</p>
<p>FLUX-Reason (R)</p> 			<p>Entities:</p> <ul style="list-style-type: none"> "Behavior": True "Emotion": True "Situation": True "Thought": True 	<p>Dependencies:</p> <ul style="list-style-type: none"> "Causes(Emotion, Behavior)": True "Causes(Situation, Thought)": True "Causes(Thought, Emotion)": True 	<p>1-GED: 1.00</p> <p>Segments: 12</p> <p>Readability: 1.00</p> <p>MMM: 1.00</p>
<p>HiDream-11-full</p> 			<p>Entities:</p> <ul style="list-style-type: none"> "Behavior": False "Emotion": True "Situation": True "Thought": True 	<p>Dependencies:</p> <ul style="list-style-type: none"> "Causes(Emotion, Behavior)": False "Causes(Situation, Thought)": True "Causes(Thought, Emotion)": True 	<p>1-GED: 0.67</p> <p>Segments: 33</p> <p>Readability: 1.00</p> <p>MMM: 0.67</p>
<p>FLUX-1-pro</p> 			<p>Entities:</p> <ul style="list-style-type: none"> "Behavior": False "Emotion": True "Situation": True "Thought": True 	<p>Dependencies:</p> <ul style="list-style-type: none"> "Causes(Emotion, Behavior)": False "Causes(Situation, Thought)": False "Causes(Thought, Emotion)": False 	<p>1-GED: 0.60</p> <p>Segments: 59</p> <p>Readability: 1.00</p> <p>MMM: 0.60</p>
<p>Ideogram V2</p> 			<p>Entities:</p> <ul style="list-style-type: none"> "Behavior": False "Emotion": False "Situation": False "Thought": False 	<p>Dependencies:</p> <ul style="list-style-type: none"> "Causes(Emotion, Behavior)": False "Causes(Situation, Thought)": False "Causes(Thought, Emotion)": False 	<p>1-GED: 0.00</p> <p>Segments: 58</p> <p>Readability: 1.00</p> <p>MMM: 0.00</p>
<p>Infinity-8B</p> 			<p>Entities:</p> <ul style="list-style-type: none"> "Behavior": False "Emotion": True "Situation": True "Thought": True 	<p>Dependencies:</p> <ul style="list-style-type: none"> "Causes(Emotion, Behavior)": False "Causes(Situation, Thought)": False "Causes(Thought, Emotion)": False 	<p>1-GED: 0.60</p> <p>Segments: 61</p> <p>Readability: 1.00</p> <p>MMM: 0.60</p>
<p>Seed-X</p> 			<p>Entities:</p> <ul style="list-style-type: none"> "Behavior": True "Emotion": True "Situation": True "Thought": True 	<p>Dependencies:</p> <ul style="list-style-type: none"> "Causes(Emotion, Behavior)": True "Causes(Situation, Thought)": True "Causes(Thought, Emotion)": True 	<p>1-GED: 1.00</p> <p>Segments: 81</p> <p>Readability: 0.88</p> <p>MMM: 0.88</p>

Figure 39: MMMG Benchmark visualization for seven representative models on a Secondaryschool-Philosophy example. Each row corresponds to one model and, from left to right, displays the generated image, its segmentation map, the reconstructed knowledge graph, the extracted entity and dependency lists, and finally the overall MMMG-Score along with its component sub-scores.

F.3.10 Literature

Question: Visualize a flowchart depicting the elements of a narrative arc in storytelling.

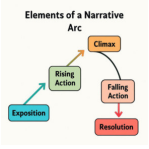
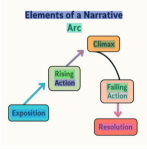



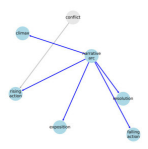



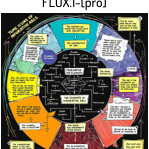








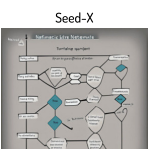


<p>GPT-4o</p> 			<p>Entities:</p> <ul style="list-style-type: none"> 'climax': True 'conflict': False 'exposition': True 'falling action': True 'narrative arc': True 'resolution': True 'rising action': True 	<p>Dependencies:</p> <ul style="list-style-type: none"> 'Contains(narrative arc, climax)': True 'Contains(narrative arc, exposition)': True 'Contains(narrative arc, falling action)': True 'Contains(narrative arc, resolution)': True 'Contains(narrative arc, rising action)': True 'Requires(rising action, conflict)': False 	<p>1-GED: 0.58</p> <p>Segments: 12</p> <p>Readability: 1.00</p> <p>MMMG: 0.58</p>
<p>FLUX-Reason (R1)</p> 			<p>Entities:</p> <ul style="list-style-type: none"> 'climax': True 'conflict': False 'exposition': True 'falling action': True 'narrative arc': True 'resolution': True 'rising action': True 	<p>Dependencies:</p> <ul style="list-style-type: none"> 'Contains(narrative arc, climax)': True 'Contains(narrative arc, exposition)': True 'Contains(narrative arc, falling action)': True 'Contains(narrative arc, resolution)': True 'Contains(narrative arc, rising action)': True 'Requires(rising action, conflict)': False 	<p>1-GED: 0.58</p> <p>Segments: 17</p> <p>Readability: 1.00</p> <p>MMMG: 0.58</p>
<p>HiDream-II-full</p> 			<p>Entities:</p> <ul style="list-style-type: none"> 'climax': False 'conflict': False 'exposition': False 'falling action': False 'narrative arc': False 'resolution': False 'rising action': False 	<p>Dependencies:</p> <ul style="list-style-type: none"> 'Contains(narrative arc, climax)': False 'Contains(narrative arc, exposition)': False 'Contains(narrative arc, falling action)': False 'Contains(narrative arc, resolution)': False 'Contains(narrative arc, rising action)': False 'Requires(rising action, conflict)': False 	<p>1-GED: 0.00</p> <p>Segments: 25</p> <p>Readability: 1.00</p> <p>MMMG: 0.00</p>
<p>FLUX1-[pro]</p> 			<p>Entities:</p> <ul style="list-style-type: none"> 'climax': False 'conflict': False 'exposition': False 'falling action': False 'narrative arc': True 'resolution': False 'rising action': False 	<p>Dependencies:</p> <ul style="list-style-type: none"> 'Contains(narrative arc, climax)': False 'Contains(narrative arc, exposition)': False 'Contains(narrative arc, falling action)': False 'Contains(narrative arc, resolution)': False 'Contains(narrative arc, rising action)': False 'Requires(rising action, conflict)': False 	<p>1-GED: 0.14</p> <p>Segments: 30</p> <p>Readability: 1.00</p> <p>MMMG: 0.14</p>
<p>Ideogram V2</p> 			<p>Entities:</p> <ul style="list-style-type: none"> 'climax': False 'conflict': False 'exposition': False 'falling action': False 'narrative arc': True 'resolution': False 'rising action': False 	<p>Dependencies:</p> <ul style="list-style-type: none"> 'Contains(narrative arc, climax)': False 'Contains(narrative arc, exposition)': False 'Contains(narrative arc, falling action)': False 'Contains(narrative arc, resolution)': False 'Contains(narrative arc, rising action)': False 'Requires(rising action, conflict)': False 	<p>1-GED: 0.14</p> <p>Segments: 54</p> <p>Readability: 1.00</p> <p>MMMG: 0.14</p>
<p>Infinity-8B</p> 			<p>Entities:</p> <ul style="list-style-type: none"> 'climax': False 'conflict': False 'exposition': False 'falling action': False 'narrative arc': True 'resolution': False 'rising action': False 	<p>Dependencies:</p> <ul style="list-style-type: none"> 'Contains(narrative arc, climax)': False 'Contains(narrative arc, exposition)': False 'Contains(narrative arc, falling action)': False 'Contains(narrative arc, resolution)': False 'Contains(narrative arc, rising action)': False 'Requires(rising action, conflict)': False 	<p>1-GED: 0.14</p> <p>Segments: 57</p> <p>Readability: 1.00</p> <p>MMMG: 0.14</p>
<p>Seed-X</p> 			<p>Entities:</p> <ul style="list-style-type: none"> 'climax': False 'conflict': False 'exposition': False 'falling action': False 'narrative arc': True 'resolution': False 'rising action': False 	<p>Dependencies:</p> <ul style="list-style-type: none"> 'Contains(narrative arc, climax)': False 'Contains(narrative arc, exposition)': False 'Contains(narrative arc, falling action)': False 'Contains(narrative arc, resolution)': False 'Contains(narrative arc, rising action)': False 'Requires(rising action, conflict)': False 	<p>1-GED: 0.00</p> <p>Segments: 59</p> <p>Readability: 1.00</p> <p>MMMG: 0.00</p>

Figure 40: MMMG Benchmark visualization for seven representative models on a Secondaryschool-Literature example. Each row corresponds to one model and, from left to right, displays the generated image, its segmentation map, the reconstructed knowledge graph, the extracted entity and dependency lists, and finally the overall MMMG-Score along with its component sub-scores.

F.4 High School

F.4.1 Biology

Question: Visualize an infographic illustrating the key differences between plant and animal cells.

<p>GPT-4o</p> <p>PLANT CELL VS ANIMAL CELL</p>		<p>Entities:</p> <ul style="list-style-type: none"> "Amyoplast": False "Animal cell": True "Cell wall": True "Chloroplast": True "Cytoplasm": True "Cytoskeleton": False "Golgi apparatus": True "Lysosome": True "Mitochondrion": True "Nucleus": True ... (6 more) 	<p>Dependencies:</p> <ul style="list-style-type: none"> "Contains(Animal cell, Cytoplasm)": True "Contains(Animal cell, Cytoskeleton)": False "Contains(Animal cell, Golgi apparatus)": True "Contains(Animal cell, Lysosome)": True "Contains(Animal cell, Mitochondrion)": True "Contains(Animal cell, Nucleus)": True "Contains(Animal cell, Nucleus)": True "Contains(Animal cell, Ribosomes)": False "Contains(Animal cell, Rough ER)": False "Contains(Animal cell, Smooth ER)": False ... (4 more) 	<p>1-GED: 0.64</p> <p>Segments: 39</p> <p>Readability: 1.00</p> <p>MMMG: 0.64</p>
<p>FLUX-Reason (R)</p> <p>Plant vs Animal Cells</p>		<p>Entities:</p> <ul style="list-style-type: none"> "Amyoplast": False "Animal cell": True "Cell wall": True "Chloroplast": True "Cytoplasm": True "Cytoskeleton": False "Golgi apparatus": False "Lysosome": False "Mitochondrion": True "Nucleus": True ... (6 more) 	<p>Dependencies:</p> <ul style="list-style-type: none"> "Contains(Animal cell, Cytoplasm)": True "Contains(Animal cell, Cytoskeleton)": False "Contains(Animal cell, Golgi apparatus)": False "Contains(Animal cell, Lysosome)": False "Contains(Animal cell, Mitochondrion)": True "Contains(Animal cell, Nucleus)": True "Contains(Animal cell, Nucleus)": True "Contains(Animal cell, Ribosomes)": False "Contains(Animal cell, Rough ER)": False "Contains(Animal cell, Smooth ER)": False ... (4 more) 	<p>1-GED: 0.45</p> <p>Segments: 20</p> <p>Readability: 1.00</p> <p>MMMG: 0.45</p>
<p>HiDream-11-full</p> <p>PLANT AND ANIMAL CELLS</p>		<p>Entities:</p> <ul style="list-style-type: none"> "Amyoplast": False "Animal cell": False "Cell wall": False "Chloroplast": False "Cytoplasm": False "Cytoskeleton": False "Golgi apparatus": False "Lysosome": False "Mitochondrion": False "Nucleus": False ... (6 more) 	<p>Dependencies:</p> <ul style="list-style-type: none"> "Contains(Animal cell, Cytoplasm)": False "Contains(Animal cell, Cytoskeleton)": False "Contains(Animal cell, Golgi apparatus)": False "Contains(Animal cell, Lysosome)": False "Contains(Animal cell, Mitochondrion)": False "Contains(Animal cell, Nucleus)": False "Contains(Animal cell, Nucleus)": False "Contains(Animal cell, Ribosomes)": False "Contains(Animal cell, Rough ER)": False "Contains(Animal cell, Smooth ER)": False ... (4 more) 	<p>1-GED: 0.00</p> <p>Segments: 37</p> <p>Readability: 1.00</p> <p>MMMG: 0.00</p>
<p>FLUX1-[pro]</p> <p>PLANT VS ANIMAL CELLS</p>		<p>Entities:</p> <ul style="list-style-type: none"> "Amyoplast": False "Animal cell": False "Cell wall": False "Chloroplast": False "Cytoplasm": False "Cytoskeleton": False "Golgi apparatus": False "Lysosome": False "Mitochondrion": False "Nucleus": False ... (6 more) 	<p>Dependencies:</p> <ul style="list-style-type: none"> "Contains(Animal cell, Cytoplasm)": False "Contains(Animal cell, Cytoskeleton)": False "Contains(Animal cell, Golgi apparatus)": False "Contains(Animal cell, Lysosome)": False "Contains(Animal cell, Mitochondrion)": False "Contains(Animal cell, Nucleus)": False "Contains(Animal cell, Nucleus)": False "Contains(Animal cell, Ribosomes)": False "Contains(Animal cell, Rough ER)": False "Contains(Animal cell, Smooth ER)": False ... (4 more) 	<p>1-GED: 0.00</p> <p>Segments: 24</p> <p>Readability: 1.00</p> <p>MMMG: 0.00</p>
<p>Ideogram V2</p> <p>DIFFERENCES KEY</p>		<p>Entities:</p> <ul style="list-style-type: none"> "Amyoplast": False "Animal cell": True "Cell wall": False "Chloroplast": False "Cytoplasm": True "Cytoskeleton": False "Golgi apparatus": False "Lysosome": False "Mitochondrion": False "Nucleus": False ... (6 more) 	<p>Dependencies:</p> <ul style="list-style-type: none"> "Contains(Animal cell, Cytoplasm)": True "Contains(Animal cell, Cytoskeleton)": False "Contains(Animal cell, Golgi apparatus)": False "Contains(Animal cell, Lysosome)": False "Contains(Animal cell, Mitochondrion)": False "Contains(Animal cell, Nucleus)": False "Contains(Animal cell, Nucleus)": True "Contains(Animal cell, Ribosomes)": False "Contains(Animal cell, Rough ER)": False "Contains(Animal cell, Smooth ER)": False ... (4 more) 	<p>1-GED: 0.17</p> <p>Segments: 141</p> <p>Readability: 0.21</p> <p>MMMG: 0.04</p>
<p>Infinity-8B</p> <p>PLANT AND ANIMAL CELLS</p>		<p>Entities:</p> <ul style="list-style-type: none"> "Amyoplast": False "Animal cell": False "Cell wall": False "Chloroplast": False "Cytoplasm": False "Cytoskeleton": False "Golgi apparatus": False "Lysosome": False "Mitochondrion": False "Nucleus": False ... (6 more) 	<p>Dependencies:</p> <ul style="list-style-type: none"> "Contains(Animal cell, Cytoplasm)": False "Contains(Animal cell, Cytoskeleton)": False "Contains(Animal cell, Golgi apparatus)": False "Contains(Animal cell, Lysosome)": False "Contains(Animal cell, Mitochondrion)": False "Contains(Animal cell, Nucleus)": False "Contains(Animal cell, Nucleus)": False "Contains(Animal cell, Ribosomes)": False "Contains(Animal cell, Rough ER)": False "Contains(Animal cell, Smooth ER)": False ... (4 more) 	<p>1-GED: 0.00</p> <p>Segments: 152</p> <p>Readability: 0.09</p> <p>MMMG: 0.00</p>
<p>Seed-X</p> <p>PLANT AND ANIMAL CELLS</p>		<p>Entities:</p> <ul style="list-style-type: none"> "Amyoplast": False "Animal cell": False "Cell wall": False "Chloroplast": False "Cytoplasm": False "Cytoskeleton": False "Golgi apparatus": False "Lysosome": False "Mitochondrion": False "Nucleus": False ... (6 more) 	<p>Dependencies:</p> <ul style="list-style-type: none"> "Contains(Animal cell, Cytoplasm)": False "Contains(Animal cell, Cytoskeleton)": False "Contains(Animal cell, Golgi apparatus)": False "Contains(Animal cell, Lysosome)": False "Contains(Animal cell, Mitochondrion)": False "Contains(Animal cell, Nucleus)": False "Contains(Animal cell, Nucleus)": False "Contains(Animal cell, Ribosomes)": False "Contains(Animal cell, Rough ER)": False "Contains(Animal cell, Smooth ER)": False ... (4 more) 	<p>1-GED: 0.00</p> <p>Segments: 80</p> <p>Readability: 0.89</p> <p>MMMG: 0.00</p>

Figure 41: MMMG Benchmark visualization for seven representative models on a Highschool-Biology example. Each row corresponds to one model and, from left to right, displays the generated image, its segmentation map, the reconstructed knowledge graph, the extracted entity and dependency lists, and finally the overall MMMG-Score along with its component sub-scores.

F.4.2 Chemistry

Question: Produce a detailed diagram of the electrochemical cell, illustrating the components and the flow of electrons.

<p>GPT-4o</p>			<p>Entities:</p> <ul style="list-style-type: none"> 'Anode': True 'Cathode': True 'Electrochemical Cell': True 'Electrolyte': True 'Electron Flow': True 'External Circuit': True 'Ionic Flow': True 	<p>Dependencies:</p> <ul style="list-style-type: none"> 'Causes(Electron Flow, External Circuit)': True 'Contains(Electrochemical Cell, Anode)': True 'Contains(Electrochemical Cell, Cathode)': True 'Contains(Electrochemical Cell, Electrolyte)': True 'Contains(Electrochemical Cell, External Circuit)': True 'Entails(Ionic Flow, Electrolyte)': True 'Requires(Electron Flow, Anode)': True 'Requires(Electron Flow, Cathode)': True 'TemporalOrder(Anode, Cathode)': True 	<p>1-GED: 1.00</p> <p>Segments: 24</p> <p>Readability: 1.00</p> <p>MMMG: 1.00</p>
<p>FLUX-Reason (R0)</p>			<p>Entities:</p> <ul style="list-style-type: none"> 'Anode': True 'Cathode': True 'Electrochemical Cell': True 'Electrolyte': True 'Electron Flow': True 'External Circuit': True 'Ionic Flow': True 	<p>Dependencies:</p> <ul style="list-style-type: none"> 'Causes(Electron Flow, External Circuit)': False 'Contains(Electrochemical Cell, Anode)': True 'Contains(Electrochemical Cell, Cathode)': True 'Contains(Electrochemical Cell, Electrolyte)': True 'Contains(Electrochemical Cell, External Circuit)': True 'Entails(Ionic Flow, Electrolyte)': False 'Requires(Electron Flow, Anode)': False 'Requires(Electron Flow, Cathode)': False 'TemporalOrder(Anode, Cathode)': False 	<p>1-GED: 0.81</p> <p>Segments: 41</p> <p>Readability: 1.00</p> <p>MMMG: 0.81</p>
<p>HiDream-11-full</p>			<p>Entities:</p> <ul style="list-style-type: none"> 'Anode': False 'Cathode': False 'Electrochemical Cell': True 'Electrolyte': True 'Electron Flow': False 'External Circuit': False 'Ionic Flow': False 	<p>Dependencies:</p> <ul style="list-style-type: none"> 'Causes(Electron Flow, External Circuit)': False 'Contains(Electrochemical Cell, Anode)': False 'Contains(Electrochemical Cell, Cathode)': False 'Contains(Electrochemical Cell, Electrolyte)': True 'Contains(Electrochemical Cell, External Circuit)': False 'Entails(Ionic Flow, Electrolyte)': False 'Requires(Electron Flow, Anode)': False 'Requires(Electron Flow, Cathode)': False 'TemporalOrder(Anode, Cathode)': False 	<p>1-GED: 0.21</p> <p>Segments: 49</p> <p>Readability: 1.00</p> <p>MMMG: 0.21</p>
<p>FLUX1-[pro]</p>			<p>Entities:</p> <ul style="list-style-type: none"> 'Anode': False 'Cathode': False 'Electrochemical Cell': True 'Electrolyte': False 'Electron Flow': True 'External Circuit': True 'Ionic Flow': False 	<p>Dependencies:</p> <ul style="list-style-type: none"> 'Causes(Electron Flow, External Circuit)': False 'Contains(Electrochemical Cell, Anode)': False 'Contains(Electrochemical Cell, Cathode)': False 'Contains(Electrochemical Cell, Electrolyte)': False 'Contains(Electrochemical Cell, External Circuit)': True 'Entails(Ionic Flow, Electrolyte)': False 'Requires(Electron Flow, Anode)': False 'Requires(Electron Flow, Cathode)': False 'TemporalOrder(Anode, Cathode)': False 	<p>1-GED: 0.30</p> <p>Segments: 6</p> <p>Readability: 1.00</p> <p>MMMG: 0.30</p>
<p>Ideogram V2</p>			<p>Entities:</p> <ul style="list-style-type: none"> 'Anode': False 'Cathode': False 'Electrochemical Cell': True 'Electrolyte': True 'Electron Flow': True 'External Circuit': True 'Ionic Flow': True 	<p>Dependencies:</p> <ul style="list-style-type: none"> 'Causes(Electron Flow, External Circuit)': False 'Contains(Electrochemical Cell, Anode)': False 'Contains(Electrochemical Cell, Cathode)': False 'Contains(Electrochemical Cell, Electrolyte)': True 'Contains(Electrochemical Cell, External Circuit)': False 'Entails(Ionic Flow, Electrolyte)': True 'Requires(Electron Flow, Anode)': False 'Requires(Electron Flow, Cathode)': False 'TemporalOrder(Anode, Cathode)': False 	<p>1-GED: 0.43</p> <p>Segments: 86</p> <p>Readability: 0.82</p> <p>MMMG: 0.36</p>
<p>Infinity-8B</p>			<p>Entities:</p> <ul style="list-style-type: none"> 'Anode': False 'Cathode': False 'Electrochemical Cell': False 'Electrolyte': False 'Electron Flow': False 'External Circuit': False 'Ionic Flow': False 	<p>Dependencies:</p> <ul style="list-style-type: none"> 'Causes(Electron Flow, External Circuit)': False 'Contains(Electrochemical Cell, Anode)': False 'Contains(Electrochemical Cell, Cathode)': False 'Contains(Electrochemical Cell, Electrolyte)': False 'Contains(Electrochemical Cell, External Circuit)': False 'Entails(Ionic Flow, Electrolyte)': False 'Requires(Electron Flow, Anode)': False 'Requires(Electron Flow, Cathode)': False 'TemporalOrder(Anode, Cathode)': False 	<p>1-GED: 0.00</p> <p>Segments: 129</p> <p>Readability: 0.34</p> <p>MMMG: 0.00</p>
<p>Seed-X</p>			<p>Entities:</p> <ul style="list-style-type: none"> 'Anode': False 'Cathode': False 'Electrochemical Cell': False 'Electrolyte': False 'Electron Flow': False 'External Circuit': False 'Ionic Flow': False 	<p>Dependencies:</p> <ul style="list-style-type: none"> 'Causes(Electron Flow, External Circuit)': False 'Contains(Electrochemical Cell, Anode)': False 'Contains(Electrochemical Cell, Cathode)': False 'Contains(Electrochemical Cell, Electrolyte)': False 'Contains(Electrochemical Cell, External Circuit)': False 'Entails(Ionic Flow, Electrolyte)': False 'Requires(Electron Flow, Anode)': False 'Requires(Electron Flow, Cathode)': False 'TemporalOrder(Anode, Cathode)': False 	<p>1-GED: 0.00</p> <p>Segments: 66</p> <p>Readability: 1.00</p> <p>MMMG: 0.00</p>

Figure 42: MMMG Benchmark visualization for seven representative models on a Highschool-Chemistry example. Each row corresponds to one model and, from left to right, displays the generated image, its segmentation map, the reconstructed knowledge graph, the extracted entity and dependency lists, and finally the overall MMMG-Score along with its component sub-scores.

F.4.3 Mathematics

Question: Visualize an infographic depicting the relationships between sets A, B, and their intersection.

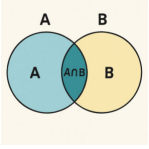
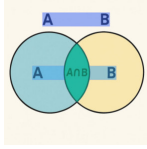
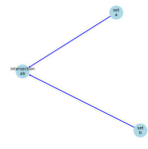
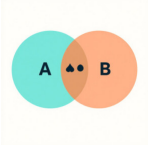
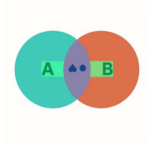
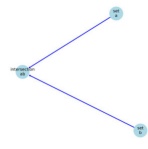
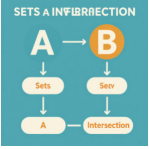
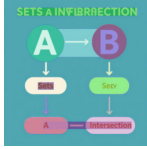
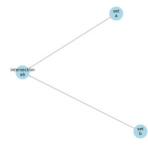
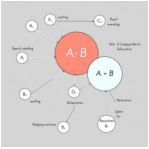
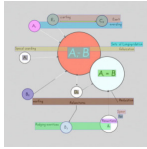
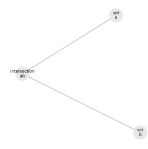


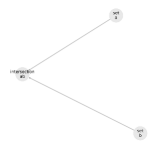
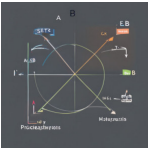
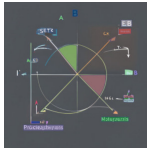
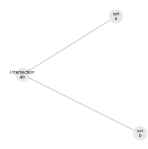
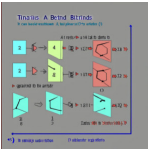
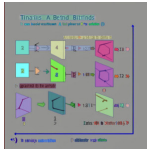
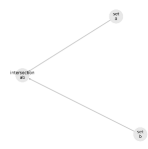
<p>GPT-4o</p>    <p>Entities: Intersection AB: True Set A: True Set B: True</p> <p>Dependencies: Contains(Set A, Intersection AB): True Contains(Set B, Intersection AB): True Requires(Intersection AB, Set A): True Requires(Intersection AB, Set B): True</p> <p>1-GED: 1.00 Segments: 3 Readability: 1.00 MMM-G: 1.00</p>	
<p>FLUX-Reason (R1)</p>    <p>Entities: Intersection AB: True Set A: True Set B: True</p> <p>Dependencies: Contains(Set A, Intersection AB): True Contains(Set B, Intersection AB): True Requires(Intersection AB, Set A): True Requires(Intersection AB, Set B): True</p> <p>1-GED: 1.00 Segments: 4 Readability: 1.00 MMM-G: 1.00</p>	
<p>HiDream-11-full</p>    <p>Entities: Intersection AB: True Set A: True Set B: True</p> <p>Dependencies: Contains(Set A, Intersection AB): False Contains(Set B, Intersection AB): False Requires(Intersection AB, Set A): False Requires(Intersection AB, Set B): False</p> <p>1-GED: 0.75 Segments: 17 Readability: 1.00 MMM-G: 0.75</p>	
<p>FLUX1-[pro]</p>    <p>Entities: Intersection AB: False Set A: False Set B: False</p> <p>Dependencies: Contains(Set A, Intersection AB): False Contains(Set B, Intersection AB): False Requires(Intersection AB, Set A): False Requires(Intersection AB, Set B): False</p> <p>1-GED: 0.00 Segments: 4 Readability: 1.00 MMM-G: 0.00</p>	
<p>Ideogram V2</p>    <p>Entities: Intersection AB: False Set A: False Set B: False</p> <p>Dependencies: Contains(Set A, Intersection AB): False Contains(Set B, Intersection AB): False Requires(Intersection AB, Set A): False Requires(Intersection AB, Set B): False</p> <p>1-GED: 0.00 Segments: 127 Readability: 0.37 MMM-G: 0.00</p>	
<p>Infinity-8B</p>    <p>Entities: Intersection AB: False Set A: False Set B: False</p> <p>Dependencies: Contains(Set A, Intersection AB): False Contains(Set B, Intersection AB): False Requires(Intersection AB, Set A): False Requires(Intersection AB, Set B): False</p> <p>1-GED: 0.00 Segments: 40 Readability: 1.00 MMM-G: 0.00</p>	
<p>Seed-X</p>    <p>Entities: Intersection AB: False Set A: False Set B: False</p> <p>Dependencies: Contains(Set A, Intersection AB): False Contains(Set B, Intersection AB): False Requires(Intersection AB, Set A): False Requires(Intersection AB, Set B): False</p> <p>1-GED: 0.00 Segments: 72 Readability: 0.98 MMM-G: 0.00</p>	

Figure 43: MMMG Benchmark visualization for seven representative models on a Highschool-Mathematics example. Each row corresponds to one model and, from left to right, displays the generated image, its segmentation map, the reconstructed knowledge graph, the extracted entity and dependency lists, and finally the overall MMMG-Score along with its component sub-scores.

F.4.4 Engineering

Question: Visualize an infographic detailing the key components and dynamics of sound wave propagation.

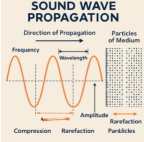
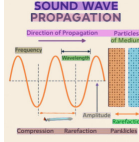
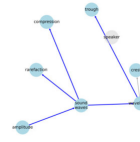

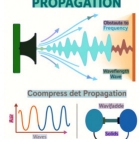










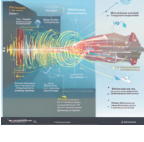
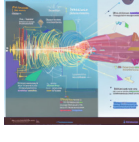




<p>GPT-4o</p> 			<p>Entities:</p> <ul style="list-style-type: none"> 'Amplitude': True 'Compression': True 'Crest': True 'Rarefaction': True 'Sound Waves': True 'Speaker': False 'Trough': True 'Wavelength': True 	<p>Dependencies:</p> <ul style="list-style-type: none"> 'Contains(Sound Waves, Compression)': True 'Contains(Sound Waves, Rarefaction)': True 'Contains(Sound Waves, Wavelength)': True 'Contains(Wavelength, Crest)': False 'Contains(Wavelength, Trough)': True 'Requires(Sound Waves, Amplitude)': True 	<p>I-GED: 0.62</p> <p>Segments: 16</p> <p>Readability: 1.00</p> <p>MMMG: 0.62</p>
<p>FLUX-Reason (R1)</p> 			<p>Entities:</p> <ul style="list-style-type: none"> 'Amplitude': False 'Compression': False 'Crest': True 'Rarefaction': False 'Sound Waves': True 'Speaker': True 'Trough': True 'Wavelength': True 	<p>Dependencies:</p> <ul style="list-style-type: none"> 'Contains(Sound Waves, Compression)': False 'Contains(Sound Waves, Rarefaction)': False 'Contains(Sound Waves, Wavelength)': True 'Contains(Wavelength, Crest)': True 'Contains(Wavelength, Trough)': True 'Requires(Sound Waves, Amplitude)': False 	<p>I-GED: 0.55</p> <p>Segments: 50</p> <p>Readability: 1.00</p> <p>MMMG: 0.55</p>
<p>HiDream-11-full</p> 			<p>Entities:</p> <ul style="list-style-type: none"> 'Amplitude': True 'Compression': False 'Crest': True 'Rarefaction': False 'Sound Waves': True 'Speaker': False 'Trough': True 'Wavelength': False 	<p>Dependencies:</p> <ul style="list-style-type: none"> 'Contains(Sound Waves, Compression)': False 'Contains(Sound Waves, Rarefaction)': False 'Contains(Sound Waves, Wavelength)': False 'Contains(Wavelength, Crest)': False 'Contains(Wavelength, Trough)': False 'Requires(Sound Waves, Amplitude)': False 	<p>I-GED: 0.44</p> <p>Segments: 20</p> <p>Readability: 1.00</p> <p>MMMG: 0.44</p>
<p>FLUX-1-pro</p> 			<p>Entities:</p> <ul style="list-style-type: none"> 'Amplitude': False 'Compression': False 'Crest': True 'Rarefaction': False 'Sound Waves': True 'Speaker': True 'Trough': True 'Wavelength': False 	<p>Dependencies:</p> <ul style="list-style-type: none"> 'Contains(Sound Waves, Compression)': False 'Contains(Sound Waves, Rarefaction)': False 'Contains(Sound Waves, Wavelength)': False 'Contains(Wavelength, Crest)': False 'Contains(Wavelength, Trough)': False 'Requires(Sound Waves, Amplitude)': False 	<p>I-GED: 0.44</p> <p>Segments: 10</p> <p>Readability: 1.00</p> <p>MMMG: 0.44</p>
<p>Ideogram V2</p> 			<p>Entities:</p> <ul style="list-style-type: none"> 'Amplitude': False 'Compression': False 'Crest': False 'Rarefaction': False 'Sound Waves': True 'Speaker': False 'Trough': False 'Wavelength': False 	<p>Dependencies:</p> <ul style="list-style-type: none"> 'Contains(Sound Waves, Compression)': False 'Contains(Sound Waves, Rarefaction)': False 'Contains(Sound Waves, Wavelength)': False 'Contains(Wavelength, Crest)': False 'Contains(Wavelength, Trough)': False 'Requires(Sound Waves, Amplitude)': False 	<p>I-GED: 0.13</p> <p>Segments: 72</p> <p>Readability: 0.98</p> <p>MMMG: 0.13</p>
<p>Infinity-8B</p> 			<p>Entities:</p> <ul style="list-style-type: none"> 'Amplitude': True 'Compression': False 'Crest': False 'Rarefaction': False 'Sound Waves': True 'Speaker': True 'Trough': False 'Wavelength': True 	<p>Dependencies:</p> <ul style="list-style-type: none"> 'Contains(Sound Waves, Compression)': False 'Contains(Sound Waves, Rarefaction)': False 'Contains(Sound Waves, Wavelength)': True 'Contains(Wavelength, Crest)': False 'Contains(Wavelength, Trough)': False 'Requires(Sound Waves, Amplitude)': False 	<p>I-GED: 0.53</p> <p>Segments: 55</p> <p>Readability: 1.00</p> <p>MMMG: 0.53</p>
<p>Seed-X</p> 			<p>Entities:</p> <ul style="list-style-type: none"> 'Amplitude': False 'Compression': False 'Crest': False 'Rarefaction': False 'Sound Waves': True 'Speaker': False 'Trough': False 'Wavelength': False 	<p>Dependencies:</p> <ul style="list-style-type: none"> 'Contains(Sound Waves, Compression)': False 'Contains(Sound Waves, Rarefaction)': False 'Contains(Sound Waves, Wavelength)': False 'Contains(Wavelength, Crest)': False 'Contains(Wavelength, Trough)': False 'Requires(Sound Waves, Amplitude)': False 	<p>I-GED: 0.13</p> <p>Segments: 110</p> <p>Readability: 0.56</p> <p>MMMG: 0.07</p>

Figure 44: MMMG Benchmark visualization for seven representative models on a Highschool-Engineering example. Each row corresponds to one model and, from left to right, displays the generated image, its segmentation map, the reconstructed knowledge graph, the extracted entity and dependency lists, and finally the overall MMMG-Score along with its component sub-scores.

F.4.5 Geography

Question: Visualize an educational diagram highlighting the key zones and features of a glacier.

<p>GPT-4o</p>			<p>Entities:</p> <ul style="list-style-type: none"> 'Ablation zone': True 'Accumulation zone': True 'Cleavages': False 'Equilibrium line': False 'Frin': False 'Ground moraine': False 'Moraine': True 'Moulin': False 'Snow': True 	<p>Dependencies:</p> <ul style="list-style-type: none"> 'Contains(Ablation zone, Cleavages)': False 'Contains(Ablation zone, Moulin)': False 'Contains(Moraine, Ground moraine)': False 'Contains(Snow, Accumulation zone)': True 'Defines(Equilibrium line, Ablation zone)': False 'Requires(Accumulation zone, Frin)': False 	<p>I-GED: 0.38</p> <p>Segments: 17</p> <p>Readability: 1.00</p> <p>MMMG: 0.38</p>
<p>FLUX-Reason (R0)</p>			<p>Entities:</p> <ul style="list-style-type: none"> 'Ablation zone': False 'Accumulation zone': True 'Cleavages': False 'Equilibrium line': False 'Frin': False 'Ground moraine': False 'Moraine': True 'Moulin': False 'Snow': True 	<p>Dependencies:</p> <ul style="list-style-type: none"> 'Contains(Ablation zone, Cleavages)': False 'Contains(Ablation zone, Moulin)': False 'Contains(Moraine, Ground moraine)': False 'Contains(Snow, Accumulation zone)': False 'Defines(Equilibrium line, Ablation zone)': False 'Requires(Accumulation zone, Frin)': False 	<p>I-GED: 0.32</p> <p>Segments: 38</p> <p>Readability: 1.00</p> <p>MMMG: 0.32</p>
<p>HiDream-11-full</p>			<p>Entities:</p> <ul style="list-style-type: none"> 'Ablation zone': False 'Accumulation zone': False 'Cleavages': True 'Equilibrium line': False 'Frin': False 'Ground moraine': False 'Moraine': True 'Moulin': False 'Snow': True 	<p>Dependencies:</p> <ul style="list-style-type: none"> 'Contains(Ablation zone, Cleavages)': False 'Contains(Ablation zone, Moulin)': False 'Contains(Moraine, Ground moraine)': False 'Contains(Snow, Accumulation zone)': False 'Defines(Equilibrium line, Ablation zone)': False 'Requires(Accumulation zone, Frin)': False 	<p>I-GED: 0.32</p> <p>Segments: 23</p> <p>Readability: 1.00</p> <p>MMMG: 0.32</p>
<p>FLUX1-[pro]</p>			<p>Entities:</p> <ul style="list-style-type: none"> 'Ablation zone': False 'Accumulation zone': False 'Cleavages': False 'Equilibrium line': False 'Frin': False 'Ground moraine': False 'Moraine': True 'Moulin': False 'Snow': True 	<p>Dependencies:</p> <ul style="list-style-type: none"> 'Contains(Ablation zone, Cleavages)': False 'Contains(Ablation zone, Moulin)': False 'Contains(Moraine, Ground moraine)': False 'Contains(Snow, Accumulation zone)': False 'Defines(Equilibrium line, Ablation zone)': False 'Requires(Accumulation zone, Frin)': False 	<p>I-GED: 0.12</p> <p>Segments: 12</p> <p>Readability: 1.00</p> <p>MMMG: 0.12</p>
<p>Ideogram V2</p>			<p>Entities:</p> <ul style="list-style-type: none"> 'Ablation zone': False 'Accumulation zone': False 'Cleavages': False 'Equilibrium line': False 'Frin': False 'Ground moraine': False 'Moraine': False 'Moulin': False 'Snow': True 	<p>Dependencies:</p> <ul style="list-style-type: none"> 'Contains(Ablation zone, Cleavages)': False 'Contains(Ablation zone, Moulin)': False 'Contains(Moraine, Ground moraine)': False 'Contains(Snow, Accumulation zone)': False 'Defines(Equilibrium line, Ablation zone)': False 'Requires(Accumulation zone, Frin)': False 	<p>I-GED: 0.12</p> <p>Segments: 130</p> <p>Readability: 0.33</p> <p>MMMG: 0.04</p>
<p>Infinity-8B</p>			<p>Entities:</p> <ul style="list-style-type: none"> 'Ablation zone': False 'Accumulation zone': False 'Cleavages': True 'Equilibrium line': False 'Frin': False 'Ground moraine': False 'Moraine': False 'Moulin': False 'Snow': True 	<p>Dependencies:</p> <ul style="list-style-type: none"> 'Contains(Ablation zone, Cleavages)': False 'Contains(Ablation zone, Moulin)': False 'Contains(Moraine, Ground moraine)': False 'Contains(Snow, Accumulation zone)': False 'Defines(Equilibrium line, Ablation zone)': False 'Requires(Accumulation zone, Frin)': False 	<p>I-GED: 0.22</p> <p>Segments: 52</p> <p>Readability: 1.00</p> <p>MMMG: 0.22</p>
<p>Seed-X</p>			<p>Entities:</p> <ul style="list-style-type: none"> 'Ablation zone': True 'Accumulation zone': True 'Cleavages': True 'Equilibrium line': True 'Frin': False 'Ground moraine': False 'Moraine': True 'Moulin': False 'Snow': True 	<p>Dependencies:</p> <ul style="list-style-type: none"> 'Contains(Ablation zone, Cleavages)': True 'Contains(Ablation zone, Moulin)': False 'Contains(Moraine, Ground moraine)': False 'Contains(Snow, Accumulation zone)': True 'Defines(Equilibrium line, Ablation zone)': True 'Requires(Accumulation zone, Frin)': False 	<p>I-GED: 0.54</p> <p>Segments: 55</p> <p>Readability: 1.00</p> <p>MMMG: 0.54</p>

Figure 45: MMMG Benchmark visualization for seven representative models on a Highschool-Geography example. Each row corresponds to one model and, from left to right, displays the generated image, its segmentation map, the reconstructed knowledge graph, the extracted entity and dependency lists, and finally the overall MMMG-Score along with its component sub-scores.

F.4.6 Economics

Question: Visualize an infographic depicting the dynamics of stagflation, illustrating the relationships between GDP, unemployment, demand, and inflation during a recession.

<p>GPT-4o</p>			<p>Entities:</p> <ul style="list-style-type: none"> "Demand": True "GDP": True "Inflation": True "Unemployment": True 	<p>Dependencies:</p> <ul style="list-style-type: none"> "Causes(Inflation, Demand)": True "Causes(Unemployment, GDP)": True "Causes(Unemployment, Inflation)": True "Requires(GDP, Demand)": False 	<p>1-GED: 0.93</p> <p>Segments: 29</p> <p>Readability: 1.00</p> <p>MMMG: 0.93</p>
<p>FLUX-Reason (R)</p>			<p>Entities:</p> <ul style="list-style-type: none"> "Demand": False "GDP": True "Inflation": True "Unemployment": False 	<p>Dependencies:</p> <ul style="list-style-type: none"> "Causes(Inflation, Demand)": False "Causes(Unemployment, GDP)": False "Causes(Unemployment, Inflation)": False "Requires(GDP, Demand)": False 	<p>1-GED: 0.40</p> <p>Segments: 27</p> <p>Readability: 1.00</p> <p>MMMG: 0.40</p>
<p>HiDream-11-full</p>			<p>Entities:</p> <ul style="list-style-type: none"> "Demand": False "GDP": True "Inflation": True "Unemployment": True 	<p>Dependencies:</p> <ul style="list-style-type: none"> "Causes(Inflation, Demand)": False "Causes(Unemployment, GDP)": False "Causes(Unemployment, Inflation)": False "Requires(GDP, Demand)": False 	<p>1-GED: 0.55</p> <p>Segments: 15</p> <p>Readability: 1.00</p> <p>MMMG: 0.55</p>
<p>FLUX1-[pro]</p>			<p>Entities:</p> <ul style="list-style-type: none"> "Demand": True "GDP": True "Inflation": True "Unemployment": True 	<p>Dependencies:</p> <ul style="list-style-type: none"> "Causes(Inflation, Demand)": False "Causes(Unemployment, GDP)": False "Causes(Unemployment, Inflation)": False "Requires(GDP, Demand)": False 	<p>1-GED: 0.67</p> <p>Segments: 3</p> <p>Readability: 1.00</p> <p>MMMG: 0.67</p>
<p>Ideogram V2</p>			<p>Entities:</p> <ul style="list-style-type: none"> "Demand": True "GDP": True "Inflation": True "Unemployment": True 	<p>Dependencies:</p> <ul style="list-style-type: none"> "Causes(Inflation, Demand)": False "Causes(Unemployment, GDP)": False "Causes(Unemployment, Inflation)": False "Requires(GDP, Demand)": False 	<p>1-GED: 0.67</p> <p>Segments: 68</p> <p>Readability: 1.00</p> <p>MMMG: 0.67</p>
<p>Infinity-8B</p>			<p>Entities:</p> <ul style="list-style-type: none"> "Demand": True "GDP": True "Inflation": True "Unemployment": True 	<p>Dependencies:</p> <ul style="list-style-type: none"> "Causes(Inflation, Demand)": False "Causes(Unemployment, GDP)": False "Causes(Unemployment, Inflation)": False "Requires(GDP, Demand)": False 	<p>1-GED: 0.67</p> <p>Segments: 87</p> <p>Readability: 0.81</p> <p>MMMG: 0.54</p>
<p>Seed-X</p>			<p>Entities:</p> <ul style="list-style-type: none"> "Demand": False "GDP": False "Inflation": False "Unemployment": False 	<p>Dependencies:</p> <ul style="list-style-type: none"> "Causes(Inflation, Demand)": False "Causes(Unemployment, GDP)": False "Causes(Unemployment, Inflation)": False "Requires(GDP, Demand)": False 	<p>1-GED: 0.00</p> <p>Segments: 80</p> <p>Readability: 0.89</p> <p>MMMG: 0.00</p>

Figure 46: MMMG Benchmark visualization for seven representative models on a Highschool-Economics example. Each row corresponds to one model and, from left to right, displays the generated image, its segmentation map, the reconstructed knowledge graph, the extracted entity and dependency lists, and finally the overall MMMG-Score along with its component sub-scores.

F.4.7 Sociology

Question: Visualize the interrelation of vision, mission, goals, strategies, and tactics in achieving organizational success.



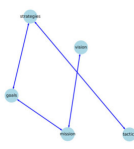





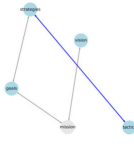





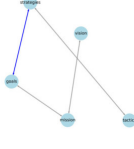


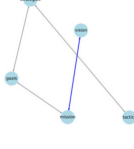



<p>GPT-4o</p> 			<p>Entities:</p> <ul style="list-style-type: none"> 'goals': True 'mission': True 'strategies': True 'tactics': True 'vision': True 	<p>Dependencies:</p> <ul style="list-style-type: none"> 'Definesgoals, strategies': True 'Definesmission, goals': True 'Definesstrategies, tactics': True 'Definesvision, mission': True 	<p>1-GED: 1.00</p> <p>Segments: 14</p> <p>Readability: 1.00</p> <p>MMM: 1.00</p>
<p>FLUX-Reason (R1)</p> 			<p>Entities:</p> <ul style="list-style-type: none"> 'goals': True 'mission': False 'strategies': True 'tactics': True 'vision': True 	<p>Dependencies:</p> <ul style="list-style-type: none"> 'Definesgoals, strategies': True 'Definesmission, goals': False 'Definesstrategies, tactics': True 'Definesvision, mission': False 	<p>1-GED: 0.63</p> <p>Segments: 20</p> <p>Readability: 1.00</p> <p>MMM: 0.63</p>
<p>HiDream-11-full</p> 			<p>Entities:</p> <ul style="list-style-type: none"> 'goals': True 'mission': False 'strategies': True 'tactics': True 'vision': True 	<p>Dependencies:</p> <ul style="list-style-type: none"> 'Definesgoals, strategies': False 'Definesmission, goals': False 'Definesstrategies, tactics': True 'Definesvision, mission': False 	<p>1-GED: 0.63</p> <p>Segments: 50</p> <p>Readability: 1.00</p> <p>MMM: 0.63</p>
<p>FLUX1-[pro]</p> 			<p>Entities:</p> <ul style="list-style-type: none"> 'goals': True 'mission': True 'strategies': True 'tactics': False 'vision': True 	<p>Dependencies:</p> <ul style="list-style-type: none"> 'Definesgoals, strategies': False 'Definesmission, goals': False 'Definesstrategies, tactics': False 'Definesvision, mission': False 	<p>1-GED: 0.47</p> <p>Segments: 5</p> <p>Readability: 1.00</p> <p>MMM: 0.47</p>
<p>Ideogram V2</p> 			<p>Entities:</p> <ul style="list-style-type: none"> 'goals': True 'mission': True 'strategies': True 'tactics': True 'vision': True 	<p>Dependencies:</p> <ul style="list-style-type: none"> 'Definesgoals, strategies': True 'Definesmission, goals': False 'Definesstrategies, tactics': False 'Definesvision, mission': False 	<p>1-GED: 0.70</p> <p>Segments: 138</p> <p>Readability: 0.24</p> <p>MMM: 0.17</p>
<p>Infinity-8B</p> 			<p>Entities:</p> <ul style="list-style-type: none"> 'goals': True 'mission': True 'strategies': True 'tactics': True 'vision': True 	<p>Dependencies:</p> <ul style="list-style-type: none"> 'Definesgoals, strategies': False 'Definesmission, goals': False 'Definesstrategies, tactics': False 'Definesvision, mission': True 	<p>1-GED: 0.70</p> <p>Segments: 135</p> <p>Readability: 0.28</p> <p>MMM: 0.19</p>
<p>Seed-X</p> 			<p>Entities:</p> <ul style="list-style-type: none"> 'goals': False 'mission': False 'strategies': False 'tactics': False 'vision': False 	<p>Dependencies:</p> <ul style="list-style-type: none"> 'Definesgoals, strategies': False 'Definesmission, goals': False 'Definesstrategies, tactics': False 'Definesvision, mission': False 	<p>1-GED: 0.00</p> <p>Segments: 42</p> <p>Readability: 1.00</p> <p>MMM: 0.00</p>

Figure 47: MMMG Benchmark visualization for seven representative models on a Highschool-Sociology example. Each row corresponds to one model and, from left to right, displays the generated image, its segmentation map, the reconstructed knowledge graph, the extracted entity and dependency lists, and finally the overall MMMG-Score along with its component sub-scores.

F.4.8 History

Question: Visualize an infographic depicting the main components and structure of the United Nations.


















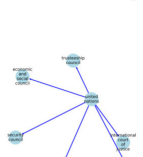



			<p>Entities:</p> <ul style="list-style-type: none"> 'Economic and Social Council': False 'General Assembly': True 'International Court of Justice': True 'Secretariat': True 'Security Council': True 'Trusteeship Council': True 'United Nations': True 	<p>Dependencies:</p> <ul style="list-style-type: none"> 'Contains(United Nations, Economic and Social Council)': False 'Contains(United Nations, General Assembly)': True 'Contains(United Nations, International Court of Justice)': True 'Contains(United Nations, Secretariat)': True 'Contains(United Nations, Security Council)': True 'Contains(United Nations, Trusteeship Council)': True 	<p>1-GED: 0.50</p> <p>Segments: 42</p> <p>Readability: 1.00</p> <p>MMMG: 0.50</p>
			<p>Entities:</p> <ul style="list-style-type: none"> 'Economic and Social Council': True 'General Assembly': True 'International Court of Justice': False 'Secretariat': False 'Security Council': False 'Trusteeship Council': False 'United Nations': True 	<p>Dependencies:</p> <ul style="list-style-type: none"> 'Contains(United Nations, Economic and Social Council)': True 'Contains(United Nations, General Assembly)': True 'Contains(United Nations, International Court of Justice)': False 'Contains(United Nations, Secretariat)': False 'Contains(United Nations, Security Council)': False 'Contains(United Nations, Trusteeship Council)': False 	<p>1-GED: 0.33</p> <p>Segments: 31</p> <p>Readability: 1.00</p> <p>MMMG: 0.33</p>
			<p>Entities:</p> <ul style="list-style-type: none"> 'Economic and Social Council': False 'General Assembly': False 'International Court of Justice': False 'Secretariat': False 'Security Council': False 'Trusteeship Council': False 'United Nations': True 	<p>Dependencies:</p> <ul style="list-style-type: none"> 'Contains(United Nations, Economic and Social Council)': False 'Contains(United Nations, General Assembly)': False 'Contains(United Nations, International Court of Justice)': False 'Contains(United Nations, Secretariat)': False 'Contains(United Nations, Security Council)': False 'Contains(United Nations, Trusteeship Council)': False 	<p>1-GED: 0.14</p> <p>Segments: 83</p> <p>Readability: 0.86</p> <p>MMMG: 0.12</p>
			<p>Entities:</p> <ul style="list-style-type: none"> 'Economic and Social Council': False 'General Assembly': False 'International Court of Justice': False 'Secretariat': False 'Security Council': False 'Trusteeship Council': False 'United Nations': True 	<p>Dependencies:</p> <ul style="list-style-type: none"> 'Contains(United Nations, Economic and Social Council)': False 'Contains(United Nations, General Assembly)': False 'Contains(United Nations, International Court of Justice)': False 'Contains(United Nations, Secretariat)': False 'Contains(United Nations, Security Council)': False 'Contains(United Nations, Trusteeship Council)': False 	<p>1-GED: 0.14</p> <p>Segments: 4</p> <p>Readability: 1.00</p> <p>MMMG: 0.14</p>
			<p>Entities:</p> <ul style="list-style-type: none"> 'Economic and Social Council': False 'General Assembly': False 'International Court of Justice': True 'Secretariat': False 'Security Council': False 'Trusteeship Council': False 'United Nations': True 	<p>Dependencies:</p> <ul style="list-style-type: none"> 'Contains(United Nations, Economic and Social Council)': False 'Contains(United Nations, General Assembly)': False 'Contains(United Nations, International Court of Justice)': True 'Contains(United Nations, Secretariat)': False 'Contains(United Nations, Security Council)': False 'Contains(United Nations, Trusteeship Council)': False 	<p>1-GED: 0.27</p> <p>Segments: 177</p> <p>Readability: 0.00</p> <p>MMMG: 0.00</p>
			<p>Entities:</p> <ul style="list-style-type: none"> 'Economic and Social Council': True 'General Assembly': True 'International Court of Justice': True 'Secretariat': True 'Security Council': True 'Trusteeship Council': True 'United Nations': True 	<p>Dependencies:</p> <ul style="list-style-type: none"> 'Contains(United Nations, Economic and Social Council)': True 'Contains(United Nations, General Assembly)': True 'Contains(United Nations, International Court of Justice)': True 'Contains(United Nations, Secretariat)': True 'Contains(United Nations, Security Council)': True 'Contains(United Nations, Trusteeship Council)': True 	<p>1-GED: 1.00</p> <p>Segments: 136</p> <p>Readability: 0.27</p> <p>MMMG: 0.27</p>
			<p>Entities:</p> <ul style="list-style-type: none"> 'Economic and Social Council': False 'General Assembly': False 'International Court of Justice': False 'Secretariat': False 'Security Council': False 'Trusteeship Council': False 'United Nations': True 	<p>Dependencies:</p> <ul style="list-style-type: none"> 'Contains(United Nations, Economic and Social Council)': False 'Contains(United Nations, General Assembly)': False 'Contains(United Nations, International Court of Justice)': False 'Contains(United Nations, Secretariat)': False 'Contains(United Nations, Security Council)': False 'Contains(United Nations, Trusteeship Council)': False 	<p>1-GED: 0.14</p> <p>Segments: 83</p> <p>Readability: 0.86</p> <p>MMMG: 0.12</p>

Figure 48: MMMG Benchmark visualization for seven representative models on a Highschool-History example. Each row corresponds to one model and, from left to right, displays the generated image, its segmentation map, the reconstructed knowledge graph, the extracted entity and dependency lists, and finally the overall MMMG-Score along with its component sub-scores.

F.4.9 Philosophy

Question: Visualize an educational poster that showcases the different types of inductive reasoning.

<p>GPT-4o</p>			<p>Entities:</p> <ul style="list-style-type: none"> "Analogy": True "Casual Reasoning": True "Generalization": True "Inductive Reasoning": True "Predictive Reasoning": False "Sample Reasoning": False "Statistical Reasoning": False 	<p>Dependencies:</p> <ul style="list-style-type: none"> "Contains(Inductive Reasoning, Analogy)": True "Contains(Inductive Reasoning, Casual Reasoning)": True "Contains(Inductive Reasoning, Generalization)": True "Contains(Inductive Reasoning, Predictive Reasoning)": False "Contains(Inductive Reasoning, Sample Reasoning)": False "Contains(Inductive Reasoning, Statistical Reasoning)": False 	<p>1-GED: 0.40</p> <p>Segments: 24</p> <p>Readability: 1.00</p> <p>MMMG: 0.40</p>
<p>FLUX-Reason (R1)</p>			<p>Entities:</p> <ul style="list-style-type: none"> "Analogy": True "Casual Reasoning": False "Generalization": False "Inductive Reasoning": True "Predictive Reasoning": False "Sample Reasoning": False "Statistical Reasoning": True 	<p>Dependencies:</p> <ul style="list-style-type: none"> "Contains(Inductive Reasoning, Analogy)": True "Contains(Inductive Reasoning, Casual Reasoning)": False "Contains(Inductive Reasoning, Generalization)": True "Contains(Inductive Reasoning, Predictive Reasoning)": False "Contains(Inductive Reasoning, Sample Reasoning)": False "Contains(Inductive Reasoning, Statistical Reasoning)": True 	<p>1-GED: 0.40</p> <p>Segments: 62</p> <p>Readability: 1.00</p> <p>MMMG: 0.40</p>
<p>HiDream-11-full</p>			<p>Entities:</p> <ul style="list-style-type: none"> "Analogy": False "Casual Reasoning": False "Generalization": False "Inductive Reasoning": True "Predictive Reasoning": False "Sample Reasoning": False "Statistical Reasoning": False 	<p>Dependencies:</p> <ul style="list-style-type: none"> "Contains(Inductive Reasoning, Analogy)": False "Contains(Inductive Reasoning, Casual Reasoning)": False "Contains(Inductive Reasoning, Generalization)": False "Contains(Inductive Reasoning, Predictive Reasoning)": False "Contains(Inductive Reasoning, Sample Reasoning)": False "Contains(Inductive Reasoning, Statistical Reasoning)": False 	<p>1-GED: 0.14</p> <p>Segments: 47</p> <p>Readability: 1.00</p> <p>MMMG: 0.14</p>
<p>FLUX1-[pro]</p>			<p>Entities:</p> <ul style="list-style-type: none"> "Analogy": False "Casual Reasoning": False "Generalization": False "Inductive Reasoning": True "Predictive Reasoning": False "Sample Reasoning": False "Statistical Reasoning": False 	<p>Dependencies:</p> <ul style="list-style-type: none"> "Contains(Inductive Reasoning, Analogy)": False "Contains(Inductive Reasoning, Casual Reasoning)": False "Contains(Inductive Reasoning, Generalization)": False "Contains(Inductive Reasoning, Predictive Reasoning)": False "Contains(Inductive Reasoning, Sample Reasoning)": False "Contains(Inductive Reasoning, Statistical Reasoning)": False 	<p>1-GED: 0.14</p> <p>Segments: 74</p> <p>Readability: 0.96</p> <p>MMMG: 0.14</p>
<p>Ideogram V2</p>			<p>Entities:</p> <ul style="list-style-type: none"> "Analogy": False "Casual Reasoning": False "Generalization": False "Inductive Reasoning": True "Predictive Reasoning": False "Sample Reasoning": False "Statistical Reasoning": False 	<p>Dependencies:</p> <ul style="list-style-type: none"> "Contains(Inductive Reasoning, Analogy)": False "Contains(Inductive Reasoning, Casual Reasoning)": False "Contains(Inductive Reasoning, Generalization)": False "Contains(Inductive Reasoning, Predictive Reasoning)": False "Contains(Inductive Reasoning, Sample Reasoning)": False "Contains(Inductive Reasoning, Statistical Reasoning)": False 	<p>1-GED: 0.14</p> <p>Segments: 90</p> <p>Readability: 0.78</p> <p>MMMG: 0.11</p>
<p>Infinity-8B</p>			<p>Entities:</p> <ul style="list-style-type: none"> "Analogy": False "Casual Reasoning": False "Generalization": False "Inductive Reasoning": True "Predictive Reasoning": False "Sample Reasoning": False "Statistical Reasoning": False 	<p>Dependencies:</p> <ul style="list-style-type: none"> "Contains(Inductive Reasoning, Analogy)": False "Contains(Inductive Reasoning, Casual Reasoning)": False "Contains(Inductive Reasoning, Generalization)": False "Contains(Inductive Reasoning, Predictive Reasoning)": False "Contains(Inductive Reasoning, Sample Reasoning)": False "Contains(Inductive Reasoning, Statistical Reasoning)": False 	<p>1-GED: 0.14</p> <p>Segments: 48</p> <p>Readability: 1.00</p> <p>MMMG: 0.14</p>
<p>Seed-X</p>			<p>Entities:</p> <ul style="list-style-type: none"> "Analogy": False "Casual Reasoning": False "Generalization": False "Inductive Reasoning": True "Predictive Reasoning": False "Sample Reasoning": False "Statistical Reasoning": False 	<p>Dependencies:</p> <ul style="list-style-type: none"> "Contains(Inductive Reasoning, Analogy)": False "Contains(Inductive Reasoning, Casual Reasoning)": False "Contains(Inductive Reasoning, Generalization)": False "Contains(Inductive Reasoning, Predictive Reasoning)": False "Contains(Inductive Reasoning, Sample Reasoning)": False "Contains(Inductive Reasoning, Statistical Reasoning)": False 	<p>1-GED: 0.00</p> <p>Segments: 55</p> <p>Readability: 1.00</p> <p>MMMG: 0.00</p>

Figure 49: MMMG Benchmark visualization for seven representative models on a Highschool-Philosophy example. Each row corresponds to one model and, from left to right, displays the generated image, its segmentation map, the reconstructed knowledge graph, the extracted entity and dependency lists, and finally the overall MMMG-Score along with its component sub-scores.

F.4.10 Literature

Question: Visualize a flowchart outlining the different genres of literature and their defining features.

<p>GPT-4o</p>			<p>Entities:</p> <ul style="list-style-type: none"> 'defining features': True 'drama': True 'fiction': True 'flowchart': True 'genres of literature': True 'non-fiction': True 'poetry': False 'sub-genres': False 	<p>Dependencies:</p> <ul style="list-style-type: none"> 'Contains(flowchart, genres of literature)': True 'Contains(genres of literature, fiction)': True 'Contains(genres of literature, non-fiction)': True 'Contains(genres of literature, poetry)': False 	<p>1-GED: 0.76</p> <p>Segments: 13</p> <p>Readability: 1.00</p> <p>MMMG: 0.76</p>
<p>FLUX-Reason (R1)</p>			<p>Entities:</p> <ul style="list-style-type: none"> 'defining features': False 'drama': False 'fiction': False 'flowchart': True 'genres of literature': True 'non-fiction': True 'poetry': True 'sub-genres': False 	<p>Dependencies:</p> <ul style="list-style-type: none"> 'Contains(flowchart, genres of literature)': True 'Contains(genres of literature, fiction)': False 'Contains(genres of literature, non-fiction)': True 'Contains(genres of literature, poetry)': True 	<p>1-GED: 0.63</p> <p>Segments: 10</p> <p>Readability: 1.00</p> <p>MMMG: 0.63</p>
<p>HiDream-11-full</p>			<p>Entities:</p> <ul style="list-style-type: none"> 'defining features': True 'drama': False 'fiction': False 'flowchart': True 'genres of literature': True 'non-fiction': False 'poetry': False 'sub-genres': False 	<p>Dependencies:</p> <ul style="list-style-type: none"> 'Contains(flowchart, genres of literature)': True 'Contains(genres of literature, fiction)': False 'Contains(genres of literature, non-fiction)': False 'Contains(genres of literature, poetry)': False 	<p>1-GED: 0.38</p> <p>Segments: 26</p> <p>Readability: 1.00</p> <p>MMMG: 0.38</p>
<p>FLUX1-[pro]</p>			<p>Entities:</p> <ul style="list-style-type: none"> 'defining features': False 'drama': False 'fiction': False 'flowchart': True 'genres of literature': True 'non-fiction': False 'poetry': False 'sub-genres': False 	<p>Dependencies:</p> <ul style="list-style-type: none"> 'Contains(flowchart, genres of literature)': True 'Contains(genres of literature, fiction)': False 'Contains(genres of literature, non-fiction)': False 'Contains(genres of literature, poetry)': False 	<p>1-GED: 0.27</p> <p>Segments: 39</p> <p>Readability: 1.00</p> <p>MMMG: 0.27</p>
<p>Ideogram V2</p>			<p>Entities:</p> <ul style="list-style-type: none"> 'defining features': False 'drama': False 'fiction': False 'flowchart': True 'genres of literature': False 'non-fiction': False 'poetry': False 'sub-genres': False 	<p>Dependencies:</p> <ul style="list-style-type: none"> 'Contains(flowchart, genres of literature)': False 'Contains(genres of literature, fiction)': False 'Contains(genres of literature, non-fiction)': False 'Contains(genres of literature, poetry)': False 	<p>1-GED: 0.15</p> <p>Segments: 129</p> <p>Readability: 0.34</p> <p>MMMG: 0.05</p>
<p>Infinity-8B</p>			<p>Entities:</p> <ul style="list-style-type: none"> 'defining features': False 'drama': False 'fiction': False 'flowchart': True 'genres of literature': False 'non-fiction': False 'poetry': False 'sub-genres': False 	<p>Dependencies:</p> <ul style="list-style-type: none"> 'Contains(flowchart, genres of literature)': False 'Contains(genres of literature, fiction)': False 'Contains(genres of literature, non-fiction)': False 'Contains(genres of literature, poetry)': False 	<p>1-GED: 0.15</p> <p>Segments: 105</p> <p>Readability: 0.61</p> <p>MMMG: 0.09</p>
<p>Seed-X</p>			<p>Entities:</p> <ul style="list-style-type: none"> 'defining features': False 'drama': False 'fiction': False 'flowchart': False 'genres of literature': False 'non-fiction': False 'poetry': False 'sub-genres': False 	<p>Dependencies:</p> <ul style="list-style-type: none"> 'Contains(flowchart, genres of literature)': False 'Contains(genres of literature, fiction)': False 'Contains(genres of literature, non-fiction)': False 'Contains(genres of literature, poetry)': False 	<p>1-GED: 0.00</p> <p>Segments: 43</p> <p>Readability: 1.00</p> <p>MMMG: 0.00</p>

Figure 50: MMMG Benchmark visualization for seven representative models on a Highschool-Literature example. Each row corresponds to one model and, from left to right, displays the generated image, its segmentation map, the reconstructed knowledge graph, the extracted entity and dependency lists, and finally the overall MMMG-Score along with its component sub-scores.

F.5 Undergraduate

F.5.1 Biology

Question: Visualize an infographic explaining the mechanisms of horizontal gene transfer.

<p>GPT-4o</p>			<p>Entities:</p> <ul style="list-style-type: none"> "bacterial DNA": True "conjugation": True "donor cell": True "foreign genetic material": True "horizontal gene transfer": True "plasmid": True "recipient cell": True "transduction": True "transformation": True "virus": True 	<p>Dependencies:</p> <ul style="list-style-type: none"> "Causes(transduction, bacterial DNA)": True "Causes(transduction, virus)": False "Causes(transformation, foreign genetic material)": True "Contains(horizontal gene transfer, conjugation)": True "Contains(horizontal gene transfer, transduction)": True "Contains(horizontal gene transfer, transformation)": True "Requires(conjugation, donor cell)": True "Requires(conjugation, plasmid)": True "Requires(transformation, recipient cell)": True 	<p>1-GED: 0.97</p> <p>Segments: 31</p> <p>Readability: 1.00</p> <p>MMMG: 0.97</p>
<p>FLUX-Reason (R)</p>			<p>Entities:</p> <ul style="list-style-type: none"> "bacterial DNA": False "conjugation": False "donor cell": False "foreign genetic material": False "horizontal gene transfer": True "plasmid": True "recipient cell": False "transduction": False "transformation": True "virus": True 	<p>Dependencies:</p> <ul style="list-style-type: none"> "Causes(transduction, bacterial DNA)": False "Causes(transduction, virus)": False "Causes(transformation, foreign genetic material)": True "Contains(horizontal gene transfer, conjugation)": False "Contains(horizontal gene transfer, transduction)": False "Contains(horizontal gene transfer, transformation)": True "Requires(conjugation, donor cell)": False "Requires(conjugation, plasmid)": False "Requires(transformation, recipient cell)": False 	<p>1-GED: 0.33</p> <p>Segments: 29</p> <p>Readability: 1.00</p> <p>MMMG: 0.33</p>
<p>HiDream-11-full</p>			<p>Entities:</p> <ul style="list-style-type: none"> "bacterial DNA": False "conjugation": False "donor cell": False "foreign genetic material": False "horizontal gene transfer": True "plasmid": False "recipient cell": False "transduction": False "transformation": False "virus": False 	<p>Dependencies:</p> <ul style="list-style-type: none"> "Causes(transduction, bacterial DNA)": False "Causes(transduction, virus)": False "Causes(transformation, foreign genetic material)": False "Contains(horizontal gene transfer, conjugation)": False "Contains(horizontal gene transfer, transduction)": False "Contains(horizontal gene transfer, transformation)": False "Requires(conjugation, donor cell)": False "Requires(conjugation, plasmid)": False "Requires(transformation, recipient cell)": False 	<p>1-GED: 0.10</p> <p>Segments: 25</p> <p>Readability: 1.00</p> <p>MMMG: 0.10</p>
<p>FLUX1-pro</p>			<p>Entities:</p> <ul style="list-style-type: none"> "bacterial DNA": False "conjugation": False "donor cell": False "foreign genetic material": False "horizontal gene transfer": True "plasmid": False "recipient cell": False "transduction": False "transformation": False "virus": True 	<p>Dependencies:</p> <ul style="list-style-type: none"> "Causes(transduction, bacterial DNA)": False "Causes(transduction, virus)": False "Causes(transformation, foreign genetic material)": False "Contains(horizontal gene transfer, conjugation)": False "Contains(horizontal gene transfer, transduction)": False "Contains(horizontal gene transfer, transformation)": False "Requires(conjugation, donor cell)": False "Requires(conjugation, plasmid)": False "Requires(transformation, recipient cell)": False 	<p>1-GED: 0.19</p> <p>Segments: 66</p> <p>Readability: 1.00</p> <p>MMMG: 0.19</p>
<p>Ideogram V2</p>			<p>Entities:</p> <ul style="list-style-type: none"> "bacterial DNA": True "conjugation": True "donor cell": False "foreign genetic material": False "horizontal gene transfer": True "plasmid": False "recipient cell": False "transduction": False "transformation": False "virus": True 	<p>Dependencies:</p> <ul style="list-style-type: none"> "Causes(transduction, bacterial DNA)": False "Causes(transduction, virus)": False "Causes(transformation, foreign genetic material)": False "Contains(horizontal gene transfer, conjugation)": True "Contains(horizontal gene transfer, transduction)": False "Contains(horizontal gene transfer, transformation)": False "Requires(conjugation, donor cell)": False "Requires(conjugation, plasmid)": False "Requires(transformation, recipient cell)": False 	<p>1-GED: 0.33</p> <p>Segments: 147</p> <p>Readability: 0.14</p> <p>MMMG: 0.05</p>
<p>Infinity-8B</p>			<p>Entities:</p> <ul style="list-style-type: none"> "bacterial DNA": True "conjugation": True "donor cell": True "foreign genetic material": True "horizontal gene transfer": True "plasmid": True "recipient cell": True "transduction": True "transformation": True "virus": True 	<p>Dependencies:</p> <ul style="list-style-type: none"> "Causes(transduction, bacterial DNA)": True "Causes(transduction, virus)": True "Causes(transformation, foreign genetic material)": True "Contains(horizontal gene transfer, conjugation)": True "Contains(horizontal gene transfer, transduction)": True "Contains(horizontal gene transfer, transformation)": True "Requires(conjugation, donor cell)": True "Requires(conjugation, plasmid)": True "Requires(transformation, recipient cell)": True 	<p>1-GED: 1.00</p> <p>Segments: 123</p> <p>Readability: 0.41</p> <p>MMMG: 0.41</p>
<p>Seed-X</p>			<p>Entities:</p> <ul style="list-style-type: none"> "bacterial DNA": True "conjugation": True "donor cell": True "foreign genetic material": True "horizontal gene transfer": True "plasmid": True "recipient cell": True "transduction": True "transformation": True "virus": True 	<p>Dependencies:</p> <ul style="list-style-type: none"> "Causes(transduction, bacterial DNA)": True "Causes(transduction, virus)": False "Causes(transformation, foreign genetic material)": True "Contains(horizontal gene transfer, conjugation)": True "Contains(horizontal gene transfer, transduction)": True "Contains(horizontal gene transfer, transformation)": True "Requires(conjugation, donor cell)": True "Requires(conjugation, plasmid)": True "Requires(transformation, recipient cell)": True 	<p>1-GED: 0.97</p> <p>Segments: 143</p> <p>Readability: 0.19</p> <p>MMMG: 0.18</p>

Figure 51: MMMG Benchmark visualization for seven representative models on a Undergraduate-Biology example. Each row corresponds to one model and, from left to right, displays the generated image, its segmentation map, the reconstructed knowledge graph, the extracted entity and dependency lists, and finally the overall MMMG-Score along with its component sub-scores.

F.5.2 Chemistry

Question: Design a diagram illustrating the Haber process for ammonia synthesis, highlighting reactants and conditions.

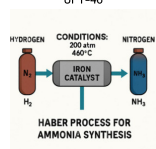
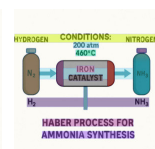
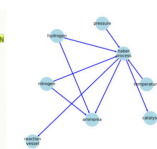
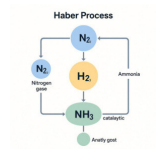
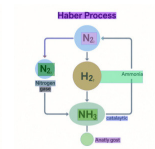

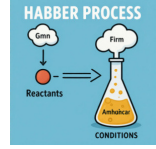
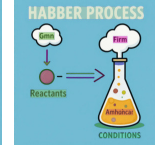

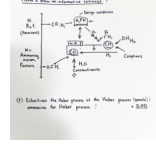
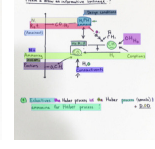




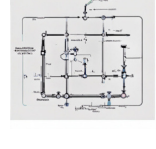
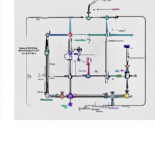

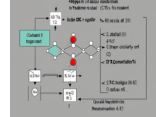


<p>GPT-4o</p> 			<p>Entities:</p> <ul style="list-style-type: none"> 'Haber process': True 'ammonia': True 'catalyst': True 'hydrogen': True 'nitrogen': True 'pressure': True 'reaction vessel': True 'temperature': True 	<p>Dependencies:</p> <ul style="list-style-type: none"> 'Causes(Haber process, ammonia)': True 'Contains(Haber process, catalyst)': True 'Contains(Haber process, reaction vessel)': True 'Entails(hydrogen, ammonia)': True 'Entails(nitrogen, ammonia)': True 'Requires(Haber process, hydrogen)': True 'Requires(Haber process, nitrogen)': True 'Requires(Haber process, pressure)': True 'Requires(Haber process, temperature)': True 	<p>1-GED: 1.00</p> <p>Segments: 17</p> <p>Readability: 1.00</p> <p>MMMG: 1.00</p>
<p>FLUX-Reason (R0)</p> 			<p>Entities:</p> <ul style="list-style-type: none"> 'Haber process': True 'ammonia': True 'catalyst': True 'hydrogen': False 'nitrogen': False 'pressure': False 'reaction vessel': False 'temperature': False 	<p>Dependencies:</p> <ul style="list-style-type: none"> 'Causes(Haber process, ammonia)': True 'Contains(Haber process, catalyst)': True 'Contains(Haber process, reaction vessel)': False 'Entails(hydrogen, ammonia)': False 'Entails(nitrogen, ammonia)': False 'Requires(Haber process, hydrogen)': False 'Requires(Haber process, nitrogen)': True 'Requires(Haber process, pressure)': False 'Requires(Haber process, temperature)': False 	<p>1-GED: 0.40</p> <p>Segments: 15</p> <p>Readability: 1.00</p> <p>MMMG: 0.40</p>
<p>HiDream-11-full</p> 			<p>Entities:</p> <ul style="list-style-type: none"> 'Haber process': True 'ammonia': False 'catalyst': False 'hydrogen': False 'nitrogen': False 'pressure': False 'reaction vessel': True 'temperature': False 	<p>Dependencies:</p> <ul style="list-style-type: none"> 'Causes(Haber process, ammonia)': False 'Contains(Haber process, catalyst)': False 'Contains(Haber process, reaction vessel)': True 'Entails(hydrogen, ammonia)': False 'Entails(nitrogen, ammonia)': False 'Requires(Haber process, hydrogen)': False 'Requires(Haber process, nitrogen)': False 'Requires(Haber process, pressure)': False 'Requires(Haber process, temperature)': False 	<p>1-GED: 0.30</p> <p>Segments: 22</p> <p>Readability: 1.00</p> <p>MMMG: 0.30</p>
<p>FLUX1-[pro]</p> 			<p>Entities:</p> <ul style="list-style-type: none"> 'Haber process': True 'ammonia': False 'catalyst': False 'hydrogen': True 'nitrogen': False 'pressure': False 'reaction vessel': False 'temperature': False 	<p>Dependencies:</p> <ul style="list-style-type: none"> 'Causes(Haber process, ammonia)': False 'Contains(Haber process, catalyst)': False 'Contains(Haber process, reaction vessel)': False 'Entails(hydrogen, ammonia)': False 'Entails(nitrogen, ammonia)': False 'Requires(Haber process, hydrogen)': False 'Requires(Haber process, nitrogen)': False 'Requires(Haber process, pressure)': False 'Requires(Haber process, temperature)': False 	<p>1-GED: 0.21</p> <p>Segments: 19</p> <p>Readability: 1.00</p> <p>MMMG: 0.21</p>
<p>Ideogram V2</p> 			<p>Entities:</p> <ul style="list-style-type: none"> 'Haber process': False 'ammonia': False 'catalyst': False 'hydrogen': False 'nitrogen': False 'pressure': False 'reaction vessel': True 'temperature': False 	<p>Dependencies:</p> <ul style="list-style-type: none"> 'Causes(Haber process, ammonia)': False 'Contains(Haber process, catalyst)': False 'Contains(Haber process, reaction vessel)': False 'Entails(hydrogen, ammonia)': False 'Entails(nitrogen, ammonia)': False 'Requires(Haber process, hydrogen)': False 'Requires(Haber process, nitrogen)': False 'Requires(Haber process, pressure)': False 'Requires(Haber process, temperature)': False 	<p>1-GED: 0.11</p> <p>Segments: 47</p> <p>Readability: 1.00</p> <p>MMMG: 0.11</p>
<p>Infinity-8B</p> 			<p>Entities:</p> <ul style="list-style-type: none"> 'Haber process': True 'ammonia': True 'catalyst': False 'hydrogen': False 'nitrogen': False 'pressure': False 'reaction vessel': True 'temperature': False 	<p>Dependencies:</p> <ul style="list-style-type: none"> 'Causes(Haber process, ammonia)': False 'Contains(Haber process, catalyst)': False 'Contains(Haber process, reaction vessel)': True 'Entails(hydrogen, ammonia)': False 'Entails(nitrogen, ammonia)': False 'Requires(Haber process, hydrogen)': False 'Requires(Haber process, nitrogen)': False 'Requires(Haber process, pressure)': False 'Requires(Haber process, temperature)': False 	<p>1-GED: 0.29</p> <p>Segments: 84</p> <p>Readability: 0.84</p> <p>MMMG: 0.24</p>
<p>Seed-X</p> 			<p>Entities:</p> <ul style="list-style-type: none"> 'Haber process': False 'ammonia': False 'catalyst': False 'hydrogen': False 'nitrogen': False 'pressure': False 'reaction vessel': False 'temperature': False 	<p>Dependencies:</p> <ul style="list-style-type: none"> 'Causes(Haber process, ammonia)': False 'Contains(Haber process, catalyst)': False 'Contains(Haber process, reaction vessel)': False 'Entails(hydrogen, ammonia)': False 'Entails(nitrogen, ammonia)': False 'Requires(Haber process, hydrogen)': False 'Requires(Haber process, nitrogen)': False 'Requires(Haber process, pressure)': False 'Requires(Haber process, temperature)': False 	<p>1-GED: 0.00</p> <p>Segments: 70</p> <p>Readability: 1.00</p> <p>MMMG: 0.00</p>

Figure 52: MMMG Benchmark visualization for seven representative models on a Undergraduate-Chemistry example. Each row corresponds to one model and, from left to right, displays the generated image, its segmentation map, the reconstructed knowledge graph, the extracted entity and dependency lists, and finally the overall MMMG-Score along with its component sub-scores.

F.5.3 Mathematics

Question: Visualize a diagram showing the relationship between the areas under curves and definite integrals, accompanied by illustrative examples.

<p>GPT-4o</p>			<p>Entities:</p> <ul style="list-style-type: none"> "area under curve": True "definite integral": True "function graph": True "illustrative example": True "x-axis": True "y-axis": True 	<p>Dependencies:</p> <ul style="list-style-type: none"> "Contains(area under curve, definite integral)": False "Contains(illustrative example, area under curve)": True "Entails(function graph, area under curve)": True "Requires(definite integral, function graph)": True "Requires(definite integral, x-axis)": True "Requires(definite integral, y-axis)": False 	<p>1-GED: 0.91</p> <p>Segments: 22</p> <p>Readability: 1.00</p> <p>MMM-G: 0.91</p>
<p>FLUX-Reason (R1)</p>			<p>Entities:</p> <ul style="list-style-type: none"> "area under curve": False "definite integral": False "function graph": True "illustrative example": True "x-axis": True "y-axis": True 	<p>Dependencies:</p> <ul style="list-style-type: none"> "Contains(area under curve, definite integral)": False "Contains(illustrative example, area under curve)": False "Entails(function graph, area under curve)": False "Requires(definite integral, function graph)": False "Requires(definite integral, x-axis)": False "Requires(definite integral, y-axis)": False 	<p>1-GED: 0.50</p> <p>Segments: 23</p> <p>Readability: 1.00</p> <p>MMM-G: 0.50</p>
<p>HiDream-11-full</p>			<p>Entities:</p> <ul style="list-style-type: none"> "area under curve": True "definite integral": True "function graph": True "illustrative example": True "x-axis": True "y-axis": True 	<p>Dependencies:</p> <ul style="list-style-type: none"> "Contains(area under curve, definite integral)": False "Contains(illustrative example, area under curve)": False "Entails(function graph, area under curve)": False "Requires(definite integral, function graph)": False "Requires(definite integral, x-axis)": False "Requires(definite integral, y-axis)": False 	<p>1-GED: 0.74</p> <p>Segments: 21</p> <p>Readability: 1.00</p> <p>MMM-G: 0.74</p>
<p>FLUX1-[pro]</p>			<p>Entities:</p> <ul style="list-style-type: none"> "area under curve": False "definite integral": False "function graph": True "illustrative example": True "x-axis": True "y-axis": False 	<p>Dependencies:</p> <ul style="list-style-type: none"> "Contains(area under curve, definite integral)": False "Contains(illustrative example, area under curve)": False "Entails(function graph, area under curve)": False "Requires(definite integral, function graph)": False "Requires(definite integral, x-axis)": False "Requires(definite integral, y-axis)": False 	<p>1-GED: 0.40</p> <p>Segments: -5</p> <p>Readability: 1.00</p> <p>MMM-G: 0.40</p>
<p>Ideogram V2</p>			<p>Entities:</p> <ul style="list-style-type: none"> "area under curve": False "definite integral": False "function graph": False "illustrative example": False "x-axis": False "y-axis": False 	<p>Dependencies:</p> <ul style="list-style-type: none"> "Contains(area under curve, definite integral)": False "Contains(illustrative example, area under curve)": False "Entails(function graph, area under curve)": False "Requires(definite integral, function graph)": False "Requires(definite integral, x-axis)": False "Requires(definite integral, y-axis)": False 	<p>1-GED: 0.00</p> <p>Segments: 36</p> <p>Readability: 1.00</p> <p>MMM-G: 0.00</p>
<p>Infinity-8B</p>			<p>Entities:</p> <ul style="list-style-type: none"> "area under curve": False "definite integral": False "function graph": True "illustrative example": False "x-axis": False "y-axis": True 	<p>Dependencies:</p> <ul style="list-style-type: none"> "Contains(area under curve, definite integral)": False "Contains(illustrative example, area under curve)": False "Entails(function graph, area under curve)": False "Requires(definite integral, function graph)": False "Requires(definite integral, x-axis)": False "Requires(definite integral, y-axis)": False 	<p>1-GED: 0.29</p> <p>Segments: 49</p> <p>Readability: 1.00</p> <p>MMM-G: 0.29</p>
<p>Seed-X</p>			<p>Entities:</p> <ul style="list-style-type: none"> "area under curve": False "definite integral": False "function graph": True "illustrative example": True "x-axis": True "y-axis": True 	<p>Dependencies:</p> <ul style="list-style-type: none"> "Contains(area under curve, definite integral)": False "Contains(illustrative example, area under curve)": False "Entails(function graph, area under curve)": False "Requires(definite integral, function graph)": False "Requires(definite integral, x-axis)": False "Requires(definite integral, y-axis)": False 	<p>1-GED: 0.50</p> <p>Segments: 54</p> <p>Readability: 1.00</p> <p>MMM-G: 0.50</p>

Figure 53: MMMG Benchmark visualization for seven representative models on a Undergraduate-Mathematics example. Each row corresponds to one model and, from left to right, displays the generated image, its segmentation map, the reconstructed knowledge graph, the extracted entity and dependency lists, and finally the overall MMMG-Score along with its component sub-scores.

F.5.4 Engineering

Question: Visualize a PDF render of the stress-strain curve and its significance in material science.




Figure 54: MMMG Benchmark visualization for seven representative models on a Undergraduate-Engineering example. Each row corresponds to one model and, from left to right, displays the generated image, its segmentation map, the reconstructed knowledge graph, the extracted entity and dependency lists, and finally the overall MMMG-Score along with its component sub-scores.

F.5.5 Geography

Question: Create a diagram showing the process of glacial erosion, illustrating features such as fjords and U-shaped valleys.

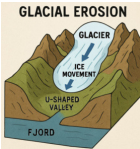
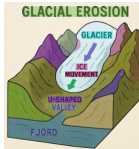


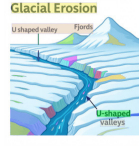




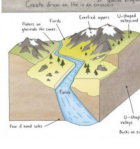
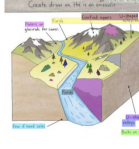




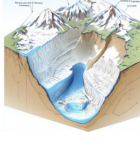


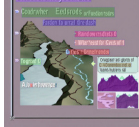

<p>GPT-4o</p> 			<p>Entities:</p> <ul style="list-style-type: none"> "U-shaped valley": True "fjord": True "glacial erosion": True "glacier": True "landscape": True "rock debris": False 	<p>Dependencies:</p> <ul style="list-style-type: none"> "Causes(glacier, glacial erosion)": True "Contains(glacial erosion, U-shaped valley)": True "Contains(glacial erosion, fjord)": True "Contains(glacial erosion, rock debris)": False "Requires(glacial erosion, landscape)": False 	<p>I-GED: 0.84</p> <p>Segments: 19</p> <p>Readability: 1.00</p> <p>MMMG: 0.84</p>
<p>FLUX-Reason (R1)</p> 			<p>Entities:</p> <ul style="list-style-type: none"> "U-shaped valley": True "fjord": True "glacial erosion": False "glacier": True "landscape": True "rock debris": False 	<p>Dependencies:</p> <ul style="list-style-type: none"> "Causes(glacier, glacial erosion)": False "Contains(glacial erosion, U-shaped valley)": False "Contains(glacial erosion, fjord)": False "Contains(glacial erosion, rock debris)": False "Requires(glacial erosion, landscape)": False 	<p>I-GED: 0.53</p> <p>Segments: 38</p> <p>Readability: 1.00</p> <p>MMMG: 0.53</p>
<p>HiDream-11-full</p> 			<p>Entities:</p> <ul style="list-style-type: none"> "U-shaped valley": True "fjord": True "glacial erosion": False "glacier": True "landscape": True "rock debris": False 	<p>Dependencies:</p> <ul style="list-style-type: none"> "Causes(glacier, glacial erosion)": False "Contains(glacial erosion, U-shaped valley)": False "Contains(glacial erosion, fjord)": False "Contains(glacial erosion, rock debris)": False "Requires(glacial erosion, landscape)": False 	<p>I-GED: 0.43</p> <p>Segments: 37</p> <p>Readability: 1.00</p> <p>MMMG: 0.43</p>
<p>FLUX1-[pro]</p> 			<p>Entities:</p> <ul style="list-style-type: none"> "U-shaped valley": True "fjord": True "glacial erosion": False "glacier": False "landscape": True "rock debris": True 	<p>Dependencies:</p> <ul style="list-style-type: none"> "Causes(glacier, glacial erosion)": False "Contains(glacial erosion, U-shaped valley)": False "Contains(glacial erosion, fjord)": False "Contains(glacial erosion, rock debris)": False "Requires(glacial erosion, landscape)": False 	<p>I-GED: 0.53</p> <p>Segments: 6</p> <p>Readability: 1.00</p> <p>MMMG: 0.53</p>
<p>Ideogram V2</p> 			<p>Entities:</p> <ul style="list-style-type: none"> "U-shaped valley": True "fjord": False "glacial erosion": False "glacier": True "landscape": True "rock debris": False 	<p>Dependencies:</p> <ul style="list-style-type: none"> "Causes(glacier, glacial erosion)": False "Contains(glacial erosion, U-shaped valley)": False "Contains(glacial erosion, fjord)": False "Contains(glacial erosion, rock debris)": False "Requires(glacial erosion, landscape)": False 	<p>I-GED: 0.43</p> <p>Segments: 86</p> <p>Readability: 0.82</p> <p>MMMG: 0.35</p>
<p>Infinity-8B</p> 			<p>Entities:</p> <ul style="list-style-type: none"> "U-shaped valley": True "fjord": True "glacial erosion": False "glacier": True "landscape": True "rock debris": False 	<p>Dependencies:</p> <ul style="list-style-type: none"> "Causes(glacier, glacial erosion)": False "Contains(glacial erosion, U-shaped valley)": False "Contains(glacial erosion, fjord)": False "Contains(glacial erosion, rock debris)": False "Requires(glacial erosion, landscape)": False 	<p>I-GED: 0.53</p> <p>Segments: 33</p> <p>Readability: 1.00</p> <p>MMMG: 0.53</p>
<p>Seed-X</p> 			<p>Entities:</p> <ul style="list-style-type: none"> "U-shaped valley": False "fjord": False "glacial erosion": False "glacier": False "landscape": True "rock debris": False 	<p>Dependencies:</p> <ul style="list-style-type: none"> "Causes(glacier, glacial erosion)": False "Contains(glacial erosion, U-shaped valley)": False "Contains(glacial erosion, fjord)": False "Contains(glacial erosion, rock debris)": False "Requires(glacial erosion, landscape)": False 	<p>I-GED: 0.17</p> <p>Segments: 32</p> <p>Readability: 1.00</p> <p>MMMG: 0.17</p>

Figure 55: MMMG Benchmark visualization for seven representative models on a Undergraduate-Geography example. Each row corresponds to one model and, from left to right, displays the generated image, its segmentation map, the reconstructed knowledge graph, the extracted entity and dependency lists, and finally the overall MMMG-Score along with its component sub-scores.

F.5.6 Economics

Question: Visualize the components and implications of the PESTEL framework in an educational poster format.

<p>GPT-4o</p>			<p>Entities:</p> <ul style="list-style-type: none"> 'Economic': True 'Environmental': True 'Legal': False 'PESTEL Framework': True 'Political': True 'Social': True 'Technological': True 	<p>Dependencies:</p> <ul style="list-style-type: none"> 'Contains(PESTEL Framework, Economic)': True 'Contains(PESTEL Framework, Environmental)': True 'Contains(PESTEL Framework, Legal)': False 'Contains(PESTEL Framework, Political)': True 'Contains(PESTEL Framework, Social)': True 'Contains(PESTEL Framework, Technological)': True 	<p>1-GED: 0.50</p> <p>Segments: 40</p> <p>Readability: 1.00</p> <p>MMMG: 0.50</p>
<p>FLUX-Reason (R1)</p>			<p>Entities:</p> <ul style="list-style-type: none"> 'Economic': True 'Environmental': True 'Legal': True 'PESTEL Framework': True 'Political': True 'Social': True 'Technological': True 	<p>Dependencies:</p> <ul style="list-style-type: none"> 'Contains(PESTEL Framework, Economic)': True 'Contains(PESTEL Framework, Environmental)': True 'Contains(PESTEL Framework, Legal)': True 'Contains(PESTEL Framework, Political)': True 'Contains(PESTEL Framework, Social)': True 'Contains(PESTEL Framework, Technological)': True 	<p>1-GED: 1.00</p> <p>Segments: 24</p> <p>Readability: 1.00</p> <p>MMMG: 1.00</p>
<p>HiDream-11-full</p>			<p>Entities:</p> <ul style="list-style-type: none"> 'Economic': False 'Environmental': False 'Legal': False 'PESTEL Framework': True 'Political': False 'Social': False 'Technological': False 	<p>Dependencies:</p> <ul style="list-style-type: none"> 'Contains(PESTEL Framework, Economic)': False 'Contains(PESTEL Framework, Environmental)': False 'Contains(PESTEL Framework, Legal)': False 'Contains(PESTEL Framework, Political)': False 'Contains(PESTEL Framework, Social)': False 'Contains(PESTEL Framework, Technological)': False 	<p>1-GED: 0.14</p> <p>Segments: 38</p> <p>Readability: 1.00</p> <p>MMMG: 0.14</p>
<p>FLUX1-[pro]</p>			<p>Entities:</p> <ul style="list-style-type: none"> 'Economic': False 'Environmental': False 'Legal': False 'PESTEL Framework': True 'Political': False 'Social': False 'Technological': False 	<p>Dependencies:</p> <ul style="list-style-type: none"> 'Contains(PESTEL Framework, Economic)': False 'Contains(PESTEL Framework, Environmental)': False 'Contains(PESTEL Framework, Legal)': False 'Contains(PESTEL Framework, Political)': False 'Contains(PESTEL Framework, Social)': False 'Contains(PESTEL Framework, Technological)': False 	<p>1-GED: 0.14</p> <p>Segments: 13</p> <p>Readability: 1.00</p> <p>MMMG: 0.14</p>
<p>Ideogram V2</p>			<p>Entities:</p> <ul style="list-style-type: none"> 'Economic': False 'Environmental': False 'Legal': False 'PESTEL Framework': True 'Political': False 'Social': False 'Technological': False 	<p>Dependencies:</p> <ul style="list-style-type: none"> 'Contains(PESTEL Framework, Economic)': False 'Contains(PESTEL Framework, Environmental)': False 'Contains(PESTEL Framework, Legal)': False 'Contains(PESTEL Framework, Political)': False 'Contains(PESTEL Framework, Social)': False 'Contains(PESTEL Framework, Technological)': False 	<p>1-GED: 0.14</p> <p>Segments: 171</p> <p>Readability: 0.00</p> <p>MMMG: 0.00</p>
<p>Infinity-8B</p>			<p>Entities:</p> <ul style="list-style-type: none"> 'Economic': False 'Environmental': False 'Legal': False 'PESTEL Framework': True 'Political': False 'Social': False 'Technological': False 	<p>Dependencies:</p> <ul style="list-style-type: none"> 'Contains(PESTEL Framework, Economic)': False 'Contains(PESTEL Framework, Environmental)': False 'Contains(PESTEL Framework, Legal)': False 'Contains(PESTEL Framework, Political)': False 'Contains(PESTEL Framework, Social)': False 'Contains(PESTEL Framework, Technological)': False 	<p>1-GED: 0.14</p> <p>Segments: 74</p> <p>Readability: 0.96</p> <p>MMMG: 0.14</p>
<p>Seed-X</p>			<p>Entities:</p> <ul style="list-style-type: none"> 'Economic': False 'Environmental': False 'Legal': False 'PESTEL Framework': True 'Political': False 'Social': False 'Technological': False 	<p>Dependencies:</p> <ul style="list-style-type: none"> 'Contains(PESTEL Framework, Economic)': False 'Contains(PESTEL Framework, Environmental)': False 'Contains(PESTEL Framework, Legal)': False 'Contains(PESTEL Framework, Political)': False 'Contains(PESTEL Framework, Social)': False 'Contains(PESTEL Framework, Technological)': False 	<p>1-GED: 0.14</p> <p>Segments: 68</p> <p>Readability: 1.00</p> <p>MMMG: 0.14</p>

Figure 56: MMMG Benchmark visualization for seven representative models on a Undergraduate-Economics example. Each row corresponds to one model and, from left to right, displays the generated image, its segmentation map, the reconstructed knowledge graph, the extracted entity and dependency lists, and finally the overall MMMG-Score along with its component sub-scores.

F.5.7 Sociology

Question: Create an infographic illustrating the stages of cognitive development and their interrelations.

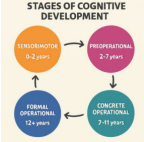
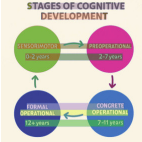


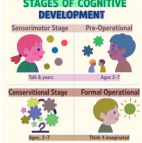

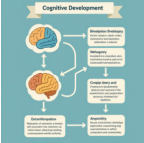
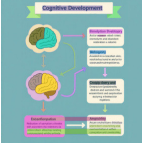

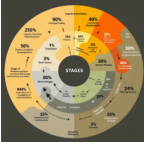











<p>GPT-4o</p> 			<p>Entities:</p> <ul style="list-style-type: none"> "Cognitive Development": True "Concrete Operational": True "Formal Operational": True "Preoperational": True "Sensory": False 	<p>Dependencies:</p> <ul style="list-style-type: none"> "Contains(Cognitive Development, Concrete Operational)": True "Contains(Cognitive Development, Formal Operational)": True "Contains(Cognitive Development, Preoperational)": True "Contains(Cognitive Development, Sensory)": False "Requires(Concrete Operational, Formal Operational)": False "Requires(Preoperational, Concrete Operational)": False "Requires(Sensory, Preoperational)": False 	<p>1-GED: 0.53</p> <p>Segments: 17</p> <p>Readability: 1.00</p> <p>MMM: 0.53</p>
<p>FLUX-Reason (R1)</p> 			<p>Entities:</p> <ul style="list-style-type: none"> "Cognitive Development": True "Concrete Operational": False "Formal Operational": False "Preoperational": True "Sensory": True 	<p>Dependencies:</p> <ul style="list-style-type: none"> "Contains(Cognitive Development, Concrete Operational)": False "Contains(Cognitive Development, Formal Operational)": True "Contains(Cognitive Development, Preoperational)": True "Contains(Cognitive Development, Sensory)": True "Requires(Concrete Operational, Formal Operational)": False "Requires(Preoperational, Concrete Operational)": False "Requires(Sensory, Preoperational)": False 	<p>1-GED: 0.53</p> <p>Segments: 57</p> <p>Readability: 1.00</p> <p>MMM: 0.53</p>
<p>HiDream-11-full</p> 			<p>Entities:</p> <ul style="list-style-type: none"> "Cognitive Development": True "Concrete Operational": False "Formal Operational": False "Preoperational": False "Sensory": False 	<p>Dependencies:</p> <ul style="list-style-type: none"> "Contains(Cognitive Development, Concrete Operational)": False "Contains(Cognitive Development, Formal Operational)": False "Contains(Cognitive Development, Preoperational)": False "Contains(Cognitive Development, Sensory)": False "Requires(Concrete Operational, Formal Operational)": False "Requires(Preoperational, Concrete Operational)": False "Requires(Sensory, Preoperational)": False 	<p>1-GED: 0.15</p> <p>Segments: 29</p> <p>Readability: 1.00</p> <p>MMM: 0.15</p>
<p>FLUX-1-pro</p> 			<p>Entities:</p> <ul style="list-style-type: none"> "Cognitive Development": True "Concrete Operational": False "Formal Operational": False "Preoperational": False "Sensory": False 	<p>Dependencies:</p> <ul style="list-style-type: none"> "Contains(Cognitive Development, Concrete Operational)": False "Contains(Cognitive Development, Formal Operational)": False "Contains(Cognitive Development, Preoperational)": False "Contains(Cognitive Development, Sensory)": False "Requires(Concrete Operational, Formal Operational)": False "Requires(Preoperational, Concrete Operational)": False "Requires(Sensory, Preoperational)": False 	<p>1-GED: 0.15</p> <p>Segments: 19</p> <p>Readability: 1.00</p> <p>MMM: 0.15</p>
<p>Ideogram V2</p> 			<p>Entities:</p> <ul style="list-style-type: none"> "Cognitive Development": True "Concrete Operational": False "Formal Operational": False "Preoperational": False "Sensory": False 	<p>Dependencies:</p> <ul style="list-style-type: none"> "Contains(Cognitive Development, Concrete Operational)": False "Contains(Cognitive Development, Formal Operational)": False "Contains(Cognitive Development, Preoperational)": False "Contains(Cognitive Development, Sensory)": False "Requires(Concrete Operational, Formal Operational)": False "Requires(Preoperational, Concrete Operational)": False "Requires(Sensory, Preoperational)": False 	<p>1-GED: 0.15</p> <p>Segments: 79</p> <p>Readability: 0.90</p> <p>MMM: 0.14</p>
<p>Infinity-8B</p> 			<p>Entities:</p> <ul style="list-style-type: none"> "Cognitive Development": True "Concrete Operational": False "Formal Operational": False "Preoperational": False "Sensory": False 	<p>Dependencies:</p> <ul style="list-style-type: none"> "Contains(Cognitive Development, Concrete Operational)": False "Contains(Cognitive Development, Formal Operational)": False "Contains(Cognitive Development, Preoperational)": False "Contains(Cognitive Development, Sensory)": False "Requires(Concrete Operational, Formal Operational)": False "Requires(Preoperational, Concrete Operational)": False "Requires(Sensory, Preoperational)": False 	<p>1-GED: 0.15</p> <p>Segments: 121</p> <p>Readability: 0.43</p> <p>MMM: 0.07</p>
<p>Seed-X</p> 			<p>Entities:</p> <ul style="list-style-type: none"> "Cognitive Development": False "Concrete Operational": False "Formal Operational": False "Preoperational": False "Sensory": False 	<p>Dependencies:</p> <ul style="list-style-type: none"> "Contains(Cognitive Development, Concrete Operational)": False "Contains(Cognitive Development, Formal Operational)": False "Contains(Cognitive Development, Preoperational)": False "Contains(Cognitive Development, Sensory)": False "Requires(Concrete Operational, Formal Operational)": False "Requires(Preoperational, Concrete Operational)": False "Requires(Sensory, Preoperational)": False 	<p>1-GED: 0.00</p> <p>Segments: 92</p> <p>Readability: 0.76</p> <p>MMM: 0.00</p>

Figure 57: MMMG Benchmark visualization for seven representative models on a Undergraduate-Sociology example. Each row corresponds to one model and, from left to right, displays the generated image, its segmentation map, the reconstructed knowledge graph, the extracted entity and dependency lists, and finally the overall MMMG-Score along with its component sub-scores.

F.5.8 History

Question: Create an educational poster on the significance of the Trail of Tears in U.S. history, emphasizing its impact on Native American communities.









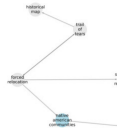


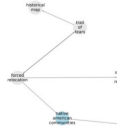









<p>GPT-4o</p> 			<p>Entities:</p> <ul style="list-style-type: none"> 'Cultural impact': False 'Forced relocation': True 'Historical map': False 'Native American communities': True 'Suffering and resilience': True 'Trail of Tears': True 	<p>Dependencies:</p> <ul style="list-style-type: none"> 'Causes(Forced relocation, Suffering and resilience)': True 'Contains(Trail of Tears, Historical map)': False 'Defines(Trail of Tears, Forced relocation)': True 'Entails(Forced relocation, Native American communities)': True 'Requires(Cultural impact, Native American communities)': False 	<p>1-GED: 0.50</p> <p>Segments: 28</p> <p>Readability: 1.00</p> <p>MMMG: 0.50</p>
<p>FLUX-Reason (R0)</p> 			<p>Entities:</p> <ul style="list-style-type: none"> 'Cultural impact': False 'Forced relocation': True 'Historical map': True 'Native American communities': True 'Suffering and resilience': False 'Trail of Tears': True 	<p>Dependencies:</p> <ul style="list-style-type: none"> 'Causes(Forced relocation, Suffering and resilience)': False 'Contains(Trail of Tears, Historical map)': True 'Defines(Trail of Tears, Forced relocation)': False 'Entails(Forced relocation, Native American communities)': False 'Requires(Cultural impact, Native American communities)': False 	<p>1-GED: 0.42</p> <p>Segments: 55</p> <p>Readability: 1.00</p> <p>MMMG: 0.42</p>
<p>HiDream-11-full</p> 			<p>Entities:</p> <ul style="list-style-type: none"> 'Cultural impact': False 'Forced relocation': False 'Historical map': False 'Native American communities': True 'Suffering and resilience': False 'Trail of Tears': False 	<p>Dependencies:</p> <ul style="list-style-type: none"> 'Causes(Forced relocation, Suffering and resilience)': False 'Contains(Trail of Tears, Historical map)': False 'Defines(Trail of Tears, Forced relocation)': False 'Entails(Forced relocation, Native American communities)': False 'Requires(Cultural impact, Native American communities)': False 	<p>1-GED: 0.15</p> <p>Segments: 70</p> <p>Readability: 1.00</p> <p>MMMG: 0.15</p>
<p>FLUX.1-[pro]</p> 			<p>Entities:</p> <ul style="list-style-type: none"> 'Cultural impact': False 'Forced relocation': False 'Historical map': False 'Native American communities': True 'Suffering and resilience': False 'Trail of Tears': False 	<p>Dependencies:</p> <ul style="list-style-type: none"> 'Causes(Forced relocation, Suffering and resilience)': False 'Contains(Trail of Tears, Historical map)': False 'Defines(Trail of Tears, Forced relocation)': False 'Entails(Forced relocation, Native American communities)': False 'Requires(Cultural impact, Native American communities)': False 	<p>1-GED: 0.15</p> <p>Segments: 61</p> <p>Readability: 1.00</p> <p>MMMG: 0.15</p>
<p>Ideogram V2</p> 			<p>Entities:</p> <ul style="list-style-type: none"> 'Cultural impact': False 'Forced relocation': False 'Historical map': False 'Native American communities': True 'Suffering and resilience': False 'Trail of Tears': True 	<p>Dependencies:</p> <ul style="list-style-type: none"> 'Causes(Forced relocation, Suffering and resilience)': False 'Contains(Trail of Tears, Historical map)': False 'Defines(Trail of Tears, Forced relocation)': False 'Entails(Forced relocation, Native American communities)': False 'Requires(Cultural impact, Native American communities)': False 	<p>1-GED: 0.29</p> <p>Segments: 149</p> <p>Readability: 0.12</p> <p>MMMG: 0.03</p>
<p>Infinity-BB</p> 			<p>Entities:</p> <ul style="list-style-type: none"> 'Cultural impact': False 'Forced relocation': True 'Historical map': True 'Native American communities': True 'Suffering and resilience': False 'Trail of Tears': True 	<p>Dependencies:</p> <ul style="list-style-type: none"> 'Causes(Forced relocation, Suffering and resilience)': False 'Contains(Trail of Tears, Historical map)': True 'Defines(Trail of Tears, Forced relocation)': False 'Entails(Forced relocation, Native American communities)': True 'Requires(Cultural impact, Native American communities)': False 	<p>1-GED: 0.56</p> <p>Segments: 199</p> <p>Readability: 0.00</p> <p>MMMG: 0.00</p>
<p>Seed-X</p> 			<p>Entities:</p> <ul style="list-style-type: none"> 'Cultural impact': False 'Forced relocation': False 'Historical map': False 'Native American communities': True 'Suffering and resilience': False 'Trail of Tears': False 	<p>Dependencies:</p> <ul style="list-style-type: none"> 'Causes(Forced relocation, Suffering and resilience)': False 'Contains(Trail of Tears, Historical map)': False 'Defines(Trail of Tears, Forced relocation)': False 'Entails(Forced relocation, Native American communities)': False 'Requires(Cultural impact, Native American communities)': False 	<p>1-GED: 0.15</p> <p>Segments: 33</p> <p>Readability: 1.00</p> <p>MMMG: 0.15</p>

Figure 58: MMMG Benchmark visualization for seven representative models on a Undergraduate-History example. Each row corresponds to one model and, from left to right, displays the generated image, its segmentation map, the reconstructed knowledge graph, the extracted entity and dependency lists, and finally the overall MMMG-Score along with its component sub-scores.

F.5.9 Philosophy

Question: Visualize an infographic illustrating the levels of Maslow's Hierarchy of Needs and their interrelations.



















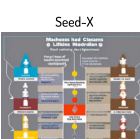


<p>GPT-4o</p> 			<p>Entities:</p> <ul style="list-style-type: none"> *Esteem*: True *Love/Belonging*: True *Physiological*: True *Safety*: True *Self-actualization*: True 	<p>Dependencies:</p> <ul style="list-style-type: none"> *Requires(Esteem, Love/Belonging)*: True *Requires(Love/Belonging, Safety)*: True *Requires(Safety, Physiological)*: True *Requires(Self-actualization, Esteem)*: True 	<p>I-GED: 1.00</p> <p>Segments: 14</p> <p>Readability: 1.00</p> <p>MMM-G: 1.00</p>
<p>FLUX-Reason (R1)</p> 			<p>Entities:</p> <ul style="list-style-type: none"> *Esteem*: True *Love/Belonging*: True *Physiological*: True *Safety*: True *Self-actualization*: True 	<p>Dependencies:</p> <ul style="list-style-type: none"> *Requires(Esteem, Love/Belonging)*: False *Requires(Love/Belonging, Safety)*: False *Requires(Safety, Physiological)*: False *Requires(Self-actualization, Esteem)*: False 	<p>I-GED: 0.71</p> <p>Segments: 26</p> <p>Readability: 1.00</p> <p>MMM-G: 0.71</p>
<p>HiDream-11-full</p> 			<p>Entities:</p> <ul style="list-style-type: none"> *Esteem*: False *Love/Belonging*: False *Physiological*: False *Safety*: False *Self-actualization*: False 	<p>Dependencies:</p> <ul style="list-style-type: none"> *Requires(Esteem, Love/Belonging)*: False *Requires(Love/Belonging, Safety)*: False *Requires(Safety, Physiological)*: False *Requires(Self-actualization, Esteem)*: False 	<p>I-GED: 0.00</p> <p>Segments: 24</p> <p>Readability: 1.00</p> <p>MMM-G: 0.00</p>
<p>FLUX1-[pro]</p> 			<p>Entities:</p> <ul style="list-style-type: none"> *Esteem*: False *Love/Belonging*: False *Physiological*: False *Safety*: False *Self-actualization*: False 	<p>Dependencies:</p> <ul style="list-style-type: none"> *Requires(Esteem, Love/Belonging)*: False *Requires(Love/Belonging, Safety)*: False *Requires(Safety, Physiological)*: False *Requires(Self-actualization, Esteem)*: False 	<p>I-GED: 0.00</p> <p>Segments: 54</p> <p>Readability: 1.00</p> <p>MMM-G: 0.00</p>
<p>Ideogram V2</p> 			<p>Entities:</p> <ul style="list-style-type: none"> *Esteem*: False *Love/Belonging*: False *Physiological*: False *Safety*: False *Self-actualization*: False 	<p>Dependencies:</p> <ul style="list-style-type: none"> *Requires(Esteem, Love/Belonging)*: False *Requires(Love/Belonging, Safety)*: False *Requires(Safety, Physiological)*: False *Requires(Self-actualization, Esteem)*: False 	<p>I-GED: 0.00</p> <p>Segments: 44</p> <p>Readability: 1.00</p> <p>MMM-G: 0.00</p>
<p>Infinity-8B</p> 			<p>Entities:</p> <ul style="list-style-type: none"> *Esteem*: False *Love/Belonging*: False *Physiological*: False *Safety*: False *Self-actualization*: False 	<p>Dependencies:</p> <ul style="list-style-type: none"> *Requires(Esteem, Love/Belonging)*: False *Requires(Love/Belonging, Safety)*: False *Requires(Safety, Physiological)*: False *Requires(Self-actualization, Esteem)*: False 	<p>I-GED: 0.00</p> <p>Segments: 63</p> <p>Readability: 1.00</p> <p>MMM-G: 0.00</p>
<p>Seed-X</p> 			<p>Entities:</p> <ul style="list-style-type: none"> *Esteem*: False *Love/Belonging*: False *Physiological*: False *Safety*: False *Self-actualization*: False 	<p>Dependencies:</p> <ul style="list-style-type: none"> *Requires(Esteem, Love/Belonging)*: False *Requires(Love/Belonging, Safety)*: False *Requires(Safety, Physiological)*: False *Requires(Self-actualization, Esteem)*: False 	<p>I-GED: 0.00</p> <p>Segments: 75</p> <p>Readability: 0.94</p> <p>MMM-G: 0.00</p>

Figure 59: MMMG Benchmark visualization for seven representative models on a Undergraduate-Philosophy example. Each row corresponds to one model and, from left to right, displays the generated image, its segmentation map, the reconstructed knowledge graph, the extracted entity and dependency lists, and finally the overall MMMG-Score along with its component sub-scores.

F.5.10 Literature

Question: Design an educational poster that illustrates the key elements of dystopian fiction using examples from literature.

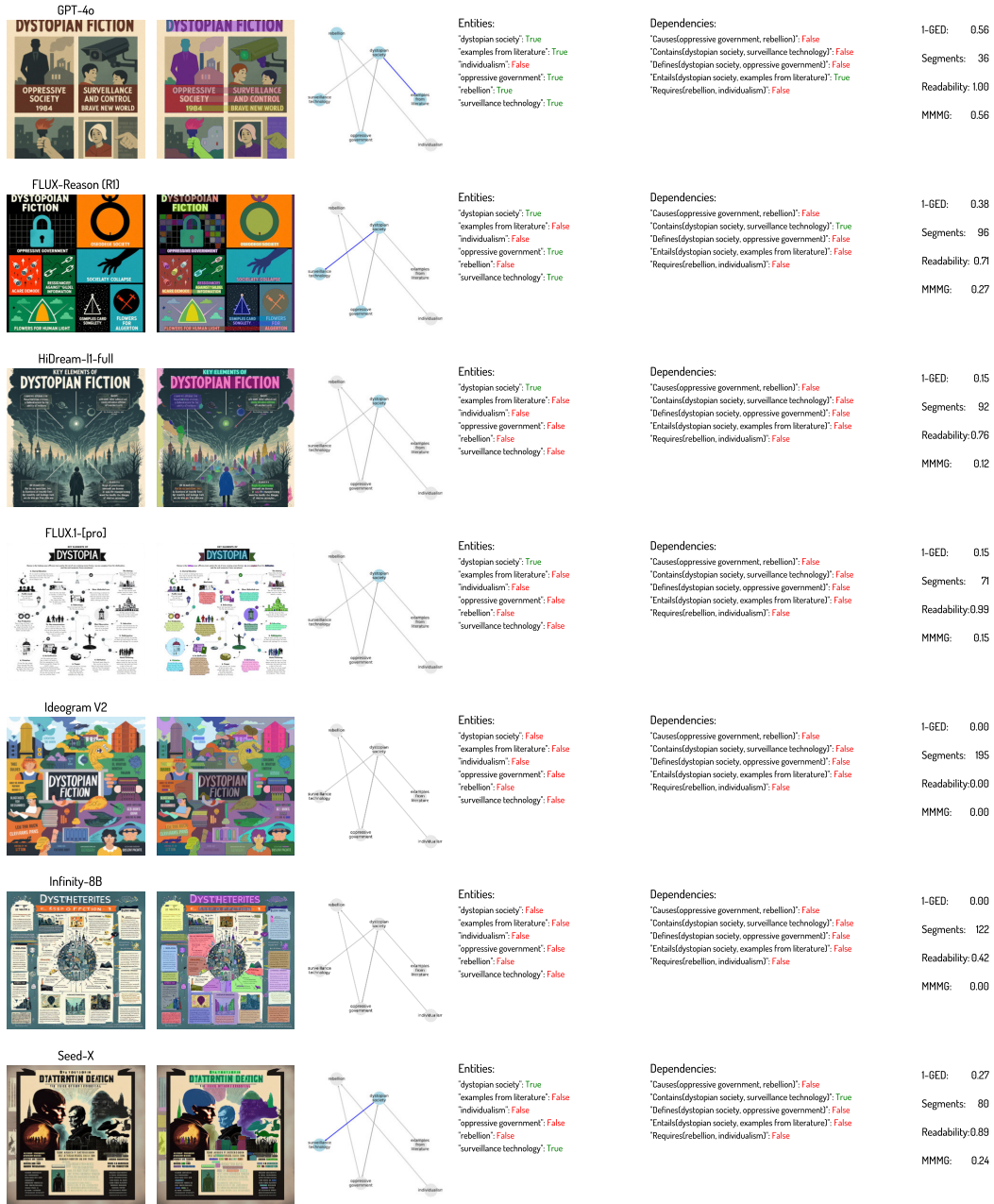


Figure 60: MMMG Benchmark visualization for seven representative models on a Undergraduate-Literature example. Each row corresponds to one model and, from left to right, displays the generated image, its segmentation map, the reconstructed knowledge graph, the extracted entity and dependency lists, and finally the overall MMMG-Score along with its component sub-scores.

F.6 PhD

F.6.1 Biology

Question: Visualize an infographic depicting the various methods of drug permeation enhancement through the skin.

<p>GPT-4o</p>			<p>Entities:</p> <ul style="list-style-type: none"> 'Adipose tissue': False 'Dendrimer': False 'Drug': True 'Electrophoresis': True 'Epidermis': True 'Liposome': False 'Microneedle': True 'Nanopip carrier': False 'Skin': True ... (3 more) 	<p>Dependencies:</p> <ul style="list-style-type: none"> 'Contains(Skin, Adipose tissue)': False 'Contains(Skin, Dendrimer)': True 'Contains(Skin, Drug)': True 'Contains(Skin, Epidermis)': True 'Requires(Dendrimer, Skin)': False 'Requires(Electrophoresis, Skin)': True 'Requires(Liposome, Skin)': False 'Requires(Microneedle, Skin)': True 'Requires(Nanopip carrier, Skin)': False 'Requires(Solid Lipid Nanoparticle, Skin)': False ... (2 more) 	<p>1-GED: 0.40</p> <p>Segments: 32</p> <p>Readability: 1.00</p> <p>MMMG: 0.40</p>
<p>FLUX-Reason (R)</p> <p>SKIN DRUG PERMEATION</p>			<p>Entities:</p> <ul style="list-style-type: none"> 'Adipose tissue': False 'Dendrimer': False 'Drug': True 'Electrophoresis': False 'Epidermis': True 'Liposome': False 'Microneedle': False 'Nanopip carrier': False 'Skin': True ... (3 more) 	<p>Dependencies:</p> <ul style="list-style-type: none"> 'Contains(Skin, Adipose tissue)': False 'Contains(Skin, Dendrimer)': True 'Contains(Skin, Drug)': True 'Contains(Skin, Epidermis)': True 'Requires(Dendrimer, Skin)': False 'Requires(Electrophoresis, Skin)': False 'Requires(Liposome, Skin)': False 'Requires(Microneedle, Skin)': False 'Requires(Nanopip carrier, Skin)': False 'Requires(Solid Lipid Nanoparticle, Skin)': False ... (2 more) 	<p>1-GED: 0.25</p> <p>Segments: 50</p> <p>Readability: 1.00</p> <p>MMMG: 0.25</p>
<p>HiDream-II-full</p> <p>VISUALIZE OF DRUG PERMEATION ENHANCEMENT THROUGH THE SKIN</p>			<p>Entities:</p> <ul style="list-style-type: none"> 'Adipose tissue': False 'Dendrimer': False 'Drug': True 'Electrophoresis': False 'Epidermis': False 'Liposome': False 'Microneedle': False 'Nanopip carrier': False 'Skin': True ... (3 more) 	<p>Dependencies:</p> <ul style="list-style-type: none"> 'Contains(Skin, Adipose tissue)': False 'Contains(Skin, Dendrimer)': False 'Contains(Skin, Drug)': False 'Contains(Skin, Epidermis)': False 'Requires(Dendrimer, Skin)': False 'Requires(Electrophoresis, Skin)': False 'Requires(Liposome, Skin)': False 'Requires(Microneedle, Skin)': False 'Requires(Nanopip carrier, Skin)': False 'Requires(Solid Lipid Nanoparticle, Skin)': False ... (2 more) 	<p>1-GED: 0.15</p> <p>Segments: 33</p> <p>Readability: 1.00</p> <p>MMMG: 0.15</p>
<p>FLUXI-[pro]</p>			<p>Entities:</p> <ul style="list-style-type: none"> 'Adipose tissue': True 'Dendrimer': False 'Drug': True 'Electrophoresis': False 'Epidermis': True 'Liposome': False 'Microneedle': True 'Nanopip carrier': False 'Skin': True ... (3 more) 	<p>Dependencies:</p> <ul style="list-style-type: none"> 'Contains(Skin, Adipose tissue)': True 'Contains(Skin, Dendrimer)': True 'Contains(Skin, Drug)': True 'Contains(Skin, Epidermis)': True 'Requires(Dendrimer, Skin)': False 'Requires(Electrophoresis, Skin)': False 'Requires(Liposome, Skin)': False 'Requires(Microneedle, Skin)': True 'Requires(Nanopip carrier, Skin)': False 'Requires(Solid Lipid Nanoparticle, Skin)': False ... (2 more) 	<p>1-GED: 0.29</p> <p>Segments: 31</p> <p>Readability: 1.00</p> <p>MMMG: 0.29</p>
<p>Ideogram V2</p>			<p>Entities:</p> <ul style="list-style-type: none"> 'Adipose tissue': False 'Dendrimer': False 'Drug': True 'Electrophoresis': False 'Epidermis': False 'Liposome': False 'Microneedle': False 'Nanopip carrier': False 'Skin': True ... (3 more) 	<p>Dependencies:</p> <ul style="list-style-type: none"> 'Contains(Skin, Adipose tissue)': False 'Contains(Skin, Dendrimer)': False 'Contains(Skin, Drug)': True 'Contains(Skin, Epidermis)': False 'Requires(Dendrimer, Skin)': False 'Requires(Electrophoresis, Skin)': False 'Requires(Liposome, Skin)': False 'Requires(Microneedle, Skin)': False 'Requires(Nanopip carrier, Skin)': False 'Requires(Solid Lipid Nanoparticle, Skin)': False ... (2 more) 	<p>1-GED: 0.20</p> <p>Segments: 136</p> <p>Readability: 0.27</p> <p>MMMG: 0.05</p>
<p>Infinity-8B</p>			<p>Entities:</p> <ul style="list-style-type: none"> 'Adipose tissue': True 'Dendrimer': False 'Drug': True 'Electrophoresis': False 'Epidermis': True 'Liposome': False 'Microneedle': True 'Nanopip carrier': False 'Skin': True ... (3 more) 	<p>Dependencies:</p> <ul style="list-style-type: none"> 'Contains(Skin, Adipose tissue)': True 'Contains(Skin, Dendrimer)': True 'Contains(Skin, Drug)': True 'Contains(Skin, Epidermis)': True 'Requires(Dendrimer, Skin)': False 'Requires(Electrophoresis, Skin)': False 'Requires(Liposome, Skin)': False 'Requires(Microneedle, Skin)': True 'Requires(Nanopip carrier, Skin)': False 'Requires(Solid Lipid Nanoparticle, Skin)': False ... (2 more) 	<p>1-GED: 0.37</p> <p>Segments: 125</p> <p>Readability: 0.39</p> <p>MMMG: 0.14</p>
<p>Seed-X</p>			<p>Entities:</p> <ul style="list-style-type: none"> 'Adipose tissue': False 'Dendrimer': False 'Drug': False 'Electrophoresis': False 'Epidermis': False 'Liposome': False 'Microneedle': False 'Nanopip carrier': False 'Skin': False ... (3 more) 	<p>Dependencies:</p> <ul style="list-style-type: none"> 'Contains(Skin, Adipose tissue)': False 'Contains(Skin, Dendrimer)': False 'Contains(Skin, Drug)': False 'Contains(Skin, Epidermis)': False 'Requires(Dendrimer, Skin)': False 'Requires(Electrophoresis, Skin)': False 'Requires(Liposome, Skin)': False 'Requires(Microneedle, Skin)': False 'Requires(Nanopip carrier, Skin)': False 'Requires(Solid Lipid Nanoparticle, Skin)': False ... (2 more) 	<p>1-GED: 0.00</p> <p>Segments: 101</p> <p>Readability: 0.66</p> <p>MMMG: 0.00</p>

Figure 61: MMMG Benchmark visualization for seven representative models on a PhD-Biology example. Each row corresponds to one model and, from left to right, displays the generated image, its segmentation map, the reconstructed knowledge graph, the extracted entity and dependency lists, and finally the overall MMMG-Score along with its component sub-scores.

F.6.2 Chemistry

Question: Visualize the process of synthesizing mesoporous silica nanoparticles (MSNs) through surfactant self-assembly and co-assembly with silica precursors in an educational poster format.

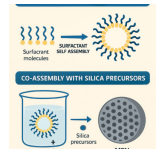
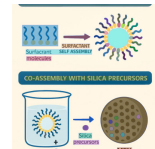

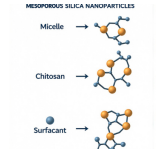
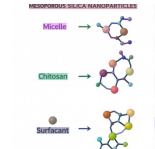


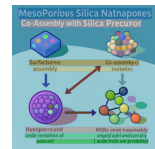







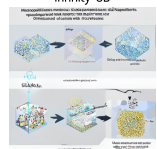
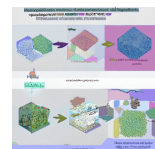


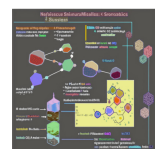

<p>GPT-4o</p> 			<p>Entities:</p> <ul style="list-style-type: none"> 'Co-assembly': True 'MSN': True 'Micelle': True 'Organic-inorganic silica-template composite': False 'Silica precursor': True 'Silicon tetrahydroxide': False 'Surfactant': True 'Surfactant removal': False 'TEOS': False 	<p>Dependencies:</p> <ul style="list-style-type: none"> 'Causes(Surfactant removal, MSN)': False 'Causes(Surfactant, Micelle)': True 'Contains(Co-assembly, Silica precursor)': True 'Defines(TEOS, Silicon tetrahydroxide)': False 'Entails(MSN, Organic-inorganic silica-template composite)': False 'Requires(Micelle, Co-assembly)': True 	<p>1-GED: 0.50</p> <p>Segments: 50</p> <p>Readability: 1.00</p> <p>MMMG: 0.50</p>
<p>FLUX-Reason (R0)</p> 			<p>Entities:</p> <ul style="list-style-type: none"> 'Co-assembly': False 'MSN': True 'Micelle': True 'Organic-inorganic silica-template composite': False 'Silica precursor': False 'Silicon tetrahydroxide': False 'Surfactant': True 'Surfactant removal': False 'TEOS': False 	<p>Dependencies:</p> <ul style="list-style-type: none"> 'Causes(Surfactant removal, MSN)': False 'Causes(Surfactant, Micelle)': False 'Contains(Co-assembly, Silica precursor)': False 'Defines(TEOS, Silicon tetrahydroxide)': False 'Entails(MSN, Organic-inorganic silica-template composite)': False 'Requires(Micelle, Co-assembly)': False 	<p>1-GED: 0.32</p> <p>Segments: 54</p> <p>Readability: 1.00</p> <p>MMMG: 0.32</p>
<p>HiDream-11-full</p> 			<p>Entities:</p> <ul style="list-style-type: none"> 'Co-assembly': True 'MSN': True 'Micelle': False 'Organic-inorganic silica-template composite': False 'Silica precursor': False 'Silicon tetrahydroxide': False 'Surfactant': False 'Surfactant removal': False 'TEOS': False 	<p>Dependencies:</p> <ul style="list-style-type: none"> 'Causes(Surfactant removal, MSN)': False 'Causes(Surfactant, Micelle)': False 'Contains(Co-assembly, Silica precursor)': False 'Defines(TEOS, Silicon tetrahydroxide)': False 'Entails(MSN, Organic-inorganic silica-template composite)': False 'Requires(Micelle, Co-assembly)': False 	<p>1-GED: 0.22</p> <p>Segments: 66</p> <p>Readability: 1.00</p> <p>MMMG: 0.22</p>
<p>FLUX1-[pro]</p> 			<p>Entities:</p> <ul style="list-style-type: none"> 'Co-assembly': False 'MSN': False 'Micelle': False 'Organic-inorganic silica-template composite': False 'Silica precursor': False 'Silicon tetrahydroxide': False 'Surfactant': False 'Surfactant removal': False 'TEOS': False 	<p>Dependencies:</p> <ul style="list-style-type: none"> 'Causes(Surfactant removal, MSN)': False 'Causes(Surfactant, Micelle)': False 'Contains(Co-assembly, Silica precursor)': False 'Defines(TEOS, Silicon tetrahydroxide)': False 'Entails(MSN, Organic-inorganic silica-template composite)': False 'Requires(Micelle, Co-assembly)': False 	<p>1-GED: 0.00</p> <p>Segments: 71</p> <p>Readability: 0.99</p> <p>MMMG: 0.00</p>
<p>Ideogram V2</p> 			<p>Entities:</p> <ul style="list-style-type: none"> 'Co-assembly': False 'MSN': False 'Micelle': False 'Organic-inorganic silica-template composite': False 'Silica precursor': False 'Silicon tetrahydroxide': False 'Surfactant': False 'Surfactant removal': False 'TEOS': False 	<p>Dependencies:</p> <ul style="list-style-type: none"> 'Causes(Surfactant removal, MSN)': False 'Causes(Surfactant, Micelle)': False 'Contains(Co-assembly, Silica precursor)': False 'Defines(TEOS, Silicon tetrahydroxide)': False 'Entails(MSN, Organic-inorganic silica-template composite)': False 'Requires(Micelle, Co-assembly)': False 	<p>1-GED: 0.00</p> <p>Segments: 176</p> <p>Readability: 0.00</p> <p>MMMG: 0.00</p>
<p>Infinity-BB</p> 			<p>Entities:</p> <ul style="list-style-type: none"> 'Co-assembly': False 'MSN': False 'Micelle': False 'Organic-inorganic silica-template composite': False 'Silica precursor': False 'Silicon tetrahydroxide': False 'Surfactant': False 'Surfactant removal': False 'TEOS': False 	<p>Dependencies:</p> <ul style="list-style-type: none"> 'Causes(Surfactant removal, MSN)': False 'Causes(Surfactant, Micelle)': False 'Contains(Co-assembly, Silica precursor)': False 'Defines(TEOS, Silicon tetrahydroxide)': False 'Entails(MSN, Organic-inorganic silica-template composite)': False 'Requires(Micelle, Co-assembly)': False 	<p>1-GED: 0.00</p> <p>Segments: 68</p> <p>Readability: 1.00</p> <p>MMMG: 0.00</p>
<p>Seed-X</p> 			<p>Entities:</p> <ul style="list-style-type: none"> 'Co-assembly': False 'MSN': False 'Micelle': False 'Organic-inorganic silica-template composite': False 'Silica precursor': False 'Silicon tetrahydroxide': False 'Surfactant': False 'Surfactant removal': False 'TEOS': False 	<p>Dependencies:</p> <ul style="list-style-type: none"> 'Causes(Surfactant removal, MSN)': False 'Causes(Surfactant, Micelle)': False 'Contains(Co-assembly, Silica precursor)': False 'Defines(TEOS, Silicon tetrahydroxide)': False 'Entails(MSN, Organic-inorganic silica-template composite)': False 'Requires(Micelle, Co-assembly)': False 	<p>1-GED: 0.00</p> <p>Segments: 97</p> <p>Readability: 0.70</p> <p>MMMG: 0.00</p>

Figure 62: MMMG Benchmark visualization for seven representative models on a PhD-Chemistry example. Each row corresponds to one model and, from left to right, displays the generated image, its segmentation map, the reconstructed knowledge graph, the extracted entity and dependency lists, and finally the overall MMMG-Score along with its component sub-scores.

F.6.3 Mathematics

Question: Visualize an infographic illustrating the different types of regression and their relationships.

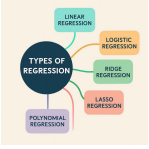
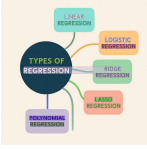




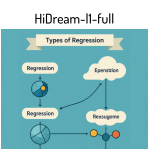

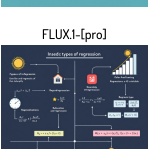








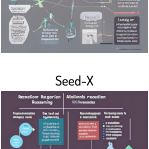


<p>GPT-4o</p> 			<p>Entities:</p> <ul style="list-style-type: none"> 'ElasticNet Regression': False 'Lasso Regression': True 'Linear Regression': True 'Logistic Regression': True 'Polynomial Regression': True 'Regression Types': True 'Ridge Regression': True 'Stepwise Linear Regression': False 	<p>Dependencies:</p> <ul style="list-style-type: none"> 'Contains(Regression Types, ElasticNet Regression)': False 'Contains(Regression Types, Lasso Regression)': True 'Contains(Regression Types, Linear Regression)': True 'Contains(Regression Types, Logistic Regression)': True 'Contains(Regression Types, Polynomial Regression)': True 'Contains(Regression Types, Ridge Regression)': True 'Contains(Regression Types, Stepwise Linear Regression)': False 	<p>1-GED: 0.46</p> <p>Segments: 15</p> <p>Readability: 1.00</p> <p>MMMG: 0.46</p>
<p>FLUX-Reason (R1)</p> 			<p>Entities:</p> <ul style="list-style-type: none"> 'ElasticNet Regression': False 'Lasso Regression': False 'Linear Regression': False 'Logistic Regression': False 'Polynomial Regression': True 'Regression Types': True 'Ridge Regression': True 'Stepwise Linear Regression': False 	<p>Dependencies:</p> <ul style="list-style-type: none"> 'Contains(Regression Types, ElasticNet Regression)': False 'Contains(Regression Types, Lasso Regression)': False 'Contains(Regression Types, Linear Regression)': False 'Contains(Regression Types, Logistic Regression)': False 'Contains(Regression Types, Polynomial Regression)': True 'Contains(Regression Types, Ridge Regression)': True 'Contains(Regression Types, Stepwise Linear Regression)': False 	<p>1-GED: 0.36</p> <p>Segments: 6</p> <p>Readability: 1.00</p> <p>MMMG: 0.36</p>
<p>HiDream-11-full</p> 			<p>Entities:</p> <ul style="list-style-type: none"> 'ElasticNet Regression': False 'Lasso Regression': False 'Linear Regression': False 'Logistic Regression': False 'Polynomial Regression': False 'Regression Types': True 'Ridge Regression': True 'Stepwise Linear Regression': False 	<p>Dependencies:</p> <ul style="list-style-type: none"> 'Contains(Regression Types, ElasticNet Regression)': False 'Contains(Regression Types, Lasso Regression)': False 'Contains(Regression Types, Linear Regression)': False 'Contains(Regression Types, Logistic Regression)': False 'Contains(Regression Types, Polynomial Regression)': False 'Contains(Regression Types, Ridge Regression)': True 'Contains(Regression Types, Stepwise Linear Regression)': False 	<p>1-GED: 0.12</p> <p>Segments: 28</p> <p>Readability: 1.00</p> <p>MMMG: 0.12</p>
<p>FLUX1-[pro]</p> 			<p>Entities:</p> <ul style="list-style-type: none"> 'ElasticNet Regression': False 'Lasso Regression': False 'Linear Regression': False 'Logistic Regression': False 'Polynomial Regression': False 'Regression Types': True 'Ridge Regression': False 'Stepwise Linear Regression': False 	<p>Dependencies:</p> <ul style="list-style-type: none"> 'Contains(Regression Types, ElasticNet Regression)': False 'Contains(Regression Types, Lasso Regression)': False 'Contains(Regression Types, Linear Regression)': False 'Contains(Regression Types, Logistic Regression)': False 'Contains(Regression Types, Polynomial Regression)': False 'Contains(Regression Types, Ridge Regression)': False 'Contains(Regression Types, Stepwise Linear Regression)': False 	<p>1-GED: 0.12</p> <p>Segments: 33</p> <p>Readability: 1.00</p> <p>MMMG: 0.12</p>
<p>Ideogram V2</p> 			<p>Entities:</p> <ul style="list-style-type: none"> 'ElasticNet Regression': False 'Lasso Regression': False 'Linear Regression': False 'Logistic Regression': False 'Polynomial Regression': False 'Regression Types': False 'Ridge Regression': False 'Stepwise Linear Regression': False 	<p>Dependencies:</p> <ul style="list-style-type: none"> 'Contains(Regression Types, ElasticNet Regression)': False 'Contains(Regression Types, Lasso Regression)': False 'Contains(Regression Types, Linear Regression)': False 'Contains(Regression Types, Logistic Regression)': False 'Contains(Regression Types, Polynomial Regression)': False 'Contains(Regression Types, Ridge Regression)': False 'Contains(Regression Types, Stepwise Linear Regression)': False 	<p>1-GED: 0.00</p> <p>Segments: 112</p> <p>Readability: 0.53</p> <p>MMMG: 0.00</p>
<p>Infinity-8B</p> 			<p>Entities:</p> <ul style="list-style-type: none"> 'ElasticNet Regression': False 'Lasso Regression': False 'Linear Regression': False 'Logistic Regression': False 'Polynomial Regression': False 'Regression Types': False 'Ridge Regression': False 'Stepwise Linear Regression': False 	<p>Dependencies:</p> <ul style="list-style-type: none"> 'Contains(Regression Types, ElasticNet Regression)': False 'Contains(Regression Types, Lasso Regression)': False 'Contains(Regression Types, Linear Regression)': False 'Contains(Regression Types, Logistic Regression)': False 'Contains(Regression Types, Polynomial Regression)': False 'Contains(Regression Types, Ridge Regression)': False 'Contains(Regression Types, Stepwise Linear Regression)': False 	<p>1-GED: 0.00</p> <p>Segments: 96</p> <p>Readability: 0.71</p> <p>MMMG: 0.00</p>
<p>Seed-X</p> 			<p>Entities:</p> <ul style="list-style-type: none"> 'ElasticNet Regression': False 'Lasso Regression': False 'Linear Regression': False 'Logistic Regression': False 'Polynomial Regression': False 'Regression Types': False 'Ridge Regression': False 'Stepwise Linear Regression': False 	<p>Dependencies:</p> <ul style="list-style-type: none"> 'Contains(Regression Types, ElasticNet Regression)': False 'Contains(Regression Types, Lasso Regression)': False 'Contains(Regression Types, Linear Regression)': False 'Contains(Regression Types, Logistic Regression)': False 'Contains(Regression Types, Polynomial Regression)': False 'Contains(Regression Types, Ridge Regression)': False 'Contains(Regression Types, Stepwise Linear Regression)': False 	<p>1-GED: 0.00</p> <p>Segments: 87</p> <p>Readability: 0.81</p> <p>MMMG: 0.00</p>

Figure 63: MMMG Benchmark visualization for seven representative models on a PhD-Mathematics example. Each row corresponds to one model and, from left to right, displays the generated image, its segmentation map, the reconstructed knowledge graph, the extracted entity and dependency lists, and finally the overall MMMG-Score along with its component sub-scores.

F.6.4 Engineering

Question: Visualize an infographic depicting the key theories in soil mechanics and their interrelations.

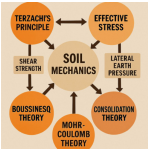
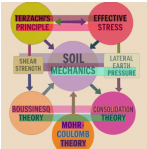







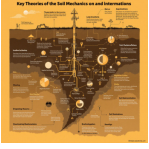





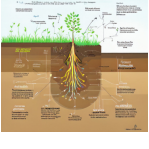
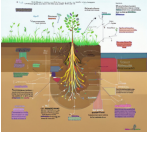




<p>GPT-4o</p> 			<p>Entities:</p> <ul style="list-style-type: none"> 'Boussinesq's Theory': True 'Consolidation Theory': True 'Coulomb's Law': False 'Hazen's Law': False 'Mohr-Coulomb': True 'Poisuille's Law': False 'Rankine's Theory': False 'Soil Mechanics Theories': True 'Stoke's Law': False 'Terzaghi's Principle': True 	<p>Dependencies:</p> <ul style="list-style-type: none"> 'Contains(Soil Mechanics Theories, Boussinesq's Theory)': True 'Contains(Soil Mechanics Theories, Consolidation Theory)': True 'Contains(Soil Mechanics Theories, Coulomb's Law)': False 'Contains(Soil Mechanics Theories, Hazen's Law)': False 'Contains(Soil Mechanics Theories, Mohr-Coulomb)': True 'Contains(Soil Mechanics Theories, Poissuille's Law)': False 'Contains(Soil Mechanics Theories, Rankine's Theory)': False 'Contains(Soil Mechanics Theories, Stoke's Law)': False 'Contains(Soil Mechanics Theories, Terzaghi's Principle)': True 	<p>1-GED: 0.36</p> <p>Segments: 30</p> <p>Readability: 1.00</p> <p>MMMG: 0.36</p>
<p>FLUX-Reason (R1)</p> 			<p>Entities:</p> <ul style="list-style-type: none"> 'Boussinesq's Theory': False 'Consolidation Theory': False 'Coulomb's Law': False 'Hazen's Law': False 'Mohr-Coulomb': False 'Poisuille's Law': False 'Rankine's Theory': True 'Soil Mechanics Theories': True 'Stoke's Law': False 'Terzaghi's Principle': True 	<p>Dependencies:</p> <ul style="list-style-type: none"> 'Contains(Soil Mechanics Theories, Boussinesq's Theory)': False 'Contains(Soil Mechanics Theories, Consolidation Theory)': False 'Contains(Soil Mechanics Theories, Coulomb's Law)': False 'Contains(Soil Mechanics Theories, Hazen's Law)': False 'Contains(Soil Mechanics Theories, Mohr-Coulomb)': False 'Contains(Soil Mechanics Theories, Poissuille's Law)': False 'Contains(Soil Mechanics Theories, Rankine's Theory)': True 'Contains(Soil Mechanics Theories, Stoke's Law)': False 'Contains(Soil Mechanics Theories, Terzaghi's Principle)': True 	<p>1-GED: 0.25</p> <p>Segments: 28</p> <p>Readability: 1.00</p> <p>MMMG: 0.25</p>
<p>HiDream-11-full</p> 			<p>Entities:</p> <ul style="list-style-type: none"> 'Boussinesq's Theory': False 'Consolidation Theory': False 'Coulomb's Law': False 'Hazen's Law': False 'Mohr-Coulomb': False 'Poisuille's Law': False 'Rankine's Theory': False 'Soil Mechanics Theories': False 'Stoke's Law': False 'Terzaghi's Principle': False 	<p>Dependencies:</p> <ul style="list-style-type: none"> 'Contains(Soil Mechanics Theories, Boussinesq's Theory)': False 'Contains(Soil Mechanics Theories, Consolidation Theory)': False 'Contains(Soil Mechanics Theories, Coulomb's Law)': False 'Contains(Soil Mechanics Theories, Hazen's Law)': False 'Contains(Soil Mechanics Theories, Mohr-Coulomb)': False 'Contains(Soil Mechanics Theories, Poissuille's Law)': False 'Contains(Soil Mechanics Theories, Rankine's Theory)': False 'Contains(Soil Mechanics Theories, Stoke's Law)': False 'Contains(Soil Mechanics Theories, Terzaghi's Principle)': False 	<p>1-GED: 0.00</p> <p>Segments: 41</p> <p>Readability: 1.00</p> <p>MMMG: 0.00</p>
<p>FLUX1-[pro]</p> 			<p>Entities:</p> <ul style="list-style-type: none"> 'Boussinesq's Theory': False 'Consolidation Theory': False 'Coulomb's Law': False 'Hazen's Law': False 'Mohr-Coulomb': False 'Poisuille's Law': False 'Rankine's Theory': False 'Soil Mechanics Theories': True 'Stoke's Law': False 'Terzaghi's Principle': False 	<p>Dependencies:</p> <ul style="list-style-type: none"> 'Contains(Soil Mechanics Theories, Boussinesq's Theory)': False 'Contains(Soil Mechanics Theories, Consolidation Theory)': False 'Contains(Soil Mechanics Theories, Coulomb's Law)': False 'Contains(Soil Mechanics Theories, Hazen's Law)': False 'Contains(Soil Mechanics Theories, Mohr-Coulomb)': False 'Contains(Soil Mechanics Theories, Poissuille's Law)': False 'Contains(Soil Mechanics Theories, Rankine's Theory)': False 'Contains(Soil Mechanics Theories, Stoke's Law)': False 'Contains(Soil Mechanics Theories, Terzaghi's Principle)': False 	<p>1-GED: 0.10</p> <p>Segments: 55</p> <p>Readability: 1.00</p> <p>MMMG: 0.10</p>
<p>Ideogram V2</p> 			<p>Entities:</p> <ul style="list-style-type: none"> 'Boussinesq's Theory': False 'Consolidation Theory': False 'Coulomb's Law': False 'Hazen's Law': False 'Mohr-Coulomb': False 'Poisuille's Law': False 'Rankine's Theory': False 'Soil Mechanics Theories': False 'Stoke's Law': False 'Terzaghi's Principle': False 	<p>Dependencies:</p> <ul style="list-style-type: none"> 'Contains(Soil Mechanics Theories, Boussinesq's Theory)': False 'Contains(Soil Mechanics Theories, Consolidation Theory)': False 'Contains(Soil Mechanics Theories, Coulomb's Law)': False 'Contains(Soil Mechanics Theories, Hazen's Law)': False 'Contains(Soil Mechanics Theories, Mohr-Coulomb)': False 'Contains(Soil Mechanics Theories, Poissuille's Law)': False 'Contains(Soil Mechanics Theories, Rankine's Theory)': False 'Contains(Soil Mechanics Theories, Stoke's Law)': False 'Contains(Soil Mechanics Theories, Terzaghi's Principle)': False 	<p>1-GED: 0.00</p> <p>Segments: 161</p> <p>Readability: 0.00</p> <p>MMMG: 0.00</p>
<p>Infinity-8B</p> 			<p>Entities:</p> <ul style="list-style-type: none"> 'Boussinesq's Theory': False 'Consolidation Theory': False 'Coulomb's Law': False 'Hazen's Law': False 'Mohr-Coulomb': False 'Poisuille's Law': False 'Rankine's Theory': False 'Soil Mechanics Theories': False 'Stoke's Law': False 'Terzaghi's Principle': False 	<p>Dependencies:</p> <ul style="list-style-type: none"> 'Contains(Soil Mechanics Theories, Boussinesq's Theory)': False 'Contains(Soil Mechanics Theories, Consolidation Theory)': False 'Contains(Soil Mechanics Theories, Coulomb's Law)': False 'Contains(Soil Mechanics Theories, Hazen's Law)': False 'Contains(Soil Mechanics Theories, Mohr-Coulomb)': False 'Contains(Soil Mechanics Theories, Poissuille's Law)': False 'Contains(Soil Mechanics Theories, Rankine's Theory)': False 'Contains(Soil Mechanics Theories, Stoke's Law)': False 'Contains(Soil Mechanics Theories, Terzaghi's Principle)': False 	<p>1-GED: 0.00</p> <p>Segments: 78</p> <p>Readability: 0.91</p> <p>MMMG: 0.00</p>
<p>Seed-X</p> 			<p>Entities:</p> <ul style="list-style-type: none"> 'Boussinesq's Theory': False 'Consolidation Theory': False 'Coulomb's Law': False 'Hazen's Law': False 'Mohr-Coulomb': False 'Poisuille's Law': False 'Rankine's Theory': False 'Soil Mechanics Theories': False 'Stoke's Law': False 'Terzaghi's Principle': False 	<p>Dependencies:</p> <ul style="list-style-type: none"> 'Contains(Soil Mechanics Theories, Boussinesq's Theory)': False 'Contains(Soil Mechanics Theories, Consolidation Theory)': False 'Contains(Soil Mechanics Theories, Coulomb's Law)': False 'Contains(Soil Mechanics Theories, Hazen's Law)': False 'Contains(Soil Mechanics Theories, Mohr-Coulomb)': False 'Contains(Soil Mechanics Theories, Poissuille's Law)': False 'Contains(Soil Mechanics Theories, Rankine's Theory)': False 'Contains(Soil Mechanics Theories, Stoke's Law)': False 'Contains(Soil Mechanics Theories, Terzaghi's Principle)': False 	<p>1-GED: 0.00</p> <p>Segments: 65</p> <p>Readability: 1.00</p> <p>MMMG: 0.00</p>

Figure 64: MMMG Benchmark visualization for seven representative models on a PhD-Engineering example. Each row corresponds to one model and, from left to right, displays the generated image, its segmentation map, the reconstructed knowledge graph, the extracted entity and dependency lists, and finally the overall MMMG-Score along with its component sub-scores.

F.6.5 Geography

Question: Visualize an infographic illustrating the various methods of detecting exoplanets and their comparisons.

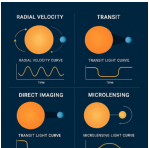
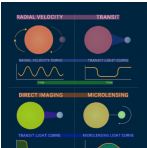



















<p>GPT-4o</p>    <p>Entities:</p> <ul style="list-style-type: none"> 'Brightness': False 'Direct Imaging': True 'Earth': False 'Exoplanet': False 'Host Star': True 'Microlensing': True 'Planet': True 'Planet b': False 'Planet c': False 'Planet d': False ... (4 more) <p>Dependencies:</p> <ul style="list-style-type: none"> 'Contains(Direct Imaging, Planet b)': False 'Contains(Direct Imaging, Planet c)': False 'Contains(Direct Imaging, Planet d)': False 'Contains(Microlensing, Earth)': False 'Contains(Microlensing, Host Star)': True 'Entails(Transit Photometry, Planet)': True 'Entails(Transit Photometry, Star)': True 'Requires(Radial Velocity, Exoplanet)': True 'Requires(Radial Velocity, Host Star)': True <p>1-GED: 0.46</p> <p>Segments: 18</p> <p>Readability: 1.00</p> <p>MMMG: 0.46</p>	
<p>FLUX-Reason (R1)</p>    <p>Entities:</p> <ul style="list-style-type: none"> 'Brightness': False 'Direct Imaging': True 'Earth': True 'Exoplanet': True 'Host Star': False 'Microlensing': False 'Planet': True 'Planet b': False 'Planet c': False 'Planet d': False ... (4 more) <p>Dependencies:</p> <ul style="list-style-type: none"> 'Contains(Direct Imaging, Planet b)': False 'Contains(Direct Imaging, Planet c)': False 'Contains(Direct Imaging, Planet d)': False 'Contains(Microlensing, Earth)': False 'Contains(Microlensing, Host Star)': False 'Entails(Transit Photometry, Planet)': False 'Entails(Transit Photometry, Star)': False 'Requires(Radial Velocity, Exoplanet)': False 'Requires(Radial Velocity, Host Star)': False <p>1-GED: 0.47</p> <p>Segments: 53</p> <p>Readability: 1.00</p> <p>MMMG: 0.47</p>	
<p>HiDream-11-full</p>    <p>Entities:</p> <ul style="list-style-type: none"> 'Brightness': False 'Direct Imaging': False 'Earth': False 'Exoplanet': True 'Host Star': False 'Microlensing': False 'Planet': True 'Planet b': False 'Planet c': False 'Planet d': False ... (4 more) <p>Dependencies:</p> <ul style="list-style-type: none"> 'Contains(Direct Imaging, Planet b)': False 'Contains(Direct Imaging, Planet c)': False 'Contains(Direct Imaging, Planet d)': False 'Contains(Microlensing, Earth)': False 'Contains(Microlensing, Host Star)': False 'Entails(Transit Photometry, Planet)': False 'Entails(Transit Photometry, Star)': False 'Requires(Radial Velocity, Exoplanet)': False 'Requires(Radial Velocity, Host Star)': False <p>1-GED: 0.23</p> <p>Segments: 26</p> <p>Readability: 1.00</p> <p>MMMG: 0.23</p>	
<p>FLUX1-[pro]</p>    <p>Entities:</p> <ul style="list-style-type: none"> 'Brightness': False 'Direct Imaging': False 'Earth': False 'Exoplanet': True 'Host Star': False 'Microlensing': False 'Planet': True 'Planet b': False 'Planet c': False 'Planet d': False ... (4 more) <p>Dependencies:</p> <ul style="list-style-type: none"> 'Contains(Direct Imaging, Planet b)': False 'Contains(Direct Imaging, Planet c)': False 'Contains(Direct Imaging, Planet d)': False 'Contains(Microlensing, Earth)': False 'Contains(Microlensing, Host Star)': False 'Entails(Transit Photometry, Planet)': False 'Entails(Transit Photometry, Star)': False 'Requires(Radial Velocity, Exoplanet)': False 'Requires(Radial Velocity, Host Star)': False <p>1-GED: 0.23</p> <p>Segments: 10</p> <p>Readability: 1.00</p> <p>MMMG: 0.23</p>	
<p>Ideogram V2</p>    <p>Entities:</p> <ul style="list-style-type: none"> 'Brightness': False 'Direct Imaging': False 'Earth': False 'Exoplanet': False 'Host Star': False 'Microlensing': False 'Planet': True 'Planet b': False 'Planet c': False 'Planet d': False ... (4 more) <p>Dependencies:</p> <ul style="list-style-type: none"> 'Contains(Direct Imaging, Planet b)': False 'Contains(Direct Imaging, Planet c)': False 'Contains(Direct Imaging, Planet d)': False 'Contains(Microlensing, Earth)': False 'Contains(Microlensing, Host Star)': False 'Entails(Transit Photometry, Planet)': False 'Entails(Transit Photometry, Star)': False 'Requires(Radial Velocity, Exoplanet)': False 'Requires(Radial Velocity, Host Star)': False <p>1-GED: 0.23</p> <p>Segments: 52</p> <p>Readability: 1.00</p> <p>MMMG: 0.23</p>	
<p>Infinity-BB</p>    <p>Entities:</p> <ul style="list-style-type: none"> 'Brightness': False 'Direct Imaging': False 'Earth': True 'Exoplanet': False 'Host Star': True 'Microlensing': False 'Planet': True 'Planet b': False 'Planet c': False 'Planet d': False ... (4 more) <p>Dependencies:</p> <ul style="list-style-type: none"> 'Contains(Direct Imaging, Planet b)': False 'Contains(Direct Imaging, Planet c)': False 'Contains(Direct Imaging, Planet d)': False 'Contains(Microlensing, Earth)': False 'Contains(Microlensing, Host Star)': False 'Entails(Transit Photometry, Planet)': False 'Entails(Transit Photometry, Star)': False 'Requires(Radial Velocity, Exoplanet)': False 'Requires(Radial Velocity, Host Star)': False <p>1-GED: 0.30</p> <p>Segments: 55</p> <p>Readability: 1.00</p> <p>MMMG: 0.30</p>	
<p>Seed-X</p>    <p>Entities:</p> <ul style="list-style-type: none"> 'Brightness': False 'Direct Imaging': False 'Earth': True 'Exoplanet': False 'Host Star': True 'Microlensing': False 'Planet': True 'Planet b': False 'Planet c': False 'Planet d': False ... (4 more) <p>Dependencies:</p> <ul style="list-style-type: none"> 'Contains(Direct Imaging, Planet b)': False 'Contains(Direct Imaging, Planet c)': False 'Contains(Direct Imaging, Planet d)': False 'Contains(Microlensing, Earth)': False 'Contains(Microlensing, Host Star)': False 'Entails(Transit Photometry, Planet)': False 'Entails(Transit Photometry, Star)': False 'Requires(Radial Velocity, Exoplanet)': False 'Requires(Radial Velocity, Host Star)': False <p>1-GED: 0.30</p> <p>Segments: 92</p> <p>Readability: 0.76</p> <p>MMMG: 0.22</p>	

Figure 65: MMMG Benchmark visualization for seven representative models on a PhD-Geography example. Each row corresponds to one model and, from left to right, displays the generated image, its segmentation map, the reconstructed knowledge graph, the extracted entity and dependency lists, and finally the overall MMMG-Score along with its component sub-scores.

F.6.6 Economics

Question: Visualize an infographic analyzing the effects of a price ceiling on market equilibrium and surpluses.

<p>GPT-4o</p>		<p>Entities:</p> <ul style="list-style-type: none"> 'Consumer surplus': True 'Deadweight loss': True 'Demand curve': True 'Equilibrium quantity': True 'Free market equilibrium': True 'Market price at equilibrium': True 'Price ceiling': True 'Producer surplus': True 'Supply curve': True 	<p>Dependencies:</p> <ul style="list-style-type: none"> 'Causes'Price ceiling, Deadweight loss': False 'Contains'Demand curve, Consumer surplus': False 'Contains'Supply curve, Producer surplus': False 'Defines'Free market equilibrium, Market price at equilibrium': True 'Entails'Free market equilibrium, Equilibrium quantity': True 'Requires'Price ceiling, Free market equilibrium': False 	<p>1-GED: 0.86</p> <p>Segments: 19</p> <p>Readability: 1.00</p> <p>MMMG: 0.86</p>
<p>FLUX-Reason (R1)</p>		<p>Entities:</p> <ul style="list-style-type: none"> 'Consumer surplus': False 'Deadweight loss': False 'Demand curve': True 'Equilibrium quantity': False 'Free market equilibrium': False 'Market price at equilibrium': False 'Price ceiling': True 'Producer surplus': False 'Supply curve': True 	<p>Dependencies:</p> <ul style="list-style-type: none"> 'Causes'Price ceiling, Deadweight loss': False 'Contains'Demand curve, Consumer surplus': False 'Contains'Supply curve, Producer surplus': False 'Defines'Free market equilibrium, Market price at equilibrium': False 'Entails'Free market equilibrium, Equilibrium quantity': False 'Requires'Price ceiling, Free market equilibrium': False 	<p>1-GED: 0.32</p> <p>Segments: 39</p> <p>Readability: 1.00</p> <p>MMMG: 0.32</p>
<p>HiDream-11-full</p>		<p>Entities:</p> <ul style="list-style-type: none"> 'Consumer surplus': False 'Deadweight loss': False 'Demand curve': True 'Equilibrium quantity': True 'Free market equilibrium': True 'Market price at equilibrium': True 'Price ceiling': True 'Producer surplus': False 'Supply curve': True 	<p>Dependencies:</p> <ul style="list-style-type: none"> 'Causes'Price ceiling, Deadweight loss': False 'Contains'Demand curve, Consumer surplus': False 'Contains'Supply curve, Producer surplus': False 'Defines'Free market equilibrium, Market price at equilibrium': True 'Entails'Free market equilibrium, Equilibrium quantity': True 'Requires'Price ceiling, Free market equilibrium': False 	<p>1-GED: 0.48</p> <p>Segments: 29</p> <p>Readability: 1.00</p> <p>MMMG: 0.48</p>
<p>FLUX1-[pro]</p>		<p>Entities:</p> <ul style="list-style-type: none"> 'Consumer surplus': False 'Deadweight loss': False 'Demand curve': False 'Equilibrium quantity': False 'Free market equilibrium': False 'Market price at equilibrium': False 'Price ceiling': False 'Producer surplus': False 'Supply curve': False 	<p>Dependencies:</p> <ul style="list-style-type: none"> 'Causes'Price ceiling, Deadweight loss': False 'Contains'Demand curve, Consumer surplus': False 'Contains'Supply curve, Producer surplus': False 'Defines'Free market equilibrium, Market price at equilibrium': False 'Entails'Free market equilibrium, Equilibrium quantity': False 'Requires'Price ceiling, Free market equilibrium': False 	<p>1-GED: 0.00</p> <p>Segments: 56</p> <p>Readability: 1.00</p> <p>MMMG: 0.00</p>
<p>Ideogram V2</p>		<p>Entities:</p> <ul style="list-style-type: none"> 'Consumer surplus': False 'Deadweight loss': False 'Demand curve': False 'Equilibrium quantity': False 'Free market equilibrium': False 'Market price at equilibrium': False 'Price ceiling': False 'Producer surplus': False 'Supply curve': False 	<p>Dependencies:</p> <ul style="list-style-type: none"> 'Causes'Price ceiling, Deadweight loss': False 'Contains'Demand curve, Consumer surplus': False 'Contains'Supply curve, Producer surplus': False 'Defines'Free market equilibrium, Market price at equilibrium': False 'Entails'Free market equilibrium, Equilibrium quantity': False 'Requires'Price ceiling, Free market equilibrium': False 	<p>1-GED: 0.00</p> <p>Segments: 165</p> <p>Readability: 0.00</p> <p>MMMG: 0.00</p>
<p>Infinity-8B</p>		<p>Entities:</p> <ul style="list-style-type: none"> 'Consumer surplus': False 'Deadweight loss': False 'Demand curve': True 'Equilibrium quantity': False 'Free market equilibrium': False 'Market price at equilibrium': False 'Price ceiling': True 'Producer surplus': False 'Supply curve': True 	<p>Dependencies:</p> <ul style="list-style-type: none"> 'Causes'Price ceiling, Deadweight loss': False 'Contains'Demand curve, Consumer surplus': False 'Contains'Supply curve, Producer surplus': False 'Defines'Free market equilibrium, Market price at equilibrium': False 'Entails'Free market equilibrium, Equilibrium quantity': False 'Requires'Price ceiling, Free market equilibrium': False 	<p>1-GED: 0.32</p> <p>Segments: 145</p> <p>Readability: 0.17</p> <p>MMMG: 0.05</p>
<p>Seed-X</p>		<p>Entities:</p> <ul style="list-style-type: none"> 'Consumer surplus': False 'Deadweight loss': False 'Demand curve': False 'Equilibrium quantity': False 'Free market equilibrium': False 'Market price at equilibrium': False 'Price ceiling': False 'Producer surplus': False 'Supply curve': False 	<p>Dependencies:</p> <ul style="list-style-type: none"> 'Causes'Price ceiling, Deadweight loss': False 'Contains'Demand curve, Consumer surplus': False 'Contains'Supply curve, Producer surplus': False 'Defines'Free market equilibrium, Market price at equilibrium': False 'Entails'Free market equilibrium, Equilibrium quantity': False 'Requires'Price ceiling, Free market equilibrium': False 	<p>1-GED: 0.00</p> <p>Segments: 81</p> <p>Readability: 0.88</p> <p>MMMG: 0.00</p>

Figure 66: MMMG Benchmark visualization for seven representative models on a PhD-Economics example. Each row corresponds to one model and, from left to right, displays the generated image, its segmentation map, the reconstructed knowledge graph, the extracted entity and dependency lists, and finally the overall MMMG-Score along with its component sub-scores.

F.6.7 Sociology

Question: Visualize the key components and relationships that define an Age Friendly City in an infographic format.

<p>GPT-4o</p>			<p>Entities:</p> <ul style="list-style-type: none"> 'Age Friendly City': True 'Civic Participation and Employment': False 'Co-Production': False 'Communication and Information': True 'Community support and health services': True 'Diversity': False 'Equity': False 'Housing': True 'Outdoor Spaces and Buildings': True 'Respect and Social Inclusion': True ... (2 more) 	<p>Dependencies:</p> <ul style="list-style-type: none"> 'Contains(Age Friendly City, Civic Participation and Employment)': False 'Contains(Age Friendly City, Communication and Information)': True 'Contains(Age Friendly City, Community support and health services)': True 'Contains(Age Friendly City, Housing)': True 'Contains(Age Friendly City, Outdoor Spaces and Buildings)': True 'Contains(Age Friendly City, Respect and Social Inclusion)': True 'Contains(Age Friendly City, Social Participation)': True 'Contains(Age Friendly City, Transport)': True 'Requires(Co-Production, Age Friendly City)': False 'Requires(Diversity, Age Friendly City)': False ... (2 more) 	<p>1-GED: 0.41</p> <p>Segments: 30</p> <p>Readability: 1.00</p> <p>MMMG: 0.41</p>
<p>FLUX-Reason (R0)</p>			<p>Entities:</p> <ul style="list-style-type: none"> 'Age Friendly City': True 'Civic Participation and Employment': False 'Co-Production': False 'Communication and Information': False 'Community support and health services': False 'Diversity': False 'Equity': False 'Housing': True 'Outdoor Spaces and Buildings': False 'Respect and Social Inclusion': False ... (2 more) 	<p>Dependencies:</p> <ul style="list-style-type: none"> 'Contains(Age Friendly City, Civic Participation and Employment)': False 'Contains(Age Friendly City, Communication and Information)': False 'Contains(Age Friendly City, Community support and health services)': False 'Contains(Age Friendly City, Housing)': True 'Contains(Age Friendly City, Outdoor Spaces and Buildings)': False 'Contains(Age Friendly City, Respect and Social Inclusion)': False 'Contains(Age Friendly City, Social Participation)': False 'Contains(Age Friendly City, Transport)': True 'Requires(Co-Production, Age Friendly City)': False 'Requires(Diversity, Age Friendly City)': False ... (2 more) 	<p>1-GED: 0.28</p> <p>Segments: 36</p> <p>Readability: 1.00</p> <p>MMMG: 0.28</p>
<p>HiDream-11-full</p>			<p>Entities:</p> <ul style="list-style-type: none"> 'Age Friendly City': True 'Civic Participation and Employment': True 'Co-Production': False 'Communication and Information': False 'Community support and health services': False 'Diversity': False 'Equity': False 'Housing': True 'Outdoor Spaces and Buildings': True 'Respect and Social Inclusion': False ... (2 more) 	<p>Dependencies:</p> <ul style="list-style-type: none"> 'Contains(Age Friendly City, Civic Participation and Employment)': True 'Contains(Age Friendly City, Communication and Information)': False 'Contains(Age Friendly City, Community support and health services)': False 'Contains(Age Friendly City, Housing)': True 'Contains(Age Friendly City, Outdoor Spaces and Buildings)': True 'Contains(Age Friendly City, Respect and Social Inclusion)': False 'Contains(Age Friendly City, Social Participation)': True 'Contains(Age Friendly City, Transport)': False 'Requires(Co-Production, Age Friendly City)': False 'Requires(Diversity, Age Friendly City)': False ... (2 more) 	<p>1-GED: 0.30</p> <p>Segments: 78</p> <p>Readability: 0.91</p> <p>MMMG: 0.28</p>
<p>FLUX1-[pro]</p>			<p>Entities:</p> <ul style="list-style-type: none"> 'Age Friendly City': True 'Civic Participation and Employment': False 'Co-Production': False 'Communication and Information': False 'Community support and health services': False 'Diversity': False 'Equity': False 'Housing': True 'Outdoor Spaces and Buildings': True 'Respect and Social Inclusion': False ... (2 more) 	<p>Dependencies:</p> <ul style="list-style-type: none"> 'Contains(Age Friendly City, Civic Participation and Employment)': False 'Contains(Age Friendly City, Communication and Information)': False 'Contains(Age Friendly City, Community support and health services)': False 'Contains(Age Friendly City, Housing)': True 'Contains(Age Friendly City, Outdoor Spaces and Buildings)': True 'Contains(Age Friendly City, Respect and Social Inclusion)': False 'Contains(Age Friendly City, Social Participation)': False 'Contains(Age Friendly City, Transport)': True 'Requires(Co-Production, Age Friendly City)': False 'Requires(Diversity, Age Friendly City)': False ... (2 more) 	<p>1-GED: 0.26</p> <p>Segments: 101</p> <p>Readability: 0.66</p> <p>MMMG: 0.17</p>
<p>Ideogram V2</p>			<p>Entities:</p> <ul style="list-style-type: none"> 'Age Friendly City': True 'Civic Participation and Employment': False 'Co-Production': False 'Communication and Information': False 'Community support and health services': False 'Diversity': False 'Equity': False 'Housing': True 'Outdoor Spaces and Buildings': True 'Respect and Social Inclusion': False ... (2 more) 	<p>Dependencies:</p> <ul style="list-style-type: none"> 'Contains(Age Friendly City, Civic Participation and Employment)': False 'Contains(Age Friendly City, Communication and Information)': False 'Contains(Age Friendly City, Community support and health services)': False 'Contains(Age Friendly City, Housing)': True 'Contains(Age Friendly City, Outdoor Spaces and Buildings)': True 'Contains(Age Friendly City, Respect and Social Inclusion)': False 'Contains(Age Friendly City, Social Participation)': False 'Contains(Age Friendly City, Transport)': True 'Requires(Co-Production, Age Friendly City)': False 'Requires(Diversity, Age Friendly City)': False ... (2 more) 	<p>1-GED: 0.26</p> <p>Segments: 169</p> <p>Readability: 0.00</p> <p>MMMG: 0.00</p>
<p>Infinity-BB</p>			<p>Entities:</p> <ul style="list-style-type: none"> 'Age Friendly City': True 'Civic Participation and Employment': True 'Co-Production': False 'Communication and Information': True 'Community support and health services': True 'Diversity': False 'Equity': False 'Housing': True 'Outdoor Spaces and Buildings': True 'Respect and Social Inclusion': True ... (2 more) 	<p>Dependencies:</p> <ul style="list-style-type: none"> 'Contains(Age Friendly City, Civic Participation and Employment)': True 'Contains(Age Friendly City, Communication and Information)': True 'Contains(Age Friendly City, Community support and health services)': True 'Contains(Age Friendly City, Housing)': True 'Contains(Age Friendly City, Outdoor Spaces and Buildings)': True 'Contains(Age Friendly City, Respect and Social Inclusion)': True 'Contains(Age Friendly City, Social Participation)': True 'Contains(Age Friendly City, Transport)': True 'Requires(Co-Production, Age Friendly City)': False 'Requires(Diversity, Age Friendly City)': False ... (2 more) 	<p>1-GED: 0.44</p> <p>Segments: 214</p> <p>Readability: 0.00</p> <p>MMMG: 0.00</p>
<p>Seed-X</p>			<p>Entities:</p> <ul style="list-style-type: none"> 'Age Friendly City': True 'Civic Participation and Employment': False 'Co-Production': False 'Communication and Information': False 'Community support and health services': True 'Diversity': False 'Equity': False 'Housing': True 'Outdoor Spaces and Buildings': True 'Respect and Social Inclusion': False ... (2 more) 	<p>Dependencies:</p> <ul style="list-style-type: none"> 'Contains(Age Friendly City, Civic Participation and Employment)': False 'Contains(Age Friendly City, Communication and Information)': False 'Contains(Age Friendly City, Community support and health services)': True 'Contains(Age Friendly City, Housing)': True 'Contains(Age Friendly City, Outdoor Spaces and Buildings)': True 'Contains(Age Friendly City, Respect and Social Inclusion)': False 'Contains(Age Friendly City, Social Participation)': True 'Contains(Age Friendly City, Transport)': True 'Requires(Co-Production, Age Friendly City)': False 'Requires(Diversity, Age Friendly City)': False ... (2 more) 	<p>1-GED: 0.34</p> <p>Segments: 86</p> <p>Readability: 0.82</p> <p>MMMG: 0.28</p>

Figure 67: MMMG Benchmark visualization for seven representative models on a PhD-Sociology example. Each row corresponds to one model and, from left to right, displays the generated image, its segmentation map, the reconstructed knowledge graph, the extracted entity and dependency lists, and finally the overall MMMG-Score along with its component sub-scores.

F.6.8 History

Question: Design a comparative chart of ancient Greek and Roman political systems, focusing on governance, citizenship, and legal frameworks.

<p>GPT-4o</p>			<p>Entities:</p> <ul style="list-style-type: none"> 'Ancient Greek Political System': True 'Ancient Roman Political System': True 'Assembly': False 'Citizens': False 'Citizenship': True 'Democracy': True 'Governance': True 'Laws': True 'Legal Frameworks': True 'Oligarchy': False <p>.. (2 more)</p>	<p>Dependencies:</p> <ul style="list-style-type: none"> 'Contains(Ancient Greek Political System, Democracy)': True 'Contains(Ancient Greek Political System, Oligarchy)': False 'Contains(Ancient Roman Political System, Republic)': True 'Contains(Ancient Roman Political System, Senate)': True 'Defines(Ancient Greek Political System, Governance)': True 'Defines(Ancient Roman Political System, Governance)': True 'Entails(Citizenship, Citizens)': False 'Entails(Legal Frameworks, Laws)': True 'Requires(Governance, Citizenship)': False 'Requires(Governance, Legal Frameworks)': False 	<p>1-GED: 0.59</p> <p>Segments: 24</p> <p>Readability: 1.00</p> <p>MMMG: 0.59</p>
<p>FLUX-Reason (R1)</p>			<p>Entities:</p> <ul style="list-style-type: none"> 'Ancient Greek Political System': True 'Ancient Roman Political System': True 'Assembly': False 'Citizens': True 'Citizenship': True 'Democracy': True 'Governance': True 'Laws': True 'Legal Frameworks': True 'Oligarchy': False <p>.. (2 more)</p>	<p>Dependencies:</p> <ul style="list-style-type: none"> 'Contains(Ancient Greek Political System, Democracy)': True 'Contains(Ancient Greek Political System, Oligarchy)': False 'Contains(Ancient Roman Political System, Republic)': False 'Contains(Ancient Roman Political System, Senate)': False 'Defines(Ancient Greek Political System, Governance)': False 'Defines(Ancient Roman Political System, Governance)': False 'Entails(Citizenship, Citizens)': False 'Entails(Legal Frameworks, Laws)': True 'Requires(Governance, Citizenship)': False 'Requires(Governance, Legal Frameworks)': False 	<p>1-GED: 0.47</p> <p>Segments: 63</p> <p>Readability: 1.00</p> <p>MMMG: 0.47</p>
<p>HiDream-11-full</p>			<p>Entities:</p> <ul style="list-style-type: none"> 'Ancient Greek Political System': False 'Ancient Roman Political System': False 'Assembly': False 'Citizens': False 'Citizenship': True 'Democracy': False 'Governance': True 'Laws': False 'Legal Frameworks': True 'Oligarchy': False <p>.. (2 more)</p>	<p>Dependencies:</p> <ul style="list-style-type: none"> 'Contains(Ancient Greek Political System, Democracy)': False 'Contains(Ancient Greek Political System, Oligarchy)': False 'Contains(Ancient Roman Political System, Republic)': False 'Contains(Ancient Roman Political System, Senate)': False 'Defines(Ancient Greek Political System, Governance)': False 'Defines(Ancient Roman Political System, Governance)': False 'Entails(Citizenship, Citizens)': False 'Entails(Legal Frameworks, Laws)': False 'Requires(Governance, Citizenship)': False 'Requires(Governance, Legal Frameworks)': False 	<p>1-GED: 0.22</p> <p>Segments: 52</p> <p>Readability: 1.00</p> <p>MMMG: 0.22</p>
<p>FLUX1-1pro1</p>			<p>Entities:</p> <ul style="list-style-type: none"> 'Ancient Greek Political System': False 'Ancient Roman Political System': True 'Assembly': False 'Citizens': False 'Citizenship': True 'Democracy': False 'Governance': True 'Laws': False 'Legal Frameworks': True 'Oligarchy': False <p>.. (2 more)</p>	<p>Dependencies:</p> <ul style="list-style-type: none"> 'Contains(Ancient Greek Political System, Democracy)': False 'Contains(Ancient Greek Political System, Oligarchy)': False 'Contains(Ancient Roman Political System, Republic)': False 'Contains(Ancient Roman Political System, Senate)': False 'Defines(Ancient Greek Political System, Governance)': False 'Defines(Ancient Roman Political System, Governance)': False 'Entails(Citizenship, Citizens)': False 'Entails(Legal Frameworks, Laws)': False 'Requires(Governance, Citizenship)': False 'Requires(Governance, Legal Frameworks)': False 	<p>1-GED: 0.29</p> <p>Segments: 17</p> <p>Readability: 1.00</p> <p>MMMG: 0.29</p>
<p>Ideogram V2</p>			<p>Entities:</p> <ul style="list-style-type: none"> 'Ancient Greek Political System': True 'Ancient Roman Political System': True 'Assembly': False 'Citizens': False 'Citizenship': True 'Democracy': False 'Governance': True 'Laws': False 'Legal Frameworks': True 'Oligarchy': False <p>.. (2 more)</p>	<p>Dependencies:</p> <ul style="list-style-type: none"> 'Contains(Ancient Greek Political System, Democracy)': False 'Contains(Ancient Greek Political System, Oligarchy)': False 'Contains(Ancient Roman Political System, Republic)': False 'Contains(Ancient Roman Political System, Senate)': False 'Defines(Ancient Greek Political System, Governance)': False 'Defines(Ancient Roman Political System, Governance)': False 'Entails(Citizenship, Citizens)': False 'Entails(Legal Frameworks, Laws)': False 'Requires(Governance, Citizenship)': False 'Requires(Governance, Legal Frameworks)': False 	<p>1-GED: 0.34</p> <p>Segments: 163</p> <p>Readability: 0.00</p> <p>MMMG: 0.00</p>
<p>Infinity-BB</p>			<p>Entities:</p> <ul style="list-style-type: none"> 'Ancient Greek Political System': False 'Ancient Roman Political System': False 'Assembly': False 'Citizens': False 'Citizenship': False 'Democracy': False 'Governance': False 'Laws': False 'Legal Frameworks': False 'Oligarchy': False <p>.. (2 more)</p>	<p>Dependencies:</p> <ul style="list-style-type: none"> 'Contains(Ancient Greek Political System, Democracy)': False 'Contains(Ancient Greek Political System, Oligarchy)': False 'Contains(Ancient Roman Political System, Republic)': False 'Contains(Ancient Roman Political System, Senate)': False 'Defines(Ancient Greek Political System, Governance)': False 'Defines(Ancient Roman Political System, Governance)': False 'Entails(Citizenship, Citizens)': False 'Entails(Legal Frameworks, Laws)': False 'Requires(Governance, Citizenship)': False 'Requires(Governance, Legal Frameworks)': False 	<p>1-GED: 0.00</p> <p>Segments: 80</p> <p>Readability: 0.89</p> <p>MMMG: 0.00</p>
<p>Seed-X</p>			<p>Entities:</p> <ul style="list-style-type: none"> 'Ancient Greek Political System': False 'Ancient Roman Political System': False 'Assembly': False 'Citizens': False 'Citizenship': False 'Democracy': False 'Governance': False 'Laws': False 'Legal Frameworks': False 'Oligarchy': False <p>.. (2 more)</p>	<p>Dependencies:</p> <ul style="list-style-type: none"> 'Contains(Ancient Greek Political System, Democracy)': False 'Contains(Ancient Greek Political System, Oligarchy)': False 'Contains(Ancient Roman Political System, Republic)': False 'Contains(Ancient Roman Political System, Senate)': False 'Defines(Ancient Greek Political System, Governance)': False 'Defines(Ancient Roman Political System, Governance)': False 'Entails(Citizenship, Citizens)': False 'Entails(Legal Frameworks, Laws)': False 'Requires(Governance, Citizenship)': False 'Requires(Governance, Legal Frameworks)': False 	<p>1-GED: 0.00</p> <p>Segments: 70</p> <p>Readability: 1.00</p> <p>MMMG: 0.00</p>

Figure 68: MMMG Benchmark visualization for seven representative models on a PhD-History example. Each row corresponds to one model and, from left to right, displays the generated image, its segmentation map, the reconstructed knowledge graph, the extracted entity and dependency lists, and finally the overall MMMG-Score along with its component sub-scores.

F.6.9 Philosophy

Question: Visualize a mind map that explores the relationship between philosophy and science, highlighting key debates and figures in the philosophy of science.



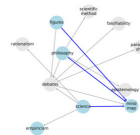


















<p>GPT-4o</p> 			<p>Entities:</p> <ul style="list-style-type: none"> 'debates': False 'empiricism': True 'epistemology': False 'falsifiability': False 'figures': True 'mind map': True 'paradigm shift': False 'philosophy': True 'rationalism': False 'science': True ... (1 more) 	<p>Dependencies:</p> <ul style="list-style-type: none"> 'Contains(debates, falsifiability)': False 'Contains(debates, paradigm shift)': False 'Contains(philosophy, epistemology)': False 'Contains(philosophy, scientific method)': False 'Contains(science, empiricism)': False 'Contains(science, rationalism)': False 'Entails(philosophy, debates)': False 'Entails(science, debates)': False 'Requires(debates, figures)': False 'Requires(mind map, debates)': False ... (3 more) 	<p>1-GED: 0.31</p> <p>Segments: 19</p> <p>Readability: 1.00</p> <p>MMMG: 0.31</p>
<p>FLUX-Reason (R)</p> 			<p>Entities:</p> <ul style="list-style-type: none"> 'debates': False 'empiricism': False 'epistemology': True 'falsifiability': False 'figures': True 'mind map': True 'paradigm shift': False 'philosophy': True 'rationalism': False 'science': True ... (1 more) 	<p>Dependencies:</p> <ul style="list-style-type: none"> 'Contains(debates, falsifiability)': False 'Contains(debates, paradigm shift)': False 'Contains(philosophy, epistemology)': False 'Contains(philosophy, scientific method)': False 'Contains(science, empiricism)': False 'Contains(science, rationalism)': False 'Entails(philosophy, debates)': False 'Entails(science, debates)': False 'Requires(debates, figures)': False 'Requires(mind map, debates)': False ... (3 more) 	<p>1-GED: 0.34</p> <p>Segments: 21</p> <p>Readability: 1.00</p> <p>MMMG: 0.34</p>
<p>HiDream-11-full</p> 			<p>Entities:</p> <ul style="list-style-type: none"> 'debates': False 'empiricism': False 'epistemology': False 'falsifiability': False 'figures': False 'mind map': True 'paradigm shift': False 'philosophy': True 'rationalism': False 'science': True ... (1 more) 	<p>Dependencies:</p> <ul style="list-style-type: none"> 'Contains(debates, falsifiability)': False 'Contains(debates, paradigm shift)': False 'Contains(philosophy, epistemology)': False 'Contains(philosophy, scientific method)': False 'Contains(science, empiricism)': False 'Contains(science, rationalism)': False 'Entails(philosophy, debates)': False 'Entails(science, debates)': False 'Requires(debates, figures)': False 'Requires(mind map, debates)': False ... (3 more) 	<p>1-GED: 0.34</p> <p>Segments: 41</p> <p>Readability: 1.00</p> <p>MMMG: 0.34</p>
<p>FLUX.1-[pro]</p> 			<p>Entities:</p> <ul style="list-style-type: none"> 'debates': True 'empiricism': False 'epistemology': False 'falsifiability': False 'figures': False 'mind map': True 'paradigm shift': False 'philosophy': True 'rationalism': False 'science': True ... (1 more) 	<p>Dependencies:</p> <ul style="list-style-type: none"> 'Contains(debates, falsifiability)': False 'Contains(debates, paradigm shift)': False 'Contains(philosophy, epistemology)': False 'Contains(philosophy, scientific method)': False 'Contains(science, empiricism)': False 'Contains(science, rationalism)': False 'Entails(philosophy, debates)': False 'Entails(science, debates)': False 'Requires(debates, figures)': False 'Requires(mind map, debates)': True ... (3 more) 	<p>1-GED: 0.26</p> <p>Segments: 67</p> <p>Readability: 1.00</p> <p>MMMG: 0.26</p>
<p>Ideogram V2</p> 			<p>Entities:</p> <ul style="list-style-type: none"> 'debates': True 'empiricism': False 'epistemology': False 'falsifiability': False 'figures': False 'mind map': True 'paradigm shift': False 'philosophy': True 'rationalism': False 'science': True ... (1 more) 	<p>Dependencies:</p> <ul style="list-style-type: none"> 'Contains(debates, falsifiability)': False 'Contains(debates, paradigm shift)': False 'Contains(philosophy, epistemology)': False 'Contains(philosophy, scientific method)': False 'Contains(science, empiricism)': False 'Contains(science, rationalism)': False 'Entails(philosophy, debates)': True 'Entails(science, debates)': True 'Requires(debates, figures)': False 'Requires(mind map, debates)': True ... (3 more) 	<p>1-GED: 0.30</p> <p>Segments: 141</p> <p>Readability: 0.21</p> <p>MMMG: 0.06</p>
<p>Infinity-BB</p> 			<p>Entities:</p> <ul style="list-style-type: none"> 'debates': False 'empiricism': False 'epistemology': True 'falsifiability': False 'figures': False 'mind map': True 'paradigm shift': False 'philosophy': True 'rationalism': False 'science': True ... (1 more) 	<p>Dependencies:</p> <ul style="list-style-type: none"> 'Contains(debates, falsifiability)': False 'Contains(debates, paradigm shift)': False 'Contains(philosophy, epistemology)': True 'Contains(philosophy, scientific method)': False 'Contains(science, empiricism)': False 'Contains(science, rationalism)': False 'Entails(philosophy, debates)': False 'Entails(science, debates)': False 'Requires(debates, figures)': False 'Requires(mind map, debates)': False ... (3 more) 	<p>1-GED: 0.27</p> <p>Segments: 228</p> <p>Readability: 0.00</p> <p>MMMG: 0.00</p>
<p>Seed-X</p> 			<p>Entities:</p> <ul style="list-style-type: none"> 'debates': False 'empiricism': False 'epistemology': False 'falsifiability': False 'figures': False 'mind map': True 'paradigm shift': False 'philosophy': False 'rationalism': False 'science': False ... (1 more) 	<p>Dependencies:</p> <ul style="list-style-type: none"> 'Contains(debates, falsifiability)': False 'Contains(debates, paradigm shift)': False 'Contains(philosophy, epistemology)': False 'Contains(philosophy, scientific method)': False 'Contains(science, empiricism)': False 'Contains(science, rationalism)': False 'Entails(philosophy, debates)': False 'Entails(science, debates)': False 'Requires(debates, figures)': False 'Requires(mind map, debates)': False ... (3 more) 	<p>1-GED: 0.08</p> <p>Segments: 72</p> <p>Readability: 0.98</p> <p>MMMG: 0.08</p>

Figure 69: MMMG Benchmark visualization for seven representative models on a PhD-Philosophy example. Each row corresponds to one model and, from left to right, displays the generated image, its segmentation map, the reconstructed knowledge graph, the extracted entity and dependency lists, and finally the overall MMMG-Score along with its component sub-scores.

F.6.10 Literature

Question: Create an infographic detailing the use of symbolism in modern literature, featuring examples from key authors.















<p>GPT-4o</p>  	<p>Entities:</p> <ul style="list-style-type: none"> 'examples': True 'interpretation': True 'key authors': True 'modern literature': False 'symbolism': True 	<p>Dependencies:</p> <ul style="list-style-type: none"> 'Contains(modern literature, symbolism)': False 'Defines(symbolism, interpretation)': True 'Entails(key authors, interpretation)': True 'Requires(examples, key authors)': True 	<p>1-GED: 0.44</p> <p>Segments: 22</p> <p>Readability: 1.00</p> <p>MMMG: 0.44</p>
<p>FLUX-Reason (R)</p>  	<p>Entities:</p> <ul style="list-style-type: none"> 'examples': False 'interpretation': False 'key authors': True 'modern literature': True 'symbolism': True 	<p>Dependencies:</p> <ul style="list-style-type: none"> 'Contains(modern literature, symbolism)': True 'Defines(symbolism, interpretation)': False 'Entails(key authors, interpretation)': False 'Requires(examples, key authors)': False 	<p>1-GED: 0.43</p> <p>Segments: 23</p> <p>Readability: 1.00</p> <p>MMMG: 0.43</p>
<p>HiDream-11-full</p>  	<p>Entities:</p> <ul style="list-style-type: none"> 'examples': False 'interpretation': False 'key authors': True 'modern literature': True 'symbolism': True 	<p>Dependencies:</p> <ul style="list-style-type: none"> 'Contains(modern literature, symbolism)': True 'Defines(symbolism, interpretation)': False 'Entails(key authors, interpretation)': False 'Requires(examples, key authors)': False 	<p>1-GED: 0.43</p> <p>Segments: 79</p> <p>Readability: 0.90</p> <p>MMMG: 0.39</p>
<p>FLUX1-[pro]</p>  	<p>Entities:</p> <ul style="list-style-type: none"> 'examples': False 'interpretation': False 'key authors': True 'modern literature': False 'symbolism': True 	<p>Dependencies:</p> <ul style="list-style-type: none"> 'Contains(modern literature, symbolism)': False 'Defines(symbolism, interpretation)': False 'Entails(key authors, interpretation)': False 'Requires(examples, key authors)': False 	<p>1-GED: 0.33</p> <p>Segments: 30</p> <p>Readability: 1.00</p> <p>MMMG: 0.33</p>
<p>Ideogram V2</p>  	<p>Entities:</p> <ul style="list-style-type: none"> 'examples': False 'interpretation': False 'key authors': False 'modern literature': False 'symbolism': False 	<p>Dependencies:</p> <ul style="list-style-type: none"> 'Contains(modern literature, symbolism)': False 'Defines(symbolism, interpretation)': False 'Entails(key authors, interpretation)': False 'Requires(examples, key authors)': False 	<p>1-GED: 0.00</p> <p>Segments: 133</p> <p>Readability: 0.30</p> <p>MMMG: 0.00</p>
<p>Infinity-8B</p>  	<p>Entities:</p> <ul style="list-style-type: none"> 'examples': False 'interpretation': False 'key authors': False 'modern literature': False 'symbolism': False 	<p>Dependencies:</p> <ul style="list-style-type: none"> 'Contains(modern literature, symbolism)': False 'Defines(symbolism, interpretation)': False 'Entails(key authors, interpretation)': False 'Requires(examples, key authors)': False 	<p>1-GED: 0.00</p> <p>Segments: 160</p> <p>Readability: 0.00</p> <p>MMMG: 0.00</p>
<p>Seed-X</p>  	<p>Entities:</p> <ul style="list-style-type: none"> 'examples': False 'interpretation': False 'key authors': False 'modern literature': False 'symbolism': False 	<p>Dependencies:</p> <ul style="list-style-type: none"> 'Contains(modern literature, symbolism)': False 'Defines(symbolism, interpretation)': False 'Entails(key authors, interpretation)': False 'Requires(examples, key authors)': False 	<p>1-GED: 0.00</p> <p>Segments: 77</p> <p>Readability: 0.92</p> <p>MMMG: 0.00</p>

Figure 70: MMMG Benchmark visualization for seven representative models on a PhD-Literature example. Each row corresponds to one model and, from left to right, displays the generated image, its segmentation map, the reconstructed knowledge graph, the extracted entity and dependency lists, and finally the overall MMMG-Score along with its component sub-scores.

References

- [1] Aesthetic V2.5. aesthetic-predictor-v2-5: Aesthetic predictor v2.5. <https://github.com/discus0434/aesthetic-predictor-v2-5>, 2023. GitHub repository; accessed 2025-05-14.

- [2] Black Forest Labs. FLUX-1.0-dev. <https://huggingface.co/black-forest-labs/FLUX.1-dev>, 2024. Accessed: 2024-05-13.
- [3] Black Forest Labs. FLUX: A Family of Vision-Language Models. <https://bfl.ai/announcements/24-10-02-flux>, 2024. Accessed: 2024-05-13.
- [4] X. Chen, Z. Wu, X. Liu, Z. Pan, W. Liu, Z. Xie, X. Yu, and C. Ruan. Janus-pro: Unified multimodal understanding and generation with data and model scaling. *arXiv preprint arXiv:2501.17811*, 2025.
- [5] C. Deng, D. Zhu, K. Li, C. Gou, F. Li, Z. Wang, S. Zhong, W. Yu, X. Nie, Z. Song, G. Shi, and H. Fan. Emerging properties in unified multimodal pretraining. *arXiv preprint arXiv:2505.14683*, 2025.
- [6] X. Fu, M. He, Y. Lu, W. Y. Wang, and D. Roth. Commonsense-t2i challenge: Can text-to-image generation models understand commonsense? *arXiv preprint arXiv:2406.07546*, 2024.
- [7] Y. Ge, S. Zhao, J. Zhu, Y. Ge, K. Yi, L. Song, C. Li, X. Ding, and Y. Shan. Seed-x: Multimodal models with unified multi-granularity comprehension and generation. *arXiv preprint arXiv:2404.14396*, 2024.
- [8] D. Ghosh, H. Hajishirzi, and L. Schmidt. Geneval: An object-focused framework for evaluating text-to-image alignment. *Advances in Neural Information Processing Systems*, 36:52132–52152, 2023.
- [9] D. Guo, D. Yang, H. Zhang, J. Song, R. Zhang, R. Xu, Q. Zhu, S. Ma, P. Wang, X. Bi, et al. Deepseek-r1: Incentivizing reasoning capability in llms via reinforcement learning. *arXiv preprint arXiv:2501.12948*, 2025.
- [10] J. Han, J. Liu, Y. Jiang, B. Yan, Y. Zhang, Z. Yuan, B. Peng, and X. Liu. Infinity: Scaling bitwise autoregressive modeling for high-resolution image synthesis, 2024.
- [11] D. Hendrycks, C. Burns, S. Basart, A. Zou, M. Mazeika, D. Song, and J. Steinhardt. Measuring massive multitask language understanding. *Proceedings of the International Conference on Learning Representations (ICLR)*, 2021.
- [12] D. Hendrycks, C. Burns, S. Kadavath, A. Arora, S. Basart, E. Tang, D. Song, and J. Steinhardt. Measuring mathematical problem solving with the math dataset. *Proceedings of the Neural Information Processing Systems Track on Datasets and Benchmarks 1, NeurIPS Datasets and Benchmarks 2021, December 2021, virtual, 2021.*, 2021.
- [13] HiDream-ai. HiDream-I1: A high-fidelity image generation model. <https://github.com/HiDream-ai/HiDream-I1>, 2024. HiDream official GitHub repository; accessed 2025-05-14.
- [14] HiDream-AI Team. HiDream-I1: High-Fidelity Text-to-Image Generation. <https://github.com/HiDream-ai/HiDream-I1>, 2024. Accessed: 2024-05-13.
- [15] X. Hu, R. Wang, Y. Fang, B. Fu, P. Cheng, and G. Yu. Ella: Equip diffusion models with llm for enhanced semantic alignment, 2024.
- [16] Y. Hu, B. Liu, J. Kasai, Y. Wang, M. Ostendorf, R. Krishna, and N. A. Smith. Tifa: Accurate and interpretable text-to-image faithfulness evaluation with question answering. In *Proceedings of the IEEE/CVF International Conference on Computer Vision*, pages 20406–20417, 2023.
- [17] K. Huang, C. Duan, K. Sun, E. Xie, Z. Li, and X. Liu. T2i-compbench++: An enhanced and comprehensive benchmark for compositional text-to-image generation. *IEEE Transactions on Pattern Analysis and Machine Intelligence*, 2025.
- [18] K. Huang, K. Sun, E. Xie, Z. Li, and X. Liu. T2i-compbench: A comprehensive benchmark for open-world compositional text-to-image generation. *Advances in Neural Information Processing Systems*, 36:78723–78747, 2023.
- [19] Ideogram. Ideogram AI. <https://ideogram.ai/>, 2023. Accessed: 2024-05-13.

- [20] M. Jia. Aime 2024 dataset. https://huggingface.co/datasets/Maxwell-Jia/AIME_2024, 2025. Accessed: 2025-05-13.
- [21] D. Jiang, Z. Guo, R. Zhang, Z. Zong, H. Li, L. Zhuo, S. Yan, P.-A. Heng, and H. Li. T2i-r1: Reinforcing image generation with collaborative semantic-level and token-level cot. *arXiv preprint arXiv:2505.00703*, 2025.
- [22] C. E. Jimenez, J. Yang, A. Wettig, S. Yao, K. Pei, O. Press, and K. Narasimhan. Swe-bench: Can language models resolve real-world github issues? *arXiv preprint arXiv:2310.06770*, 2023.
- [23] T. Kojima, S. S. Gu, M. Reid, Y. Matsuo, and Y. Iwasawa. Large language models are zero-shot reasoners. *Advances in neural information processing systems*, 35:22199–22213, 2022.
- [24] J. Liao, Z. Yang, L. Li, D. Li, K. Lin, Y. Cheng, and L. Wang. Imagegen-cot: Enhancing text-to-image in-context learning with chain-of-thought reasoning. *arXiv preprint arXiv:2503.19312*, 2025.
- [25] P. Lu, H. Bansal, T. Xia, J. Liu, C. Li, H. Hajishirzi, H. Cheng, K.-W. Chang, M. Galley, and J. Gao. Mathvista: Evaluating mathematical reasoning of foundation models in visual contexts. *arXiv preprint arXiv:2310.02255*, 2023.
- [26] Y. Ma, X. Liu, X. Chen, W. Liu, C. Wu, Z. Wu, Z. Pan, Z. Xie, H. Zhang, L. Zhao, et al. Janusflow: Harmonizing autoregression and rectified flow for unified multimodal understanding and generation. *arXiv preprint arXiv:2411.07975*, 2024.
- [27] Y. Niu, M. Ning, M. Zheng, B. Lin, P. Jin, J. Liao, K. Ning, B. Zhu, and L. Yuan. Wise: A world knowledge-informed semantic evaluation for text-to-image generation. *arXiv preprint arXiv:2503.07265*, 2025.
- [28] OpenAI. Learning to reason with llms. <https://openai.com/index/learning-to-reason-with-llms/>, 2024. Accessed: 2024-09-12.
- [29] OpenAI. Introducing 4o image generation. <https://openai.com/index/introducing-4o-image-generation/>, 2025. Blog post; accessed 2025-05-14.
- [30] OpenAI. Openai o3. <https://openai.com/index/introducing-o3-and-o4-mini/>, 2025. Accessed: 2025-04-16.
- [31] OpenAI. Openai o3-mini. <https://openai.com/index/openai-o3-mini/>, 2025. Accessed: 2025-01-31.
- [32] X. Pan, S. N. Shukla, A. Singh, Z. Zhao, S. K. Mishra, J. Wang, Z. Xu, J. Chen, K. Li, F. Yuefei-Xu, et al. Transfer between modalities with metaqueries. *arXiv preprint arXiv:2504.06256*, 2025.
- [33] M. Parmar, N. Patel, N. Varshney, M. Nakamura, M. Luo, S. Mashetty, A. Mitra, and C. Baral. Logicbench: Towards systematic evaluation of logical reasoning ability of large language models. *arXiv preprint arXiv:2404.15522*, 2024.
- [34] S. Quan, J. Yang, B. Yu, B. Zheng, D. Liu, A. Yang, X. Ren, B. Gao, Y. Miao, Y. Feng, et al. Codeelo: Benchmarking competition-level code generation of llms with human-comparable elo ratings. *arXiv preprint arXiv:2501.01257*, 2025.
- [35] A. Radford, J. W. Kim, C. Hallacy, A. Ramesh, G. Goh, S. Agarwal, G. Sastry, A. Askell, P. Mishkin, J. Clark, et al. Learning transferable visual models from natural language supervision. In *International conference on machine learning*, pages 8748–8763. PMLR, 2021.
- [36] N. Ravi, V. Gabeur, Y.-T. Hu, R. Hu, C. Ryali, T. Ma, H. Khedr, R. Rädle, C. Rolland, L. Gustafson, et al. Sam 2: Segment anything in images and videos. *arXiv preprint arXiv:2408.00714*, 2024.
- [37] N. Ravi, V. Gabeur, Y.-T. Hu, R. Hu, C. Ryali, T. Ma, H. Khedr, R. Rädle, C. Rolland, L. Gustafson, E. Mintun, J. Pan, K. V. Alwala, N. Carion, C.-Y. Wu, R. Girshick, P. Dollár, and C. Feichtenhofer. Sam 2: Segment anything in images and videos. *arXiv preprint arXiv:2408.00714*, 2024.
- [38] D. Rein, B. L. Hou, A. C. Stickland, J. Petty, R. Y. Pang, J. Dirani, J. Michael, and S. R. Bowman. Gpqa: A graduate-level google-proof q&a benchmark. *arXiv preprint arXiv:2311.12022*, 2023.

- [39] N. Ruiz, Y. Li, V. Jampani, Y. Pritch, M. Rubinstein, and K. Aberman. Dreambooth: Fine tuning text-to-image diffusion models for subject-driven generation. In *Proceedings of the IEEE/CVF conference on computer vision and pattern recognition*, pages 22500–22510, 2023.
- [40] C. Saharia, W. Chan, S. Saxena, L. Li, J. Whang, E. L. Denton, K. Ghasemipour, R. Gontijo Lopes, B. Karagol Ayan, T. Salimans, et al. Photorealistic text-to-image diffusion models with deep language understanding. *Advances in neural information processing systems*, 35:36479–36494, 2022.
- [41] G. G. Sampaio, R. Zhang, S. Zhai, J. Gu, J. Susskind, N. Jaitly, and Y. Zhang. Typescore: A text fidelity metric for text-to-image generative models. *arXiv preprint arXiv:2411.02437*, 2024.
- [42] Stability AI. Stable Diffusion XL 1.0. <https://huggingface.co/stabilityai/stable-diffusion-xl-base-1.0>, 2023. Accessed: 2024-05-13.
- [43] P. Sun, Y. Jiang, S. Chen, S. Zhang, B. Peng, P. Luo, and Z. Yuan. Autoregressive model beats diffusion: Llama for scalable image generation. *arXiv preprint arXiv:2406.06525*, 2024.
- [44] J. Wang, Z. Tian, X. Wang, X. Zhang, W. Huang, Z. Wu, and Y.-G. Jiang. Simplear: Pushing the frontier of autoregressive visual generation through pretraining, sft, and rl. *arXiv preprint arXiv:2504.11455*, 2025.
- [45] X. Wang, X. Zhang, Z. Luo, Q. Sun, Y. Cui, J. Wang, F. Zhang, Y. Wang, Z. Li, Q. Yu, et al. Emu3: Next-token prediction is all you need. *arXiv preprint arXiv:2409.18869*, 2024.
- [46] Y. Wang, M. Liu, W. He, L. Zhang, Z. Huang, G. Zhang, F. Shu, Z. Tao, D. She, Z. Yu, et al. Mint: Multi-modal chain of thought in unified generative models for enhanced image generation. *arXiv preprint arXiv:2503.01298*, 2025.
- [47] J. Wei, X. Wang, D. Schuurmans, M. Bosma, F. Xia, E. Chi, Q. V. Le, D. Zhou, et al. Chain-of-thought prompting elicits reasoning in large language models. *Advances in neural information processing systems*, 35:24824–24837, 2022.
- [48] Wikipedia. Dual-coding-theory. https://en.wikipedia.org/wiki/Dual-coding_theory, 2025. Accessed: 2025-05-13.
- [49] Wikipedia. Picture superiority effect. https://en.wikipedia.org/wiki/Picture_superiority_effect, 2025. Accessed: 2025-05-13.
- [50] W. Zheng, J. Teng, Z. Yang, W. Wang, J. Chen, X. Gu, Y. Dong, M. Ding, and J. Tang. Cogview3: Finer and faster text-to-image generation via relay diffusion. In *European Conference on Computer Vision*, pages 1–22. Springer, 2024.
- [51] W. Zhong, R. Cui, Y. Guo, Y. Liang, S. Lu, Y. Wang, A. Saied, W. Chen, and N. Duan. Agieval: A human-centric benchmark for evaluating foundation models. *arXiv preprint arXiv:2304.06364*, 2023.
- [52] X. Zhu, P. Sun, C. Wang, J. Liu, Z. Li, Y. Xiao, and J. Huang. A contrastive compositional benchmark for text-to-image synthesis: A study with unified text-to-image fidelity metrics. *arXiv preprint arXiv:2312.02338*, 2023.