

# TaxoAdapt: Aligning LLM-Based Multidimensional Taxonomy Construction to Evolving Research Corpora

Priyanka Kargupta<sup>♣</sup> Nan Zhang<sup>◇</sup> Yunyi Zhang<sup>♣</sup> Rui Zhang<sup>◇</sup>  
Prasenjit Mitra<sup>◇</sup> Jiawei Han<sup>♣</sup>

<sup>♣</sup>University of Illinois at Urbana-Champaign <sup>◇</sup>The Pennsylvania State University  
{pk36,yzhan238,hanj}@illinois.edu  
{njz5124,rmz5227,pmitra}@psu.edu

## Abstract

The rapid evolution of scientific fields introduces challenges in organizing and retrieving scientific literature. While expert-curated taxonomies have traditionally addressed this need, the process is time-consuming and expensive. Furthermore, recent automatic taxonomy construction methods either (1) over-rely on a specific corpus, sacrificing generalizability, or (2) depend heavily on the general knowledge of large language models (LLMs) contained within their pre-training datasets, often overlooking the dynamic nature of evolving scientific domains. Additionally, these approaches fail to account for the multi-faceted nature of scientific literature, where a single research paper may contribute to multiple *dimensions* (e.g., methodology, new tasks, evaluation metrics, benchmarks). To address these gaps, we propose **TaxoAdapt**, a framework that dynamically adapts an LLM-generated taxonomy to a given corpus across multiple dimensions. TaxoAdapt performs iterative hierarchical classification, expanding both the taxonomy width and depth based on corpus’ topical distribution. We demonstrate its state-of-the-art performance across a diverse set of computer science conferences over the years to showcase its ability to structure and capture the evolution of scientific fields. As a multidimensional method, TaxoAdapt generates taxonomies that are 26.51% more granularity-preserving and 50.41% more coherent than the most competitive baselines judged by LLMs.

## 1 Introduction

Driven by increased research interest and accessibility, the rapid proliferation of scientific literature and subsequent creation of new branches of knowledge (e.g., the rise of generative models in the last five years) has made organizing and retrieving domain-specific knowledge increasingly challenging (Bornmann et al., 2021; Aggarwal et al., 2022). Taxonomies enhance data organization,

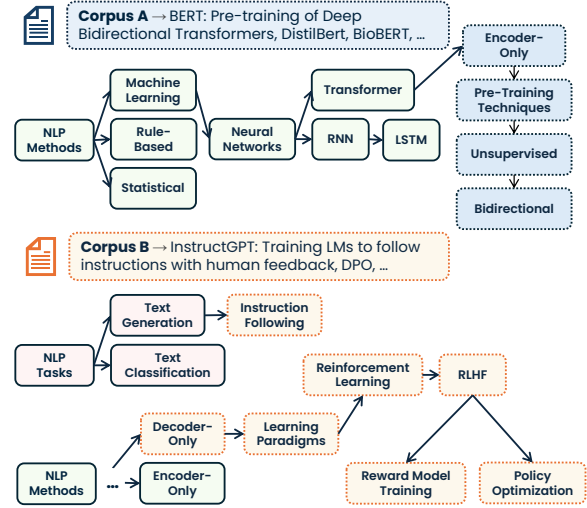


Figure 1: Each paper within a corpus contributes to different dimensions of scientific literature. We show how corpora from different eras of NLP (e.g., BERT-era; RLHF-era) can influence their respective dimension-specific taxonomies (we highlight certain subtrees).

support search engines, capture semantic relationships, and aid discovery. While expert-curated and crowdsourced taxonomies have traditionally structured topics into hierarchies (e.g., text classification → spam detection), manual curation is time-consuming and struggles to keep pace with rapidly evolving fields (Bordea et al., 2016; Jurgens and Pilehvar, 2016).

Prior efforts in automating taxonomy construction (ATC) fall into two categories: *corpus-driven* methods that *extract* topics and relationships directly from text, and *LLM-based* approaches which *generate* taxonomies based on pre-existing knowledge. While corpus-driven methods effectively capture meaningful, domain-specific topics, they rely on *rigid approaches* that are restricted to only terms within the corpus vocabulary and lack extensive background knowledge, given their pre-LLM origins (Liu et al., 2012; Shen et al., 2018; Shang et al.,

2020; Zhang et al., 2018). Conversely, LLM-based methods generate large-scale, general-purpose taxonomies but currently lack mechanisms to align them with specialized knowledge, solely relying on their background knowledge of domains and their key topics (Chen et al., 2023; Shen et al., 2024; Zeng et al., 2024; Sun et al., 2024).

Moreover, as of now, *both approaches* overlook the *multidimensional* nature of scientific literature. A research paper may study and/or contribute to multiple aspects of the scientific method (tasks, methods, applications, etc.), based on which we could organize papers differently. When new knowledge emerges, we must adapt existing taxonomies. For example, in Figure 1, InstructGPT (Ouyang et al., 2022) introduces both “Instruction Following” as a novel NLP *task* and “Reinforcement Learning with Human Feedback” (RLHF) as an NLP *method*, highlighting the limitations of uni-dimensional taxonomies. Limiting ATC design to the task dimension is a *critical oversight*—obscuring the broader, evolving impacts of research. Ultimately, both corpus and LLM-based methods fail to provide a multidimensional view of scientific literature. To address these gaps, we propose **TaxoAdapt**, a framework that dynamically grounds LLM-based taxonomy construction to scientific corpora across multiple dimensions. TaxoAdapt operates on three core principles:

**Knowledge-augmented expansion leads to specialized, relevant taxonomies.** State-of-the-art LLMs struggle to accurately model specialized taxonomies in domains like computer science (Sun et al., 2024), particularly leaf-level entities. Existing LLM-based methods require pre-defined entity sets or are limited to entity-level context for taxonomy construction (Zeng et al., 2024; Chen et al., 2023), critically limiting the degree of domain-specific knowledge which they can exploit. Alternatively, TaxoAdapt leverages document-level reasoning; by using each paper’s title and abstract, it identifies *which* dimensions a paper contributes to (e.g., methods, datasets) and *how*. For example, as shown in Figure 1, when expanding the “Transformer” node under NLP methods, TaxoAdapt selectively analyzes papers centered on Transformer-based architectures (e.g., BERT)—helping to derive subcategories like “Encoder-Only”. Unlike mining important entities, this document-grounded approach enhances taxonomic precision by *aligning expansion with corpus knowledge specific to each dimension, layer, and node*.

**Hierarchical text classification provides crucial signals for targeted exploration.** Scientific fields evolve rapidly, with new subdomains emerging and existing ones merging or fading (Singh et al., 2022). Figure 1 illustrates this: Corpus A (2018–2022) emphasizes BERT-like encoders, while Corpus B (2022–present) highlights “RLHF” as a training method and “Instruction Following” as a key task behind InstructGPT and its successors. LLM-generated taxonomies often overlook such trends, favoring concepts broadly represented within the training data (e.g., high-level tasks like text classification). To address this, TaxoAdapt dynamically adapts the taxonomy by employing hierarchical text classification to determine *which nodes should be expanded and how*. A node with a high density of papers (e.g., RLHF) indicates further exploration and warrants *depth expansion* (e.g., Reward Model Training, Policy Optimization). Conversely, if a node has many unmapped papers (e.g., if “Decoder-Only” did not exist under “Transformer”), it signals parallel research to existing children (e.g., “Encoder-Only”), necessitating *width expansion*. Nodes with minimal presence in the corpus (e.g., LSTMs) will consequently not be explored further.

**Taxonomy-aware clustering enables meaningful expansion.** Multiple factors determine which entities should be used to expand a given node: (1) maintaining hierarchical, granular relationships (e.g., identify a *dimension-specific child* of “Transformer” and a *sibling* of “Encoder-Only”), (2) prioritizing presence within the corpus, and (3) minimizing redundancy. Recently, LLMs have shown strong entity clustering abilities (Viswanathan et al., 2023; Zhang et al., 2023). Thus, TaxoAdapt utilizes its knowledge of the dimension, layer, and papers mapped to the specific node being expanded to determine granularity-consistent candidate entities. It then utilizes this information to *guide the clustering* of the candidate entities, maximizing coverage while minimizing redundancy during expansion.

Overall, **TaxoAdapt** aligns the multidimensional taxonomy generation (and expansion) process to a corpus. We summarize our contributions below:

- To the best of our knowledge, **TaxoAdapt** is the *first* framework to ground LLM-based taxonomy construction to a corpus and study this task from multiple dimensions.
- We propose a novel classification-based ex-

pansion and clustering framework for targeted, meaningful corpus exploration.

- Through quantitative experiments and real-world case studies, we show that TaxoAdapt outperforms baselines in taxonomic coverage, granular-consistency, and adaptability to emerging research trends.

**Reproducibility:** Our dataset and code is available at <https://github.com/pkargupta/taxoadapt>.

## 2 Related Works

Prior research on taxonomy construction can be broadly categorized into three types: manual, corpus-driven, and LLM-based methods.

**Manual Curation.** Previous works (Bordea et al., 2016; Jurgens and Pilehvar, 2016; Yang et al., 2013) focused on extracting hand-crafted taxonomies from candidate nodes or designing systems to support the creation of human-assisted taxonomies. These taxonomies involve mostly manual work, making them expensive both during the creation process and for future maintenance, especially given the rapid evolution of scientific fields. Thus, ATC is highly needed.

**Corpus-driven Methods.** A line of research (Lu et al., 2024; Lee et al., 2022a,b; Zhang et al., 2018; Huang et al., 2020) employed clustering to extract entities and their relationships from the corpus, identifying semantically coherent concept terms to complete a given seed taxonomy. Alternatively, NetTaxo (Shang et al., 2020) leveraged the metadata of corpus documents as additional signals to construct taxonomies from scratch. Without clustering, HiExpan (Shen et al., 2018) utilized a relation extraction module to perform depth expansion. Although these approaches maintain a high degree of specificity to the corpus, their lack of LLM usage limits access to broader background knowledge, which is crucial for preserving hierarchical and granular node relationships.

**LLM-based Methods.** Many recent works explore the potential of leveraging LLMs for taxonomy expansion or construction. Researchers aimed to answer whether LLMs are good replacement of traditional taxonomies and knowledge graphs, and they found that LLMs still could not capture the highly specialized knowledge of taxonomies and leaf-level entities well (Sun et al.,

2024). In terms of LLM usage, prompting without explicit fine-tuning on any data outperformed fine-tuning-based methods (Chen et al., 2023). TaxoInstruct (Shen et al., 2024) unified three relevant tasks (entity set expansion, taxonomy expansion, and seed-guided taxonomy construction) by unleashing the instruction-following capabilities of LLMs. Although different iterative prompting approaches (Zeng et al., 2024; Gunn et al., 2024) have been proposed, there does not exist an LLM-based method that aligns well with the evolving scientific corpus to the best of our knowledge. This reinforces our motivation of designing TaxoAdapt.

## 3 Methodology

As shown in Figure 2, TAXOADAPT aims to align LLM taxonomy generation to a specific corpus, improving adaptability to evolving research corpora. Our framework synergizes both LLM general knowledge and corpus-specific knowledge for automatically constructing more rich and relevant taxonomies.

### 3.1 Preliminaries

#### 3.1.1 Problem Formulation

We assume that as input, the user provides a topic  $t$  (e.g., natural language processing), a set of dimensions  $D$  (e.g., tasks, datasets, methods, evaluation metrics), and a scientific corpus  $P$ . We assume that each paper  $p \in P$  is relevant to  $t$  and studies at least one  $d \in D$ . TaxoAdapt aims to output a set of  $|D|$  taxonomies  $T_{d \in D}$ , maximizing the quantity of papers  $p \in P$  mapped across all nodes  $n_d \in T_d$ . The topic  $t$  and dimension  $d \in D$  form the root topic  $n_0$  of each taxonomy  $T_d$  (e.g., “*natural language processing tasks*”). In order to provide an additional level of flexibility, we define each taxonomy as a directed acyclic graph (DAG) since certain nodes may have two parents (e.g., the scientific question answering (QA) task may be placed under both “question\_answering” and “scientific\_reasoning”).

#### 3.1.2 Initial LLM-Based Taxonomy Construction

Recent works (Chen et al., 2023; Sun et al., 2024; Zeng et al., 2024; Shen et al., 2024) have explored leveraging LLMs for taxonomy construction, showing their potential for generating high-level, general-purpose taxonomies (although, these are not guaranteed to be representative of a specific corpus). Given the difficulty of acquiring expert-curated taxonomies across multiple domains

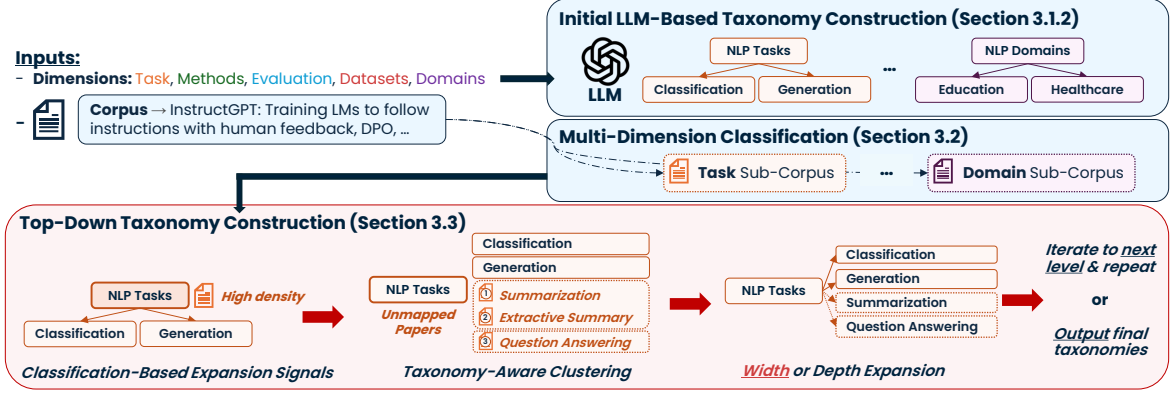


Figure 2: We propose **TAXOAdapt**, a framework which dynamically constructs a LLM-enhanced, corpus-specific taxonomy using classification-based expansion signals. The diagram demonstrates a *width* expansion example, but the same logic is applied to depth expansion (simply without the additional sibling context).

and the lack of methods addressing taxonomy construction across multiple dimensions, we utilize an LLM to generate  $|D|$  initial single-level taxonomies ( $T_{d \in D}$ ) for **TaxoAdapt** to expand. This allows us to demonstrate TaxoAdapt’s effectiveness while minimizing user input requirements. Nonetheless, this taxonomy can also be replaced by any specific taxonomy which the user desires.

### 3.1.3 Taxonomy Expansion

Taxonomy expansion involves *both* **depth** and **width** expansions of a provided taxonomy,  $T_d$ . We formally define these below:

**Definition 1 (DEPTH EXPANSION)** *Expanding a leaf node  $n_{i,d} \in T_d$  by identifying a set of child entities  $n_{j,d}^i \in N_d^i$ , which topically falls under  $n_{i,d}$  and contains equally granular entities (e.g.,  $n_{1,d}^i$  and  $n_{2,d}^i$  should be equally topically specific).*

**Definition 2 (WIDTH EXPANSION)** *Expanding the children of a non-leaf node  $n_{i,d}$ , where its existing children  $n_{j,d}^i \in N_d^i$  represent an incomplete set of entities that need to be further completed by additional, unique sibling nodes,  $n_d^i \in N_d^i$ .  $N_d^i$  and  $N_d^i$  are non-overlapping and at the same level of granularity.*

Note that we do not assume a user-provided set of entities for either, which has historically been the case (Zeng et al., 2024; Shen et al., 2018).

## 3.2 Multi-Dimension Classification

Scientific literature is inherently multifaceted, with individual papers often contributing to multiple aspects of a domain—such as tasks, methodologies, and datasets. Thus, we must construct a *set* of taxonomies  $T_{d \in D}$  that captures the diverse aspects of

scientific knowledge. TaxoAdapt seeks to *align* taxonomy  $T_d$ ’s construction with the dimension-specific contributions featured within a corpus. Thus, we study if and how to minimize the noise present from papers that do not make any contributions towards dimension  $d$ . For example, a paper that only proposes a new text classification dataset, but still utilizes standard F1-metrics would introduce noise for constructing the “evaluation method” taxonomy and consequently, may be omitted. To explore this, we partition the corpus based on the dimensions each paper contributes to before we perform taxonomy expansion.

We treat this task as a multi-label classification problem. Recent works have shown that LLMs are successful at fine-grained classification in a multitude of domains (Zhang et al., 2024b,a). Thus, we prompt the LLM to classify the paper  $p$ , where in-context, we provide the dimension options and their definitions. We define each dimension  $d \in D$  with respect to the type of contribution we would expect a paper  $p_{i,d}$  to make. By default, we assume each paper always falls under the task dimension. We make this assumption because every work has a contribution that is aligned to a specific goal/task. Ultimately, we utilize the output labels for each paper  $p \in P$  in order to partition the corpus  $P$  into  $|D|$  potentially overlapping subsets:  $P_d \subseteq P$ . We define each of our selected dimensions below:

- **Task:** We assume all papers are associated with a task.
- **Methodology:** A paper that *introduces, explains, or refines a method or approach*, providing theoretical foundations, implementation details, and empirical evaluations to advance the state-of-the-art or solve specific problems.
- **Datasets:** *Introduces a new dataset*, detailing its creation, structure, and intended use, while providing analysis or



benchmarks to demonstrate its relevance and utility. It focuses on advancing research by addressing gaps in existing datasets/performance of SOTA models or enabling new applications in the field.

- **Evaluation Methods:** A paper that *assesses the performance, limitations, or biases of models, methods, or datasets* using systematic experiments or analyses. It focuses on benchmarking, comparative studies, or proposing new evaluation metrics or frameworks to provide insights and improve understanding in the field.
- **Real-World Domains:** A paper which demonstrates the use of techniques to solve specific, *real-world problems or address specific domain challenges*. It focuses on practical implementation, impact, and insights gained from applying methods in various contexts. Examples include: product recommendation systems, medical record summarization, etc.

### 3.3 Top-Down Taxonomy Construction

An LLM-generated taxonomy may not sufficiently capture all the topics within a corpus, especially in emerging research areas. These areas are underrepresented in the LLMs’ general-purpose background knowledge but are highly represented within the input corpus (e.g., the node “*RLHF*” in Figure 1). Given that domain-specific trends are continually evolving in scientific literature, we must ensure that both the *depth* and *breadth* of the underlying research landscape are accurately represented.

To determine which nodes require deeper exploration, we employ hierarchical classification. Adapting an LLM-based text classification model (Zhang et al., 2024b), we enrich the taxonomy nodes (e.g., by adding keywords) to support top-down classification from  $n_{i,d}$  to  $n_{j,d}^i$ . Specifically, given a dimension-specific paper  $p$  mapped to  $n_{i,d}$ , we adapt this model to determine whether  $p$  (based on its title and abstract) maps to any child node  $n_{j,d}^i \in N_d^i$  via multi-label classification using node labels and descriptions. We define  $n_{i,d}$ ’s **density**  $\rho(n_{i,d})$  as the *number of papers*  $|P_{i,d}|$  mapped to it, leveraging  $\rho(n_{i,d})$  to decide whether its children (or lack thereof) should be expanded.

#### 3.3.1 Depth & Width Expansion Signals

When many papers accumulate at a given leaf node  $n_{i,d}$ , as indicated by a high value of  $\rho(n_{i,d})$ , it suggests that the topic represented by  $n_{i,d}$  is being explored in greater depth within the corpus— which the current taxonomy does not adequately reflect. Longer taxonomy paths signify popular research topics within the corpus. Figure 1 illustrates this: the path to “*bidirectional*” is significantly deeper than to “*rule-based*”, reflecting the rise of bidirectional pre-trained language models in Corpus

A and the subsequent decline of rule-based methods. In this scenario, if  $\rho(n_{i,d}) \geq \delta$  (user-specified threshold), TaxoAdapt performs **depth expansion** (Definition 1) by identifying a set of child entities  $N_d^i$  that partition the topic into finer, granularity-consistent subtopics. For instance, as shown in Figure 1, if  $\rho(\text{“encoder-only”}) \geq \delta$ , this warrants further decomposition— such as deepening the path to include “*pre-training techniques*”— to capture the ongoing, specialized research in that area.

A **complementary** signal is provided by the **unmapped density**  $\tilde{\rho}(n_{i,d})$  of a non-leaf node. This arises when a node  $n_{i,d}$  has a significant number of papers mapped to it (a high  $\rho(n_{i,d})$ ) that are not allocated to any of its existing child nodes  $N_d^i$ .

**Definition 3 (UNMAPPED DENSITY)** Let  $P_{i,d}$  denote the set of all papers associated with node  $n_{i,d}$ , and let  $n_{j,d} \in N_d^i$  denote the set of children under node  $n_{i,d}$ . The unmapped density is then given by:

$$\tilde{\rho}(n_{i,d}) = \left| P_{i,d} - \bigcup_{j=0}^{|N_d^i|} P_{j,d} \right| \quad (1)$$

If  $\tilde{\rho}(n_{i,d})$  exceeds a predefined threshold  $\delta$ , this indicates that a significant portion of the corpus within  $n_{i,d}$  is not adequately represented by its current children. In such cases, TaxoAdapt initiates **width expansion** by generating additional, non-overlapping sibling nodes  $n_{j,d}^i \in N_d^i$  to cover the underrepresented research areas. For instance, the “*decoder-only*” node in Figure 1, where a high  $\tilde{\rho}(\text{“NLP Methods”})$  signaled that the single “*encoder-only*” node did not adequately capture the surge in decoder-only architectures. Once node  $n_{i,d}$  is triggered for either depth or width expansion, TaxoAdapt determines the new set of child entities  $N_d^i$  through a pseudo-label clustering procedure (Section 3.3.2).

#### 3.3.2 Taxonomy-Aware Clustering

Assuming that node  $n_{i,d}$  has been marked for expansion, we must identify a set of child entities ( $N_d^i$  if  $n_{i,d}$  is a leaf node, otherwise  $N_d^i$ ) which satisfy the following criteria:

1. *Maintaining* the hierarchical, granular *relationships* which currently exist within the taxonomy (parent-child and sibling-sibling relationships).
2. *Maximizing presence* within either the set of unmapped papers  $\tilde{\rho}(n_{i,d})$  (width expansion), or  $\rho(n_{i,d})$  (depth expansion).

### 3. Minimizing redundancy between the child entities $N_d^i \cup N_d^i$ .

**Subtopic Pseudo-Labeling.** In order to maintain the hierarchical relationships within the taxonomy, we utilize the LLM to generate dimension and granularity-preserving pseudo-labels based on each paper  $p_{i,d} \in P_{i,d}$ ’s title and abstract. We prompt the LLM to determine its dimensional subtopic relative to  $n_{i,d}$  as its parent ( $n_{i,d}$ ’s label, dimension, description, and path of ancestors) and  $n_{i,d}$ ’s existing children, if any.

**Subtopic Clustering.** Given that each paper is represented by its corresponding pseudo-label, clustering these pseudo-labels allows us to *maximize* the number of papers ( $\tilde{\rho}(n_{i,d})$  or  $\rho(n_{i,d})$ ) represented. Moreover, effective clustering inherently minimizes redundancy as it aims to produce distinct, non-overlapping sets of papers. We specifically exploit LLM’s clustering abilities (Viswanathan et al., 2023; Zhang et al., 2023) as this allows us to easily integrate dimension and granularity-specific information into the context and preserve these features within our clusters. Including the same context provided during Subtopic Pseudo-Labeling, in addition to the complete list of paper-subtopic pseudo-labels, we prompt an LLM to determine the primary sub-[dimension] topic clusters (e.g., sub-task, sub-methodology) that would best encompass the list of pseudo-labels, providing a label and description for each cluster. These generated clusters consequently form  $N_d^i$  if  $n_{i,d}$  is a leaf node (depth expansion) and otherwise  $N_d^i$  (width expansion).

We iteratively classify, identify expansion signals, and perform taxonomy-aware clustering level-by-level. We provide the full top-down taxonomy construction algorithm in Algorithm 1. Ultimately, this process ends when either no nodes are signaled for expansion or the maximum taxonomy depth is reached—outputting our final  $T_d, \forall d \in D$ .

## 4 Experimental Design

We explore TAXOADAPT’s performance using a hybrid of both open (Llama-3.1-8B-Instruct) and closed source (GPT-4o-mini) models. We do this to showcase how we can optimize the cost of the classification and pseudo-labeling steps (both run on Llama) while not needing to sacrifice performance. We discuss our experiment setting details in Appendix A.

### Algorithm 1 Top-Down Taxonomy Expansion

---

**Require:** Topic  $t$ , Dimension  $d \in D$ , Corpus  $P$ , density\_thresh =  $\delta$ , max\_depth =  $l$

```

1:  $T_d \in T \leftarrow \text{initialize\_taxonomy}(t, D)$  { $T.\text{depth} = 0$ }
2:  $P_d \subseteq P \leftarrow \text{multi\_dim\_class}(t, D)$  {Section 3.2}
3:  $q = \text{queue}(\forall T_d \in T)$ 
4: while  $\text{len}(q) > 0$  and  $T.\text{depth} \leq l$  do
5:    $n_{i,d} \leftarrow \text{pop}(q)$ 
6:   if  $\text{isLeaf}(n_{i,d})$  then
7:      $n_{j,d}^i \in N_d^i \leftarrow \text{expand\_depth}(n_{i,d}, t)$  {Section 3.3.2}
8:      $q.\text{append}(n_{i,d})$ 
9:   else
10:     $\text{classify\_children}(n_{i,d}, t, d)$  {Section 3.3.1}
11:    if  $\tilde{\rho}(n_{i,d}) > \delta$  then
12:       $n_{j,d}^i \in N_d^i \leftarrow \text{expand\_width}(n_{i,d}, t)$  {Section 3.3.2}
13:      if  $|N_d^i| > 0$  then
14:         $\text{classify\_children}(n_{i,d}, t, d)$ 
15:      for  $n_{j,d}^i \in N_d^i$  do
16:        if  $n_{j,d}^i.\text{level} < l$  and  $\rho(n_{j,d}^i) > \delta$  then
17:           $q.\text{append}(n_{j,d}^i)$ 
18: return  $T$ 

```

---

### 4.1 Dataset

In order to evaluate TAXOADAPT’s abilities to adapt to different corpora and reflect evolving research topics, we select several conferences spanning different subdomains within computer science. These conferences and their respective sizes are shown in Table 1, where we collect the title and abstract for each paper. We choose to explore our method specifically within computer science such that our dimensions can remain consistent across all conferences: task, methodology, dataset, evaluation methods, and real-world domains. We also include one conference from two different years (e.g., EMNLP’22 and EMNLP’24) in order to showcase how our method reflects the evolution of its respective field.

Table 1: Topic  $t$  and number of papers (size) per dataset.

Conference	Size	Topic $t$
EMNLP 2022	828	Natural Language Processing
EMNLP 2024	2954	
ICRA 2020	1000	Robotics
ICLR 2024	2260	Deep Learning
<b>Total Papers</b>	<b>7,042</b>	

### 4.2 Baselines

TaxoAdapt aligns LLM-based taxonomy construction to a specialized, multidimensional corpus. Consequently, we choose to compare our method with both *corpus-driven* and *LLM-based*

approaches. Note that all LLM-based baselines utilize GPT-4o-mini as their underlying model. We provide detailed information on each baseline in Appendix B.

1. **LLM-Only**  $\rightarrow$  **Chain-of-Layer** (Zeng et al., 2024): Given a set of entities, solely relies on an LLM (*no corpus*) to select relevant candidate entities for each taxonomy layer and construct the taxonomy from top to bottom.
2. **LLM + Corpus**  $\rightarrow$  **Prompting-Based**: An iterative baseline which prompts the LLM to identify relevant papers to the dimension, child nodes, and their corresponding papers.
3. **Corpus-Only**  $\rightarrow$  **TaxoCom** (Lee et al., 2022a): A corpus-driven, handcrafted taxonomy completion framework that clusters terms from the input corpus to recursively expand a handcrafted seed taxonomy.
4. **No-Dim** and **No-Clustering** are TaxoAdapt ablations which remove the dimension-specific partitioning and subtopic clustering respectively.

### 4.3 Evaluation Metrics

We design a thorough automatic evaluation suite using GPT-4o and GPT-4o-mini to determine the quality of our generated taxonomies, using both node-level and taxonomy-level metrics. For each judgment, we ask the LLM to provide additional rationalization (all prompts are in Appendix H):

- **(Node-Wise) Path Granularity**: Does the path to node  $n_{i,d}$  preserve the hierarchical relationships between its entities (is each child  $n_j^i$  more specific than the parent  $n_{i,d}$ )? Scored 0 or 1 by GPT-4o.
- **(Level-Wise) Sibling Coherence**: Determine whether a set of siblings  $n_j \in N^i$  of parent node  $n_{i,d}$  form a coherent set with the same level of specificity and granularity. Scored from 0 to 1 by GPT-4o.
- **(Node-Wise) Dimension Alignment**: Is the node  $n_{i,d}$  relevant to the *dimension*  $d$  of the root topic  $t$ ? Scored 0 or 1 by GPT-4o.
- **(Node-Wise) Paper Relevance**: Is the node  $n_{i,d}$  relevant to at least 5% of the corpus? Scored 0 or 1 per node by GPT-4o-mini (due to longer paper context and thus, cost). Final score is averaged across all nodes.
- **(Level-Wise) Coverage**: Given a set of siblings  $n_j \in N^i$  of parent node  $n_{i,d}$ , determine what portion of relevant papers of  $n_{i,d}$  are covered

by (relevant to) at least one node in the siblings. Scored by GPT-4o-mini (due to longer paper context and thus, cost).

In addition to this automatic evaluation, we also conduct a supplementary human evaluation for these evaluation metrics. We provide the LLM-human agreement analysis in Appendix C. We also provide human evaluation of the subtopic pseudo-labeling and clustering steps (Section 3.3.2) in Appendix D.

## 5 Experimental Results

**Overall Performance & Analysis.** Table 2 shows the performance of TAXOADAPT compared with the baselines on a wide variety of node, level, and taxonomy-wise metrics. From the results, we can see that TaxoAdapt’s taxonomies are 26.51% *more granularity-preserving*, 50.41% *more coherent*, 5.16% *more dimension-specific*, 5.18% *more relevant* to the corpus, and 9.07% *more representative* of the corpus, compared to the most competitive baseline across all datasets and dimensions. These results indicate that TaxoAdapt is *significantly better* at aligning to a corpus across multiple dimensions, *while still greatly improving the structural integrity of the constructed taxonomies*. Based on our thorough set of experiments, we are able to draw several interesting insights:

**TAXOADAPT constructs well-balanced, cohesive taxonomies.** We observe that the baselines tend to generate significantly imbalanced taxonomies, where several of the nodes have only a *single child*. Furthermore, each level tends to have an *uncohesive mixture of granularities* (e.g., “*Sentiment Analysis*”, “*Emotion Detection*” as siblings). This is especially the case for TaxoCom, which has a significantly low path granularity while having the highest relevance and coverage score. This is due to it selecting highly coarse-grained nodes (e.g., *NLP tasks*  $\rightarrow$  *significant improvements*  $\rightarrow$  *closed source, out of domain, text based, ...*). In contrast, TaxoAdapt preserves the hierarchical relationships between the topics of taxonomy with cohesive sets of children for each non-leaf node, where the children  $n_j^i \in N^i$  of node  $n_i$  have high relevance and coverage of  $n_i$ ’s corresponding set of papers  $P_i$ . Furthermore, each child node  $n_j^i$  is relevant to at least 5% of the papers within the corpus  $P$ , reflected in increased path granularity, sibling cohesiveness, and coverage scores shown in Table 2. We can attribute these gains to TaxoAdapt’s hi-

Table 2: Comparison of models on all datasets, averaged across all dimensions. All values are normalized and scaled by 100. The highest scores for each metric are **bolded**, and the second-highest scores are marked with a <sup>†</sup>.

Models	EMNLP'22					EMNLP'24				
	Path	Sib	Dim	Rel	Cover	Path	Sib	Dim	Rel	Cover
Chain-of-Layers	46.87	67.67	94.61	77.65	50.54	49.56	67.67 <sup>†</sup>	92.56 <sup>†</sup>	82.13	48.66
With-Corpus LLM	66.14	33.93	88.82	72.87	39.35	49.51	29.74	83.56	84.13 <sup>†</sup>	39.20
TaxoCom	23.85	33.89	89.81	<b>91.31</b>	<b>64.53</b>	13.89	59.42	86.97	<b>95.96</b>	64.81
TaxoAdapt	81.09	<b>82.92</b>	<b>100.00</b>	82.69 <sup>†</sup>	55.81 <sup>†</sup>	83.04	<b>77.86</b>	98.04	88.76 <sup>†</sup>	60.29 <sup>†</sup>
- No Dim	<b>88.47</b>	82.30	99.49	81.46	62.26	<b>89.98</b>	76.97	<b>99.05</b>	86.23	<b>66.42</b>
- No Clustering	76.45 <sup>†</sup>	69.33 <sup>†</sup>	98.49 <sup>†</sup>	81.63	50.38	65.15 <sup>†</sup>	62.15	92.31	80.22	60.80

Models	ICRA'20					ICLR'24				
	Path	Sib	Dim	Rel	Cover	Path	Sib	Dim	Rel	Cover
Chain-of-Layers	52.92	43.46	95.06	95.00	55.96	40.75	43.16	95.92	69.66	48.50
With-Corpus LLM	74.58	32.54	97.34	94.18	45.50	70.44	29.70	88.37	67.78	33.62
TaxoCom	43.05	54.21	99.06 <sup>†</sup>	96.28 <sup>†</sup>	60.75 <sup>†</sup>	30.00	67.00	91.27	<b>86.88</b>	56.25 <sup>†</sup>
TaxoAdapt	86.69	<b>91.59</b>	<b>100.00</b>	<b>97.82</b>	52.09	78.93 <sup>†</sup>	<b>81.47</b>	99.62 <sup>†</sup>	71.99 <sup>†</sup>	53.96
- No Dim	<b>91.82</b>	89.59 <sup>†</sup>	<b>100.00</b>	92.95	<b>67.97</b>	<b>86.32</b>	76.45 <sup>†</sup>	<b>100.00</b>	69.45	<b>62.54</b>
- No Clustering	87.74 <sup>†</sup>	85.76	<b>100.00</b>	93.97	50.86	65.69	67.85	93.13	68.56	54.60

Table 3: Standard deviation of model performance across all **datasets and dimensions**.

Models	Path	Sib	Dim	Rel	Cover
Chain-of-Layers	0.078	0.109	0.008	0.043	0.005
With-Corpus LLM	0.054	0.036	0.010	0.027	<b>0.004</b>
TaxoCom	0.041	0.035	0.039	<b>0.016</b>	0.022
TaxoAdapt	<b>0.027</b>	<b>0.021</b>	<b>0.007</b>	0.043	0.015

erarchical classification and taxonomy-aware clustering steps based on the lower performance of ablation, *No Clustering*. We also note that *TaxoAdapt* primarily uses Llama-3.1-8B as its backbone model for classification and clustering, which is a significantly weaker model than the baselines' complete dependence on GPT-4o-mini.

**TAXOADAPT is robust to different research dimensions.** In addition to each of TaxoAdapt's nodes  $n_{i,d} \in T_d$  better reflecting its corresponding dimension (**Dim**), TaxoAdapt exhibits robustness to the different research dimensions. Specifically, Table 3 showcases the standard deviation of each model's scores averaged across all dimensions and datasets. We observe that TaxoAdapt features the **lowest standard deviations** across all granularity metrics, while simultaneously scoring the highest for each (Table 2). We further explore this finding through ablation "*No-Dim*", which removes the initial dimension-specific partitioning of the corpus  $P$  into  $P_{d \in D} \subset P$  (Section 3.2). We observe that

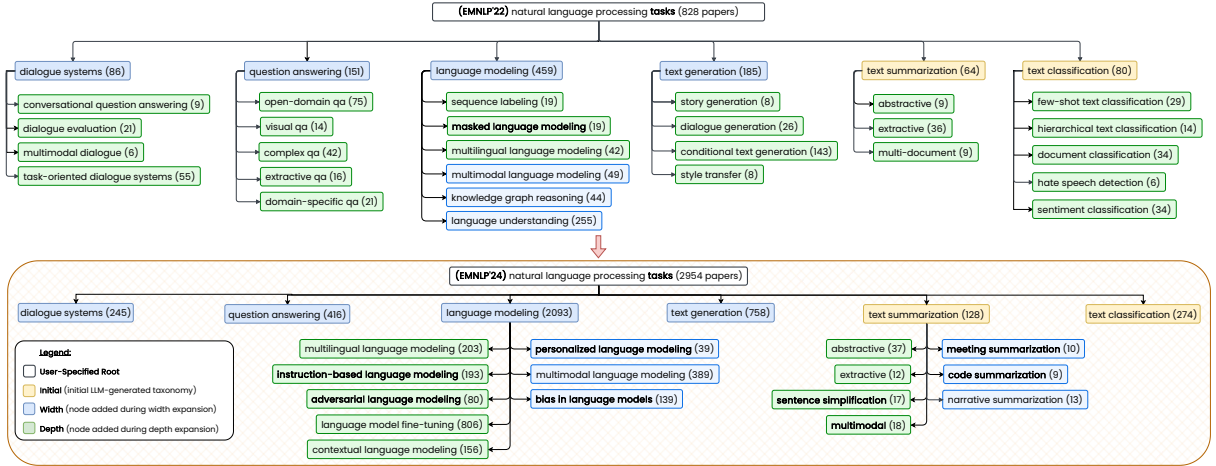
partitioning the corpus improves granularity, but also negatively impacts relevance and coverage—only a narrowed, dimension-specific pool is considered *relevant* for dimension-specific taxonomy construction.

**TAXOADAPT constructs taxonomies which reflect evolving research.** In Figure 3, we demonstrate how TaxoAdapt's taxonomies adapt to corpora from different eras of natural language processing research (EMNLP'22  $\rightarrow$  EMNLP'24). We showcase the task dimension, where due to the rapid increase in EMNLP submissions and accepted papers, features more nodes overall (**EMNLP'22**: 62 nodes; **EMNLP'24**: 99 nodes). Furthermore, between the two conference years, we see certain nodes fall in research presence (e.g., *masked language modeling*) and others significantly rise (e.g., *language modeling*, *instruction-based language models*, *bias in language models*). We also see certain research trends start to arise as a result of performing *width* expansion based on initially unmapped papers (e.g., *personalized language models*). Overall, Figure 3 demonstrates the power of **considering classification-based signals** for **knowledge-augmented expansion**. We include an additional case study of how the taxonomy evolves for the real-world domain dataset using the EMNLP datasets in Appendix G.

**Open-Source-Only Performance.** As mentioned in Section 4, we optimize the cost of



Figure 3: We show the evolution of NLP Tasks from EMNLP’22 to EMNLP’24. Due to space constraints, we **highlight specific subtrees of interest**, emphasizing nodes which feature commonly-known topical trends within NLP. We also show the number of papers that TaxoAdapt maps to each of the nodes (Section 3.3) in parentheses.



Models	EMNLP’22					ICRA’20				
	Path	Sib	Dim	Rel	Cover	Path	Sib	Dim	Rel	Cover
Chain-of-Layers	46.87	67.67	94.61	77.65	50.54	52.92	43.46	95.06	95.00	55.96 <sup>†</sup>
With-Corpus LLM	66.14	33.93	88.82	72.87	39.35	74.58	32.54	97.34	94.18	45.50
TaxoCom	23.85	33.89	89.81	<b>91.31</b>	<b>64.53</b>	43.05	54.21	99.06	96.28	<b>60.75</b>
TaxoAdapt ( + )	<b>81.09</b>	<b>82.92</b>	<b>100.00</b>	82.69	55.81 <sup>†</sup>	86.69 <sup>†</sup>	91.59 <sup>†</sup>	<b>100.00</b>	97.82 <sup>†</sup>	52.09
TaxoAdapt	69.92 <sup>†</sup>	74.33 <sup>†</sup>	98.70 <sup>†</sup>	88.69 <sup>†</sup>	51.95	<b>92.08</b>	<b>95.11</b>	<b>100.00</b>	<b>98.20</b>	49.10

Table 4: Comparison of performance across models on EMNLP’22 and ICRA’20 datasets.

TaxoAdapt by assigning certain tasks to open-source models as opposed to closed-source: (1) **Llama-3.1-8B**: Dimension classification + hierarchical classification signals + subtopic pseudo-labeling; (2) **GPT-4o-mini**: Preliminary/initial taxonomy construction (Section 3.1.2; considered as input into our core framework) and subtopic clustering. Hence, our core framework is built heavily using an open-source model, Llama-3.1. We demonstrate our method’s performance using entirely an open-source model on the EMNLP’22 and ICRA’20 datasets in Table 4.

As we can see through TaxoAdapt’s results using *only an 8B open-source model*, its performance across both of the datasets is still *very competitive compared to the GPT-based baselines*, even exceeding our main Llama-GPT variant of TaxoAdapt. This shows that TaxoAdapt is **very robust to different model settings**.

**Synergizing LLM General and Corpus-Specific Knowledge.** Appendix E presents a case study and discussion which showcases the power of our corpus-driven, taxonomy-aware framework

in synergizing both an LLM’s general knowledge and the corpus-specific knowledge for generating more rich and relevant taxonomies.

**Non-CS Domain Robustness.** Appendix F provides an additional quantitative study on TaxoAdapt’s performance for a biology dataset— showcasing that TaxoAdapt still achieves *high performance even within more specialized domains*.

## 6 Conclusion

We introduce **TaxoAdapt**, a novel framework for constructing multidimensional taxonomies aligned with evolving research corpora using LLMs. TaxoAdapt dynamically adapts to corpus-specific trends and research dimensions. Our comprehensive experiments demonstrate that TaxoAdapt significantly outperforms existing methods in granularity preservation, dimensional specificity, and corpus relevance. These results highlight TaxoAdapt’s capabilities as a scalable, multidimensional, and dynamically adaptive method for organizing scientific knowledge in rapidly evolving domains.

## 7 Limitations

TaxoAdapt relies on LLMs to classify papers into specific dimensions. Although existing works have shown the success of LLMs on fine-grained classification, this classification relies on the parametric knowledge of LLMs, which could be a limitation when LLMs' knowledge becomes outdated. For example, when a dataset paper proposes a new benchmark that has the same (or similar) name as an existing methodology, LLMs might incorrectly assign it to the methodology dimension. However, this is a rare edge case, and TaxoAdapt already generates more dimension-specific taxonomies than baselines as discussed above.

The potential downstream use cases of this taxonomy is to assist with better retrieval (Kang et al., 2024) and as a more experimental idea, exploit TaxoAdapt's coarse and fine-grained signals of where the field is going to inform LLM-based research assistants of both:

1. a comprehensive idea of what potential dimension-specific techniques are “available” and on-the-rise.
2. which areas are under-explored for a specific dimension, relative to the research problem they are trying to solve.

As these rely on more specialized adaptations of our method (and thus are out of scope), we leave it to future work to explore these potential avenues.

## 8 Acknowledgements

This work was supported by the National Science Foundation Graduate Research Fellowship. This research used the DeltaAI advanced computing and data resource, which is supported by the National Science Foundation (award OAC 2320345) and the State of Illinois. DeltaAI is a joint effort of the University of Illinois at Urbana-Champaign and its National Center for Supercomputing Applications.

## References

- Karan Aggarwal, Maad M Mijwil, Abdel-Hameed Al-Mistarehi, Safwan Alomari, Murat Gök, Anas M Zein Alaabdin, Safaa H Abdulrhman, et al. 2022. Has the future started? the current growth of artificial intelligence, machine learning, and deep learning. *Iraqi Journal for Computer Science and Mathematics*, 3(1):115–123.
- Georgeta Bordea, Els Lefever, and Paul Buitelaar. 2016. Semeval-2016 task 13: Taxonomy extraction evaluation (texeval-2). In *Proceedings of the 10th international workshop on semantic evaluation (semeval-2016)*, pages 1081–1091.
- Lutz Bornmann, Robin Haunschild, and Rüdiger Mutz. 2021. Growth rates of modern science: a latent piecewise growth curve approach to model publication numbers from established and new literature databases. *Humanities and Social Sciences Communications*, 8(1):1–15.
- Boqi Chen, Fandi Yi, and Dániel Varró. 2023. Prompting or fine-tuning? a comparative study of large language models for taxonomy construction. In *2023 ACM/IEEE International Conference on Model Driven Engineering Languages and Systems Companion (MODELS-C)*, pages 588–596. IEEE.
- Michael Gunn, Dohyun Park, and Nidhish Kamath. 2024. [Creating a fine grained entity type taxonomy using llms](#). Preprint, arXiv:2402.12557.
- Jiaxin Huang, Yiqing Xie, Yu Meng, Yunyi Zhang, and Jiawei Han. 2020. Corel: Seed-guided topical taxonomy construction by concept learning and relation transferring. In *Proceedings of the 26th ACM SIGKDD International Conference on Knowledge Discovery & Data Mining*, pages 1928–1936.
- David Jurgens and Mohammad Taher Pilehvar. 2016. Semeval-2016 task 14: Semantic taxonomy enrichment. In *Proceedings of the 10th international workshop on semantic evaluation (SemEval-2016)*, pages 1092–1102.
- SeongKu Kang, Yunyi Zhang, Pengcheng Jiang, Dongha Lee, Jiawei Han, and Hwanjo Yu. 2024. [Taxonomy-guided semantic indexing for academic paper search](#). In *Proceedings of the 2024 Conference on Empirical Methods in Natural Language Processing*, pages 7169–7184, Miami, Florida, USA. Association for Computational Linguistics.
- Dongha Lee, Jiaming Shen, Seongku Kang, Susik Yoon, Jiawei Han, and Hwanjo Yu. 2022a. [Taxocom: Topic taxonomy completion with hierarchical discovery of novel topic clusters](#). In *Proceedings of the ACM Web Conference 2022, WWW '22*, page 2819–2829, New York, NY, USA. Association for Computing Machinery.
- Dongha Lee, Jiaming Shen, Seonghyeon Lee, Susik Yoon, Hwanjo Yu, and Jiawei Han. 2022b. [Topic taxonomy expansion via hierarchy-aware topic phrase generation](#). In *Findings of the Association for Computational Linguistics: EMNLP 2022*, pages 1687–1700, Abu Dhabi, United Arab Emirates. Association for Computational Linguistics.
- Xueqing Liu, Yangqiu Song, Shixia Liu, and Haixun Wang. 2012. Automatic taxonomy construction from keywords. In *Proceedings of the 18th ACM SIGKDD international conference on Knowledge discovery and data mining*, pages 1433–1441.

- Yuyin Lu, Hegang Chen, Pengbo Mao, Yanghui Rao, Haoran Xie, Fu Lee Wang, and Qing Li. 2024. [Self-supervised topic taxonomy discovery in the box embedding space](#). *Transactions of the Association for Computational Linguistics*, 12:1401–1416.
- Long Ouyang, Jeffrey Wu, Xu Jiang, Diogo Almeida, Carroll Wainwright, Pamela Mishkin, Chong Zhang, Sandhini Agarwal, Katarina Slama, Alex Ray, et al. 2022. Training language models to follow instructions with human feedback. *Advances in neural information processing systems*, 35:27730–27744.
- Jingbo Shang, Xinyang Zhang, Liyuan Liu, Sha Li, and Jiawei Han. 2020. Nettetaxo: Automated topic taxonomy construction from text-rich network. In *Proceedings of the web conference 2020*, pages 1908–1919.
- Jiaming Shen, Zeqiu Wu, Dongming Lei, Chao Zhang, Xiang Ren, Michelle T Vanni, Brian M Sadler, and Jiawei Han. 2018. Hiexpand: Task-guided taxonomy construction by hierarchical tree expansion. In *Proceedings of the 24th ACM SIGKDD International Conference on Knowledge Discovery & Data Mining*, pages 2180–2189.
- Yanzhen Shen, Yu Zhang, Yunyi Zhang, and Jiawei Han. 2024. A unified taxonomy-guided instruction tuning framework for entity set expansion and taxonomy expansion. *arXiv preprint arXiv:2402.13405*.
- Chakresh Kumar Singh, Emma Barne, Robert Ward, Liubov Tupikina, and Marc Santolini. 2022. Quantifying the rise and fall of scientific fields. *PloS one*, 17(6):e0270131.
- Yushi Sun, Hao Xin, Kai Sun, Yifan Ethan Xu, Xiao Yang, Xin Luna Dong, Nan Tang, and Lei Chen. 2024. Are large language models a good replacement of taxonomies? *arXiv preprint arXiv:2406.11131*.
- Vijay Viswanathan, Kiril Gashteovski, Carolin Lawrence, Tongshuang Wu, and Graham Neubig. 2023. Large language models enable few-shot clustering. *arXiv preprint arXiv:2307.00524*.
- Hui Yang, Alistair Willis, David Morse, and Anne de Roeck. 2013. [Literature-driven curation for taxonomic name databases](#). In *Proceedings of the Joint Workshop on NLP&LOD and SWAIE: Semantic Web, Linked Open Data and Information Extraction*, pages 25–32, Hissar, Bulgaria. INCOMA Ltd. Shoumen, BULGARIA.
- Qingkai Zeng, Yuyang Bai, Zhaoxuan Tan, Shangbin Feng, Zhenwen Liang, Zhihan Zhang, and Meng Jiang. 2024. Chain-of-layer: Iteratively prompting large language models for taxonomy induction from limited examples. In *Proceedings of the 33rd ACM International Conference on Information and Knowledge Management*, pages 3093–3102.
- Chao Zhang, Fangbo Tao, Xiushi Chen, Jiaming Shen, Meng Jiang, Brian Sadler, Michelle Vanni, and Jiawei Han. 2018. Taxogen: Unsupervised topic taxonomy construction by adaptive term embedding and clustering. In *Proceedings of the 24th ACM SIGKDD International Conference on Knowledge Discovery & Data Mining*, pages 2701–2709.
- Yazhou Zhang, Mengyao Wang, Chenyu Ren, Qiuchi Li, Prayag Tiwari, Benyou Wang, and Jing Qin. 2024a. Pushing the limit of llm capacity for text classification. *arXiv preprint arXiv:2402.07470*.
- Yunyi Zhang, Ruozhen Yang, Xueqiang Xu, Rui Li, Jinfeng Xiao, Jiaming Shen, and Jiawei Han. 2024b. Teleclass: Taxonomy enrichment and llm-enhanced hierarchical text classification with minimal supervision. *arXiv preprint arXiv:2403.00165*.
- Yuwei Zhang, Zihan Wang, and Jingbo Shang. 2023. Clusterllm: Large language models as a guide for text clustering. In *Proceedings of the 2023 Conference on Empirical Methods in Natural Language Processing*, pages 13903–13920.

## A Experimental Settings

We explore **TAXOADAPT**’s performance using a hybrid of both open (Llama-3.1-8B-Instruct) and closed source (GPT-4o-mini) models. We do this to showcase how we can optimize the cost of the classification and pseudo-labeling steps (both run on Llama) while not needing to sacrifice performance. We construct initial, deterministic single-level taxonomies using GPT-4o-mini (Section 3.1.2). For all other modules of our framework, we sample from the top 1% of the tokens and set the temperature to 0.1. We set the density threshold  $\delta = 40$  papers and the maximum depth  $l = 2$ . Assuming that the depth of the root is 0 and due to the nature of the task, the size of the taxonomy has the potential to grow exponentially, especially given that the number of child nodes to be inserted is dynamically chosen. Hence, we set the maximum number of levels in the constructed taxonomy to be three ( $l = 2$ ). For  $\delta$ , we choose this by identifying a reasonable number of papers that can fall under a fine-grained category of sufficient interest (avoiding the construction of a very large taxonomy with extremely fine-grained topics). We do not set a dynamic threshold purposefully, so that the expansion can also be influenced by the growth of the field.

## B Baselines

Our primary motivation for TaxoAdapt is to demonstrate its capabilities of aligning the LLM-based taxonomy construction to a specialized, multidimensional corpus. Consequently, we choose to compare our method with both *corpus-driven* and *LLM-based* approaches. Note that all LLM-based

baselines utilize GPT-4o-mini as their underlying model.

1. **LLM-Only**  $\rightarrow$  **Chain-of-Layer (Zeng et al., 2024)**: A method which is provided a set of entities and solely relies on an LLM (*no corpus*) to select relevant candidate entities for each taxonomy layer and gradually build the taxonomy from top to bottom. We adapt this method to use an LLM to suggest entities based on the root topic  $t$  and dimension  $d$ .
2. **LLM + Corpus**  $\rightarrow$  **Prompting-Based**: Given that no methods currently exist which guide LLM taxonomy construction based on a corpus, we design our own prompting-based baseline. Specifically, we conduct an iterative process, where we first ask the LLM to identify relevant papers to the dimension, relevant child nodes, and their corresponding papers. We continue this process until the maximum depth is reached.
3. **Corpus-Only**  $\rightarrow$  **TaxoCom (Lee et al., 2022a)**: A corpus-driven taxonomy completion framework that clusters terms from the input corpus to recursively expand a handcrafted seed taxonomy. We use the same single-level taxonomy from Section 3.1.2 as the seed input, but modify the label names to similar concepts if they do not already exist within the corpus.

Table 5: Consensus percentages of path granularity, sibling coherence, dimension alignment, and node-paper relevance between LLMs and the human evaluator.

Granularity	Coherence	Alignment	Relevance
0.900	0.700	0.700	0.875

## C LLM-Human Agreement Analysis

Since our automatic evaluation suite is mainly using GPT-4o and GPT-4o-mini, we conduct a small-scale human evaluation to test the reliability of our metrics. Using EMNLP’24, one human evaluator is responsible for validating the LLMs evaluation output on the task dimension of TaxoAdapt’s taxonomy. We show the consensus percentage (the percentage of cases where both the LLM and the human evaluator agree on an instance) on path granularity, sibling coherence, and dimension alignment metrics as defined in Section 4.3. For path granularity, we select 30 random paths from TaxoAdapt’s taxonomy and let the human evaluator make

independent judgment about the hierarchical relationships between entities (scored 0 or 1 by the evaluator). Similarly, we select 10 random sets of siblings with respect to parent nodes for the evaluator to judge sibling coherence (scored 0.67 or 1 by the evaluator for reasonable or strongest coherence), and 30 random nodes are studied about their alignment to the task dimension (scored 0 or 1 by the evaluator). As for (node-wise) paper relevance and (level-wise) coverage metrics, since they are about evaluating node-paper relevance, we randomly select 16 node-paper pairs (8 pairs are considered relevant while the other 8 are considered irrelevant by GPT-4o-mini) for the evaluator to judge relevance in order to validate these two metrics.

Consensus percentage is shown in Table 5. The agreement percentages between the LLMs and the human evaluator range from 70% to 90%, indicating strong overall agreement. Thus, this human evaluation reinforces the validity of our metrics, so we decide to use them as our automatic evaluation metrics.

## D Human Evaluation on Subtopic Pseudo-Labeling & Clustering

Table 6: Alignment scores for different pseudo-label types.

Pseudo-Label Type	Dimension	Paper
Width Expansion	0.8	0.8
Depth Expansion	0.85	0.75

We have performed two human evaluations to demonstrate the validity of subtopic pseudo-labeling and subtopic clustering (Section 3.3.2). Specifically, for pseudo-labeling, we define two binary criteria for verifying the LLM-generated pseudo-labels:

1. **Dimension Alignment**: The pseudo-label aligns with the overall dimension of the taxonomy.
2. **Paper Alignment**: The pseudo-label aligns with the titles and abstracts of its corresponding papers.

We select 20 papers from width-expanded nodes and 20 papers from depth-expanded nodes. Since each paper comes with a pseudo-label, a human






Biology Papers	Path	Sib	Dim	Rel	Cover
Chain-of-Layers 	52.69	62.99	<b>98.67</b>	61.50	<b>49.95</b>
TaxoAdapt (  +  )	<b>91.08</b>	<b>72.81</b>	<b>98.67</b>	<b>68.23</b>	39.70

Table 7: Performance comparison on Biology Papers dataset.

evaluator counts how many labels fulfill these criteria. The proportions of pseudo-labels satisfying each criterion are shown in Table 6.

It is clear to see that the vast majority of pseudo-labels are aligned to both their respective dimensions and papers. This demonstrates the **validity** and **effectiveness** of prompting LLMs to generate **pseudo-labels** for preserving granularities of our taxonomy.

As for subtopic clustering, each cluster comes with a name, a description, and a list of pseudo-labels. We define two binary evaluation criteria:

1. **Relevance:** A cluster name needs to capture the majority of its pseudo-labels.
2. **Coherence:** All the pseudo-labels of a cluster need to make sense within this cluster.

Randomly selecting 20 clusters, our human evaluator counts the number of clusters that fulfill our criteria. The proportions of clusters satisfying each criterion are shown in Table 8:

Table 8: Evaluation of cluster quality based on name relevance and coherence. Values indicate the proportion of satisfactory clusters.

	Relevance	Coherence
<b>Proportion</b>	0.95	0.7

Both proportions indicate the validity of using LLMs to determine topic clusters. We observe that the proportion of coherent clusters is lower than that of cluster name relevance, since we set a stricter requirement for cluster coherence (all pseudo-labels need to align with the cluster name and description).

## E Case Study on the Role of LLM General Knowledge in Taxonomy Construction

The underlying motivation of our work is *how do we adapt LLM-based taxonomy construction to a specific corpus*, which allows the process to be *knowledge grounded* and result in a higher-quality

taxonomy overall. Hence, while any method utilizing an LLM will benefit from its general knowledge, we show that **LLM general knowledge alone is insufficient for our task**. We demonstrate this by comparing our method with Chain-of-Layers (only uses an LLM) and With-Corpus LLM (both described in Section 4.2 and Appendix B), where we achieve significant performance gains across all metrics— as shown in Table 2.

TaxoAdapt achieves better performance than Chain-of-Layer across all metrics, which indicates that **solely using LLMs is not sufficient**. We observe that Chain-of-Layer has a very low path granularity score, which demonstrates a poor hierarchical relationship among entities from top to bottom of its taxonomy. A reason is that Chain-of-Layer is not knowledge-grounded and thus cannot understand fine-grained entities. Despite Chain-of-Layer being provided fine-grained entities present within the corpus as input, it still suffers from poor granularity performance (also seen through the qualitative example below). This indicates that its (GPT-4o-mini’s) general knowledge is insufficient for understanding the hierarchical relationships between these fine-grained entities. In contrast, TaxoAdapt significantly outperforms it using a weaker base model (Llama-3.1-8B) and solely being provided the corpus as input.

### • Language Model Training

- Parameter Sensitivity in Language Models
- Retrieval-oriented Language Model Pre-training
  - \* RetroMAE
- Efficient Masked Language Model Training
  - \* Efficient Pre-training of Masked Language Model via Concept-based Curriculum Masking
- Intent Detection Frameworks
  - \* Multi-Label Intent Detection
- Cross-lingual Summarization Datasets
  - \* EUR-Lex-Sum

- Scientific Document Representations
  - \* Contrastive Learning
  - \* Citation Embeddings
  - \* Similarity-based Learning
  - \* Scientific Document Representation
- Answer Sentence Selection Models
  - \* Pre-training Transformer Models

Compared with With-Corpus LLM, TaxoAdapt also delivers a significant improvement, indicating that even integrating corpus-specific information with an LLM is insufficient. With-Corpus LLM has a very low sibling coherence score, which demonstrates its inability of forming coherent sets of sibling nodes. Instead, with our taxonomy-aware pseudo-labeling & clustering (No Clustering ablation in Table 2), TaxoAdapt outperforms With-Corpus LLM. This showcases the power of our corpus-driven, taxonomy-aware framework.

## F Non-Computer Science Domains

We originally selected computer science-based papers, as the field naturally features large-scale publicly available papers organized at the conference level. However, we show TaxoAdapt’s performance on a dataset of 1,000 biology papers and compare it against the overall, most competitive baseline, Chain-of-Layers (same experimental settings as the main paper). We can see that despite heavily relying on a *small open-source model*, TaxoAdapt features **significant gains in the majority of metrics**. We note that coverage score is lower, due to Chain-of-Layers generating more coarse-grained nodes throughout the taxonomy (hence their low path granularity score). This shows that TaxoAdapt still achieves **high performance even within more specialized domains**.

## G Case Study on Evolution of NLP Real-World Domains

In Figures 4 and 5, we provide the final outputted taxonomies from TaxoAdapt for the real-world domains dimension of EMNLP’22 and EMNLP’24 respectively. We see that given the rise of large language models, researchers are able to explore the real-world applications of natural language processing in more breadth and depth. This is indicated by the initial LLM-generated nodes (e.g., healthcare, e-commerce) being expanded upon in EMNLP’24 (e.g., medical record management, clinical decision support, patient engagement, etc.). Furthermore,

we see more multimodal research as multimodal models have significantly improved. Finally, we see a prominent new node arise in 2024: “automated fact checking”. This strongly parallels the rise of LLM hallucination as a major public concern. Overall, both case studies on the task and real-world domain dimensions indicate TaxoAdapt’s ability to capture evolving research corpora.

## H LLM Evaluation Prompts

As described in Section 4.3, we show the LLM prompt that we use to generate evaluation output for computing automatic metrics in Figure 6.

Figure 4: NLP Real-World Domains output taxonomy for EMNLP'22.

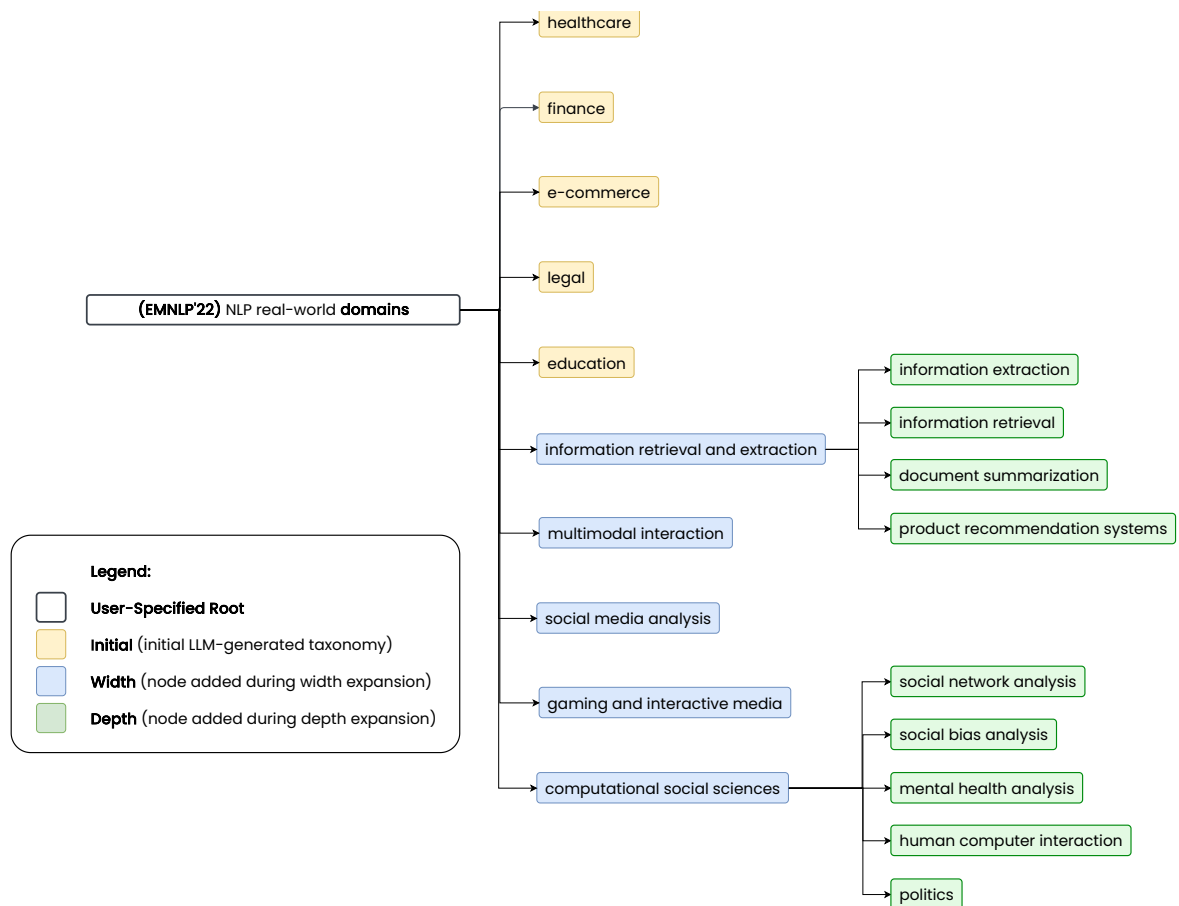
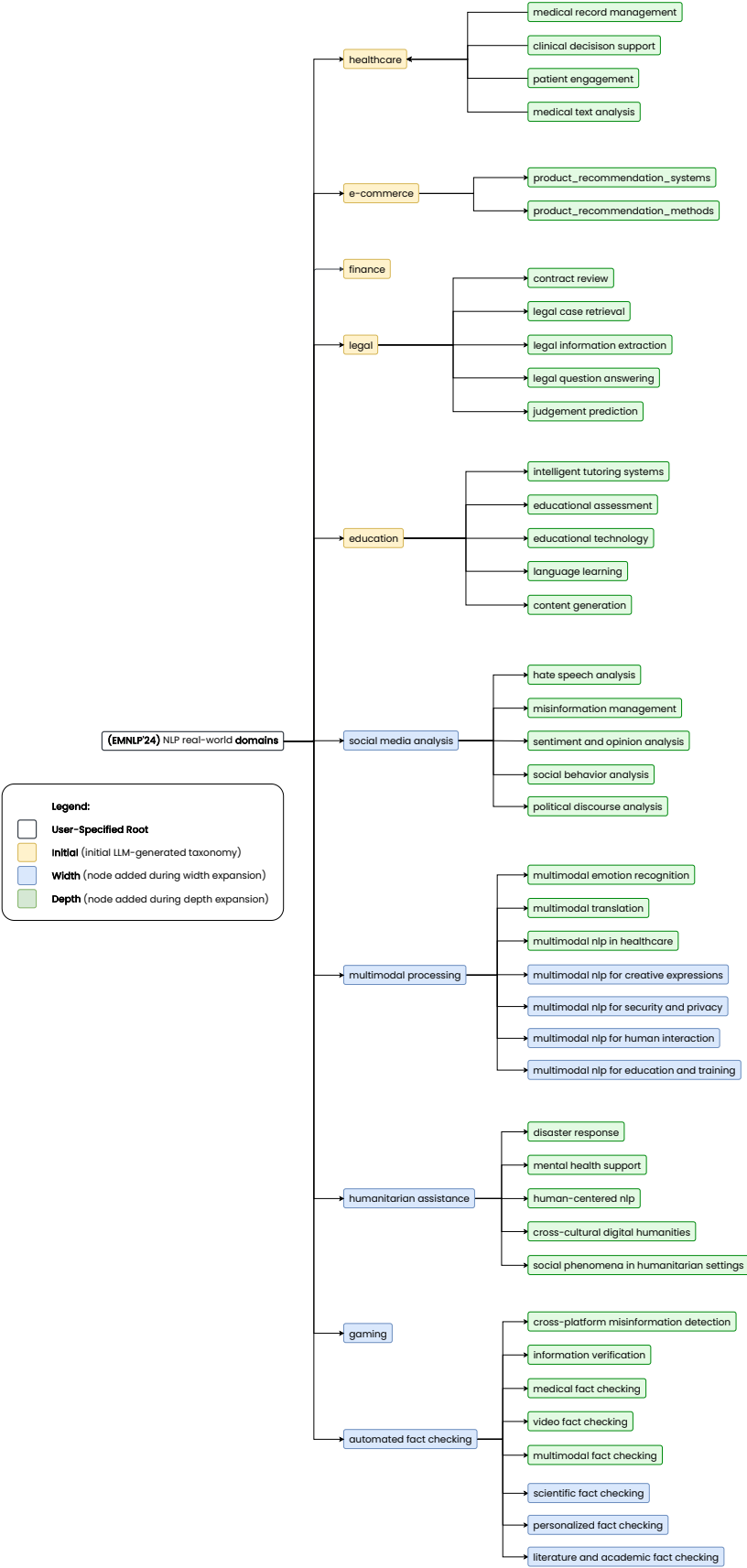


Figure 5: NLP Real-World Domains output taxonomy for EMNLP'24.





```

path_granularity = (
    "Scientific concepts are naturally organized in multi-dimensional taxonomic structures, with more specific concepts being the children of a broader research topic.\n\n"
    f"Given the root topic: '{root}', decide whether this path from the scientific concept taxonomy has good granularity: '{path}' Check whether the child node is a more specific subaspect of the parent node. \n\n"
    "Output options: '<good granularity>' or '<bad granularity>'. Do some simple rationalization before giving the output if possible."
)

sibling_coherence = (
    f"You are determining the coherence of a set of {root} subtopics of the parent topic {parent}.\n\nThe parent topic is: {parent}.\n\nThe set of siblings, which are child subtopics of the parent, are: '{', '.join(siblings)}'\n\nEvaluate the overall coherence of the sibling set based on their collective specificity and granularity relative to {parent}. Use the following scoring criteria:\n\n"
    f"Score=<no_sibling_coherence>: The set is highly inconsistent or incoherent (only one subtopic), with most topics significantly misaligned in specificity relative to the parent.\n"
    f"Score=<weak_sibling_coherence>: The set shows considerable inconsistency, with several topics deviating noticeably from the expected level of specificity.\n"
    f"Score=<reasonable_sibling_coherence>: The set is generally coherent, with only minor inconsistencies in specificity among the topics.\n"
    f"Score=<strong_sibling_coherence>: The set is fully coherent, with all topics properly matching the expected level of specificity and granularity for the parent.\n"
    "Output options: '<no_sibling_coherence>', '<weak_sibling_coherence>', '<reasonable_sibling_coherence>', or '<strong_sibling_coherence>'. Do some simple rationalization before giving the output if possible."
)

dimension_alignment = (
    "Scientific concepts are naturally organized in multi-dimensional taxonomic structures, with more specific concepts being the children of a broader research topic.\n\n"
    f"Given the root topic: '{root}', decide whether this node from a taxonomy is relevant to the {dim} aspect of the root topic: '{node}'\n\n"
    "Output options: '<relevant>' or '<irrelevant>'. Do some simple rationalization before giving the output if possible."
)

paper_relevance = ("Scientific concepts are naturally organized in a multi-dimensional taxonomic structure, with more specific concepts being the children of a broader research topic.\n\n"
    f"Given the root topic: '{root}', here is one of its subtopics: {node_name} and these are some papers: {index_papers}\n\n"
    "Provide a list of paper IDs that are relevant to this subtopic.\n\n"
    "Output options: '<rel_paper> ID1, ID2, ... </rel_paper>'. Do some rationalization before outputting the list of relevant paper IDs.")

```

Figure 6: LLM evaluation prompts used to compute path granularity, sibling coherence, dimension alignment, paper relevance, and coverage.