
Practical Improvements of A/B Testing with Off-Policy Estimation

Otmane Sakhi

Criteo AI Lab, Paris, France
o.sakhi@criteo.com

Alexandre Gilotte

Criteo AI Lab, Paris, France
a.gilotte@criteo.com

David Rohde

Criteo AI Lab, Paris, France
d.rohde@criteo.com

Abstract

We address the problem of A/B testing, a widely used protocol for evaluating the potential improvement achieved by a new decision system compared to a baseline. This protocol segments the population into two subgroups, each exposed to a version of the system and estimates the improvement as the difference between the measured effects. In this work, we demonstrate that the commonly used difference-in-means estimator, while unbiased, can be improved. We introduce a family of *unbiased* off-policy estimators that achieves lower variance than the standard approach. Among this family, we identify the estimator with the lowest variance. The resulting estimator is simple, and offers substantial variance reduction when the two tested systems exhibit similarities. Our theoretical analysis and experimental results validate the effectiveness and practicality of the proposed method.

1 Introduction

Online interactive systems are pervasive in society, with key use cases including computational advertising [5], search [22] and recommendation [36] to name just a few. Their remarkable success relies on our ability to rapidly iterate, testing new system updates and ensuring that each new iteration delivers measurable improvements [17, 44]. Central to this process are estimation protocols designed to efficiently evaluate the expected benefits of proposed updates, enabling informed decision-making and driving continuous system improvement.

A/B testing [19] is considered the *gold standard* estimation protocol for quantifying the improvement brought by proposed change due to its ease of use, weak assumptions, and safety when best practices are followed [20]. The protocol segments the user population into two subgroups: one exposed to the current system and the other to a new, potentially improved version. The improvement is estimated as the difference between the estimated values of the two systems in each sub-population. Under reasonable assumptions, the resulting difference-in-means estimator is unbiased, and its variance primarily depends on the variance of the targeted signal. This variance plays a crucial role in decision-making. In particular, for a fixed sample size, increasing the sensitivity of these experiments directly depends on reducing estimation variance. Various approaches leveraging regression adjustments with auxiliary data have been explored to achieve this reduction [9, 8].

Independent of variance reduction, a large body of research has emerged in recent years to facilitate the evaluation of system updates by framing the problem within the policy evaluation and comparison framework [5]. In particular, Off-Policy Estimation (OPE) [39] has garnered significant interest, as it aims to evaluate new decision systems using only historical interactions, thereby reducing the need for A/B testing. These approaches center around the introduction and study of new off-policy estimators, often relying on importance weighting techniques [15, 5, 10].

When evaluating system updates that are similar to the current system, these methods can provide unbiased and accurate estimates of the improvement brought by the new system [15, 5]. However, their accuracy deteriorates as the difference between the compared systems increases [35]. This

presents a significant challenge for off-policy estimation, as the resulting estimators become highly biased [30] and suffer from high variance [40]. Recent research has attempted to mitigate these issues [33, 31] by introducing additional, often strong assumptions, which in turn limit the applicability of these methods in real-world scenarios.

Recognizing the limitations of importance weighting, we leverage its strengths to improve the A/B testing protocol. In this work, we first demonstrate that, surprisingly, importance weighting can yield more accurate estimates than the standard A/B test estimator when the tested policies are similar. This advantage arises because the classical difference-in-means A/B test estimator does not incorporate information about the tested policies. Motivated by this insight, we investigate improved A/B test estimators, that exploit similarities between tested policies, leading to the following contributions.

Contributions. We propose an intuitive construction of A/B testing estimators, leveraging importance weighting. Our construction leads to a family of *unbiased* estimators, that always improves on the difference-in-means variance once the compared policies share some similarities. These estimators have the property to default to the difference-in-means estimator when the policies are completely different. Our family of estimators does not need any additional assumption, applies to realistic scenarios and can replace the standard approach as long as we have access to the two systems propensities. We proceed at studying this family of estimators and look for the estimator that minimizes the variance. The obtained estimator is simple to use and demonstrates substantial variance reduction when there is an overlap between the tested policies. We validate our results on practical settings and demonstrate its viability and ease of use in real world scenarios.

Related Work. The earliest work on off-policy estimation applied Horvitz-Thompson Estimator [15] in order to allow estimates of the average reward of new decision rules without actually deploying the decision rule on new traffic [4, 5, 41, 32]. Although only applicable in highly simplified settings, these methods were compelling because they represented a first attempt to measure actual business value without an explicit deployment of the new system.

Typically, these methods work on contextual bandit problems of small action spaces and large treatment effects [16]. Even in these highly idealized settings, these estimators experience potentially severe variance problems, that might be mitigated by controlling the variance of the weights [42, 3, 35]. Despite substantial efforts, these methods remain difficult to apply in more realistic settings [14] and cannot replace the gold standard A/B Testing protocol. Our work acknowledges the fundamental limitations of off-policy estimation [35] and instead leverage its strength to improve the A/B test protocol itself, enabling it to exploit similarities between the tested policies.

With a similar motivation of exploiting off-policy estimation for A/B Testing, [1] use IPS to leverage data from past policies, and [43] develop safe and efficient data collection strategies that alter the A/B testing protocol. These methods improve the approach, but rely on a strong contextual bandit assumption and change the experimental design. In contrast, we propose novel, improved off-policy estimators for *standard* A/B testing that work beyond the contextual bandit assumption.

Recent work in online decision systems has tackled *Markovian interference* [11], where the *Stable Unit Treatment Value Assumption* (SUTVA), crucial for unbiased difference-in-means estimation, fails due to dependencies between treated users. These approaches model interference via Markov Decision Processes [28] and design new experiments and estimators to handle it [11, 12, 37, 7]. In contrast, our setting assumes independent users (SUTVA holds) but captures user-level, long term effects induced by the policy. We improve A/B testing estimators in this regime by exploiting similarities between policies, without modifying the experimental design.

Our work aligns more with the literature on variance reduction in classical A/B testing [9, 8, 23]. Known approaches regress the target signal on auxiliary data, achieving variance reduction when the resulting model correlates with the target. However, these methods treat the tested systems as black boxes and do not exploit their similarity. Our work can be combined with these methods, yielding estimators akin to doubly robust estimation [10], with improved variance reduction.

2 Setting

We model the online decision problem, and specifically *the dynamics of each user* with an extension of the Markov Decision Process (MDP) framework [28]. Let $\mathcal{S} \subset \mathbb{R}^d$ be the *state* space which is a compact subset of \mathbb{R}^d , and let \mathcal{A} be our *action set*. This action set can be either finite or continuous.

The agent, representing our decision system is guided by a *stochastic* and *stationary* policy $\pi \in \Pi$ within a policy space Π . Given a state $s \in \mathcal{S}$, $\pi(\cdot|s)$ is a probability distribution over the action set \mathcal{A} ; $\pi(a|s)$ is the probability that the agent selects action a in state s . The decision system interacts with users *independently*. For a user, the interaction begins with an initial state $s_0 \in \mathcal{S}$ coming from an unknown distribution $d_0(\cdot)$. At each time step t , the agent observes the user's current state s_t , selects an action $a_t \sim \pi(\cdot|s_t)$, and receives a stochastic reward $r_t \in [0, 1]$, sampled from an unknown distribution $p(\cdot|s_t^u, a_t^u)$ of expectation $r(a_t, s_t)$. Then, the interaction at time t transitions the user to the next state s_{t+1} following an unknown transition kernel $\mathcal{K}(\cdot|[s_0, \dots, s_t], a_t)$ ¹. These rounds of interactions continue till we reach a terminal state $\bar{s} \in \mathcal{S}$ at time T , defining a complete user trajectory $\tau = \{(s_t, a_t, r_t)\}_{t \in [T]}$, guided by the agent's policy π . We assume that actions taken by the decision system π influence only the next state of the same user, s_{t+1} , not affecting other users. For notational convenience, we denote by $\nu(\pi)$ the trajectory distribution induced by π in the extended MDP.

The performance of a policy π is determined by its *value* defined as the expectation of the cumulative reward computed over trajectories coming from the distribution $\nu(\pi)$ induced by π . The *value* writes:

$$V(\pi) = \mathbb{E}_{\tau \sim \nu(\pi)} \left[\sum_{t=0}^T r(a_t, s_t) \right]. \quad (1)$$

A/B Testing. We are interested in comparing two policies π_A and π_B , and measure whether the target policy π_A is *significantly* better than our base policy π_B . We define the true improvement brought by π_A , over π_B as the difference between their two values, such as:

$$\mathcal{I}(\pi_A, \pi_B) = V(\pi_A) - V(\pi_B). \quad (2)$$

The objective of an A/B test is to build an estimate of this improvement and leverage it to *statistically* test whether or not, the target policy π_A is *significantly* better than π_B . We build our improvement estimate using collected, **independent** trajectories of interactions \mathcal{D}_A (respectively \mathcal{D}_B) of the policy π_A (respectively π_B) of the following form:

$$\mathcal{D}_A = \{\{s_t^i, a_t^i, r_t^i\}_{t \in [T_i]}\}_{i \in u_A}, \quad \mathcal{D}_B = \{\{s_t^j, a_t^j, r_t^j\}_{t \in [T_j]}\}_{j \in u_B}. \quad (3)$$

Where u_A and u_B are disjoint subsets of users allocated to π_A or π_B respectively. n_A is the number of users in u_A and n_B is the number of users in u_B . The classical improvement estimator is defined as the difference of the empirical estimates of the values. Particularly, we first leverage the collected data \mathcal{D}_A by policy π_A (respectively \mathcal{D}_B by policy π_B), to compute their estimated values:

$$\hat{V}(\pi_A) = \frac{1}{n_A} \sum_{i \in u_A} \sum_{t=1}^{T_i} r_t^i, \quad \hat{V}(\pi_B) = \frac{1}{n_B} \sum_{j \in u_B} \sum_{t=1}^{T_j} r_t^j.$$

These estimates are naturally used to define the improvement estimator as their respective difference:

$$\hat{\mathcal{I}} = \hat{V}(\pi_A) - \hat{V}(\pi_B). \quad (4)$$

The difference-in-means estimator is *unbiased* and its variance (or its empirical counterpart) will determine the statistical significance of the improvement. Specifically, we consider the following test:

$$H_0 : \mathcal{I}(\pi_A, \pi_B) \leq 0 \quad \text{v.s.} \quad H_1 : \mathcal{I}(\pi_A, \pi_B) > 0. \quad (5)$$

We denote by $\sigma^2(\hat{\mathcal{I}})$ the variance of the improvement estimator and suppose that $n_A = n_B = n$. Using the Central Limit Theorem and Slutsky Lemma, we can be confident of the improvement with an (asymptotic) α level test [6] when:

$$\hat{\sigma}(\hat{\mathcal{I}})^{-1} \sqrt{n} \hat{\mathcal{I}} \geq z_{1-\alpha},$$

where $z_{1-\alpha}$ is the upper α -th quintile of the standard normal distribution. For any $\Delta > 0$, the (asymptotic) power of our test under the local alternative $H_{1,n} : \mathcal{I}(\pi_A, \pi_B) = \Delta/\sqrt{n}$ is consequently $1 - \Phi(z_{1-\alpha} - \sigma(\hat{\mathcal{I}})\Delta)$, where $\Phi(\cdot)$ is the cumulative distribution function of a normal Gaussian. This means that under the same budget, and since all terms are constant, the power of our test is fully determined by the variance of the improvement estimator. This also means that our A/B test procedure will be more efficient if we can find *unbiased* estimators of the improvement with smaller variance. This will be explored next.

¹This framework accounts for non-Markovian, long term dependencies between states and outcomes.

3 Motivating Example

We study the variance of the difference-in-means estimator defined in Equation (4). To simplify our argument, let us suppose that $n_A = n_B = n$ for the rest of the analysis. By exploiting the independence assumption, one can write down the estimator's variance as:

$$n\sigma^2(\hat{\mathcal{I}}) = \text{var}_{\nu(\pi_A)} \left[\sum_{t=1}^T r_t \right] + \text{var}_{\nu(\pi_B)} \left[\sum_{t=1}^T r_t \right],$$

with $\text{var}_{\nu(\pi_A)}$ (resp. $\text{var}_{\nu(\pi_B)}$) the variance of the cumulative reward under trajectories generated by π_A (resp. π_B). The variance of this estimator will be equal to 0 if and only if the reward signal is **constant** and the transition kernel is **deterministic**. This case never happens in practice as it means that all policies are equivalent for the problem in hand. Therefore, the classical difference estimator will always suffer non negligible variance, primarily driven by the variance of the cumulative reward.

A/A Test and Overlapping Policies. Imagine that we compare identical policies ($\pi_A = \pi_B$). The true improvement $\mathcal{I}(\pi_A, \pi_B)$ is equal to 0 in this case, the classical difference-in-means estimator $\hat{\mathcal{I}}$ is centered around 0 and suffers a variance of:

$$n\sigma^2(\hat{\mathcal{I}}) = 2 \text{var}_{\nu(\pi_A)} \left[\sum_{t=1}^T r_t \right].$$

The variance of the estimator is still of the same order of magnitude as before even if π_A and π_B are identical. This is a sub-optimal behavior that can be improved. Importance weighting approaches [15, 5] were demonstrated to produce low variance estimators when the tested policies overlap and can be leveraged in these scenarios. We begin by defining the following quantities as they will be of interest in the rest of this work. Let $t \in \mathbb{N}^*$, and let τ_t be a trajectory composed of states and performed actions up to time step t : $\tau_t = \{s_0, a_0, \dots, s_t, a_t\}$. We define the propensity of a trajectory τ_t under a policy π by the following:

$$\pi(\tau_t) = \prod_{l=1}^t \pi(a_l | s_l). \quad (6)$$

We define $w_A(\tau_t)$, the importance weight of a trajectory τ_t collected under π_A ($\pi_A(\tau_t) > 0$), and evaluated with π_B and respectively, we define $w_B(\tau_t)$, the importance weight of a trajectory τ^t collected under π_B ($\pi_B(\tau^t) > 0$), and evaluated with π_A :

$$w_B(\tau_t) = \frac{\pi_B(\tau_t)}{\pi_A(\tau_t)} \in \mathbb{R}^+, \quad w_A(\tau_t) = \frac{\pi_A(\tau_t)}{\pi_B(\tau_t)} \in \mathbb{R}^+. \quad (7)$$

Finally, when τ_t has a non null propensities under both policies, we have: $w_B(\tau_t)w_A(\tau_t) = 1$. With these definitions, let us write down an Inverse Propensity Scoring estimator (IPS) [15] of the improvement using the collected interactions \mathcal{D}_B :

$$\hat{\mathcal{I}}_{\text{IPS}, \mathcal{D}_B} = \frac{1}{n} \sum_{j \in u_B} \sum_{t=1}^{T_j} (w_A(\tau_t^j) - 1) r_t^j. \quad (8)$$

If π_A and π_B have a common support, it is straightforward to prove that the IPS estimator is unbiased [27].

We observe that we can achieve substantial variance reduction compared to the difference estimator of Equation (4), when π_A and π_B are similar, translating to $\forall \tau, w_A(\tau) \approx 1$. Precisely, in the special case of comparing identical policies, the obtained estimator as well as its variance reduce exactly to 0. This proves that the sub-optimality previously identified of the difference estimator can be corrected, and highlights the advantage of using importance weighting in an A/B testing scenario. However, this estimator, as advantageous as it can be, will suffer from substantial bias and variance in practical settings.

Bias. The common support assumption is restrictive and does not hold in practice [30]. The two systems may deliver similar actions on some states, and in other states differ. Our goal is to develop *unbiased* estimators that leverage this inherent structure without relying on additional assumptions.

Variance. Intuitively, the variance of this estimator is small in trajectories where the two policies are similar, but the global variance is dominated by trajectories where the policies differ [35]. This makes the proposed IPS estimator less appealing than the difference-in-means in practical scenarios. Our goal is to develop an estimator that exploits the similarity structure to reduce variance, while matching the variance of the difference estimator at worst.

4 Off-Policy Augmented A/B Testing

4.1 Construction of our family of estimators

Direct application of importance weighting produces estimators with substantial bias and variance in practice [30]. To address the variance problem, numerous importance weight transforms were developed that enable effective bias-variance trade-offs, defining the large family of regularized IPS estimators [5, 38, 26, 3, 35]. While these transforms successfully reduce variance, they introduce additional bias that must be accounted for [14, 34]. For instance, when using data \mathcal{D}_B collected under policy π_B to construct the regularized IPS estimator of the improvement, the bias suffered can be expressed as an expectation under trajectories from policy π_A . Fortunately, in A/B testing, we have access to \mathcal{D}_A , trajectories collected under π_A , which allows us to estimate and correct this bias.

Formally, let $f : \mathbb{R}^+ \rightarrow \mathbb{R}$ be the importance weights transform characterizing our novel off-policy estimator. We choose our function to be bounded, respecting $\lim_{x \rightarrow +\infty} f(x) \in \mathbb{R}$. We also adopt the convention $f(1/0^+) = f(+\infty)$. With this function f , we introduce our estimator:

$$\hat{\mathcal{I}}_f = \underbrace{\frac{1}{n_B} \sum_{j \in u_B} \sum_{t=1}^{T_j} f(w_A(\tau_t^j)) r_t^j}_{f\text{-Regularized IPS}} + \underbrace{\frac{1}{n_A} \sum_{i \in u_A} \sum_{t=1}^{T_i} (1 - w_B(\tau_t^i) [1 + f(w_A(\tau_t^i))]) r_t^i}_{\text{Bias Correction}},$$

Our estimator $\hat{\mathcal{I}}_f$ follows the previously outlined construction. Its first term corresponds to the f -regularized IPS estimator of the improvement using the interactions \mathcal{D}_B , while its second term corresponds to the bias correction computed using \mathcal{D}_A .

Remark. One might consider applying the same approach in reverse: using \mathcal{D}_A to compute an f' -regularized IPS estimator and correcting its bias using \mathcal{D}_B . Furthermore, we could even think of defining a convex combination of the two estimators with $\lambda \in [0, 1]$. Appendix C.1 proves that this approach is equivalent to using a function g with our estimator, demonstrating that our current parametrization is already efficient in leveraging both sets of interactions.

4.2 Properties of our family of estimators

Unbiased estimator. Our estimator properties are determined by the choice of f . The following proposition characterizes the condition on f that yields an unbiased estimator.

Proposition 4.1 (Unbiased family of estimators). *Let $f : \mathbb{R}^+ \rightarrow \mathbb{R}$ be a bounded function. $\hat{\mathcal{I}}_f$ is an unbiased estimator of $\mathcal{I}(\pi_A, \pi_B)$ when f respects the additional condition:*

$$f(0) = -1. \quad (C_1)$$

Appendix D.1 provides a formal proof. The condition stated in the previous proposition is simple and will help us design unbiased improvement estimators. For instance, let h_- be the constant function $h_- : x \mapsto -1$. h_- respects condition (C_1) and setting $f = h_-$ results in the unbiased, difference-in-means estimator, i.e. $\hat{\mathcal{I}}_{h_-} = \hat{\mathcal{I}}$. This means that better choices of f will lead to better behaved estimators. As we are seeking estimators that improve on the difference estimator, a question that arises is how do we choose f to obtain an estimator with reduced variance.

Lower variance. Let us first write down the variance of our general estimator. For any f , and by exploiting the independence assumption, we can decompose the variance of $\hat{\mathcal{I}}_f$ to:

$$\frac{1}{n_B} \text{var}_{\nu(\pi_B)} \left[\sum_{t=1}^T f(w_A(\tau_t)) r_t \right] + \frac{1}{n_A} \text{var}_{\nu(\pi_A)} \left[\sum_{t=1}^T (1 - w_B(\tau_t) [1 + f(w_A(\tau_t))]) r_t \right].$$

The first desired behavior is for the estimator to suffer no variance when the tested policies are identical. In this case, all importance weights are equal to 1 and a null variance is obtained when:

$$f(1) = 0. \quad (C_2)$$

Condition (C_2) ensures that the variance of our estimator improves on the difference estimator in the case of identical policies. For the general case, studying the variance of $\hat{\mathcal{I}}_f$ is a challenging task, and results, in conditions on f that rely on intractable, problem-dependent quantities. This discussion is developed in Appendix C.2. As we seek simple conditions on f that can achieve lower variance, we take the route of replacing this variance with a surrogate statistic S_f that we define next, and that encodes the second moment behavior of the estimator.

Definition 4.2 (Variance Surrogate). Let $f : \mathbb{R}^+ \rightarrow \mathbb{R}$ be a bounded function, We define S_f as:

$$S_f = \frac{1}{n_B} \mathbb{E}_{\nu(\pi_B)} \left[\sum_{t=1}^T (f(w_A(\tau_t)) r_t)^2 \right] + \frac{1}{n_A} \mathbb{E}_{\nu(\pi_A)} \left[\sum_{t=1}^T (1 - w_B(\tau_t) [1 + f(w_A(\tau_t))])^2 r_t^2 \right].$$

The variance surrogate S_f is constructed as the sum over the trajectories, of the individual second moment of each independent term of our estimator (of π_A and π_B). S_f is the second moment of our estimator, when the covariances within trajectories can be neglected [21]. In this case, this surrogate defines a valid, pessimistic upper bound on the variance. This upper bound can be tight and matches the variance in settings with sparse rewards, similar tested policies and small improvements. This is further detailed in Appendix C.2 and demonstrates that our surrogate statistic will replicate the behavior of the variance in practical scenarios.

We compare the variance surrogate of our estimators. Recall that the difference estimator is recovered by setting $f = h_-$. The next proposition identifies a condition on f that reduces the variance surrogate of the difference estimator.

Proposition 4.3 (Variance surrogate reduction). Let (C_3) be the condition on f defined as:

$$\forall x \in \mathbb{R}^+, \quad -1 \leq f(x) \leq \min(2x - 1, 1). \quad (C_3)$$

The following holds: f respects $(C_3) \implies S_f \leq S_{h_-}$.

The proof of this result is straightforward and redirected to Appendix D.2. The new condition (C_3) is sufficient to reduce the variance surrogate and will help us design, combined with the previous conditions defined $((C_1)$ and $(C_2))$, an estimator with better properties than the difference estimator. These conditions are not restrictive and result in an infinite pool of functions that recover an improved estimator, as shown in Figure 1. We study one such function f , defined:

$$\forall x \in \mathbb{R}^+, \quad h_1(x) = \min(x - 1, 1). \quad (9)$$

h_1 represents a valid choice, respecting all previous conditions and uses a clipping function, reminiscent of the clipped IPS estimator [5], fixing the clipping constant $M = 1$. h_1 clips the importance weights take 1 as we are interested by the improvement and not the value. We write down the estimator:

$$\hat{\mathcal{I}}_{h_1} = \underbrace{\frac{1}{n_B} \sum_{j \in u_B} \sum_{t=1}^{T_j} \min(w_A(\tau_t^j) - 1, 1) r_t^j}_{\text{Clipped IPS with } h_1} + \underbrace{\frac{1}{n_A} \sum_{i \in u_A} \sum_{t=1}^{T_i} \mathbb{1} \left[w_B(\tau_t^i) < \frac{1}{2} \right] (1 - 2w_B(\tau_t^i)) r_t^i}_{h_1 \text{ Bias Correction}}.$$

This estimator should improve on the variance of the difference estimator as its variance will be negligible in states where the policies behave similarly (i.e. $w_A(\tau^t) \approx w_B(\tau^t) \approx 1$) and comparable to the difference estimator when they play different actions (i.e. $w_A(\tau^t) \approx w_B(\tau^t) \approx 0$). Note that if the tested policies are close but not identical, for instance, $1/2 < w_A(\tau^t) < 2$ we will also have $1/2 < w_B(\tau^t) < 2$ and our bias-corrected clipping estimator will only use data coming from \mathcal{D}_B , which is a suboptimal behavior. Other functions can be used to define our estimator [3, 13], as long as the previously defined conditions are respected.

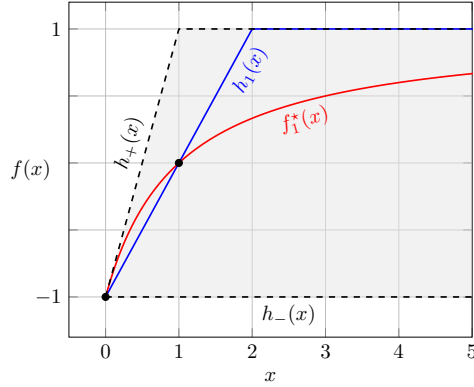


Figure 1: Surrogate reduction region defined by h_- and $h_+ : x \rightarrow \min(2x - 1, 1)$.

4.3 Surrogate-Optimal Improvement Estimator

After demonstrating that a large panel of choices can lead to improved estimators, we focus on identifying the function f that will result in the lowest variance, unbiased estimator. We proceed by minimizing our variance surrogate w.r.t functions f to identify our estimator. We give the resulting transform f^* in the following proposition.

Proposition 4.4 (Surrogate-Optimal improvement estimator). *We set $n_r = n_A/n_B$. The function f^* that minimizes the variance surrogate S_f is defined as:*

$$\forall x \in \mathbb{R}^+, \quad f_{n_r}^*(x) = \frac{x-1}{n_r x + 1}. \quad (10)$$

This function results in a simple, unbiased estimator (f respects condition (C_1)) of the form:

$$\hat{\mathcal{I}}_{f_{n_r}^*} = \frac{1}{n_B} \sum_{j \in u_B} \sum_{t=1}^{T_j} \frac{w_A(\tau_t^j) - 1}{n_r w_A(\tau_t^j) + 1} r_t^j + \frac{1}{n_A} \sum_{i \in u_A} \sum_{t=1}^{T_i} \frac{1 - w_B(\tau_t^i)}{1 + w_B(\tau_t^i)/n_r} r_t^i.$$

Appendix D.3 details the proof of this result. For all values of n_r , the function $f_{n_r}^*$ is null when evaluated at 1, i.e. $\forall n_r, f_{n_r}^*(1) = 0$. This ensures that our estimator suffers no variance when the evaluated policies are identical, and will demonstrate substantial variance reduction when π_A and π_B behave similarly. Another good property that the optimal function encodes is its explicit dependence on the sample ratio between the two populations. This was not captured for instance by our previous construction even if it led to improved estimators. For instance, $n_A \gg n_B$, leads to a variance dominated by the term estimated with population \mathcal{D}_B . The function $f_{n_r}^*$ reduces the importance of terms estimated by \mathcal{D}_B and puts more mass on the terms estimated with \mathcal{D}_A . To better understand this behavior, we set $n_U = n_A + n_B$, $\hat{\beta} = n_A/n_U$, and define the mixture policy $\pi_{\hat{\beta}}$ for any trajectory τ_t by $\pi_{\hat{\beta}}(\tau_t) = \hat{\beta}\pi_A(\tau_t) + (1 - \hat{\beta})\pi_B(\tau_t)$. We can rewrite our estimator as:

$$\hat{\mathcal{I}}_{f_{n_r}^*} = \frac{1}{n_U} \sum_{m=1}^{n_U} \sum_{t=1}^{T_m} \frac{\pi_A(\tau_t^m) - \pi_B(\tau_t^m)}{\pi_{\hat{\beta}}(\tau_t^m)} r_t^m,$$

reinterpreting our estimator as an Inverse Propensity Scoring (IPS) estimator of the improvement, leveraging the whole data $\mathcal{D}_U = \mathcal{D}_A \cup \mathcal{D}_B$, as it was collected by a mixture over trajectories. $\hat{\beta}$ controls the mixture weights and encodes implicitly the importance we give to both policies, approximately replicating the data generating process. Note that this estimator was already used in off-policy evaluation under multiple loggers within the contextual bandit framework [2]. Here, we prove its optimality under our construction for the general A/B testing problem, even with non-Markovian dependencies. Observe that the optimal function f^* does not always reside in the region defined by condition (C_3) (it does when $n_r \geq 1$) as seen in Figure 2. Indeed, (C_3) is only a sufficient condition to reduce the surrogate variance and the optimal function can reside outside the defined region to deal with the potential imbalance between the two populations.

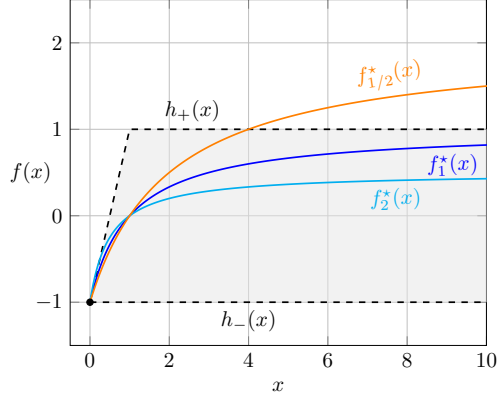


Figure 2: $f_{n_r}^*$ for $n_r \in \{1/2, 1, 2\}$.

On the optimality of $f_{n_r}^*$. Since the power of A/B testing is determined by the variance of the unbiased estimator used, we construct a family of *unbiased* estimators with reduced variance. However, practitioners may prefer estimators with additional robustness properties. For example, instead of minimizing the Mean Squared Error (MSE), one might minimize the Mean Absolute Error (MAE) to gain robustness to outliers [18]. Using a similar surrogate-based construction, we show that h_1 from Equation (9) is optimal in the MAE sense. This result, developed in Appendix C.3, highlights the versatility of our framework.

4.4 Cases of marginal improvement

After studying our family of estimators, we want to understand the edge cases where it cannot improve on the classical difference estimator. We develop two specific scenarios representing worst case settings for our family of estimators.

Perfectly distinct policies. Recall that the motivation of our family of estimators is to exploit the similarities between the two tested policies, achieving a variance reduction on states for which the two policies will have the same behavior. In the special case where the two policies never play the same actions, our newly introduced family of estimators will default to the difference estimator. Precisely, if policies π_A and π_B have a completely distinct support, meaning that for all $s \in \mathcal{S}$ and $a \in \mathcal{A}$, $\pi_A(a|s)\pi_B(a|s) = 0$, then the importance weight $w_B(\tau)$ of π_B computed for any trajectory τ played with π_A will be $w_B(\tau) = 0$ and similarly, the importance weight $w_A(\tau)$ of π_A computed for any trajectory τ played with π_B will be $w_A(\tau) = 0$. This means that for all terms will be evaluated at 0, and as $f(0) = -1$, our estimator will default to the difference estimator giving $\hat{\mathcal{I}}_f = \hat{\mathcal{I}}$. This behavior is expected no matter the function f used.

Long horizon rewards. In some applications, the reward signal can only be measured after multiple interactions. One can think of a sales signal that happens after multiple recommendations. Formally, let us suppose that the observed reward can only be positive after $T_0 \gg 1$ interactions. In this scenario, even if the two tested policies are only slightly different, their propensities of playing the same trajectory will drift apart, becoming less and less similar as the trajectory grows. The following example details this phenomenon. Let $0 < \epsilon \leq 1$, suppose that our action space is binary $\mathcal{A} = \{a^-, a^+\}$, and take the simple example of testing the two following policies: for all states s , $\pi_A(a^+|s) = 0$ and $\pi_B(a^+|s) = \epsilon$. These policies can be made very close by varying $\epsilon \rightarrow 0$.

To simplify the example even further, let us suppose that the trajectory stops when we get a positive reward, and let that time always be T_0 . The first term of our estimator is an average over π_B . The probability of the event $\{w_A(\tau_{T_0}) > 0\}$ is equal to $(1 - \epsilon)^{T_0}$, the probability of π_B playing T_0 consecutive a^+ . This probability decays exponentially to 0, meaning that for $T_0 \gg 1$, the first term of our estimator will consist of importance weights of $w_A(\tau_{T_0}) = 0$. Similarly, the second term of the estimator is an average over trajectories generated by π_A , which is deterministic in our case and results in importance weights of $w_B(\tau_{T_0}) = (1 - \epsilon)^{T_0}$. For large $T_0 \gg 1$, this converges to 0, leading to an estimator evaluated on null importance weights. As $f(0) = -1$, our family of estimators defaults back to the difference-in-means estimator when dealing with long-horizon rewards, and leads to no variance reduction. However, this limitation is linked to the importance weights used, and can be addressed through advanced importance weighting techniques that exploit the sequential structure of the problem [29, 24, 25]. Such improvements, while promising, lie beyond the scope of this work.

5 Experiments

Overlapping policies and data imbalance. For the first experiments, we want to empirically validate the behavior of our family of estimators and quantify the variance reduction $v(f) = \text{var}(\hat{\mathcal{I}})/\text{var}(\hat{\mathcal{I}}_f)$ achieved when varying the overlap between the two A/B tested policies π_A and π_B , and varying $n_r = n_A/n_B$, the ratio of users allocated to each policy. For these experiments, we focus on a simplified setting and simulate a bandit problem ($T = 1$ and $|S| = 1$) with a discrete action space \mathcal{A} of size $|\mathcal{A}| = 10$ and binary, noisy sparse rewards reminiscent of on-line decision systems scenarios. We measure the distance $d(\pi_A, \pi_B)$ between the two policies as the average of variances of importance weights w_A and w_B , varying from 0 (identical policies) to very large (distinct policies). Results of these experiments are summarized in Table 1 and match our theoretical findings. The variance reduction is substantial when the policies are close, and it is marginal when the tested policies are really far. This reduction is also accentuated by the presence of imbalance in user allocation ($n_r \neq 1$). Intuitively, the difference estimator suffers the variance

Table 1: Variance reduction $v(f)$ w.r.t $d(\pi_A, \pi_B)$.

$d(\pi_A, \pi_B)$	n_r	$v(h_1)$	$v(f_1^*)$	$v(f_{n_r}^*)$
~ 1	1/4	<u>26.53</u>	19.01	27.52
	1	13.29	19.05	19.05
	4	8.87	<u>19.10</u>	27.44
~ 10	1/4	<u>2.78</u>	2.72	3.05
	1	2.69	2.76	2.76
	4	2.60	<u>2.69</u>	3.02
$\sim 10^2$	1/4	<u>1.13</u>	1.12	1.20
	1	1.11	1.13	1.13
	4	1.08	1.15	1.15

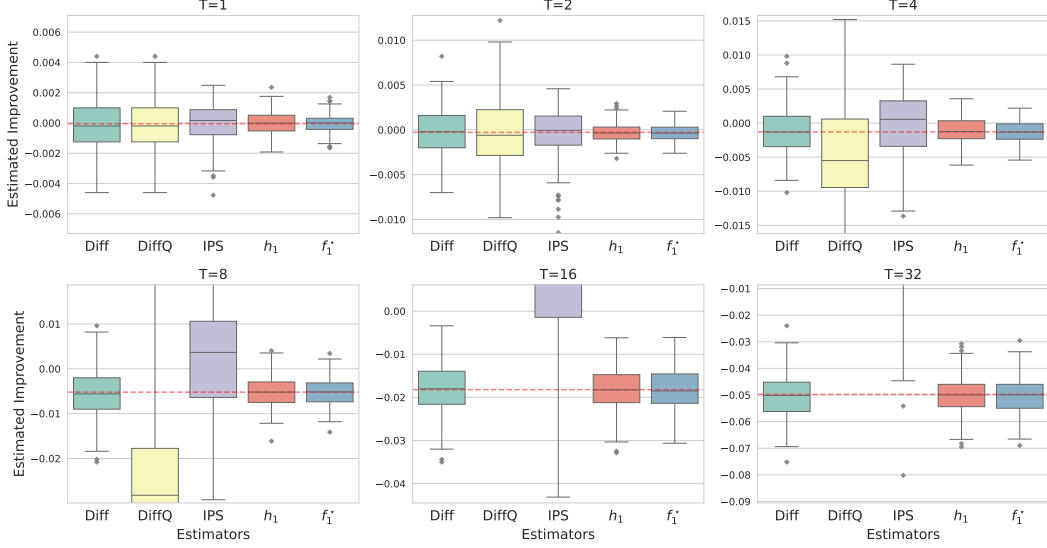


Figure 3: Estimated improvements across $T \in \{1, 2, 4, 8, 16, 32\}$. IPS and DiffQ fail at large T . Note that Y-axis scales vary by plot. h_1 and f_1^* consistently exhibit lower variance than competition.

of the smallest population, while our off-policy estimators, especially the optimal $f_{n_r}^*$, efficiently combines the two populations, achieving accurate estimation even when $n_r \neq 1$. Appendix E details the experimental setup and provides more comprehensive results.

A Realistic Recommendation Problem. We simulate multiple A/B testing scenarios in a recommendation environment. We construct a Markov Chain to model user boredom, wherein repeatedly recommending the same item reduces user engagement over time. Such environments incentivize diffuse policies that diversify recommendations to maintain user interest. We set $|\mathcal{A}| = d = 10$. For any t , the user state is denoted by $\mathbf{s}_t \in \mathbb{R}^d$, and the Markov Decision Process evolves as follows:

$$\begin{aligned} \mathbf{s}_{t+1} &= \mathbf{s}_t + \sigma \boldsymbol{\epsilon} - \beta_a \odot \mathbf{s}_t, \\ r_t &\sim B(y_t), \quad \text{with } y_t \propto \langle \beta_a, \mathbf{s}_t \rangle, \end{aligned}$$

where $\boldsymbol{\epsilon} \in \mathbb{R}^d$ is Gaussian noise, σ controls its scale, $\beta_a \in \mathbb{R}^d$ is the parameter vector associated with action a , \odot the element-wise multiplication and $B(y_t)$ denotes a Bernoulli distribution with mean y_t . We restrict $\mathbf{s}_t \in [0, 1]^d$ and $y_t \in [0, 1]$ by clipping. We collect $N = 5000$ interactions under each policy π_A and π_B , ensuring balanced datasets \mathcal{D}_A and \mathcal{D}_B . We evaluate several A/B testing estimators: Diff (difference-in-means), DiffQ (difference-in-Qs) of [12] designed for Markovian Interference, IPS (Inverse Propensity Scoring from (8)), and our regularized estimators $\hat{\mathcal{I}}_{h_1}$ and $\hat{\mathcal{I}}_{f_1^*}$ based on functions h_1 and f_1^* . We run experiments across horizons $T \in \{1, 2, 4, 8, 16, 32\}$, repeating each 200 times. Results are summarized in Figure 3. DiffQ, while unbiased, results in high variance and is outperformed by the difference-in-means (Diff). Naive IPS benefits from policy similarity at short horizons but becomes unstable as T increases. In contrast, our estimators consistently improve over Diff, offering significant variance reduction at short horizons and modest gains at longer ones. Appendix E.2 provides further experimental details and results, including in non-Markovian settings, highlighting the robustness and practicality of our approach.

6 Conclusion

Under SUTVA, classical A/B testing remains the gold standard for comparing decision systems in most applications. We showed that its core estimation strategy can be improved by introducing a family of novel importance weighting estimators that significantly reduce variance when the tested policies are similar. While these estimators represent a clear improvement, there is still room to further reduce variance. This work lays the groundwork for incorporating advanced off-policy techniques into A/B testing, with extensions including doubly robust methods [10] to reduce reward variance, and leveraging the dynamics structure to address challenges posed by long horizons [24, 29, 25].

References

- [1] Alekh Agarwal, Sarah Bird, Markus Cozowicz, Miro Dudík, Luong Hoang, John Langford, Lihong Li, Dan Melamed, Gal Oshri, Siddhartha Sen, et al. Multiworld testing decision service: A system for experimentation, learning, and decision-making. *Whitepaper of Microsoft*, pages 1–40, 2016.
- [2] Aman Agarwal, Soumya Basu, Tobias Schnabel, and Thorsten Joachims. Effective evaluation using logged bandit feedback from multiple loggers. In *Proceedings of the 23rd ACM SIGKDD International Conference on Knowledge Discovery and Data Mining*, KDD ’17, page 687–696, New York, NY, USA, 2017. Association for Computing Machinery.
- [3] Imad Aouali, Victor-Emmanuel Brunel, David Rohde, and Anna Korba. Exponential Smoothing for Off-Policy Learning. In *Proceedings of the 40th International Conference on Machine Learning*, pages 984–1017. PMLR, 2023.
- [4] Alina Beygelzimer, John Langford, Lihong Li, Lev Reyzin, and Robert Schapire. Contextual bandit algorithms with supervised learning guarantees. In *Proceedings of the Fourteenth International Conference on Artificial Intelligence and Statistics*, pages 19–26. JMLR Workshop and Conference Proceedings, 2011.
- [5] Léon Bottou, Jonas Peters, Joaquin Quiñero-Candela, Denis X Charles, D Max Chickering, Elon Portugaly, Dipankar Ray, Patrice Simard, and Ed Snelson. Counterfactual reasoning and learning systems: The example of computational advertising. *Journal of Machine Learning Research*, 14(11), 2013.
- [6] Hengrui Cai, Wenbin Lu, and Rui Song. On validation and planning of an optimal decision rule with application in healthcare studies. In Hal Daumé III and Aarti Singh, editors, *Proceedings of the 37th International Conference on Machine Learning*, volume 119 of *Proceedings of Machine Learning Research*, pages 1262–1270. PMLR, 13–18 Jul 2020.
- [7] Shuze Chen, David Simchi-Levi, and Chonghuan Wang. Experimenting on markov decision processes with local treatments, 2024.
- [8] Alex Deng, Michelle Du, Anna Matlin, and Qing Zhang. Variance reduction using in-experiment data: Efficient and targeted online measurement for sparse and delayed outcomes. In *Proceedings of the 29th ACM SIGKDD Conference on Knowledge Discovery and Data Mining*, KDD ’23, page 3937–3946, New York, NY, USA, 2023. Association for Computing Machinery.
- [9] Alex Deng, Ya Xu, Ron Kohavi, and Toby Walker. Improving the sensitivity of online controlled experiments by utilizing pre-experiment data. In *Proceedings of the Sixth ACM International Conference on Web Search and Data Mining*, WSDM ’13, page 123–132, New York, NY, USA, 2013. Association for Computing Machinery.
- [10] Miroslav Dudík, Dumitru Erhan, John Langford, and Lihong Li. Doubly robust policy evaluation and optimization. *Statistical Science*, 29(4):485–511, 2014.
- [11] Vivek Farias, Andrew A. Li, Tianyi Peng, and Andrew Zheng. Markovian interference in experiments. In *Proceedings of the 36th International Conference on Neural Information Processing Systems*, NIPS ’22, Red Hook, NY, USA, 2022. Curran Associates Inc.
- [12] Vivek Farias, Hao Li, Tianyi Peng, Xinyuyang Ren, Huawei Zhang, and Andrew Zheng. Correcting for interference in experiments: A case study at douyin. In *Proceedings of the 17th ACM Conference on Recommender Systems*, RecSys ’23, page 455–466, New York, NY, USA, 2023. Association for Computing Machinery.
- [13] Germano Gabbianelli, Gergely Neu, and Matteo Papini. Importance-weighted offline learning done right. In *Proceedings of The 35th International Conference on Algorithmic Learning Theory*, volume 237 of *Proceedings of Machine Learning Research*, pages 614–634. PMLR, 25–28 Feb 2024.
- [14] Alexandre Gilotte, Clément Calauzènes, Thomas Nedelec, Alexandre Abraham, and Simon Dollé. Offline A/B testing for recommender systems. In *Proceedings of the Eleventh ACM International Conference on Web Search and Data Mining*, pages 198–206, 2018.

- [15] Daniel G Horvitz and Donovan J Thompson. A generalization of sampling without replacement from a finite universe. *Journal of the American statistical Association*, 47(260):663–685, 1952.
- [16] Thorsten Joachims, Adith Swaminathan, and Maarten De Rijke. Deep learning with logged bandit feedback. In *International Conference on Learning Representations*, 2018.
- [17] Ramesh Johari, Pete Koomen, Leonid Pekelis, and David Walsh. Peeking at a/b tests: Why it matters, and what to do about it. In *Proceedings of the 23rd ACM SIGKDD International Conference on Knowledge Discovery and Data Mining*, KDD ’17, page 1517–1525, New York, NY, USA, 2017. Association for Computing Machinery.
- [18] Roger Koenker. *Quantile Regression*. Econometric Society Monographs. Cambridge University Press, 2005.
- [19] Ron Kohavi, Alex Deng, Brian Frasca, Roger Longbotham, Toby Walker, and Ya Xu. Trustworthy online controlled experiments: Five puzzling outcomes explained. In *Proceedings of the 18th ACM SIGKDD international conference on Knowledge discovery and data mining*, pages 786–794, 2012.
- [20] Ron Kohavi, Alex Deng, Brian Frasca, Toby Walker, Ya Xu, and Nils Pohlmann. Online controlled experiments at large scale. In *Proceedings of the 19th ACM SIGKDD international conference on Knowledge discovery and data mining*, pages 1168–1176, 2013.
- [21] Tor Lattimore and Csaba Szepesvari. *Bandit Algorithms*. Cambridge University Press, 2019.
- [22] Lihong Li, Wei Chu, John Langford, and Xuanhui Wang. Unbiased offline evaluation of contextual-bandit-based news article recommendation algorithms. In *Proceedings of the Fourth ACM International Conference on Web Search and Data Mining*, WSDM ’11, page 297–306, New York, NY, USA, 2011. Association for Computing Machinery.
- [23] Zhexiong Lin and Pablo Crespo. Variance reduction combining pre-experiment and in-experiment data, 2024.
- [24] Qiang Liu, Lihong Li, Ziyang Tang, and Dengyong Zhou. Breaking the curse of horizon: Infinite-horizon off-policy estimation. In S. Bengio, H. Wallach, H. Larochelle, K. Grauman, N. Cesa-Bianchi, and R. Garnett, editors, *Advances in Neural Information Processing Systems*, volume 31. Curran Associates, Inc., 2018.
- [25] Yao Liu, Pierre-Luc Bacon, and Emma Brunskill. Understanding the curse of horizon in off-policy evaluation via conditional importance sampling. In *Proceedings of the 37th International Conference on Machine Learning*, ICML’20. JMLR.org, 2020.
- [26] Alberto Maria Metelli, Alessio Russo, and Marcello Restelli. Subgaussian and differentiable importance sampling for off-policy evaluation and learning. *Advances in Neural Information Processing Systems*, 34:8119–8132, 2021.
- [27] Art B. Owen. *Monte Carlo theory, methods and examples*. <https://artowen.su.domains/mc/>, 2013.
- [28] Martin L. Puterman. *Markov Decision Processes: Discrete Stochastic Dynamic Programming*. John Wiley & Sons, Inc., USA, 1st edition, 1994.
- [29] Mark Rowland, Anna Harutyunyan, Hado van Hasselt, Diana Borsa, Tom Schaul, Remi Munos, and Will Dabney. Conditional importance sampling for off-policy learning. In Silvia Chiappa and Roberto Calandra, editors, *Proceedings of the Twenty Third International Conference on Artificial Intelligence and Statistics*, volume 108 of *Proceedings of Machine Learning Research*, pages 45–55. PMLR, 26–28 Aug 2020.
- [30] Naveen Sachdeva, Yi Su, and Thorsten Joachims. Off-policy bandits with deficient support. In *Proceedings of the 26th ACM SIGKDD International Conference on Knowledge Discovery & Data Mining*, pages 965–975, 2020.

- [31] Naveen Sachdeva, Lequn Wang, Dawen Liang, Nathan Kallus, and Julian McAuley. Off-policy evaluation for large action spaces via policy convolution. In *Proceedings of the ACM Web Conference 2024, WWW '24*, page 3576–3585, New York, NY, USA, 2024. Association for Computing Machinery.
- [32] Yuta Saito and Thorsten Joachims. Counterfactual learning and evaluation for recommender systems: Foundations, implementations, and recent advances. In *Proceedings of the 15th ACM Conference on Recommender Systems*, pages 828–830, 2021.
- [33] Yuta Saito and Thorsten Joachims. Off-policy evaluation for large action spaces via embeddings. In *Proceedings of the 39th International Conference on Machine Learning*, volume 162 of *Proceedings of Machine Learning Research*, pages 19089–19122. PMLR, 17–23 Jul 2022.
- [34] Otmane Sakhi, Pierre Alquier, and Nicolas Chopin. PAC-Bayesian Offline Contextual Bandits with Guarantees. In *International Conference on Machine Learning*, pages 29777–29799. PMLR, 2023.
- [35] Otmane Sakhi, Imad Aouali, Pierre Alquier, and Nicolas Chopin. Logarithmic smoothing for pessimistic off-policy evaluation, selection and learning. In *The Thirty-eighth Annual Conference on Neural Information Processing Systems*, 2024.
- [36] Otmane Sakhi, Stephen Bonner, David Rohde, and Flavian Vasile. BLOB: A Probabilistic model for recommendation that combines organic and bandit signals. In *Proceedings of the 26th ACM SIGKDD International Conference on Knowledge Discovery & Data Mining*, pages 783–793, 2020.
- [37] Chengchun Shi, Xiaoyu Wang, Shikai Luo, Hongtu Zhu, Jieping Ye, and Rui Song. Dynamic causal effects evaluation in a/b testing with a reinforcement learning framework. *Journal of the American Statistical Association*, accepted, 2021.
- [38] Yi Su, Maria Dimakopoulou, Akshay Krishnamurthy, and Miroslav Dudík. Doubly robust off-policy evaluation with shrinkage. In *International Conference on Machine Learning*, pages 9167–9176. PMLR, 2020.
- [39] Richard Sutton and Andrew Barto. *Reinforcement Learning: An Introduction*. MIT Press, Cambridge, MA, 1998.
- [40] Adith Swaminathan and Thorsten Joachims. Batch learning from logged bandit feedback through counterfactual risk minimization. *The Journal of Machine Learning Research*, 16(1):1731–1755, 2015.
- [41] Adith Swaminathan and Thorsten Joachims. Counterfactual risk minimization: Learning from logged bandit feedback. In *International Conference on Machine Learning*, pages 814–823. PMLR, 2015.
- [42] Adith Swaminathan and Thorsten Joachims. The self-normalized estimator for counterfactual learning. *advances in neural information processing systems*, 28, 2015.
- [43] Runzhe Wan, Branislav Kveton, and Rui Song. Safe exploration for efficient policy evaluation and comparison. In Kamalika Chaudhuri, Stefanie Jegelka, Le Song, Csaba Szepesvari, Gang Niu, and Sivan Sabato, editors, *Proceedings of the 39th International Conference on Machine Learning*, volume 162 of *Proceedings of Machine Learning Research*, pages 22491–22511. PMLR, 17–23 Jul 2022.
- [44] Yu Wang, Somnit Gupta, Jiannan Lu, Ali Mahmoudzadeh, and Sophia Liu. On heavy-user bias in a/b testing. In *Proceedings of the 28th ACM International Conference on Information and Knowledge Management, CIKM '19*, page 2425–2428, New York, NY, USA, 2019. Association for Computing Machinery.

A Limitations

We propose an intuitive yet theoretically grounded family of off-policy A/B testing estimators that provably improve upon the classical difference-in-means estimator. While designed to reduce variance by exploiting policy similarity, the estimator, as discussed in the marginal improvement section 4.4, reverts to the difference-in-means baseline in certain edge cases: (i) when policies are fully disjoint, resulting in zero importance weights, and (ii) in long-horizon settings, where small policy differences cause trajectory overlap to vanish exponentially. These limitations, inherent to importance weighting, could be addressed by methods that better exploit the sequential structure, an avenue we leave for future work. Another limitation of the approach is its reliance on the *Stable Unit Treatment Value Assumption* (SUTVA), which may be violated in certain applications. While our estimators are developed under SUTVA, extending this framework to more general settings remains an important direction for future work.

B Broader Impact Statement

Our work advances the development of improved A/B testing estimators that increase the statistical power of experiments and strengthen the robustness of decision-making. These estimators enable practitioners to make more informed decisions, especially in settings with limited data. While our framework has broad and potentially beneficial applications, its specific social impact will ultimately depend on the domain in which it is applied.

C Additional Discussions.

C.1 Our family of estimators is efficient

Recall the definition of our family of estimators. Let f be a bounded function. Our estimator writes:

$$\hat{\mathcal{I}}_f = \frac{1}{n_B} \sum_{j \in u_B} \sum_{t=1}^{T_j} f(w_A(\tau_t^j)) r_t^j + \frac{1}{n_A} \sum_{i \in u_A} \sum_{t=1}^{T_i} (1 - w_B(\tau_t^i) [1 + f(w_A(\tau_t^i))]) r_t^i.$$

This estimator is constructed using an f -regularized IPS estimator on \mathcal{D}_B , and a bias estimation using the trajectories of \mathcal{D}_A . If we reverse the roles of \mathcal{D}_B and \mathcal{D}_A , we can construct with the help of another function f' , another estimator:

$$\hat{\mathcal{I}}_{f'}^R = \frac{1}{n_A} \sum_{i \in u_A} \sum_{t=1}^{T_i} f'(w_B(\tau_t^i)) r_t^i + \frac{1}{n_B} \sum_{j \in u_B} \sum_{t=1}^{T_j} (w_A(\tau_t^j) [1 - f'(w_B(\tau_t^j))] - 1) r_t^j.$$

This construction is also valid. It uses the f' -regularized IPS estimator on \mathcal{D}_A and corrects its bias with interactions of \mathcal{D}_B . It seems equivalent to using $\hat{\mathcal{I}}_f$ with a specific function f . Let z be the function defined as:

$$\forall x \in \mathbb{R}^{+*}, z(x) = x(1 - f'(1/x)) - 1,$$

we have for any $x \in \mathbb{R}^{+*}$:

$$z(x) = x(1 - f'(1/x)) - 1 \iff f'(x) = 1 - x(1 + z(1/x)).$$

This means that:

$$\begin{aligned} \hat{\mathcal{I}}_z &= \frac{1}{n_B} \sum_{j \in u_B} \sum_{t=1}^{T_j} z(w_A(\tau_t^j)) r_t^j + \frac{1}{n_A} \sum_{i \in u_A} \sum_{t=1}^{T_i} (1 - w_B(\tau_t^i) [1 + z(w_A(\tau_t^i))]) r_t^i \\ &= \frac{1}{n_B} \sum_{j \in u_B} \sum_{t=1}^{T_j} (w_A(\tau_t^j) [1 - f'(w_B(\tau_t^j))] - 1) r_t^j + \frac{1}{n_A} \sum_{i \in u_A} \sum_{t=1}^{T_i} f'(w_B(\tau_t^i)) r_t^i \\ &= \hat{\mathcal{I}}_{f'}^R. \end{aligned}$$

This means that the reversed estimator $\hat{\mathcal{I}}_{f'}^R$ is equivalent to using a specific function z for our estimator $\hat{\mathcal{I}}_z$. In addition, and as our estimator is linear in the function f , creating a convex combination between $\hat{\mathcal{I}}_f$ and $\hat{\mathcal{I}}_{f'}^R$ with the help of $\lambda \in [0, 1]$ is equivalent to the estimator $\hat{\mathcal{I}}_{\lambda f + (1-\lambda)z}$ as we have for any $\lambda \in [0, 1]$:

$$\begin{aligned}\lambda \hat{\mathcal{I}}_f + (1-\lambda) \hat{\mathcal{I}}_{f'}^R &= \lambda \hat{\mathcal{I}}_f + (1-\lambda) \hat{\mathcal{I}}_z \\ &= \hat{\mathcal{I}}_{\lambda f + (1-\lambda)z}.\end{aligned}$$

This proves the efficiency of the parametrization of our estimator $\hat{\mathcal{I}}_f$.

C.2 Variance and its surrogate

For any function f , let us first recall the expression of our estimator's variance $\text{var}[\hat{\mathcal{I}}_f]$:

$$\text{var}[\hat{\mathcal{I}}_f] = \frac{1}{n_B} \text{var}_{\nu(\pi_B)} \left[\sum_{t=1}^T f(w_A(\tau_t)) r_t \right] + \frac{1}{n_A} \text{var}_{\nu(\pi_A)} \left[\sum_{t=1}^T (1 - w_B(\tau_t) [1 + f(w_A(\tau_t))]) r_t \right].$$

Our ultimate goal is to find the function f that results in the estimator with the lowest variance. If we cannot find that, we will be happy about a function f that drastically improve on the difference estimator. We already know that any function f , as long as it respects condition (C₂), will do so when π_A and π_B are nearly identical. But that was also achieved by vanilla IPS and is not sufficient to build robust estimators. To simplify our study, we suppose that the covariances within trajectories can be neglected and are dominated by the sum of variances:

$$\begin{aligned}\text{var}[\hat{\mathcal{I}}_f] &= \frac{1}{n_B} \text{var}_{\nu(\pi_B)} \left[\sum_{t=1}^T f(w_A(\tau_t)) r_t \right] + \frac{1}{n_A} \text{var}_{\nu(\pi_A)} \left[\sum_{t=1}^T (1 - w_B(\tau_t) [1 + f(w_A(\tau_t))]) r_t \right] \\ &\approx \frac{1}{n_B} \sum_{t=1}^{\bar{T}} \text{var}_{\nu(\pi_B)} [f(w_A(\tau_t)) r_t] + \frac{1}{n_A} \sum_{t=1}^{\bar{T}} \text{var}_{\nu(\pi_A)} [(1 - w_B(\tau_t) [1 + f(w_A(\tau_t))]) r_t].\end{aligned}$$

This holds when the states within trajectories present little correlations (a milder condition than contextual bandit setting [21]), or when the covariances nullify each other. With this assumption, we can upper bound the variance with our surrogate S_f as we have:

$$\begin{aligned}\text{var}[\hat{\mathcal{I}}_f] &= S_f - \sum_{t=1}^{\bar{T}} (\mathbb{E}_{\nu(\pi_A)} [(1 - w_B(\tau_t) [1 + f(w_A(\tau_t))]) r_t])^2 - \sum_{t=1}^{\bar{T}} (\mathbb{E}_{\nu(\pi_B)} [(f(w_A(\tau_t)) r_t)])^2 \\ &\leq S_f.\end{aligned}$$

The surrogate is an upper bound of the variance (when neglecting covariances within trajectories), and can be tight when:

$$\sum_{t=1}^{\bar{T}} (\mathbb{E}_{\nu(\pi_A)} [(1 - w_B(\tau_t) [1 + f(w_A(\tau_t))]) r_t])^2 + \sum_{t=1}^{\bar{T}} (\mathbb{E}_{\nu(\pi_B)} [(f(w_A(\tau_t)) r_t)])^2 \ll S_f.$$

This happens when the reward signal has a much smaller expectation than its variance. This happens in all computational advertising scenarios, where the CTR or conversion rates are really small [36]. This term should also be negligible when π_A and π_B are close.

Let us study the minimizers of the variance and the surrogate and see if we can get more insight. As both only differ in additional terms, we can focus on the variance and derive the surrogate minimizer as a direct result. The variance decomposes over the timeline, we can on the setting when $T = 1$. Let us add an additional assumption that $n_A = n_B$, we have:

$$\text{var}[\hat{\mathcal{I}}_f] \propto \text{var}_{\nu(\pi_B)} [f(w_A(\tau_t)) r_t] + \text{var}_{\nu(\pi_A)} [(1 - w_B(\tau_t) [1 + f(w_A(\tau_t))]) r_t].$$

We look for its minimizer w.r.t f . We first write down the term we want to minimize as:

$$\begin{aligned}\text{var}[\hat{\mathcal{I}}_f] &\propto \text{var}_{\nu(\pi_B)} [f(w_A(\tau_t)) r_t] + \text{var}_{\nu(\pi_A)} [(1 - w_B(\tau_t) [1 + f(w_A(\tau_t))]) r_t] \\ &\propto \mathbb{E}_{\nu(\pi_B)} [(f(w_A(\tau_t)) r_t)^2] - (\mathbb{E}_{\nu(\pi_B)} [f(w_A(\tau_t)) r_t])^2 \\ &\quad + \mathbb{E}_{\nu(\pi_A)} [(1 - w_B(\tau_t) [1 + f(w_A(\tau_t))]) r_t]^2 - (\mathbb{E}_{\nu(\pi_A)} [(1 - w_B(\tau_t) [1 + f(w_A(\tau_t))]) r_t])^2.\end{aligned}$$

The function we want to minimize decomposes over the expectation, and every trajectory τ_t can be linked to a one dimensional variable $f(w_A(\tau_t))$. This means that we can solve this minimization problem by looking for one variable $f(w_A(\tau_t))$ at a time, that sets the derivative to 0.

Let $f_0 = f(w_A(\tau_t))$, setting the derivative w.r.t to f_0 to 0 gets us after some simplifications:

$$\begin{aligned} f(w_A(\tau_t)) - \frac{r(a_t, s_t)}{\mathbb{E}[r_t^2]} \mathbb{E}_{\nu(\pi_B)} [f(w_A(\tau_t)) r_t] &= (1 - w_B(\tau_t) [1 + f(w_A(\tau_t))]) \\ &\quad + \frac{r(a_t, s_t)}{\mathbb{E}[r_t^2]} \mathbb{E}_{\nu(\pi_B)} [(1 - w_B(\tau_t) [1 + f(w_A(\tau_t))]) r_t]. \end{aligned}$$

As our estimator is unbiased (f respects (C_1)), this equation is equivalent to:

$$f(w_A(\tau_t)) = 1 - w_B(\tau_t) [1 + f(w_A(\tau_t))] + \frac{r(a_t, s_t)}{\mathbb{E}[r_t^2]} \mathcal{I}(\pi_A, \pi_B).$$

This minimizer, even in the simple scenario of $T = 1$ and $n_A = n_B$, still depends on intractable problem dependent quantities. Similarly, the minimizer of the variance surrogate is S_f verifies:

$$f(w_A(\tau_t)) = 1 - w_B(\tau_t) [1 + f(w_A(\tau_t))]$$

Which is equivalent to the previous solution when:

$$\frac{r(a_t, s_t)}{\mathbb{E}[r_t^2]} \mathcal{I}(\pi_A, \pi_B) \approx 0. \quad (11)$$

This confirms our first intuition, as both solutions will match when the signal to noise ratio of the reward is small (CTR, conversion rates), and/or the improvement is small, either the policies are different but there is no improvement, or both policies are close to each other.

C.3 Beyond Minimizing Variance

In the main paper, we were interested in finding the function f that minimizes the variance of our improvement estimator $\hat{\mathcal{I}}_f$. Let us say that we are interested in another metric. Instead of the variance, we want to minimize the first, *central* absolute moment, connected to the the mean absolute error (MAE) [18]:

$$\mathbb{E} [|\hat{\mathcal{I}}_f - \mathcal{I}(\pi_A, \pi_B)|].$$

We can build a simple to optimize, tractable upper bound on the MAE with. We start with the triangle inequality to obtain:

$$\mathbb{E} [|\hat{\mathcal{I}}_f - \mathcal{I}(\pi_A, \pi_B)|] \leq \mathbb{E} [|\hat{\mathcal{I}}_f|] + \mathbb{E} [|\mathcal{I}(\pi_A, \pi_B)|].$$

We expect this first upper bound to be tight when the improvement is small, which is the case in real life scenarios. By linearity of the expectation and by another application of the triangle inequality, we obtain:

$$\begin{aligned} \mathbb{E} [|\hat{\mathcal{I}}_f|] &\leq \mathbb{E} \left[\left| \frac{1}{n_B} \sum_{j \in u_B} \sum_{t=1}^{T_j} f(w_A(\tau_t^j)) r_t^j + \frac{1}{n_A} \sum_{i \in u_A} \sum_{t=1}^{T_i} (1 - w_B(\tau_t^i) [1 + f(w_A(\tau_t^i))]) r_t^i \right| \right] \\ &\leq \frac{1}{n_B} \mathbb{E} \left[\left| \sum_{j \in u_B} \sum_{t=1}^{T_j} f(w_A(\tau_t^j)) r_t^j \right| \right] + \frac{1}{n_A} \mathbb{E} \left[\left| \sum_{i \in u_A} \sum_{t=1}^{T_i} (1 - w_B(\tau_t^i) [1 + f(w_A(\tau_t^i))]) r_t^i \right| \right] \\ &\leq \mathbb{E} \left[\left| \sum_{t=1}^T f(w_A(\tau_t)) r_t \right| \right] + \mathbb{E} \left[\left| \sum_{t=1}^T (1 - w_B(\tau_t) [1 + f(w_A(\tau_t))]) r_t \right| \right] \\ &\leq \mathbb{E} \left[\sum_{t=1}^T |f(w_A(\tau_t)) r_t| + |(1 - w_B(\tau_t) [1 + f(w_A(\tau_t))]) r_t| \right] = \mathcal{M}_f. \end{aligned}$$

As for the variance surrogate reduction, the function \mathcal{M}_f we want to minimize decomposes over the expectation, and every trajectory τ_t can be linked to a one dimensional variable $f(w_A(\tau_t))$. This

means that we can solve this minimization problem by looking for one variable $f(w_A(\tau_t))$ at a time, that minimizes:

$$\mathbb{E}_{\pi_A, \pi_B} [|f(w_A(\tau_t))r_t| + |(1 - w_B(\tau_t) [1 + f(w_A(\tau_t))]) r_t|] ,$$

equivalent to minimizing:

$$\pi_B(\tau_t)|f(w_A(\tau_t))| + \pi_A(\tau_t)|(1 - w_B(\tau_t) [1 + f(w_A(\tau_t))])| ,$$

finally giving:

$$\pi_B(\tau_t)|f(w_A(\tau_t))| + |(\pi_A(\tau_t) - \pi_B(\tau_t) [1 + f(w_A(\tau_t))])| .$$

Now, let us study the following function and look for its minimizer in $[-1, 1]$:

$$F(f_0) = \pi_B(\tau_t)|f_0| + |\pi_A(\tau_t) - \pi_B(\tau_t) [1 + f_0]| .$$

Proof.

Define $c = w_A(\tau_t) - 1$ for simplicity.

Case 1: $f_0 \geq 0$

- If $f_0 \leq c$:

$$\begin{aligned} F(f_0) &= \pi_B(\tau_t)f_0 + (\pi_A(\tau_t) - \pi_B(\tau_t) - \pi_B(\tau_t)f_0) \\ &= \pi_A(\tau_t) - \pi_B(\tau_t) \quad (\text{constant}) \end{aligned}$$

- If $f_0 > c$:

$$\begin{aligned} F(f_0) &= \pi_B(\tau_t)f_0 - (\pi_A(\tau_t) - \pi_B(\tau_t) - \pi_B(\tau_t)f_0) \\ &= 2\pi_B(\tau_t)f_0 - \pi_A(\tau_t) + \pi_B(\tau_t) \quad (\text{increasing in } f_0) \end{aligned}$$

Case 2: $f_0 < 0$

- If $f_0 \leq c$:

$$\begin{aligned} F(f_0) &= -\pi_B(\tau_t)f_0 + (\pi_A(\tau_t) - \pi_B(\tau_t) - \pi_B(\tau_t)f_0) \\ &= \pi_A(\tau_t) - \pi_B(\tau_t) - 2\pi_B(\tau_t)f_0 \quad (\text{decreasing in } f_0) \end{aligned}$$

- If $f_0 > c$:

$$\begin{aligned} F(f_0) &= -\pi_B(\tau_t)f_0 - (\pi_A(\tau_t) - \pi_B(\tau_t) - \pi_B(\tau_t)f_0) \\ &= -\pi_A(\tau_t) + \pi_B(\tau_t) \quad (\text{constant}) \end{aligned}$$

Finding Minimizers:

- For $f_0 \geq 0, f_0 \leq c$: Any point in this region minimizes F to value $\pi_A(\tau_t) - \pi_B(\tau_t)$
- For $f_0 \geq 0, f_0 > c$: Minimum at $f_0 = c^+$ with value $\pi_A(\tau_t) - \pi_B(\tau_t)$
- For $f_0 < 0, f_0 \leq c$: Minimum at $f_0 = c^-$ with value $-\pi_A(\tau_t) + \pi_B(\tau_t)$
- For $f_0 < 0, f_0 > c$: Any point in this region minimizes F to value $-\pi_A(\tau_t) + \pi_B(\tau_t)$

Global Minimum: $f_0 = c$ when $c \in [-1, 1]$, otherwise $f_0 = 1$ if $c > 1$ and $f_0 = -1$ if $c < -1$.

Since $\pi_A(\tau_t), \pi_B(\tau_t) > 0$, we know $c = w_A(\tau_t) - 1 > -1$, so the solution is:

$$f_0 = f(w_A(\tau_t)) = \min(w_A(\tau_t) - 1, 1) = h_1(w_A(\tau_t)) . \quad (12)$$

The function h_1 reduces the variance but can be seen as an optimal choice if we want to decrease the mean absolute error of our improvement estimator. \square

D Formal Proofs.

D.1 Unbiased family of Off-Policy estimators

Recall the definition of our family of estimators. Let f be a bounded function. Our estimator writes:

$$\hat{\mathcal{I}}_f = \frac{1}{n_B} \sum_{j \in u_B} \sum_{t=1}^{T_j} f(w_A(\tau_t^j)) r_t^j + \frac{1}{n_A} \sum_{i \in u_A} \sum_{t=1}^{T_i} (1 - w_B(\tau_t^i) [1 + f(w_A(\tau_t^i))]) r_t^i.$$

We prove the condition on f for this estimator to be unbiased.

Proof. Let f be a bounded function. We take the expectation under trajectories generated by π_A and π_B of our estimator and develop:

$$\begin{aligned} \mathbb{E}_{\nu(\pi_A), \nu(\pi_B)} [\hat{\mathcal{I}}_f] &= \mathbb{E}_{\nu(\pi_B)} \left[\sum_{t=1}^T f(w_A(\tau_t)) r_t \right] + \mathbb{E}_{\nu(\pi_A)} \left[\sum_{t=1}^T (1 - w_B(\tau_t) [1 + f(w_A(\tau_t))]) r_t \right] \\ &= \mathbb{E}_{\nu(\pi_B)} \left[\sum_{t=1}^T f(w_A(\tau_t)) r_t \right] - \mathbb{E}_{\nu(\pi_A)} \left[\sum_{t=1}^T w_B(\tau_t) [1 + f(w_A(\tau_t))] r_t \right] + V(\pi_A) \\ &= \mathbb{E}_{\nu(\pi_B)} \left[\sum_{t=1}^T f(w_A(\tau_t)) r_t \right] - \mathbb{E}_{\nu(\pi_B)} \left[\sum_{t=1}^T \mathbb{1}[\pi_A(\tau_t) > 0] [1 + f(w_A(\tau_t))] r_t \right] + V(\pi_A) \\ &= \mathbb{E}_{\nu(\pi_B)} \left[\sum_{t=1}^T \mathbb{1}[\pi_A(\tau_t) = 0] f(w_A(\tau_t)) r_t \right] - \mathbb{E}_{\nu(\pi_B)} \left[\sum_{t=1}^T \mathbb{1}[\pi_A(\tau_t) > 0] r_t \right] + V(\pi_A) \\ &= \mathbb{E}_{\nu(\pi_B)} \left[\sum_{t=1}^T \mathbb{1}[\pi_A(\tau_t) = 0] (f(0) + 1) r_t \right] + \mathcal{I}(\pi_A, \pi_B). \end{aligned}$$

Meaning that by imposing $f(0) = -1$, which is exactly (C_1) , we obtain an unbiased estimator. This concludes the proof. \square

D.2 Conditions for reduced variance surrogate

For any function f , let us first write the expression of the variance surrogate:

$$S_f = \frac{1}{n_B} \mathbb{E}_{\nu(\pi_B)} \left[\sum_{t=1}^T (f(w_A(\tau_t)) r_t)^2 \right] + \frac{1}{n_A} \mathbb{E}_{\nu(\pi_A)} \left[\sum_{t=1}^T (1 - w_B(\tau_t) [1 + f(w_A(\tau_t))])^2 r_t^2 \right].$$

Recall (C_3) the condition on f defined as:

$$\forall x \in \mathbb{R}^+, \quad -1 \leq f(x) \leq \min(2x - 1, 1). \quad (13)$$

The following holds: f respects $(C_3) \implies S_f \leq S_{h_-}$.

Proof. We start by writing down the variance surrogate for the difference-in-means estimator as f being the constant $h_- : x \rightarrow -1$:

$$\begin{aligned} S_{h_-} &= \frac{1}{n_B} \mathbb{E}_{\nu(\pi_B)} \left[\sum_{t=1}^T r_t^2 \right] + \frac{1}{n_A} \mathbb{E}_{\nu(\pi_A)} \left[\sum_{t=1}^T r_t^2 \right], \\ S_f &= \frac{1}{n_B} \mathbb{E}_{\nu(\pi_B)} \left[\sum_{t=1}^T (f(w_A(\tau_t)) r_t)^2 \right] + \frac{1}{n_A} \mathbb{E}_{\nu(\pi_A)} \left[\sum_{t=1}^T (1 - w_B(\tau_t) [1 + f(w_A(\tau_t))])^2 r_t^2 \right]. \end{aligned}$$

We compare the two expectation terms (under π_A and π_B) independently. For the first term, we force our function f to be in the region $|f| < 1$ to expect a reduction of the first term of the variance surrogate. For the second term, the condition $-1 < f(x) < 2x - 1$ for all x ensures a smaller variance surrogate. Combining both conditions results in (C_3) . \square

D.3 Optimal Off-Policy estimator

For any function f , let us first recall the expression of the variance surrogate:

$$S_f = \frac{1}{n_B} \mathbb{E}_{\nu(\pi_B)} \left[\sum_{t=1}^T (f(w_A(\tau_t)) r_t)^2 \right] + \frac{1}{n_A} \mathbb{E}_{\nu(\pi_A)} \left[\sum_{t=1}^T (1 - w_B(\tau_t) [1 + f(w_A(\tau_t))])^2 r_t^2 \right].$$

We proceed to prove Proposition 4.4.

Proof. Similarly to the variance study in Appendix C.2, the function S_f we want to minimize decomposes over the expectation, and every trajectory τ_t can be linked to a one dimensional variable $f(w_A(\tau_t))$. This means that we can solve this minimization problem by looking for one variable $f(w_A(\tau_t))$ at a time, that sets the derivative to 0. Let $f_0 = f(w_A(\tau_t))$, we have:

$$\begin{aligned} \frac{d}{df_0} S_f = 0 &\iff \frac{1}{n_B} f(w_A(\tau_t)) = \frac{1}{n_A} (1 - w_B(\tau_t) [1 + f(w_A(\tau_t))]) \\ &\iff n_r f(w_A(\tau_t)) = 1 - w_B(\tau_t) [1 + f(w_A(\tau_t))] \\ &\iff (n_r + w_B(\tau_t)) f(w_A(\tau_t)) = 1 - w_B(\tau_t) \\ &\iff f(w_A(\tau_t)) = \frac{1 - w_B(\tau_t)}{n_r + w_B(\tau_t)} \\ &\iff f(w_A(\tau_t)) = \frac{w_A(\tau_t) - 1}{n_r w_A(\tau_t) + 1}. \end{aligned}$$

This concludes the proof. Note that the optimization problem was smooth and the solution obtained already verifies all the conditions we stated before, without forcing any constraints. \square

E Detailed Experimental Setup and Results

In this section, we provide more details about the experimental settings. We conduct experiments to empirically validate the behavior of our family of estimators and quantify the variance reduction $v(f) = \text{var}(\hat{\mathcal{I}})/\text{var}(\hat{\mathcal{I}}_f)$ achieved by our family of estimators in different scenarios. We simulate an environment with a discrete action space \mathcal{A} of size $|\mathcal{A}| = 10$ and binary, noisy sparse rewards reminiscent of online decision systems scenarios (e.g. Banner layout to increase CTR, or conversions). These rewards are Bernoulli variable of probabilities close to $p = 10^{-2}$. The expectation of the rewards for each action a changes from a setting to another, but stays in the $p = 10^{-2}$ region.

E.1 The bandit setting

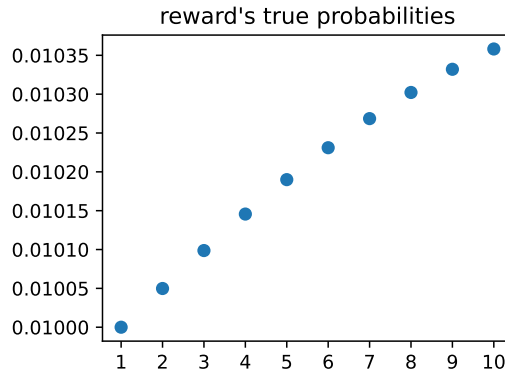


Figure 4: Rewards true probabilities p for the bandit setting.

We compute the distance $d(\pi_A, \pi_B)$ as:

$$d(\pi_A, \pi_B) = \frac{1}{2} \left(\mathbb{E}_{a \sim \pi_A} \left[\left(\frac{\pi_B(a)}{\pi_A(a)} - 1 \right)^2 \right] + \mathbb{E}_{a \sim \pi_B} \left[\left(\frac{\pi_A(a)}{\pi_B(a)} - 1 \right)^2 \right] \right)$$

Table 2: Variances of different estimators for different settings.

$d(\pi_A, \pi_B)$	n_r	$\text{var} [\hat{\mathcal{I}}]$	$\text{var} [\hat{\mathcal{I}}_{h_1}]$	$\text{var} [\hat{\mathcal{I}}_{f_1^*}]$	$\text{var} [\hat{\mathcal{I}}_{f_{n_r}^*}]$
0.266	1/4	0.0628	0.0070	0.0033	0.0022
	1	0.0402	0.0030	0.0021	0.0021
	4	0.0628	0.0023	0.0033	0.0022
79.10	1/4	0.0622	0.0552	0.0558	0.0543
	1	0.0400	0.0361	0.0352	0.0352
	4	0.0626	0.0577	0.0543	0.0518

E.1.1 Distribution of the different policies considered.

1. **First case.** $d(\pi_A, \pi_B) = 0.266$. The variance reduction in this setting is very substantial.
2. **Second case.** $d(\pi_A, \pi_B) = 7.93$. The variance reduction here was still very significant.
3. **Third case.** $d(\pi_A, \pi_B) = 79.43$. The variance reduction here is marginal.

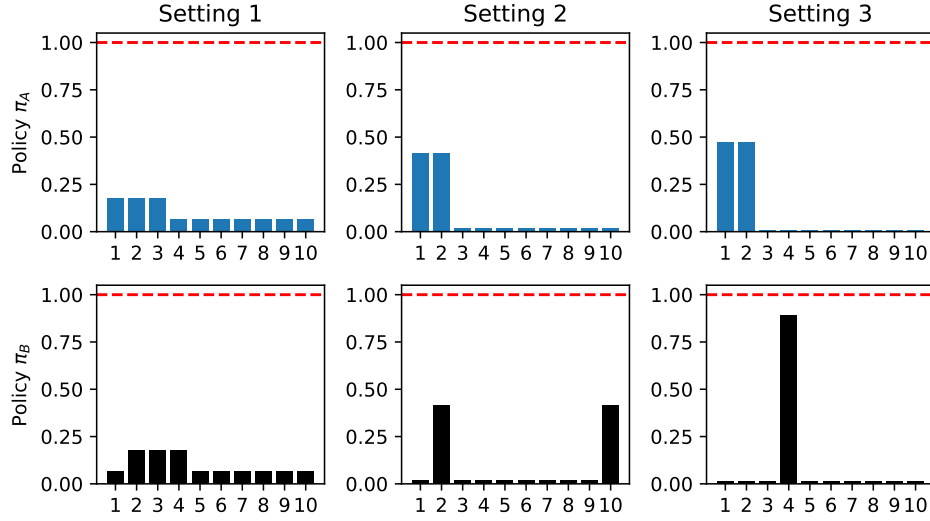


Figure 5: Policies of the bandit setting.

E.1.2 Data Imbalance

In this section, we want to show how data imbalance affect the variance of the estimators, confirming our intuition that the difference estimator suffers the variance of the smallest population, while the off-policy estimators, once similarities can be leveraged, will not suffer any additional variance as long as the total population size is constant. Table 2 summarizes these variances for the close tested policies and far tested policies. We can see that for the first, close policies setting, $\hat{\mathcal{I}}_{f_{n_r}^*}$ does not suffer any additional variance, with it being constant no matter the imbalance in the data, making it adaptive while the classical difference estimator suffers the variance of the smallest population. Once the policies are very different, all estimators suffer in the same way, as our optimal estimator $\hat{\mathcal{I}}_{f_{n_r}^*}$ cannot leverage similarities between datasets.

E.2 The A/B Testing Scenario

We simulate multiple A/B testing scenarios in a recommendation environment. We construct a Markov Chain to model user boredom, wherein repeatedly recommending the same item reduces user engagement over time. Such environments incentivize diffuse policies that diversify recommendations to maintain user interest. We set $|\mathcal{A}| = d = 10$. For any t , the user state is denoted by $\mathbf{s}_t \in \mathbb{R}^d$, and the Markov Decision Process evolves as follows:

$$\begin{aligned} \mathbf{s}_{t+1} &= \mathbf{s}_t + \sigma \epsilon - \beta_a \odot \mathbf{s}_t, \\ r_t &\sim B(y_t), \quad \text{with } y_t = p \cdot \text{clip}(\langle \beta_a, \rho \mathbf{s}_t + (1 - \rho) \mathbf{s}_0 \rangle, [0, 1]), \end{aligned}$$

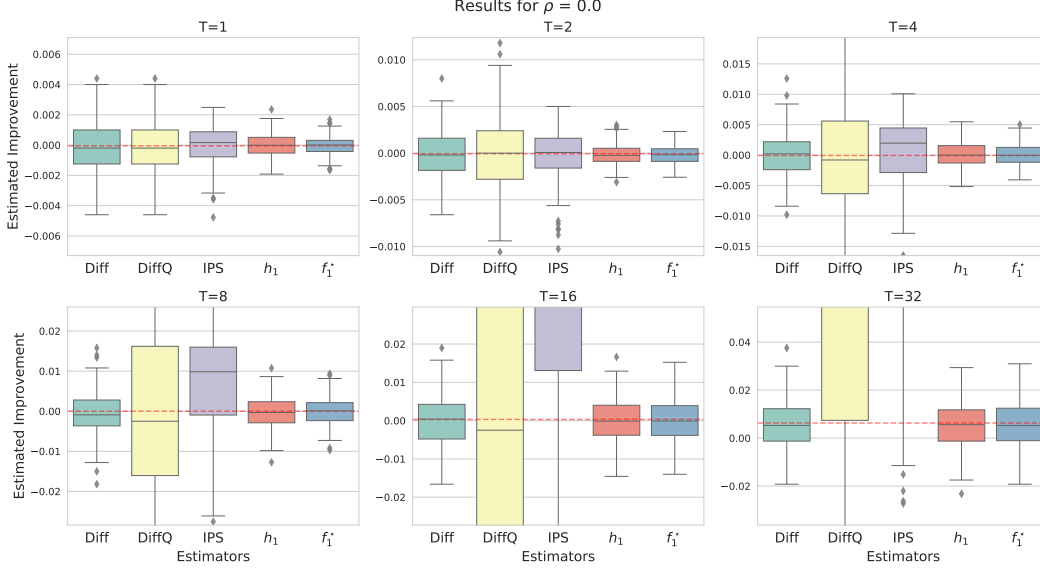


Figure 6: Results for $\rho = 0.$.

where $\epsilon \in \mathbb{R}^d$ is Gaussian noise, σ controls its scale, $\beta_a \in \mathbb{R}^d$ is the parameter vector associated with action a , $p = 0.02$, ρ controls the long term dependency with the initial state s_0 and $B(y_t)$ denotes a Bernoulli distribution with mean y_t . We restrict $s_t \in [0, 1]^d$ and $y_t \in [0, 1]$ by clipping. In the main experiment (Figure 3), $\rho = 1$ was used to maintain the Markovian assumption. Here, we also test changing $\rho \in \{0, 0.2, 0.5, 0.8, 1.\}$. We collect $N = 5000$ interactions under each policy π_A and π_B , ensuring balanced datasets \mathcal{D}_A and \mathcal{D}_B . We evaluate several A/B testing estimators: Diff (difference-in-means), DiffQ (difference-in-Qs) [12, 11], designed for Markovian Interference, IPS (Inverse Propensity Scoring from (8)), and our regularized estimators $\hat{\mathcal{I}}_{h_1}$ and $\hat{\mathcal{I}}_{f_1^*}$ based on functions h_1 and f_1^* . We run experiments across horizons $T \in \{1, 2, 4, 8, 16, 32\}$, repeating each 200 times. We give below the results of these experiments while also changing ρ . The observations can be generalized over all values of ρ . DiffQ, designed for Markovian Interference, performs poorly and is outperformed by the difference-in-means (Diff). Naive IPS benefits from policy similarity at short horizons but becomes unstable as T increases. In contrast, our estimators consistently improve over Diff, offering significant variance reduction at short horizons and modest gains at longer ones.

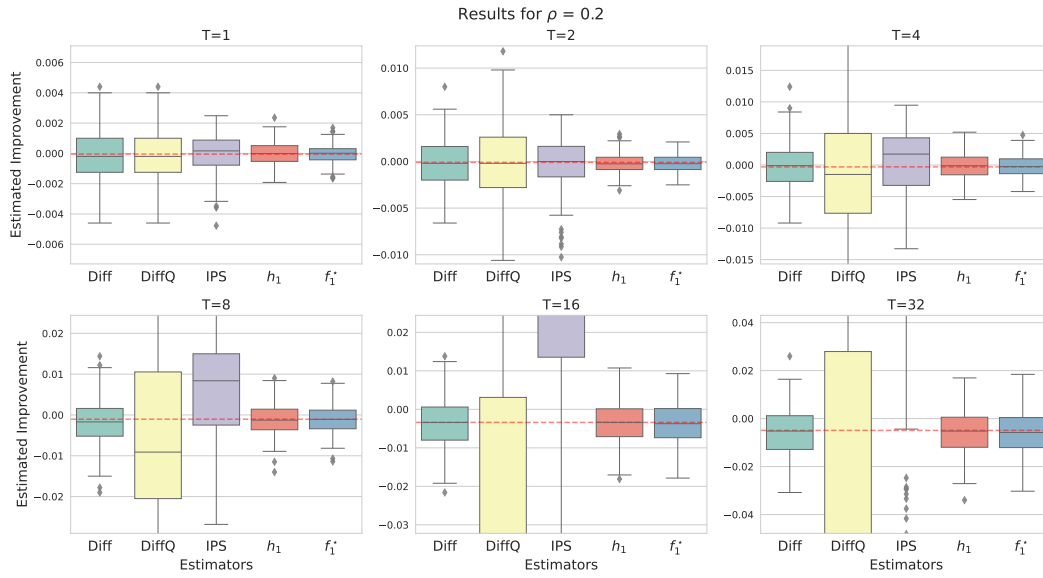


Figure 7: Results for $\rho = 0.2$.

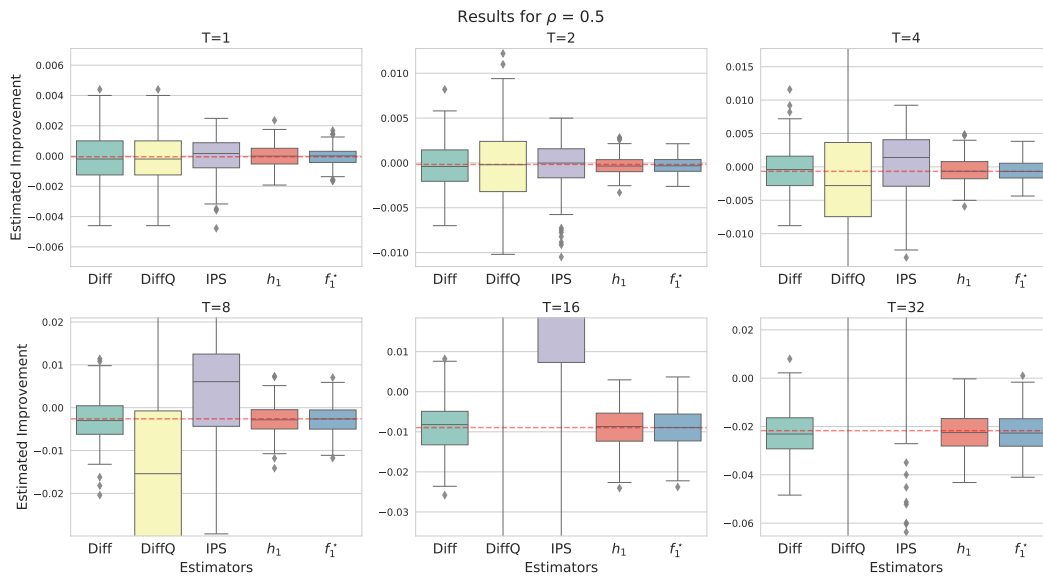


Figure 8: Results for $\rho = 0.5$.

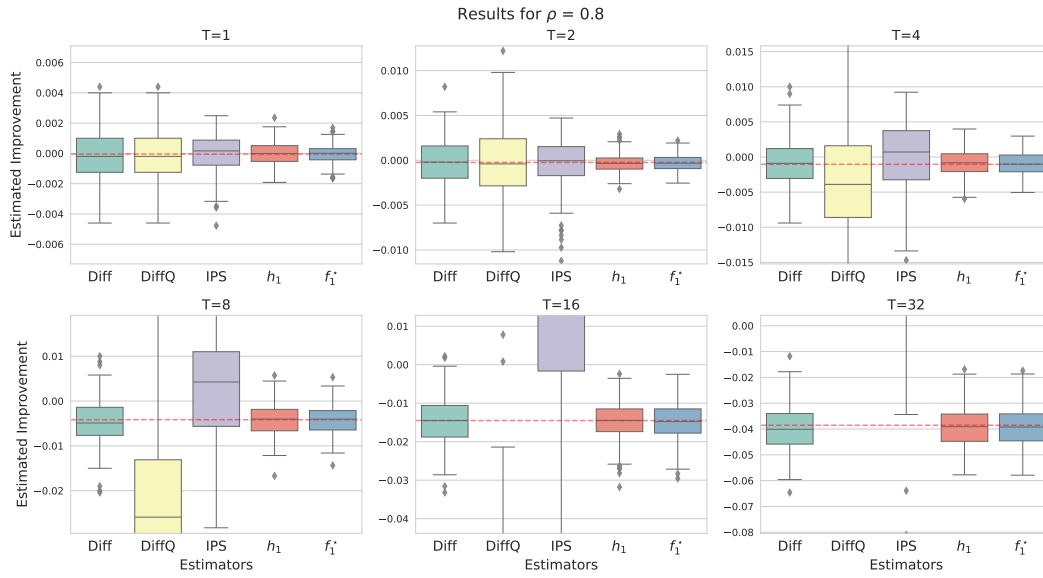


Figure 9: Results for $\rho = 0.8$.

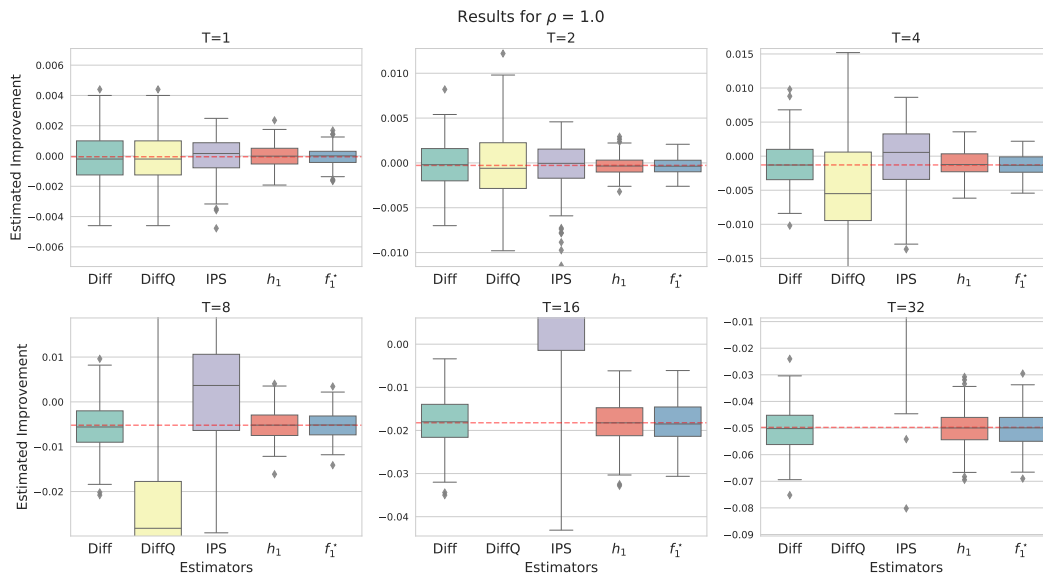


Figure 10: Results for $\rho = 1$.