

Using Vision Language Models to Detect Students' Academic Emotion through Facial Expressions

Delian Wang, Chao Yang, Gaowei Chen
Faculty of Education, The University of Hong Kong, Hong Kong
wdeliang@connect.hku.hk, chaoyang@connect.hku.hk, gwchen@hku.hk

ABSTRACT

Students' academic emotions significantly influence their social behavior and learning performance. Traditional approaches to automatically and accurately analyze these emotions have predominantly relied on supervised machine learning algorithms. However, these models often struggle to generalize across different contexts, necessitating repeated cycles of data collection, annotation, and training. The emergence of Vision-Language Models (VLMs) offers a promising alternative, enabling generalization across visual recognition tasks through zero-shot prompting without requiring fine-tuning. This study investigates the potential of VLMs to analyze students' academic emotions via facial expressions in an online learning environment. We employed two VLMs, Llama-3.2-11B-Vision-Instruct and Qwen2.5-VL-7B-Instruct, to analyze 5,000 images depicting confused, distracted, happy, neutral, and tired expressions using zero-shot prompting. Preliminary results indicate that both models demonstrate moderate performance in academic facial expression recognition, with Qwen2.5-VL-7B-Instruct outperforming Llama-3.2-11B-Vision-Instruct. Notably, both models excel in identifying students' happy emotions but fail to detect distracted behavior. Additionally, Qwen2.5-VL-7B-Instruct exhibits relatively high performance in recognizing students' confused expressions, highlighting its potential for practical applications in identifying content that causes student confusion.

Keywords

Academic emotion, facial expression, vision language model, Llama-3.2-11B-Vision-Instruct, Qwen2.5-VL-7B-Instruct

1. INTRODUCTION

Academic emotions refer to the emotions and feelings experienced by students in educational settings, such as enjoyment of learning, pride in success, and test anxiety [23]. These emotions have been found to significantly impact students' learning outcomes [2, 9, 25]. For instance, a meta-

analysis indicates a significantly positive correlation between positive emotions and academic achievement, and a significantly negative correlation between negative emotions and academic achievement [17]. Moreover, extreme negative academic emotions, such as depression resulting from academic stress, can lead to self-harming behaviors and, in the most severe cases, suicide [12].

Given the significance of academic emotions, researchers have explored various methods to assess these emotions in students. Traditionally, questionnaires have been employed as self-report tools for students to disclose their academic emotions [7, 21]. However, due to fear of negative consequences, such as criticism from teachers and parents, students may sometimes conceal their true emotions and report their feelings in a more positive light. Additionally, static questionnaires are limited in their ability to capture the dynamic fluctuations of emotions during academic activities [16].

To address these limitations, researchers have begun to evaluate students' academic emotions through observation using multimodal approaches [1, 8, 32]. For instance, physiological signals have been employed as indicators to reflect students' emotional states and their variations during learning [15, 27]. However, the high cost of biological sensors and the impracticality of requiring students to wear these sensors consistently pose significant challenges for schools. In addition to physiological signals, other modalities such as speech, text, images, and videos have been collected to analyze students' academic emotions through voice, utterances, facial expressions, gestures, and postures [18, 32].

Faced with large volumes of data, researchers initially adopted traditional machine learning algorithms, such as support vector machines, decision trees, and random forests, to classify students' academic emotions [18, 24]. Although these methods provided automated analysis, their performance required further improvement. With advancements in deep learning, deep neural networks, including convolutional neural networks (CNNs), long short-term memory networks (LSTMs), and Transformers, have been utilized to detect students' text sentiment, facial expressions, body gestures, and postures, thereby enhancing the analysis of academic emotions [3, 10, 18, 28]. Despite the outstanding performance of deep learning models, they may not generalize well across different contexts. For example, a model trained to recognize facial expressions may not be effective for detecting gestures and postures. Furthermore, models trained on Asian students

may not perform adequately when applied to students from Western countries due to their differences in facial features.

With the advancement of artificial intelligence (AI), the emergence of vision-language models (VLMs) presents a promising solution to the aforementioned issues. Pre-trained on large-scale datasets of image-text pairs, VLMs are multimodal models capable of performing various visual recognition tasks via zero-shot prompting without the need for fine-tuning [30]. For example, VLMs can take images and text as inputs and accordingly generate text-based answers to user questions [4]. However, the application of VLMs in detecting students' academic emotions remains largely unexplored. Thus, this study investigates the potential of two VLMs, Llama-3.2-11B-Vision-Instruct and Qwen2.5-VL-7B-Instruct, in detecting students' academic emotions by analyzing their facial expressions.

2. RELATED WORK

In 1998, the American Educational Research Association held an annual meeting on "The Role of Emotions in Students' Learning and Achievement," which marked the beginning of significant attention being paid to students' emotions by researchers. Numerous studies have since found that students experience a variety of emotions in academic settings and have further confirmed that these academic emotions can impact students' learning outcomes [2, 9, 20, 25]. Moreover, academic emotions have also been found to influence students' social behavior [12]. Therefore, it is crucial to accurately identify students' emotions in academic scenarios to facilitate appropriate interventions.

Traditionally, questionnaires have been the predominant method for measuring students' academic emotions, such as the achievement emotions questionnaire [22] and the academic emotion scale [11]. However, given that questionnaires cannot capture the dynamic changes in students' academic emotions, researchers have begun to employ technologies to dynamically track students' academic emotions in a multimodal manner. For instance, psychophysiological measures, such as electrodermal activity and heart rate, have been used as indicators to identify and monitor students' academic emotions in real-time during learning in computer-based learning environments [14].

In addition, students' academic emotions can be analyzed through speech, text, images, and videos. For example, continuous speech within classroom settings has been utilized to build a speech emotion recognition system for online learning [6]. Transcripts of students' speech can be used to trace the evolution of students' sentiments in classroom learning [13] and computer-supported collaborative learning [31]. Images of students' performance during learning can be used to recognize their academic emotions through facial expressions, gestures, and postures [5, 18]. Furthermore, videos of classroom teaching can be employed to analyze students' emotional engagement in learning [29].

To automate the analysis of academic emotions, researchers commonly use supervised machine learning techniques, including traditional algorithms and deep learning algorithms, to train models. However, these models have several limitations. For example, models trained to recognize facial

expressions cannot be used to analyze body gestures. Additionally, models trained on Asian students may not perform well on Western students due to differing facial traits. In such cases, researchers may need to repeat the data collection, data annotation, and model training processes. The emergence of VLMs appears to offer a solution to these issues due to their ability to generalize across visual recognition tasks via zero-shot prompting. Therefore, this study aims to explore whether VLMs can be used to identify students' academic emotions through facial expressions.

3. METHOD

3.1 Dataset

In this study, we analyzed students' academic emotions through their facial expressions. Specifically, we utilized the Online Learning Spontaneous Facial Expression Database (OLS-FED) [3] as our academic emotion dataset. This dataset captures the facial expressions of 82 students while they watched instructional videos in an online learning context, comprising a total of 31,115 images representing five facial expressions: confused, distracted, happy, tired, and neutral, as illustrated in Figure 1. Each image has a resolution of 1280x720, ensuring high quality. All participants were Asian students, signed consent forms permitting the use of their images and videos for non-commercial scientific research. For this preliminary study, we randomly selected 1,000 images for each type of facial expression for analysis by the VLMs, resulting in a total of 5,000 images.

3.2 Prompting vision language models

Llama-3.2-11B-Vision-Instruct¹ and Qwen2.5-VL-7B-Instruct² were selected as the representative VLMs in this study due to their open-source nature. Specifically, Llama-3.2-11B-Vision-Instruct, released in September 2024, is optimized from the pre-trained Llama 3.1 language model for tasks including visual recognition, image reasoning, captioning, and answering general questions about images [19]. This model outperforms many available open-source and proprietary multimodal models on standard industry benchmarks. Similarly, Qwen2.5-VL-7B-Instruct, released in January 2025, is optimized from Qwen2-VL for tasks such as recognizing and locating objects within images, analyzing image content, and comprehending long videos and pinpointing specific video segments [26]. This model also achieves outstanding performance on standard industry benchmarks.

The prompt designed for Llama-3.2-11B-Vision-Instruct and Qwen2.5-VL-7B-Instruct to analyze students' facial expressions comprises three components: *instruction*, *context*, and *input*, as illustrated in Figure 2. The *instruction* component specifies the task for the VLMs. In this study, the instruction was formulated as follows: *The student in the attached image is watching a teaching video. Classify the student's expression into one of the following categories: confused, distracted, happy, tired, or neutral.* To facilitate the swift extraction of the classification result, an additional directive was included: *Provide only the category as your answer, without any additional words.* This precaution was necessary to prevent VLMs from generating lengthy responses,

¹<https://huggingface.co/meta-llama/Llama-3.2-11B-Vision-Instruct>

²<https://huggingface.co/Qwen/Qwen2.5-VL-7B-Instruct>




Figure 1: Five facial expressions in the OLSFED dataset[3].

Instruction	The student in the attached is watching a teaching video. Classify the student's expression into one of the following categories: confused, distracted, happy, tired, or neutral. Provide only the category as your answer, without any additional words.
Context	<p>The definitions of each category are as follows:</p> <ul style="list-style-type: none"> • Confused: The student appears confused, such as frowning or showing signs of puzzlement. • Distracted: The student is not focused on the screen, such as looking away, turning in another direction, or engaging in other activities. • Happy: The student is smiling, laughing, or showing signs of enjoyment. • Tired: The student appears sleepy, yawning, or holding their face with their hand. • Neutral: The student's expression does not fit into any of the above categories.
Input	<Attached image>

Figure 2: The prompt designed for VLMs.

which could complicate the accurate and prompt extraction of the classification results. The *context* component provides definitions for the five facial expressions to enhance classification accuracy. Finally, the *input* component consists of the student's images to be analyzed.

4. RESULTS

Table 1 presents the overall performance of Llama-3.2-11B-Vision-Instruct and Qwen2.5-VL-7B-Instruct in classifying five academic facial expressions. Specifically, Llama-3.2-11B-Vision-Instruct achieves 0.4519 in F1 score, 0.5118 in accuracy, 0.6473 in precision, and 0.5118 in recall, respectively. In contrast, Qwen2.5-VL-7B-Instruct achieves corresponding values of 0.5197, 0.5546, 0.7613, and 0.5546. Given that facial expression recognition in our study constitutes a five-way classification task, we consider the F1 score and accuracy as the primary metrics for evaluating model performance. Consequently, both models demonstrate moderate performance, with Qwen2.5-VL-7B-Instruct outperforming Llama-3.2-11B-Vision-Instruct.

Figures 3, 4, and 5 illustrate the F1 score, precision, and recall for each facial expression category for both models.

Specifically, for the F1 score, Llama-3.2-11B-Vision-Instruct achieves values of 0.27, 0.04, 0.92, 0.55, and 0.49 across the five facial expression categories, whereas Qwen2.5-VL-7B-Instruct achieves values of 0.65, 0.01, 0.83, 0.51, and 0.59, respectively. Both models perform well in recognizing the 'happy' emotion but fail to detect the 'distracted' behavior. They perform moderately in identifying 'neutral' and 'tired' expressions. Moreover, Llama-3.2-11B-Vision-Instruct exhibits significant limitations in recognizing the 'confused' expression, while Qwen2.5-VL-7B-Instruct demonstrates relatively high performance in this category.

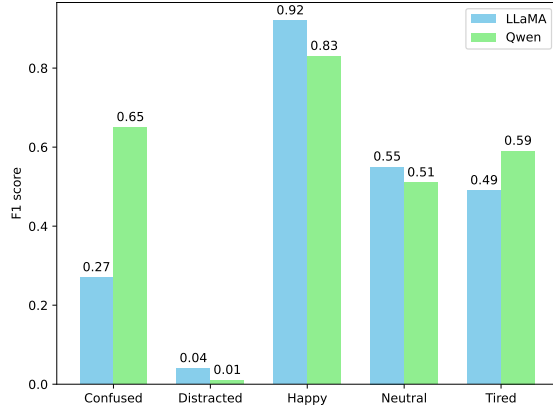
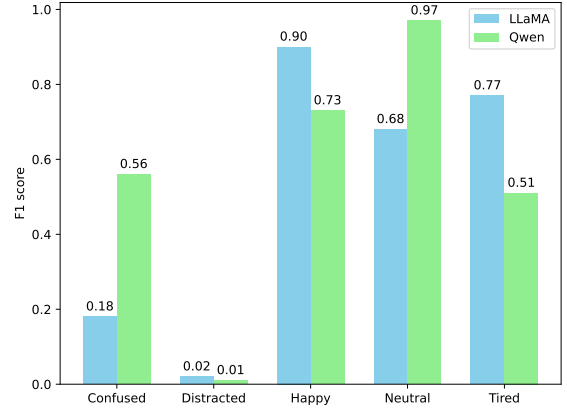
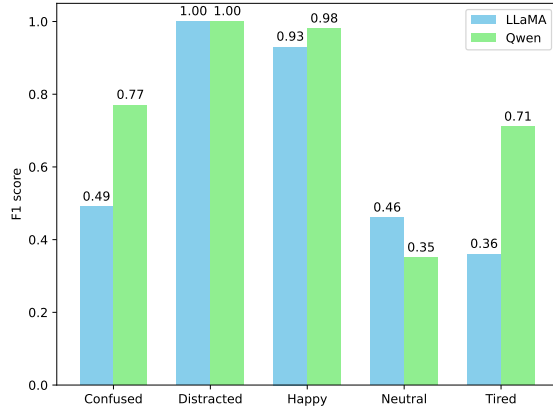
Similar trends are observed in the precision and recall metrics. Notably, both models achieve high precision scores (1.00 and 1.00) for the 'distracted' expression but exhibit extremely low recall scores (0.02 and 0.01) for the same category. This indicates that although the models classify few images as 'distracted,' these classifications are accurate.

5. DISCUSSION AND CONCLUSION

To automatically and accurately analyze students' academic emotions, researchers have utilized supervised machine learning algorithms to train various models. However, these mod-

Table 1: The overall performance of Llama-3.2-11B-Vision-Instruct and Qwen2.5-VL-7B-Instruct.

Model	F1 Score	Accuracy	Precision	Recall
Llama-3.2-11B-Vision-Instruct	0.4519	0.5118	0.6473	0.5118
Qwen2.5-VL-7B-Instruct	0.5197	0.5546	0.7613	0.5546

**Figure 3: F1 scores of Llama-3.2-11B-Vision-Instruct and Qwen2.5-VL-7B-Instruct on four facial expressions.****Figure 5: Recall scores of Llama-3.2-11B-Vision-Instruct and Qwen2.5-VL-7B-Instruct on four facial expressions.****Figure 4: Precision scores of Llama-3.2-11B-Vision-Instruct and Qwen2.5-VL-7B-Instruct on four facial expressions.**

els face challenges in generalizing well across different contexts, necessitating repeated cycles of data collection, annotation, and training. The advent of VLMs offers a potential solution to these issues, as they can generalize across visual recognition tasks via zero-shot prompting without the need for fine-tuning. Consequently, this study explores the potential of VLMs to analyze students' academic emotions through facial expressions in an online learning environment. Specifically, we employed Llama-3.2-11B-Vision-Instruct and Qwen2.5-VL-7B-Instruct to analyze 5,000 images representing confused, distracted, happy, neutral, and tired expressions using zero-shot prompting. The preliminary results indicate that both models demonstrate moderate performance in the task of academic facial expression recognition, with Qwen2.5-VL-7B-Instruct outperforming Llama-3.2-11B-Vision-Instruct. Notably, both models

excel in identifying students' happy emotions but fail to effectively detect distracted behavior. Moreover, Qwen2.5-VL-7B-Instruct shows relatively high performance in identifying students' confused expressions, suggesting its significant potential for practical applications in identifying content that causes student confusion.

Despite these promising findings, several limitations of this exploratory study must be acknowledged. First, the preliminary analysis was conducted on a subset of an academic emotion dataset. The findings would be more robust with experiments conducted on more comprehensive datasets. Second, this study focused solely on analyzing academic emotions through facial expressions. In reality, academic emotions can be analyzed through multiple modalities. Therefore, the potential of VLMs for academic emotion analysis could also be explored through other modalities, such as students' gestures. Third, only two VLMs were examined in this study. Future research should investigate a broader range of VLMs, including proprietary models. Consequently, promising research directions in this area include leveraging multiple VLMs to analyze academic emotions through multimodal data on diverse datasets and evaluating their practical impact.

6. REFERENCES

- [1] S. M. S. A. Abdullah, S. Y. A. Ameen, M. A. Sadeeq, and S. Zeebaree. Multimodal emotion recognition using deep learning. *Journal of Applied Science and Technology Trends*, 2(01):73–79, 2021.
- [2] N. Alshareef, I. Fletcher, and S. Giga. The role of emotions in academic performance of undergraduate medical students: a narrative review. *BMC Medical Education*, 24(1):907, 2024.
- [3] C. Bian, Y. Zhang, F. Yang, W. Bi, and W. Lu.

- Spontaneous facial expression database for academic emotion inference in online learning. *IET Computer Vision*, 13(3):329–337, 2019.
- [4] F. Bordes, R. Y. Pang, A. Ajay, A. C. Li, A. Bardes, S. Petryk, O. Mañas, Z. Lin, A. Mahmoud, B. Jayaraman, et al. An introduction to vision-language modeling. *arXiv preprint arXiv:2405.17247*, 2024.
 - [5] G. Castellano, L. Kessous, and G. Caridakis. Emotion recognition through multiple modalities: face, body gesture, speech. *Affect and Emotion in Human-Computer Interaction: From Theory to Applications*, pages 92–103, 2008.
 - [6] L. Cen, F. Wu, Z. L. Yu, and F. Hu. A real-time speech emotion recognition system and its application in online learning. In *Emotions, technology, design, and learning*, pages 27–46. Elsevier, 2016.
 - [7] W.-W. Chiang and C.-J. Liu. Scale of academic emotion in science education: Development and validation. *International Journal of Science Education*, 36(6):908–928, 2014.
 - [8] I. Dubovi. Cognitive and emotional engagement while learning with vr: The perspective of multimodal methodology. *Computers & Education*, 183:104495, 2022.
 - [9] S. Ekornes. The impact of perceived psychosocial environment and academic emotions on higher education students’ intentions to drop out. *Higher Education Research & Development*, 41(4):1044–1059, 2022.
 - [10] X. Feng, Y. Wei, X. Pan, L. Qiu, and Y. Ma. Academic emotion classification and recognition method for large-scale online learning environment—based on a-cnn and lstm-att deep learning pipeline method. *International journal of environmental research and public health*, 17(6):1941, 2020.
 - [11] S. Govaerts and J. Grégoire. Development and construct validation of an academic emotions scale. *International Journal of Testing*, 8(1):34–54, 2008.
 - [12] L. Guo, W. Wang, T. Wang, W. Li, M. Gong, S. Zhang, W.-H. Zhang, and C. Lu. Association of emotional and behavioral problems with single and multiple suicide attempts among chinese adolescents: modulated by academic performance. *Journal of affective disorders*, 258:25–32, 2019.
 - [13] C. Huang, Z. Han, M. Li, X. Wang, and W. Zhao. Sentiment evolution with interaction levels in blended learning environments: Using learning analytics and epistemic network analysis. *Australasian Journal of Educational Technology*, 37(2):81–95, 2021.
 - [14] K. Huber and M. Bannert. What happens to your body during learning with computer-based environments? exploring negative academic emotions using psychophysiological measurements. *Journal of Computers in Education*, 10(1):189–215, 2023.
 - [15] E. E. Ketonen, V. Salonen, K. Lonka, and K. Salmela-Aro. Can you feel the excitement? physiological correlates of students’ self-reported emotions. *British Journal of Educational Psychology*, 93:113–129, 2023.
 - [16] M. Kubsch, D. Caballero, and P. Uribe. Once more with feeling: emotions in multimodal learning analytics. In *The multimodal learning analytics handbook*, pages 261–285. Springer, 2022.
 - [17] H. Lei and Y. Cui. Effects of academic emotions on achievement among mainland chinese students: A meta-analysis. *Social Behavior and Personality: an international journal*, 44(9):1541–1553, 2016.
 - [18] J. X.-Y. Lek and J. Teo. Academic emotion classification using fer: A systematic review. *Human Behavior and Emerging Technologies*, 2023(1):9790005, 2023.
 - [19] Meta. Llama-3.2-11b-vision-instruct, September 2024.
 - [20] R. Pekrun. Academic emotions. In *Handbook of motivation at school*, pages 120–144. Routledge, 2016.
 - [21] R. Pekrun and M. Bühner. Self-report measures of academic emotions. In *International handbook of emotions in education*, pages 561–579. Routledge, 2014.
 - [22] R. Pekrun, T. Goetz, A. C. Frenzel, P. Barchfeld, and R. P. Perry. Measuring emotions in students’ learning and performance: The achievement emotions questionnaire (aeq). *Contemporary educational psychology*, 36(1):36–48, 2011.
 - [23] R. Pekrun, T. Goetz, W. Titz, and R. P. Perry. Academic emotions in students’ self-regulated learning and achievement: A program of qualitative and quantitative research. *Educational psychologist*, 37(2):91–105, 2002.
 - [24] S. Rajan, P. Chenniappan, S. Devaraj, and N. Madian. Facial expression recognition techniques: a comprehensive survey. *IET Image Processing*, 13(7):1031–1040, 2019.
 - [25] J. Tan, J. Mao, Y. Jiang, and M. Gao. The influence of academic emotions on learning effects: A systematic review. *International journal of environmental research and public health*, 18(18):9678, 2021.
 - [26] Q. Team. Qwen2.5-vl, January 2025.
 - [27] X. Wei and J. Yin. The application of physiological feedback to the evaluation of academic emotion: A literature review. In *2021 Tenth International Conference of Educational Innovation through Technology (EITT)*, pages 346–349. IEEE, 2021.
 - [28] A. Xiang, Z. Qi, H. Wang, Q. Yang, and D. Ma. A multimodal fusion network for student emotion recognition based on transformer and tensor product. In *2024 IEEE 2nd International Conference on Sensors, Electronics and Computer Engineering (ICSECE)*, pages 1–4. IEEE, 2024.
 - [29] H. Zeng, X. Shu, Y. Wang, Y. Wang, L. Zhang, T.-C. Pong, and H. Qu. Emotioncues: Emotion-oriented visual summarization of classroom videos. *IEEE transactions on visualization and computer graphics*, 27(7):3168–3181, 2020.
 - [30] J. Zhang, J. Huang, S. Jin, and S. Lu. Vision-language models for vision tasks: A survey. *IEEE Transactions on Pattern Analysis and Machine Intelligence*, 2024.
 - [31] L. Zheng, M. Long, J. Niu, and L. Zhong. An automated group learning engagement analysis and feedback approach to promoting collaborative knowledge building, group performance, and socially shared regulation in cscl. *International Journal of Computer-Supported Collaborative Learning*,

18(1):101–133, 2023.

- [32] X. Zhu, C. Guo, H. Feng, Y. Huang, Y. Feng, X. Wang, and R. Wang. A review of key technologies for emotion analysis using multimodal information. *Cognitive Computation*, 16(4):1504–1530, 2024.