


# Omni-DPO: A Dual-Perspective Paradigm for Dynamic Preference Learning of LLMs

Shangpin Peng<sup>\*1</sup> Weinong Wang<sup>\*†2</sup> Zhuotao Tian<sup>†1</sup> Senqiao Yang<sup>3</sup>  
 Xing Wu<sup>4</sup> Haotian Xu<sup>5</sup> Chengquan Zhang<sup>6</sup> Takashi Isobe<sup>5</sup> Baotian Hu<sup>1</sup> Min Zhang<sup>1</sup>  
<sup>1</sup>HIT, Shenzhen <sup>2</sup>XJTU <sup>3</sup>CUHK <sup>4</sup>UCAS <sup>5</sup>Tsinghua University <sup>6</sup>HUST

## Abstract

Direct Preference Optimization (DPO) has become a cornerstone of reinforcement learning from human feedback (RLHF) due to its simplicity and efficiency. However, existing DPO-based approaches typically treat all preference pairs uniformly, ignoring critical variations in their inherent quality and learning utility, leading to suboptimal data utilization and performance. To address this challenge, we propose **Omni-DPO**, a dual-perspective optimization framework that jointly accounts for (1) the inherent quality of each preference pair and (2) the model’s evolving performance on those pairs. By adaptively weighting samples according to both data quality and the model’s learning dynamics during training, Omni-DPO enables more effective training data utilization and achieves better performance. Experimental results on various models and benchmarks demonstrate the superiority and generalization capabilities of Omni-DPO. On textual understanding tasks, Gemma-2-9b-it finetuned with Omni-DPO beats the leading LLM, Claude 3 Opus, by a significant margin of 6.7 points on the Arena-Hard benchmark. On mathematical reasoning tasks, Omni-DPO consistently outperforms the baseline methods across all benchmarks, providing strong empirical evidence for the effectiveness and robustness of our approach. Code and models are available at <https://github.com/pspdada/Omni-DPO>.



## 1 Introduction

Currently, the incorporation of human feedback is essential in the development of large language models (LLMs) [1]. It aligns model behavior with human values and intentions, thereby ensuring that the generated outputs are both useful, reliable, and harmless [2]. Reinforcement learning from human feedback (RLHF) is a widely adopted paradigm for fine-tuning language models [3–8]. The process begins with training a reward model that captures alignment with human intent, which is then used to guide the optimization of a policy network, typically through reinforcement learning algorithms

<sup>\*</sup>Equal contribution, <sup>†</sup>Corresponding author (tianzhuotao@hit.edu.cn).

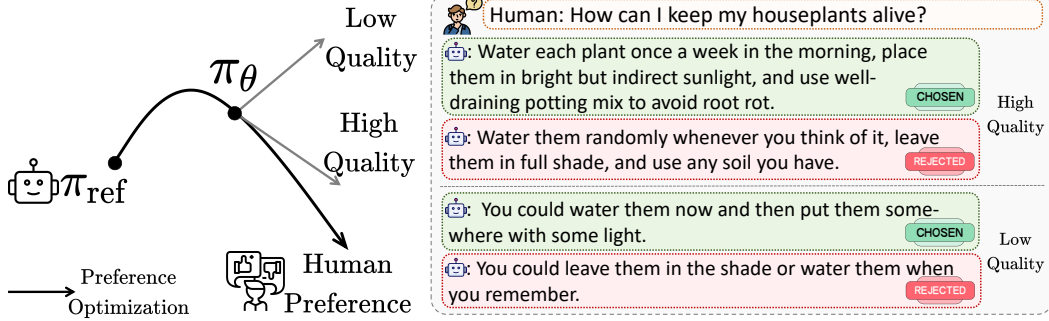


Figure 2: **Demonstrations of data quality and its effect.** During preference learning, high-quality sample pairs exhibit clear distinctions and effectively reflect human preferences, whereas low-quality pairs have ambiguous differences between positive and negative samples, failing to represent human preferences accurately.

such as Proximal Policy Optimization (PPO) [9–11]. However, this multi-stage procedure is often time-consuming in practice and poses challenges in training a reliable reward model [12–14].

To streamline the training pipeline, Direct Preference Optimization (DPO) [15] reparameterizes the reward function so that the policy can be learned directly from the preference data without a separate reward model. Concretely, it uses the log-likelihood ratio between the policy model and the supervised fine-tuned (SFT) model on the same input as an implicit reward signal, thereby rendering the training process simpler and resource-efficient, while still maintaining performance [16, 17].

**Key observations.** Although DPO and its recent variants (e.g., SimPO [18]) have achieved promising performance, they treat all preference pairs equally during training, neglecting the varying quality levels present in the data collected for preference learning [8, 19–25]. However, as demonstrated in Fig. 2, the high-quality preference pairs can help the model better align with the human preference. In contrast, the low-quality pairs with ambiguity between positive and negative samples may instead cause difficulty for representation learning. Therefore, the indiscriminate treatment of different data pairs may prevent the model from fully leveraging the data, thereby limiting the final performance.

An intuitive solution to this issue is to assign higher weights to high-quality data pairs during training, where quality can be quantified by the score difference between positive and negative samples as assessed by external experts. However, as shown in Fig. 5c, aggressively training on well-fitted high-quality pairs may lead to overfitting, ultimately degrading model performance [20, 26, 27]. This naturally leads to a key question: *How can we dynamically adjust the focus across training pairs by jointly considering both intrinsic data quality and the model’s learning dynamics during training?*

**Our solution.** To address this challenge, we propose **Omni-DPO**, a dual-perspective optimization paradigm that jointly addresses two critical aspects of dynamic preference learning: (1) the inherent quality of the preference data and (2) the evolving learning dynamics of the model. The overall objective of the proposed Omni-DPO and the comparison with vanilla DPO is illustrated in Fig. 3.

Specifically, first, we incorporate a *quality-aware weight*  $w_{qual}$  that adaptively prioritizes high-quality samples and down-weights the low-quality ones. Then, we introduce a *performance-based weight*  $w_{perf}$  that shifts the learning focus towards the sample pairs that are not well-fitted by the model, thereby mitigating overfitting. Additionally, since DPO may reduce the probabilities of generating preferred samples [28–30], we introduce a calibrated negative log-likelihood (c-NLL) loss  $\mathcal{L}_{c-NLL}$  that targets difficult yet high-quality positive samples to further improve the model’s performance.

To this end, the overall preference learning objective is obtained by combining the above components with the vanilla DPO loss, thereby explicitly modeling both the *off-policy* aspect of preference optimization, which accounts for intrinsic data quality, and the *on-policy* aspect that captures model learning dynamics during training. This dual-perspective paradigm facilitates adaptive corrections during preference learning, resulting in improved final performance. By holistically addressing both facets of preference learning within a unified framework, we introduce our method as Omni-DPO.

To summarize, our contributions are as follows:

- In this study, we reveal the fact that DPO and its recent variants treat all pairs equally during preference learning, potentially limiting the models’ learning capacity and impeding performance.

- To tackle this issue, we introduce Omni-DPO. This method facilitates dual-perspective dynamic preference learning of LLMs by adjusting the learning focus to informative training samples based on the intrinsic data quality and the model’s learning dynamics.
- Omni-DPO is straightforward yet effective. The comprehensive experimental results on textual understanding tasks, math reasoning tasks, and multimodal tasks across multiple models and benchmarks demonstrate the superiority and generalization capabilities of our method.

## 2 Background and Motivation

In this section, we briefly introduce the basic concepts and works relevant to this study in Sec. 2.1, establishing the necessary background. Following this, in Sec. 2.2, we outline our key insights and elucidate the motivations behind our proposed designs.

### 2.1 Preliminaries

**DPO.** Direct Preference Optimization (DPO) [15] has emerged as a cornerstone technique within RLHF due to its simplicity and efficiency. DPO dispenses with an explicit reward model and instead learns a policy directly from the annotated preference data. By turning the traditional multi-stage RLHF pipeline into a single preference learning step, its training objective can be expressed as:

$$\mathcal{L}_{\text{DPO}} = -\mathbb{E}_{(x, y_w, y_l) \sim D} \left[ \log \sigma \left( \beta \log \frac{\pi_{\theta}(y_w | x)}{\pi_{\text{ref}}(y_w | x)} - \beta \log \frac{\pi_{\theta}(y_l | x)}{\pi_{\text{ref}}(y_l | x)} \right) \right]. \quad (1)$$

Here,  $D$  represents the preference learning dataset,  $\sigma$  denotes the sigmoid function,  $\pi_{\theta}$  indicates the policy model under training, and  $\pi_{\text{ref}}$  represents the unchanged reference model.  $y_w$  stands for the positive sample, and  $y_l$  represents the negative sample, both based on input  $x$ .  $\beta$  is a parameter controlling the deviation from the reference policy  $\pi_{\text{ref}}$ .

**The variants of DPO.** Recent works have provided theoretical insights and improvements to DPO. Some studies show that the DPO can reduce the probabilities of preferred samples  $y_w$  [28, 29], causing LLMs to struggle with generating human-preferred outputs. To counter this, Pal et al. [30] incorporates an auxiliary negative log-likelihood loss to better balance learning. Others find that DPO induces a length bias, where the policy model favors longer sequences [18, 31, 32], which can be alleviated via length normalization (LN). Among variants, SimPO [18] stands out for removing the reference model, achieving better training efficiency and performance. More related works are discussed in the Appendix.

**Implicit reward margin.** During optimization with preference pairs, the *implicit reward signal* derived from DPO objective (see Eq. (1)) proves valuable, serving both as an effective metric for assessing alignment quality and as a useful tool for downstream analysis [31–34]. Accordingly, the closed-form expression of DPO’s implicit reward  $r(x, y)$  is formulated as:

$$r(x, y) = \beta \log \frac{\pi_{\theta}(y | x)}{\pi_{\text{ref}}(y | x)} + \beta \log Z(x), \quad (2)$$

where  $Z(x)$  denotes the partition function, independent of  $\pi_{\theta}$ . The implicit reward defined in Eq. (2) measures the difference in log-likelihood between the policy and the reference policy on the same sample. Based on this, we further define the *implicit reward margin*  $\Delta_r$  as the difference between the implicit rewards of the preferred ( $y_w$ ) and inferior ( $y_l$ ) samples, which can be expressed as:

$$\Delta_r = r(x, y_w) - r(x, y_l) \quad (3)$$

Recent studies [33, 34] show that the implicit reward margin  $\Delta_r$  of a training pair  $(y_w, y_l)$  reflects both the policy model’s performance and its learning difficulty for that instance. In this study, the reward margin  $\Delta_r$  will be utilized to dynamically adapt the focus towards various training samples.

### 2.2 Key Observations

Although DPO [15] simplifies RLHF into a single preference learning step, it implicitly assumes that every preference pair contributes equally to learning. However, human-annotated or model-labeled preference data can vary widely in quality [20–25]. Treating all sample pairs uniformly gives rise

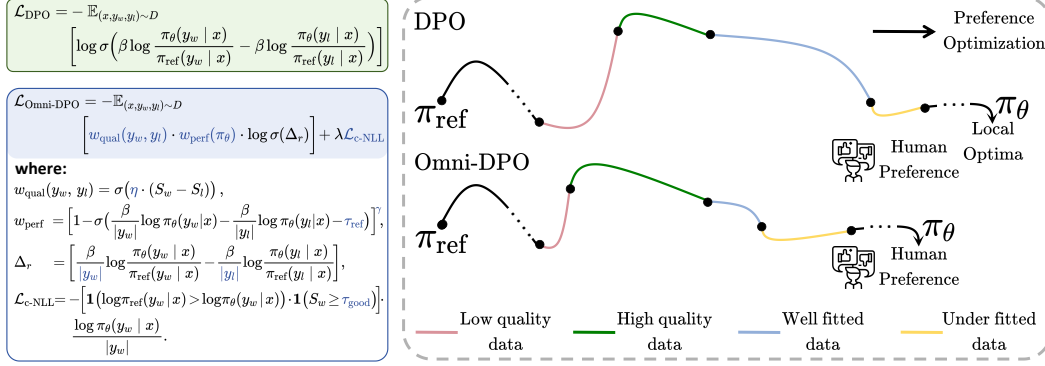


Figure 3: **Comparison of DPO and Omni-DPO objectives.** The Omni-DPO objective incorporates a dual-perspective weighting mechanism, including a quality-aware weight  $w_{\text{qual}}$ , a performance-based weight  $w_{\text{perf}}$ , and a calibrated negative log-likelihood loss  $\mathcal{L}_{\text{c-NLL}}$  that focuses on challenging and high-quality positive samples. Left: schematic of each objective. Right: emphasis on different data pairs under each method.

to the critical issues of under-utilization of high-quality pairs that could more effectively facilitate the policy learning compared to low-quality counterparts [20, 21]. A straightforward solution to this issue is allocating distinct training weights to various data pairs based on their quality.

However, we observe a potential mismatch between the inherent quality of a preference pair, measured by the score margin  $(S_w - S_l)$  assigned by external experts, and the model’s current performance on that pair, captured by its reward margin  $\Delta_r$  (see Eq. (3)). As shown in Fig. 4, high-quality pairs can already be well-fitted by the model. While such data aids alignment, overly emphasizing them with large training weights could amplify overfitting risks [20, 26, 27], as shown in Fig. 5c, thus may undermine the generalization performance. More details about this study are in the Appendix.

Consequently, this motivates us also to consider the model’s learning dynamics when adjusting the training focus based on data quality, *i.e.*, specifically, by prioritizing underperforming pairs while downweighting well-fitted ones to mitigate overfitting. To this end, the contributions of data quality and model performance are balanced for weight assignment during the optimization process.

### 3 Method

#### 3.1 Overview

To address the issues discussed in Sec. 2, in this section, we propose an adaptive weighting mechanism that dynamically adjusts the importance of each pair based on two key factors: (1) Data quality ( $w_{\text{qual}}$ ), which reflects the inherent value of the preference pair  $(y_w, y_l)$ ; (2) Model performance ( $w_{\text{perf}}$ ), which measures how well the current policy  $\pi_{\theta}$  aligns with the pair. To address all four cases mentioned in Fig. 4a, These two factors are combined multiplicatively ( $w_{\text{qual}} \cdot w_{\text{perf}}$ ) in our method.

Additionally, recognizing the importance of difficult yet high-quality positive responses ( $y_w$ ), we incorporate a calibrated negative log-likelihood (c-NLL) loss  $\mathcal{L}_{\text{c-NLL}}$  that selectively amplifies the policy’s confidence in such examples. To this end, the overall training objective is formulated as:

$$\mathcal{L}_{\text{Omni-DPO}} = -\mathbb{E}_{(x, y_w, y_l) \sim D} \left[ w_{\text{qual}}(y_w, y_l) \cdot w_{\text{perf}}(\pi_{\theta}) \cdot \log \sigma(\Delta_r) \right] + \lambda \mathcal{L}_{\text{c-NLL}}, \quad (4)$$

where  $\Delta_r$  denotes the implicit reward margin defined in Eq. (3). The comparison between Omni-DPO and DPO is presented in Fig. 3.

In the following sections, the detailed formulations of dual-perspective adaptive weights  $w_{\text{qual}}$  and  $w_{\text{perf}}$  are presented in Secs. 3.2 and 3.3, and the design of the c-NLL loss is elaborated in Sec. 3.4.

#### 3.2 Quality Weighting Factor

In this section, we propose a measure to quantify the quality of each preference pair  $(y_w, y_l)$  based on the distinction between the preferred ( $y_w$ ) and inferior ( $y_l$ ) samples [8]. Specifically, we introduce a quality-based weighting factor  $w_{\text{qual}}$  for the preference pair  $(y_w, y_l)$  that is defined as:



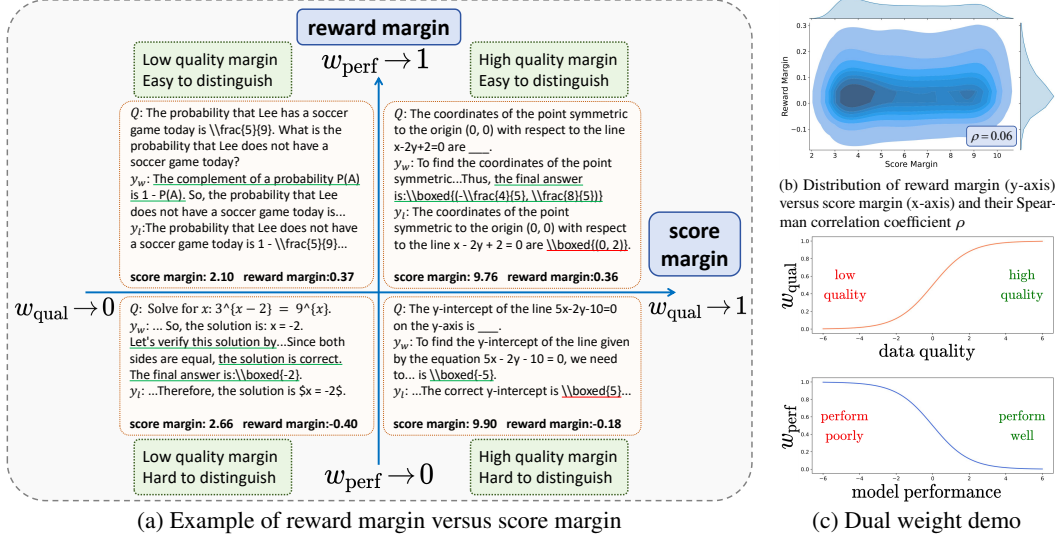


Figure 4: **Analysis of reward margin versus score margin.** (a) Illustrative reward margin versus score margin examples across training data. The four quadrants reflect the combinations of high/low data quality and easy/hard learning difficulty. (b) Distribution of reward margin (y-axis) versus score margin (x-axis), along with their Spearman correlation coefficient  $\rho$ , indicating data quality is not necessarily aligned with learning difficulty, suggesting the need to account for both factors during training. (c) Demonstration of dual-perspective weighting mechanism: the quality weight  $w_{\text{qual}}$  (top) rises with data quality, while the performance weight  $w_{\text{perf}}$  (bottom) decreases as model performance improves, ensuring updates target both high-quality yet under-fitted samples.

$$w_{\text{qual}}(y_w, y_l) = \sigma(\eta \cdot (S_w - S_l)), \quad (5)$$

where  $S_w$  and  $S_l$  are the scalar quality scores for the preferred and inferior responses, derived from prior knowledge that reflects human preferences, either through human annotations, strong proprietary models (such as GPT-4 [35]), or domain-specific reward models. Score sources in this work are detailed in Sec. 4, where we observe that stronger providers generally yield better results.  $\sigma$  denotes the sigmoid function to ensure  $w_{\text{qual}} \in [0, 1]$ , and the factor  $\eta$  is used to adjust the score margin ( $S_w - S_l$ ) to an appropriate scale. In this work,  $\eta$  is consistent across models and datasets.

A large score margin ( $S_w - S_l$ ) implies confident preference, making  $w_{\text{qual}}$  close to 1 and amplifying the training signal of this preference pair. A small margin indicates ambiguity, leading  $w_{\text{qual}}$  to minimize, filtering noisy or uncertain pairs and enhancing the robustness of training.

### 3.3 Performance Weighting Factor

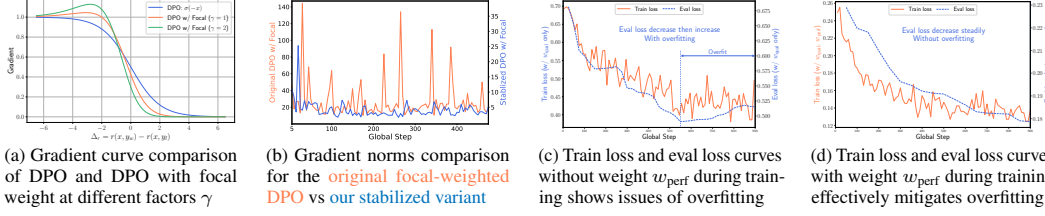
Although prioritizing high-quality samples may be beneficial for policy learning, as shown in Fig. 5c, overemphasizing well-fitted examples may cause overfitting [20, 26, 27]. Therefore, the model’s current performance is critical for dynamically rebalancing learning focus across training samples.

**Revisit the focal loss.** To better adapt to the model’s learning dynamics during training, focal loss (FL) [36] has been introduced to address the imbalance learning issue in object detection tasks [37]. It adds a modulating factor  $(1 - p_t)^\gamma$  to the standard cross-entropy loss  $\mathcal{L}_{\text{CE}}(p_t) = -\log(p_t)$ , where  $p_t$  is the predicted probability for the target. This factor down-weights easy, well-fitted samples (high  $p_t$ ) while preserving gradients for harder ones, thus rebalancing training focus. The loss is defined as:

$$\mathcal{L}_{\text{FL}}(p_t) = -(1 - p_t)^\gamma \log(p_t), \quad (6)$$

where  $\gamma \geq 0$  is a tunable parameter. When  $\gamma = 0$ , the focal loss becomes equivalent to the standard cross-entropy loss. As  $\gamma$  increases, the modulating factor’s influence strengthens, causing the loss function to increasingly discount well-classified examples and prioritize hard, informative ones.

**The direct integration with DPO.** Given the concept of focal loss, we first directly incorporate it into our framework as an adaptive weighting factor  $w_{\text{focal}}$  based on the model’s performance:



**Figure 5: Illustration of model performance weighting.** (a) Focal-weighted DPO gradients are larger for hard examples and decrease as the model improves, encouraging the focus on harder examples. (b) **Direct focal weighting** (Eq. (7)) can lead to unstable training, whereas **our stabilized form** (Eq. (10)) applies a uniform constraint on each sample, resulting in more stable training. (c)-(d) Incorporating  $w_{\text{perf}}$  can reduce overfitting.

$$\begin{aligned}
 w_{\text{focal}} &= \left[ 1 - \sigma \left( \beta \log \frac{\pi_{\theta}(y_w|x)}{\pi_{\text{ref}}(y_w|x)} - \beta \log \frac{\pi_{\theta}(y_l|x)}{\pi_{\text{ref}}(y_l|x)} \right) \right]^{\gamma} \\
 &= \left[ 1 - \sigma \left( \beta \log \pi_{\theta}(y_w|x) - \beta \log \pi_{\theta}(y_l|x) - (\beta \log \pi_{\text{ref}}(y_w|x) - \beta \log \pi_{\text{ref}}(y_l|x)) \right) \right]^{\gamma},
 \end{aligned} \tag{7}$$

Here,  $\gamma$  controls the sharpness of weight decay. This formulation ensures that when the implicit reward margin  $\Delta_r$  (see Eq. (3)) is significantly large, the weight approaches zero, effectively reducing emphasis on already well-learned samples. The resulting focal-weighted DPO objective becomes:

$$\mathcal{L}_{\text{DPO w/ FL}} = -\mathbb{E}_{(x, y_w, y_l) \sim D} [w_{\text{focal}}(\pi_{\theta}) \cdot \log \sigma(\Delta_r)], \tag{8}$$

and the corresponding gradient is given by (the derivation process is presented in the Appendix):

$$\nabla_{\theta} \mathcal{L}_{\text{DPO w/ FL}} = -\beta \mathbb{E}_{(x, y_w, y_l) \sim D} \left[ (1 - \sigma(\Delta_r))^{\gamma} (1 - \sigma(\Delta_r) - \gamma \sigma(\Delta_r) \ln \sigma(\Delta_r)) \right] \cdot \nabla_{\theta}(\Delta_r). \tag{9}$$

As illustrated in Fig. 5a, the gradient of the focal-weighted DPO objective peaks when the model performs poorly and diminishes as performance improves. This adaptive weighting prioritizes challenging examples by reducing the influence of well-fitted samples during training.

**Issues of the direct integration.** However, as shown in Fig. 5b, directly applying the focal weighting factor  $w_{\text{focal}}$  into preference learning leads to unstable training dynamics. We attribute this to the focal factor imposing a rigid, per-sample constraint. Concretely, for every preference pair  $(y_w, y_l)$ ,  $w_{\text{focal}}$  requires the policy’s log-probability gap ( $\log \pi_{\theta}(y_w|x) - \log \pi_{\theta}(y_l|x)$ ) to surpass that of the reference model. While helpful for disambiguating hard examples, this constraint also forces the policy to further enlarge the margins on already well-handled cases, *i.e.*, the reference model’s log-probability gap between  $y_w$  and  $y_l$  is already large, risking overfitting to noise or spurious samples. This suggests that extending the focal weighting mechanism to preference learning requires a relaxed formulation that reduces emphasis on well-fitted samples.

**Calibrated weighting factor.** To mitigate the above issue, we first apply length normalization (LN) following prior work [18, 31, 32], ensuring the learning objective reflects preference differences rather than sequence length. Then, we relax the per-sample constraint by introducing a fixed, uniform *performance threshold*  $\tau_{\text{ref}}$  across all training pairs. Since this threshold is fixed, the margin required from the policy model no longer depends on how well the reference model performs on a given pair. This decoupling reduces unnecessary optimization pressure on easy samples and lowers the risk of overfitting to already well-fitted cases. The resulting performance factor  $w_{\text{perf}}$  is formulated as:

$$\begin{aligned}
 w_{\text{LN focal}} &= \left[ 1 - \sigma \left( \frac{\beta}{|y_w|} \log \pi_{\theta}(y_w|x) - \frac{\beta}{|y_l|} \log \pi_{\theta}(y_l|x) - \underbrace{\left( \frac{\beta}{|y_w|} \log \pi_{\text{ref}}(y_w|x) - \frac{\beta}{|y_l|} \log \pi_{\text{ref}}(y_l|x) \right)}_{\tau_{\text{ref}}} \right) \right]^{\gamma} \\
 \xrightarrow{\text{unify margin}} w_{\text{perf}} &= \left[ 1 - \sigma \left( \frac{\beta}{|y_w|} \log \pi_{\theta}(y_w|x) - \frac{\beta}{|y_l|} \log \pi_{\theta}(y_l|x) - \tau_{\text{ref}} \right) \right]^{\gamma}
 \end{aligned} \tag{10}$$

Here,  $\tau_{\text{ref}}$  is a hyperparameter controlling the required performance margin. Empirically, increasing  $\gamma$  strengthens the down-weighting of well-learned samples during training, which makes the optimal  $\tau_{\text{ref}}$  rise, suggesting stronger margin constraints are needed for optimal performance (see Sec. 4.4).

### 3.4 Calibrated Negative Log-Likelihood Loss

While the DPO objective enforces the log-likelihood of the preferred response ( $y_w$ ) exceeds that of the inferior one ( $y_l$ ), it does not explicitly promote a higher absolute probability for  $y_w$  [28–30]. Empirically, this “relative” optimization mechanism can suppress the probabilities of preferred responses ( $y_w$ ), thereby hindering the ability of LLMs trained with DPO to generate outputs that align with human preferences. To remedy this, we introduce a calibrated negative log-likelihood (c-NLL) loss targeted exclusively at difficult yet high-quality positive samples:

$$\mathcal{L}_{\text{c-NLL}} = - \left[ \underbrace{\mathbf{1}(\log \pi_{\text{ref}}(y_w | x) > \log \pi_{\theta}(y_w | x))}_{\text{only active when the reference model's likelihood exceeds the policy's}} \underbrace{\mathbf{1}(S_w \geq \tau_{\text{good}})}_{\text{only active for high-quality positive samples}} \right] \cdot \frac{\log \pi_{\theta}(y_w | x)}{|y_w|}. \quad (11)$$

The first indicator  $\mathbf{1}(\cdot)$  in Eq. (11) ensures  $\mathcal{L}_{\text{c-NLL}}$  is only applied when the reference model’s log-likelihood exceeds that of the policy model, and the second  $\mathbf{1}(\cdot)$  restricts the penalty only to high-quality positive samples. This calibration strengthens the policy’s confidence in challenging, high-quality responses without disturbing well-fitted or low-quality ones. More discussions and ablations about  $\mathcal{L}_{\text{c-NLL}}$  are provided in the Appendix.

## 4 Experiments

In this section, we present a comprehensive suite of experiments to demonstrate the superior performance of Omni-DPO across multiple dimensions. In Sec. 4.1, we evaluate Omni-DPO on open-ended instruction-following tasks to verify its effectiveness in textual understanding; in Sec. 4.2, we investigate its ability to enhance mathematical reasoning; and in Sec. 4.3, we conduct ablation studies to assess the contribution of each component within Omni-DPO.

### 4.1 Textual Understanding Evaluation

**Experimental settings.** We apply Omni-DPO to [Llama3-8B](#) [38] under two setups: *Base* and *Instruct*, and to [Gemma-2-9b-it](#) [39]. All training configurations are aligned with those used in SimPO [18] to ensure a fair comparison<sup>1</sup>. Additionally, we extend our evaluation to [Qwen2.5](#) [42], a more recent and stronger model. We perform off-policy preference training on the [UltraFeedback](#) [43] dataset, analogous to the *Base* setup in SimPO. We primarily evaluate our method on four widely adopted open-ended instruction-following benchmarks: AlpacaEval 2.0 [44]<sup>2</sup>, Arena-Hard v0.1 [45], IFEval [46], and SedarEval [47]. These benchmarks evaluate the models’ conversational abilities across a diverse set of queries. We compare Omni-DPO against DPO [15] and its improved variant SimPO [18]. Supervised fine-tuning (SFT) [18] is also included as a baseline. All methods share identical training corpora to guarantee a rigorously fair evaluation. Details are in the Appendix.

**Experimental results.** As shown in Tab. 1, Omni-DPO consistently and significantly outperforms existing preference-optimization techniques across all benchmarks and settings. While both DPO and SimPO improve upon the SFT baseline, Omni-DPO achieves the highest overall scores, underscoring its robustness and effectiveness. Notably, Omni-DPO surpasses DPO and SimPO on both the AlpacaEval2 and Arena-Hard datasets across all models. Specifically, on the Arena-Hard dataset, Gemma-2-9b-it finetuned with Omni-DPO attains a score of 67.1, outperforming the leading models Claude 3 Opus (2024-02-29) [48] (60.4) and Meta-Llama-3.1-70B-Instruct [49] (55.7)<sup>3</sup>.

**Scalability analysis.** As indicated by the v0.2 entry in Tab. 1, our method’s performance steadily increases as the overall quality of the training data improves, validating the effectiveness of our dual-perspective weighting mechanism in leveraging high-quality samples. Besides, as illustrated in Fig. 6 ((a)-(c)), Omni-DPO consistently outperforms SimPO across a spectrum of model sizes, revealing its scalability.

<sup>1</sup>We also compare with SimPO [18] v0.2, which utilizes preference labels from a stronger reward model [ArmoRM](#) [40] for *Instruct* setup. For *base* setup, we adopt GPT-4o [41] to obtain higher-quality preference data.

<sup>2</sup>As noted by the original authors, the AlpacaEval results for SimPO [18] were obtained using an older version of the evaluation toolkit, which is no longer compatible with the current setup. We re-evaluated SimPO using the publicly available checkpoint under the updated evaluation framework for a fair comparison.

<sup>3</sup>Results are from the [official leaderboard](#).

Table 1: **Main result of textual understanding.** WR denotes the Win Rate, LC denotes the Length-Controlled win rate, and Acc. denotes the Accuracy. The best results are highlighted in **bold**. The results show that our Omni-DPO method consistently outperforms the SimPO and DPO methods across models and benchmarks.

Model	Method	AlpacaEval2 [44]		Arena-Hard [45]	IFEval [46]		SedarEval [47]
		LC(%)	WR(%)	WR(%)	Strict Acc.(%)	Loose Acc.(%)	Overall(%)
LLama3-8B-Base	SFT	5.7	3.7	3.3	33.5	35.3	20.85
	DPO	15.5	13.3	15.9	<b>40.5</b>	45.5	31.80
	SimPO	19.4	18.1	23.4	<b>40.5</b>	45.7	32.43
	Omni-DPO	<b>23.8</b>	<b>20.5</b>	<b>23.9</b>	38.1	<b>47.9</b>	<b>38.49</b>
	SimPO <sub>v0.2</sub>	15.5	18.5	29.3	40.1	45.3	36.23
	Omni-DPO <sub>v0.2</sub>	<b>22.8</b>	<b>24.1</b>	<b>30.7</b>	<b>42.1</b>	<b>48.6</b>	<b>39.62</b>
LLama3-8B-Instruct	SFT	28.5	28.4	25.7	-	-	-
	DPO	43.7	41.7	32.6	-	-	-
	SimPO	44.7	40.4	33.8	<b>61.2</b>	65.8	44.81
	Omni-DPO	<b>47.2</b>	<b>44.2</b>	<b>37.3</b>	<b>61.2</b>	<b>67.8</b>	<b>46.32</b>
	SimPO <sub>v0.2</sub>	41.2	37.1	36.5	60.8	68.6	42.37
	Omni-DPO <sub>v0.2</sub>	<b>46.8</b>	<b>42.6</b>	<b>40.6</b>	<b>66.9</b>	<b>73.2</b>	<b>46.50</b>
Gemma-2-9b-it	SimPO	53.2	48.0	59.1	60.4	67.7	<b>57.7</b>
	Omni-DPO	<b>54.7</b>	<b>52.7</b>	<b>67.1</b>	<b>71.2</b>	<b>72.8</b>	57.5
Qwen2.5-7B	SimPO	20.9	18.4	39.5	<b>43.6</b>	<b>48.2</b>	48.2
	Omni-DPO	<b>25.8</b>	<b>24.7</b>	<b>43.5</b>	43.3	48.1	<b>49.9</b>

Table 2: **Main results of mathematical reasoning evaluation.** All benchmarks are evaluated with zero-shot chain-of-thought prompting and greedy decoding. The best results are highlighted in **bold**. Omni-DPO method delivers significant improvements across all eight benchmarks for both 1.5B and 7B model scales.

Model	Method	GSM8K	MATH	Minerva Math	Olympiad Bench	AIME 2024	AMC 2023	GaoKao 2023 En	College Math	Average
Qwen2.5-Math-1.5B	Baseline	72.5	62.6	16.2	29.3	3.3	<u>52.5</u>	53.0	40.5	41.20
	DPO	72.7	64.4	18.8	31.4	3.3	47.5	<u>56.6</u>	41.9	42.08
	SimPO	76.0	68.4	25.4	<u>32.9</u>	13.3	47.5	55.3	<u>46.6</u>	<u>45.68</u>
	Omni-DPO	<b>80.1</b>	<b>70.2</b>	<b>27.9</b>	<b>34.5</b>	<b>20.0</b>	<b>57.5</b>	<b>58.2</b>	<b>47.9</b>	<b>49.54</b>
Qwen2.5-Math-7B	Baseline	64.3	65.8	10.7	24.3	23.3	<u>47.5</u>	44.7	32.3	39.11
	DPO	83.2	75.8	20.2	37.9	<b>26.7</b>	<u>57.5</u>	61.6	49.5	51.55
	SimPO	<u>85.7</u>	<u>76.4</u>	<u>32.0</u>	<u>39.3</u>	<b>26.7</b>	<u>57.5</u>	<u>62.1</u>	<u>50.1</u>	<u>53.73</u>
	Omni-DPO	<b>88.9</b>	<b>78.2</b>	<b>34.6</b>	<b>41.5</b>	<b>26.7</b>	<b>67.5</b>	<b>65.7</b>	<b>51.3</b>	<b>56.80</b>

## 4.2 Mathematical Reasoning Evaluation

**Experimental settings.** To validate the effectiveness of Omni-DPO in mathematical reasoning, we employ the [Qwen2.5 Math](#) [50] base model with 1.5B and 7B parameters. For training data, we select 20K math problems from the [NuminaMath](#) [51] dataset. We use the same training data across all methods to compare fairly. The performance is assessed on widely used math reasoning benchmarks, including [GSM8K](#) [52], [MATH 500](#) [53], [Minerva Math](#) [54], [Olympiad Bench](#) [55], [AIME2024](#), [AMC2023](#), [GaoKao 2023 En](#) [56], and [CollegeMath](#) [57]. All evaluations employ greedy decoding and zero-shot chain-of-thought prompting for consistency. More details are provided in the Appendix.

**Experimental results.** As shown in Tab. 2, our proposed Omni-DPO method yields significant improvements over both SimPO and DPO across model scales of 1.5B and 7B parameters. Specifically, Omni-DPO-trained models consistently outperform the baselines on all eight mathematical reasoning benchmarks, providing strong empirical evidence for the effectiveness and robustness of our approach.

## 4.3 Ablation Study

In this section, we conduct an ablation study to evaluate the individual contributions of each component in our Omni-DPO framework. As shown in Tab. 3, models without  $w_{\text{qual}}$  or  $w_{\text{perf}}$  exhibit significant performance drops, indicating the critical roles of these weighting factors in the optimization process. The base model without length normalization (LN) shows a notable decline, suggesting that the base model is more unstable and sensitive to data length. Finally, models without the calibrated negative log-likelihood loss ( $\mathcal{L}_{\text{c-NLL}}$ ) perform poorly across all benchmarks, highlighting the essential role of c-NLL loss during training. Additional ablation about  $\mathcal{L}_{\text{c-NLL}}$  is in Appendix D.3.

## 4.4 Parameter Sensitivity

In our textual experiments, most hyperparameters are fixed across all models and benchmarks,  $w_{\text{qual}} = 0.7$ , c-NLL coefficient  $\lambda = 0.001$ , and  $\tau_{\text{good}} = 3.2$ , yielding stable and strong performance. Only the performance-weight  $w_{\text{perf}}$  parameters vary: sensitivity analysis in Fig. 6 (a)–(c) shows

Table 3: **Main ablation results.** Removing either the quality weight  $w_{\text{qual}}$ , the performance weight  $w_{\text{perf}}$ , length normalization (LN), or the calibrated NLL loss  $\mathcal{L}_{\text{c-NLL}}$  consistently degrades performance, confirming that each component of Omni-DPO contributes meaningfully to its overall effectiveness.

Model	Method	AlpacaEval2 [44]		Arena-Hard [45]	IFEval [46]		SedarEval [47]
		LC(%)	WR(%)	WR(%)	Strict Acc.(%)	Loose Acc.(%)	Overall(%)
LLama3-8B-Base	SFT	5.7	3.7	3.3	33.5	35.3	20.85
	Ours	<b>23.8</b>	<b>20.5</b>	<b>23.9</b>	38.1	<b>47.9</b>	<u>38.49</u>
	w/o $w_{\text{qual}}$	19.7	15.9	22.8	39.4	44.5	37.43
	w/o $w_{\text{perf}}$	22.1	18.5	21.4	37.5	44.5	<b>40.46</b>
	w/o LN	5.2	3.8	2.7	36.8	39.6	28.18
LLama3-8B-Instruct	w/o $\mathcal{L}_{\text{c-NLL}}$	<u>22.4</u>	<u>19.4</u>	<u>23.3</u>	<b>40.7</b>	<u>47.5</u>	37.73
	SFT	28.5	28.4	25.7	-	-	-
	Ours	<b>47.2</b>	<b>44.2</b>	37.3	<u>61.2</u>	<b>67.8</b>	<u>46.32</u>
	w/o $w_{\text{qual}}$	44.7	41.0	36.1	<b>61.9</b>	66.7	44.94
	w/o $w_{\text{perf}}$	44.2	40.5	37.0	57.5	66.0	43.76
	w/o LN	<u>47.0</u>	<u>43.7</u>	<b>38.4</b>	59.5	66.5	<b>46.60</b>
	w/o $\mathcal{L}_{\text{c-NLL}}$	46.2	43.2	<u>37.6</u>	58.6	65.4	44.48

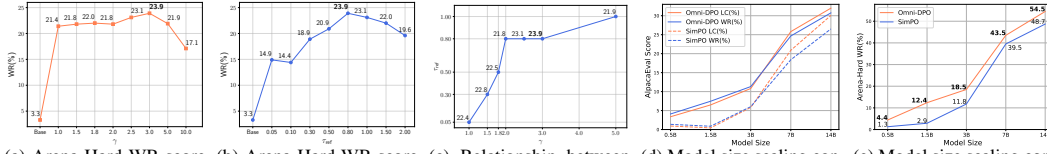


Figure 6: **Parameter Sensitivity and Scaling Consistency.** (a)–(c) Sensitivity of the performance weight  $w_{\text{perf}}$  (Eq. (10)) hyperparameters  $\gamma$  and  $\tau_{\text{ref}}$ : (a),(b) show practical ranges of  $[1.0, 5.0]$  for  $\gamma$  and  $[0.5, 2.0]$  for  $\tau_{\text{ref}}$ ; (c) plots the optimal  $\tau_{\text{ref}}$  and corresponding Arena-Hard WR scores across different  $\gamma$  values, revealing that higher  $\gamma$  indicates sharper gradient decrease on easy sample, requires stronger margin constraints  $\tau_{\text{ref}}$ . (d),(e) Omni-DPO consistently outperforms SimPO on Qwen2.5 [42] base model across different sizes, revealing its scalability.

the practical ranges are  $\gamma \in [1.0, 5.0]$  and  $\tau_{\text{ref}} \in [0.5, 2.0]$ , leading us to use  $\gamma = 3.0$  throughout all experiments. Detailed settings are provided in the Appendix.

## 5 Concluding Remarks

**Further discussions.** Within the *Unified Paradigm* proposed by Shao et al. [58], all methods, such as SFT, DPO, PPO, and GRPO, can be conceptualized as either direct or simplified RL methods. Therefore, we re-examine the underlying principles of Omni-DPO from the RL perspective. In algorithms such as PPO and GRPO, the gradient coefficient  $GC_{\mathcal{A}}$  is derived from the advantage function  $A_t$ , which is computed based on a reward model and (where applicable) a value model, enabling them to dynamically reinforce or penalize responses with varying intensity. By contrast, DPO relies solely on its intrinsic reward margin (Eq. (3)) as the weighting signal, without incorporating a fine-grained external reward signal. As a result, it cannot dynamically weight data samples according to their quality. Additionally, during training, DPO is limited in its ability to effectively distinguish between samples of varying difficulty. Omni-DPO closes this gap by incorporating both a data quality weight  $w_{\text{qual}}$  and a performance-based weight  $w_{\text{perf}}$ , thus explicitly enabling the model to adaptively prioritize samples based on both their intrinsic quality and training difficulty in a manner analogous to advantage-based reweighting in principle. This dual-perspective weighting mechanism allows Omni-DPO to achieve more fine-grained and effective credit assignment during policy optimization, addressing the limitations observed in DPO. More discussions are provided in Appendix E

**Summary.** In this work, we introduce Omni-DPO, a novel unified optimization framework for dynamic preference learning of LLMs. Our approach incorporates a dual-perspective weighting mechanism that dynamically adjusts each sample’s contribution during training based on the intrinsic data quality and the model’s learning dynamics, enabling the model to focus on high-quality yet challenging examples and thereby improving training efficiency and overall performance.

**Limitation and future work.** While our method demonstrates significant performance improvements compared to existing methods, the quality of the training data remains a critical factor. Future work could explore more sophisticated methods for estimating data quality for preference alignment.



## References

- [1] Jan Leike, David Krueger, Tom Everitt, Miljan Martic, Vishal Maini, and Shane Legg. Scalable agent alignment via reward modeling: a research direction. *arXiv preprint arXiv:1811.07871*, 2018.
- [2] Amanda Askell, Yuntao Bai, Anna Chen, Dawn Drain, Deep Ganguli, Tom Henighan, Andy Jones, Nicholas Joseph, Ben Mann, Nova DasSarma, et al. A general language assistant as a laboratory for alignment. *arXiv preprint arXiv:2112.00861*, 2021.
- [3] Paul F Christiano, Jan Leike, Tom Brown, Miljan Martic, Shane Legg, and Dario Amodei. Deep reinforcement learning from human preferences. *Advances in neural information processing systems*, 2017.
- [4] Daniel M Ziegler, Nisan Stiennon, Jeffrey Wu, Tom B Brown, Alec Radford, Dario Amodei, Paul Christiano, and Geoffrey Irving. Fine-tuning language models from human preferences. *arXiv preprint arXiv:1909.08593*, 2019.
- [5] Timo Kaufmann, Paul Weng, Viktor Bengs, and Eyke Hüllermeier. A survey of reinforcement learning from human feedback. *arXiv preprint arXiv:2312.14925*, 2023.
- [6] Nisan Stiennon, Long Ouyang, Jeffrey Wu, Daniel Ziegler, Ryan Lowe, Chelsea Voss, Alec Radford, Dario Amodei, and Paul F Christiano. Learning to summarize with human feedback. *Advances in neural information processing systems*, 2020.
- [7] Hugo Touvron, Louis Martin, Kevin Stone, Peter Albert, Amjad Almahairi, Yasmine Babaei, Nikolay Bashlykov, Soumya Batra, Prajjwal Bhargava, Shruti Bhosale, et al. Llama 2: Open foundation and fine-tuned chat models. *arXiv preprint arXiv:2307.09288*, 2023.
- [8] Binghai Wang, Rui Zheng, Lu Chen, Yan Liu, Shihan Dou, Caishuang Huang, Wei Shen, Senjie Jin, Enyu Zhou, Chenyu Shi, et al. Secrets of rlhf in large language models part ii: Reward modeling. *arXiv preprint arXiv:2401.06080*, 2024.
- [9] John Schulman, Filip Wolski, Prafulla Dhariwal, Alec Radford, and Oleg Klimov. Proximal policy optimization algorithms. *arXiv preprint arXiv:1707.06347*, 2017.
- [10] Long Ouyang, Jeffrey Wu, Xu Jiang, Diogo Almeida, Carroll Wainwright, Pamela Mishkin, Chong Zhang, Sandhini Agarwal, Katarina Slama, Alex Ray, et al. Training language models to follow instructions with human feedback. *Advances in neural information processing systems*, 2022.
- [11] Rajkumar Ramamurthy, Prithviraj Ammanabrolu, Kianté Brantley, Jack Hessel, Rafet Sifa, Christian Bauckhage, Hannaneh Hajishirzi, and Yejin Choi. Is reinforcement learning (not) for natural language processing: Benchmarks, baselines, and building blocks for natural language policy optimization. *arXiv preprint arXiv:2210.01241*, 2022.
- [12] Stephen Casper, Xander Davies, Claudia Shi, Thomas Krendl Gilbert, Jérémy Scheurer, Javier Rando, Rachel Freedman, Tomasz Korbak, David Lindner, Pedro Freire, et al. Open problems and fundamental limitations of reinforcement learning from human feedback. *arXiv preprint arXiv:2307.15217*, 2023.
- [13] Leo Gao, John Schulman, and Jacob Hilton. Scaling laws for reward model overoptimization. In *International Conference on Machine Learning*, 2023.
- [14] Shreyas Chaudhari, Pranjal Aggarwal, Vishvak Murahari, Tanmay Rajpurohit, Ashwin Kalyan, Karthik Narasimhan, Ameet Deshpande, and Bruno Castro da Silva. Rlhf deciphered: A critical analysis of reinforcement learning from human feedback for llms. *arXiv preprint arXiv:2404.08555*, 2024.
- [15] Rafael Rafailov, Archit Sharma, Eric Mitchell, Christopher D Manning, Stefano Ermon, and Chelsea Finn. Direct preference optimization: Your language model is secretly a reward model. *Advances in Neural Information Processing Systems*, 2023.
- [16] Albert Q Jiang, Alexandre Sablayrolles, Antoine Roux, Arthur Mensch, Blanche Savary, Chris Bamford, Devendra Singh Chaplot, Diego de las Casas, Emma Bou Hanna, Florian Bressand, et al. Mixtral of experts. *arXiv preprint arXiv:2401.04088*, 2024.
- [17] Yann Dubois, Chen Xuechen Li, Rohan Taori, Tianyi Zhang, Ishaan Gulrajani, Jimmy Ba, Carlos Guestrin, Percy S Liang, and Tatsunori B Hashimoto. AlpacaFarm: A simulation framework for methods that learn from human feedback. *Advances in Neural Information Processing Systems*, 2023.
- [18] Yu Meng, Mengzhou Xia, and Danqi Chen. Simpo: Simple preference optimization with a reference-free reward. *Advances in Neural Information Processing Systems*, 2024.

- [19] Xun Deng, Han Zhong, Rui Ai, Fuli Feng, Zheng Wang, and Xiangnan He. Less is more: Improving llm alignment via preference data selection. *arXiv preprint arXiv:2502.14560*, 2025.
- [20] Junkang Wu, Yuexiang Xie, Zhengyi Yang, Jiancan Wu, Jinyang Gao, Bolin Ding, Xiang Wang, and Xiangnan He.  $\beta$ -dpo: Direct preference optimization with dynamic  $\beta$ . In *Advances in Neural Information Processing Systems*, 2024.
- [21] Guilherme Penedo, Quentin Malartic, Daniel Hesslow, Ruxandra Cojocaru, Alessandro Cappelli, Hamza Alobeidli, Baptiste Pannier, Ebtesam Almazrouei, and Julien Launay. The refinedweb dataset for falcon llm: outperforming curated corpora with web data, and web data only. *arXiv preprint arXiv:2306.01116*, 2023.
- [22] Afra Amini, Tim Vieira, and Ryan Cotterell. Direct preference optimization with an offset. *arXiv preprint arXiv:2402.10571*, 2024.
- [23] Junkang Wu, Yuexiang Xie, Zhengyi Yang, Jiancan Wu, Jiawei Chen, Jinyang Gao, Bolin Ding, Xiang Wang, and Xiangnan He. Towards robust alignment of language models: Distributionally robustifying direct preference optimization. *arXiv preprint arXiv:2407.07880*, 2024.
- [24] Shiqi Wang, Zhengze Zhang, Rui Zhao, Fei Tan, and Cam Tu Nguyen. Reward difference optimization for sample reweighting in offline rlhf. *arXiv preprint arXiv:2408.09385*, 2024.
- [25] Pulkit Pattnaik, Rishabh Maheshwary, Kelechi Ogueji, Vikas Yadav, and Sathwik Tejaswi Madhusudhan. Enhancing alignment using curriculum learning & ranked preferences. In *Findings of the Association for Computational Linguistics: EMNLP 2024*, pages 12891–12907, 2024.
- [26] Mohammad Gheshlaghi Azar, Zhaohan Daniel Guo, Bilal Piot, Remi Munos, Mark Rowland, Michal Valko, and Daniele Calandriello. A general theoretical paradigm to understand learning from human preferences. In *International Conference on Artificial Intelligence and Statistics*, pages 4447–4455. PMLR, 2024.
- [27] Angelica Chen, Sadhika Malladi, Lily Zhang, Xinyi Chen, Qiuyi Richard Zhang, Rajesh Ranganath, and Kyunghyun Cho. Preference learning algorithms do not learn preference rankings. *Advances in Neural Information Processing Systems*, 37:101928–101968, 2024.
- [28] Duanyu Feng, Bowen Qin, Chen Huang, Zheng Zhang, and Wenqiang Lei. Towards analyzing and understanding the limitations of dpo: A theoretical perspective. *arXiv preprint arXiv:2404.04626*, 2024.
- [29] Rafael Rafailov, Joey Hejna, Ryan Park, and Chelsea Finn. From  $r$  to  $q^*$ : Your language model is secretly a  $q$ -function. *arXiv preprint arXiv:2404.12358*, 2024.
- [30] Arka Pal, Deep Karkhanis, Samuel Dooley, Manley Roberts, Siddhartha Naidu, and Colin White. Smaug: Fixing failure modes of preference optimisation with dpo-positive. *arXiv preprint arXiv:2402.13228*, 2024.
- [31] Ryan Park, Rafael Rafailov, Stefano Ermon, and Chelsea Finn. Disentangling length from quality in direct preference optimization. *arXiv preprint arXiv:2403.19159*, 2024.
- [32] Junru Lu, Jiazheng Li, Siyu An, Meng Zhao, Yulan He, Di Yin, and Xing Sun. Eliminating biased length reliance of direct preference optimization via down-sampled kl divergence. *arXiv preprint arXiv:2406.10957*, 2024.
- [33] Sam Houlston, Alizée Pace, Alexander Immer, and Gunnar Rätsch. Uncertainty-penalized direct preference optimization. *arXiv preprint arXiv:2410.20187*, 2024.
- [34] Junshu Pan, Wei Shen, Shulin Huang, Qiji Zhou, and Yue Zhang. Pre-dpo: Improving data utilization in direct preference optimization using a guiding reference model. *arXiv preprint arXiv:2504.15843*, 2025.
- [35] Josh Achiam, Steven Adler, Sandhini Agarwal, Lama Ahmad, Ilge Akkaya, Florencia Leoni Aleman, Diogo Almeida, Janko Altschmidt, Sam Altman, Shyamal Anadkat, et al. Gpt-4 technical report. *arXiv preprint arXiv:2303.08774*, 2023.
- [36] Tsung-Yi Lin, Priya Goyal, Ross Girshick, Kaiming He, and Piotr Dollár. Focal loss for dense object detection. In *Proceedings of the IEEE international conference on computer vision*, 2017.
- [37] Zhengxia Zou, Keyan Chen, Zhenwei Shi, Yuhong Guo, and Jieping Ye. Object detection in 20 years: A survey. *Proceedings of the IEEE*, 2023.

- [38] AI@Meta. Llama 3 model card. [https://github.com/meta-llama/llama3/blob/main/MODEL\\_CARD.md](https://github.com/meta-llama/llama3/blob/main/MODEL_CARD.md), 2024.
- [39] Gemma Team, Morgane Riviere, Shreya Pathak, Pier Giuseppe Sessa, Cassidy Hardin, Surya Bhupatiraju, Léonard Hussenot, Thomas Mesnard, Bobak Shahriari, Alexandre Ramé, et al. Gemma 2: Improving open language models at a practical size. *arXiv preprint arXiv:2408.00118*, 2024.
- [40] Haoxiang Wang, Wei Xiong, Tengyang Xie, Han Zhao, and Tong Zhang. Interpretable preferences via multi-objective reward modeling and mixture-of-experts. *arXiv preprint arXiv:2406.12845*, 2024.
- [41] Aaron Hurst, Adam Lerer, Adam P Goucher, Adam Perelman, Aditya Ramesh, Aidan Clark, AJ Ostrow, Akila Welihinda, Alan Hayes, Alec Radford, et al. Gpt-4o system card. *arXiv preprint arXiv:2410.21276*, 2024.
- [42] An Yang, Baosong Yang, Beichen Zhang, Binyuan Hui, Bo Zheng, Bowen Yu, Chengyuan Li, Dayiheng Liu, Fei Huang, Haoran Wei, et al. Qwen2.5 technical report. *arXiv preprint arXiv:2412.15115*, 2024.
- [43] Ganqu Cui, Lifan Yuan, Ning Ding, Guanming Yao, Bingxiang He, Wei Zhu, Yuan Ni, Guotong Xie, Ruobing Xie, Yankai Lin, et al. Ultrafeedback: Boosting language models with scaled ai feedback. *arXiv preprint arXiv:2310.01377*, 2023.
- [44] Xuechen Li, Tianyi Zhang, Yann Dubois, Rohan Taori, Ishaan Gulrajani, Carlos Guestrin, Percy Liang, and Tatsunori B. Hashimoto. AlpacaEval: An automatic evaluator of instruction-following models. [https://github.com/tatsu-lab/alpaca\\_eval](https://github.com/tatsu-lab/alpaca_eval), 2023.
- [45] Tianle Li, Wei-Lin Chiang, Evan Frick, Lisa Dunlap, Banghua Zhu, Joseph E. Gonzalez, and Ion Stoica. From live data to high-quality benchmarks: The Arena-Hard pipeline. <https://lmsys.org/blog/2024-04-19-arena-hard/>, 2024.
- [46] Jeffrey Zhou, Tianjian Lu, Swaroop Mishra, Siddhartha Brahma, Sujoy Basu, Yi Luan, Denny Zhou, and Le Hou. Instruction-following evaluation for large language models. *arXiv preprint arXiv:2311.07911*, 2023.
- [47] Zhiyuan Fan, Weinong Wang, Xing Wu, and Debing Zhang. Sedareval: Automated evaluation using self-adaptive rubrics. *arXiv preprint arXiv:2501.15595*, 2025.
- [48] Anthropic and others. The claude 3 model family: Opus, sonnet, haiku. [https://www-cdn.anthropic.com/de8ba9b01c9ab7cbabf5c33b80b7bbc618857627/Model\\_Card\\_Claude\\_3.pdf](https://www-cdn.anthropic.com/de8ba9b01c9ab7cbabf5c33b80b7bbc618857627/Model_Card_Claude_3.pdf), 2024.
- [49] AI@Meta. Introducing llama 3.1: Our most capable models to date. <https://ai.meta.com/blog/meta-llama-3-1>, 2024.
- [50] An Yang, Beichen Zhang, Binyuan Hui, Bofei Gao, Bowen Yu, Chengpeng Li, Dayiheng Liu, Jianhong Tu, Jingren Zhou, Junyang Lin, et al. Qwen2.5-math technical report: Toward mathematical expert model via self-improvement. *arXiv preprint arXiv:2409.12122*, 2024.
- [51] Jia LI, Edward Beeching, Lewis Tunstall, Ben Lipkin, Roman Soletskyi, Shengyi Costa Huang, Kashif Rasul, Longhui Yu, Albert Jiang, Ziju Shen, Zihan Qin, Bin Dong, Li Zhou, Yann Fleureau, Guillaume Lample, and Stanislas Polu. Numinamath. [https://github.com/project-numina/aimo-progress-prize/blob/main/report/numina\\_dataset.pdf](https://github.com/project-numina/aimo-progress-prize/blob/main/report/numina_dataset.pdf), 2024.
- [52] Karl Cobbe, Vineet Kosaraju, Mohammad Bavarian, Mark Chen, Heewoo Jun, Lukasz Kaiser, Matthias Plappert, Jerry Tworek, Jacob Hilton, Reiichiro Nakano, et al. Training verifiers to solve math word problems. *arXiv preprint arXiv:2110.14168*, 2021.
- [53] Dan Hendrycks, Collin Burns, Saurav Kadavath, Akul Arora, Steven Basart, Eric Tang, Dawn Song, and Jacob Steinhardt. Measuring mathematical problem solving with the math dataset. *NeurIPS*, 2021.
- [54] Aitor Lewkowycz, Anders Andreassen, David Dohan, Ethan Dyer, Henryk Michalewski, Vinay Ramasesh, Ambrose Slone, Cem Anil, Imanol Schlag, Theo Gutman-Solo, et al. Solving quantitative reasoning problems with language models. *Advances in Neural Information Processing Systems*, 2022.
- [55] Chaoqun He, Renjie Luo, Yuzhuo Bai, Shengding Hu, Zhen Leng Thai, Junhao Shen, Jinyi Hu, Xu Han, Yujie Huang, Yuxiang Zhang, et al. Olympiadbench: A challenging benchmark for promoting agi with olympiad-level bilingual multimodal scientific problems. *arXiv preprint arXiv:2402.14008*, 2024.
- [56] Minpeng Liao, Wei Luo, Chengxi Li, Jing Wu, and Kai Fan. Mario: Math reasoning with code interpreter output—a reproducible pipeline. *arXiv preprint arXiv:2401.08190*, 2024.

- [57] Zhengyang Tang, Xingxing Zhang, Benyou Wang, and Furu Wei. Mathscales: Scaling instruction tuning for mathematical reasoning. *arXiv preprint arXiv:2403.02884*, 2024.
- [58] Zhihong Shao, Peiyi Wang, Qihao Zhu, Runxin Xu, Junxiao Song, Xiao Bi, Haowei Zhang, Mingchuan Zhang, YK Li, Y Wu, et al. Deepseekmath: Pushing the limits of mathematical reasoning in open language models. *arXiv preprint arXiv:2402.03300*, 2024.
- [59] Yann Dubois, Balázs Galambosi, Percy Liang, and Tatsunori B Hashimoto. Length-controlled alpacaEval: A simple way to debias automatic evaluators. *arXiv preprint arXiv:2404.04475*, 2024.
- [60] Prasann Singhal, Tanya Goyal, Jiacheng Xu, and Greg Durrett. A long way to go: Investigating length correlations in rlhf. *arXiv preprint arXiv:2310.03716*, 2023.
- [61] Esin Durmus, Faisal Ladhak, and Tatsunori Hashimoto. Spurious correlations in reference-free evaluation of text generation. *arXiv preprint arXiv:2204.09890*, 2022.
- [62] Samia Kabir, David N Udo-Imeh, Bonan Kou, and Tianyi Zhang. Is stack overflow obsolete? an empirical study of the characteristics of chatgpt answers to stack overflow questions. In *Proceedings of the 2024 CHI Conference on Human Factors in Computing Systems*, 2024.
- [63] Ilya Loshchilov and Frank Hutter. Decoupled weight decay regularization. *arXiv preprint arXiv:1711.05101*, 2017.
- [64] Takeshi Kojima, Shixiang Shane Gu, Machel Reid, Yutaka Matsuo, and Yusuke Iwasawa. Large language models are zero-shot reasoners. *Advances in neural information processing systems*, 2022.
- [65] Jason Wei, Xuezhi Wang, Dale Schuurmans, Maarten Bosma, Fei Xia, Ed Chi, Quoc V Le, Denny Zhou, et al. Chain-of-thought prompting elicits reasoning in large language models. *Advances in neural information processing systems*, 2022.
- [66] Sadeh Mahdavi, Muchen Li, Kaiwen Liu, Christos Thrampoulidis, Leonid Sigal, and Renjie Liao. Leveraging online olympiad-level math problems for llms training and contamination-resistant evaluation. *arXiv preprint arXiv:2501.14275*, 2025.
- [67] Hugging Face. Open r1: A fully open reproduction of deepseek-r1. <https://github.com/huggingface/open-r1>, 2025.
- [68] Violet Xiang, Charlie Snell, Kanishk Gandhi, Alon Albalak, Anikait Singh, Chase Blagden, Duy Phung, Rafael Rafailov, Nathan Lile, Dakota Mahan, et al. Towards system 2 reasoning in llms: Learning how to think with meta chain-of-thought. *arXiv preprint arXiv:2501.04682*, 2025.
- [69] Hanning Zhang, Jiarui Yao, Chenlu Ye, Wei Xiong, and Tong Zhang. Online-dpo-r1: Unlocking effective reasoning without the ppo overhead. <https://github.com/RLHFlow/Online-DPO-R1>, 2025.
- [70] Weihao Zeng, Yuzhen Huang, Qian Liu, Wei Liu, Keqing He, Zejun Ma, and Junxian He. Simplerl-zoo: Investigating and taming zero reinforcement learning for open base models in the wild. *arXiv preprint arXiv:2503.18892*, 2025.
- [71] Zhenru Zhang, Chujie Zheng, Yangzhen Wu, Beichen Zhang, Runji Lin, Bowen Yu, Dayiheng Liu, Jingren Zhou, and Junyang Lin. The lessons of developing process reward models in mathematical reasoning. *arXiv preprint arXiv:2501.07301*, 2025.
- [72] Chujie Zheng, Zhenru Zhang, Beichen Zhang, Runji Lin, Keming Lu, Bowen Yu, Dayiheng Liu, Jingren Zhou, and Junyang Lin. Processbench: Identifying process errors in mathematical reasoning. *arXiv preprint arXiv:2412.06559*, 2024.
- [73] Yi-Fan Zhang, Tao Yu, Haochen Tian, Chaoyou Fu, Peiyan Li, Jianshu Zeng, Wulin Xie, Yang Shi, Huanyu Zhang, Junkang Wu, et al. Mm-rlhf: The next step forward in multimodal llm alignment. *arXiv preprint arXiv:2502.10391*, 2025.
- [74] Lianmin Zheng, Wei-Lin Chiang, Ying Sheng, Siyuan Zhuang, Zhanghao Wu, Yonghao Zhuang, Zi Lin, Zhuohan Li, Dacheng Li, Eric Xing, et al. Judging llm-as-a-judge with mt-bench and chatbot arena. *Advances in Neural Information Processing Systems*, 2023.
- [75] Haotian Xu, Xing Wu, Weinong Wang, Zhongzhi Li, Da Zheng, Boyuan Chen, Yi Hu, Shijia Kang, Jiaming Ji, Yingying Zhang, et al. Redstar: Does scaling long-cot data unlock better slow-reasoning systems? *arXiv preprint arXiv:2501.11284*, 2025.

- [76] Ahmed Masry, Do Xuan Long, Jia Qing Tan, Shafiq Joty, and Enamul Hoque. Chartqa: A benchmark for question answering about charts with visual and logical reasoning. *arXiv preprint arXiv:2203.10244*, 2022.
- [77] Minesh Mathew, Viraj Bagal, Rubèn Tito, Dimosthenis Karatzas, Ernest Valveny, and CV Jawahar. Infographicvqa. In *Proceedings of the IEEE/CVF Winter Conference on Applications of Computer Vision*, 2022.
- [78] Yuliang Liu, Zhang Li, Mingxin Huang, Biao Yang, Wenwen Yu, Chunyuan Li, Xu-Cheng Yin, Cheng-Lin Liu, Lianwen Jin, and Xiang Bai. Ocrbench: on the hidden mystery of ocr in large multimodal models. *Science China Information Sciences*, 2024.
- [79] Amanpreet Singh, Vivek Natarajan, Meet Shah, Yu Jiang, Xinlei Chen, Dhruv Batra, Devi Parikh, and Marcus Rohrbach. Towards vqa models that can read. In *Proceedings of the IEEE/CVF conference on computer vision and pattern recognition*, 2019.
- [80] Yifan Li, Yifan Du, Kun Zhou, Jinpeng Wang, Wayne Xin Zhao, and Ji-Rong Wen. Evaluating object hallucination in large vision-language models. *arXiv preprint arXiv:2305.10355*, 2023.
- [81] Chaoyou Fu, Peixian Chen, Yunhang Shen, Yulei Qin, Mengdan Zhang, Xu Lin, Jinrui Yang, Xiawu Zheng, Ke Li, Xing Sun, et al. Mme: A comprehensive evaluation benchmark for multimodal large language models. *arXiv preprint arXiv:2306.13394*, 2023.
- [82] Yuan Liu, Haodong Duan, Yuanhan Zhang, Bo Li, Songyang Zhang, Wangbo Zhao, Yike Yuan, Jiaqi Wang, Conghui He, Ziwei Liu, et al. Mmbench: Is your multi-modal model an all-around player? In *European conference on computer vision*, 2024.
- [83] Bohao Li, Rui Wang, Guangzhi Wang, Yuying Ge, Yixiao Ge, and Ying Shan. Seed-bench: Benchmarking multimodal llms with generative comprehension. *arXiv preprint arXiv:2307.16125*, 2023.
- [84] Pan Lu, Swaroop Mishra, Tony Xia, Liang Qiu, Kai-Wei Chang, Song-Chun Zhu, Øyvind Tafjord, Peter Clark, and Ashwin Kalyan. Learn to explain: Multimodal reasoning via thought chains for science question answering. In *The 36th Conference on Neural Information Processing Systems (NeurIPS)*, 2022.
- [85] Grok-1.5 vision preview. <https://x.ai/news/grok-1.5v>, 2024.
- [86] Lin Chen, Jinsong Li, Xiaoyi Dong, Pan Zhang, Yuhang Zang, Zehui Chen, Haodong Duan, Jiaqi Wang, Yu Qiao, Dahua Lin, et al. Are we on the right way for evaluating large vision-language models? *arXiv preprint arXiv:2403.20330*, 2024.
- [87] Haodong Duan, Junming Yang, Yuxuan Qiao, Xinyu Fang, Lin Chen, Yuan Liu, Xiaoyi Dong, Yuhang Zang, Pan Zhang, Jiaqi Wang, et al. Vlmevalkit: An open-source toolkit for evaluating large multi-modality models. In *Proceedings of the 32nd ACM international conference on multimedia*, 2024.
- [88] Peng Wang, Shuai Bai, Sinan Tan, Shijie Wang, Zhihao Fan, Jinze Bai, Keqin Chen, Xuejing Liu, Jialin Wang, Wenbin Ge, et al. Qwen2-vl: Enhancing vision-language model’s perception of the world at any resolution. *arXiv preprint arXiv:2409.12191*, 2024.
- [89] Hanze Dong, Wei Xiong, Deepanshu Goyal, Yihan Zhang, Winnie Chow, Rui Pan, Shizhe Diao, Jipeng Zhang, Kashun Shum, and Tong Zhang. Raft: Reward ranked finetuning for generative foundation model alignment. *arXiv preprint arXiv:2304.06767*, 2023.
- [90] Richard Yuanzhe Pang, Weizhe Yuan, He He, Kyunghyun Cho, Sainbayar Sukhbaatar, and Jason Weston. Iterative reasoning preference optimization. *Advances in Neural Information Processing Systems*, 2024.
- [91] An Yang, Anfeng Li, Baosong Yang, Beichen Zhang, Binyuan Hui, Bo Zheng, Bowen Yu, Chang Gao, Chengen Huang, Chenxu Lv, et al. Qwen3 technical report. *arXiv preprint arXiv:2505.09388*, 2025.
- [92] Tom Brown, Benjamin Mann, Nick Ryder, Melanie Subbiah, Jared D Kaplan, Prafulla Dhariwal, Arvind Neelakantan, Pranav Shyam, Girish Sastry, Amanda Askell, et al. Language models are few-shot learners. *Advances in neural information processing systems*, 2020.
- [93] Gemini Team, Petko Georgiev, Ving Ian Lei, Ryan Burnell, Libin Bai, Anmol Gulati, Garrett Tanzer, Damien Vincent, Zhufeng Pan, Shibo Wang, et al. Gemini 1.5: Unlocking multimodal understanding across millions of tokens of context. *arXiv preprint arXiv:2403.05530*, 2024.
- [94] Anthropic. Introducing Claude, 2023. URL <https://www.anthropic.com/index/introducing-claude>.



- [95] Anthropic. Claude 2, 2023. URL <https://www-files.anthropic.com/production/images/Model-Card-Claude-2.pdf>.
- [96] Anthropic. The Claude 3 model family: Opus, Sonnet, Haiku, 2024. URL [https://www-cdn.anthropic.com/de8ba9b01c9ab7cbabf5c33b80b7bbc618857627/Model\\_Card\\_Claude\\_3.pdf](https://www-cdn.anthropic.com/de8ba9b01c9ab7cbabf5c33b80b7bbc618857627/Model_Card_Claude_3.pdf).
- [97] Aixin Liu, Bei Feng, Bing Xue, Bingxuan Wang, Bochao Wu, Chengda Lu, Chenggang Zhao, Chengqi Deng, Chenyu Zhang, Chong Ruan, et al. Deepseek-v3 technical report. *arXiv preprint arXiv:2412.19437*, 2024.
- [98] Daya Guo, Dejian Yang, Haowei Zhang, Junxiao Song, Ruoyu Zhang, Runxin Xu, Qihao Zhu, Shirong Ma, Peiyi Wang, Xiao Bi, et al. Deepseek-r1: Incentivizing reasoning capability in llms via reinforcement learning. *arXiv preprint arXiv:2501.12948*, 2025.
- [99] Jingyao Li, Senqiao Yang, Sitong Wu, Han Shi, Chuanyang Zheng, Hong Xu, and Jiaya Jia. Logits-based finetuning. *arXiv preprint arXiv:2505.24461*, 2025.
- [100] Alec Radford, Jong Wook Kim, Chris Hallacy, Aditya Ramesh, Gabriel Goh, Sandhini Agarwal, Girish Sastry, Amanda Askell, Pamela Mishkin, Jack Clark, et al. Learning transferable visual models from natural language supervision. In *International conference on machine learning*, pages 8748–8763. PmlR, 2021.
- [101] Tong Shao, Zhuotao Tian, Hang Zhao, and Jingyong Su. Explore the potential of clip for training-free open vocabulary semantic segmentation. In *European Conference on Computer Vision*, pages 139–156. Springer, 2024.
- [102] Junjie Wang, Bin Chen, Yulin Li, Bin Kang, Yichi Chen, and Zhuotao Tian. Declip: Decoupled learning for open-vocabulary dense perception. In *Proceedings of the Computer Vision and Pattern Recognition Conference*, pages 14824–14834, 2025.
- [103] Zhuotao Tian, Michelle Shu, Pengyuan Lyu, Ruiyu Li, Chao Zhou, Xiaoyong Shen, and Jiaya Jia. Learning shape-aware embedding for scene text detection. In *Proceedings of the IEEE/CVF conference on computer vision and pattern recognition*, pages 4234–4243, 2019.
- [104] Yijun Liu, Jiequan Cui, Zhuotao Tian, Senqiao Yang, Qingdong He, Xiaoling Wang, and Jingyong Su. Typicalness-aware learning for failure detection. *arXiv preprint arXiv:2411.01981*, 2024.
- [105] Senqiao Yang, Zhuotao Tian, Li Jiang, and Jiaya Jia. Unified language-driven zero-shot domain adaptation. In *Proceedings of the IEEE/CVF Conference on Computer Vision and Pattern Recognition*, pages 23407–23415, 2024.
- [106] Jinze Bai, Shuai Bai, Shusheng Yang, Shijie Wang, Sinan Tan, Peng Wang, Junyang Lin, Chang Zhou, and Jingren Zhou. Qwen-vl: A versatile vision-language model for understanding, localization. *Text Reading, and Beyond*, 2023.
- [107] Shuai Bai, Keqin Chen, Xuejing Liu, Jialin Wang, Wenbin Ge, Sibao Song, Kai Dang, Peng Wang, Shijie Wang, Jun Tang, et al. Qwen2. 5-vl technical report. *arXiv preprint arXiv:2502.13923*, 2025.
- [108] Haotian Liu, Chunyuan Li, Qingyang Wu, and Yong Jae Lee. Visual instruction tuning. *Advances in neural information processing systems*, 2023.
- [109] Haotian Liu, Chunyuan Li, Yuheng Li, and Yong Jae Lee. Improved baselines with visual instruction tuning. In *Proceedings of the IEEE/CVF Conference on Computer Vision and Pattern Recognition*, 2024.
- [110] Haotian Liu, Chunyuan Li, Yuheng Li, Bo Li, Yuanhan Zhang, Sheng Shen, and Yong Jae Lee. Llava-next: Improved reasoning, ocr, and world knowledge, 2024.
- [111] Wenliang Dai, Junnan Li, Dongxu Li, Anthony Meng Huat Tiong, Junqi Zhao, Weisheng Wang, Boyang Li, Pascale Fung, and Steven Hoi. Instructblip: Towards general-purpose vision-language models with instruction tuning, 2023.
- [112] OpenAI. GPT-4V(ision) system card, 2023.
- [113] Deyao Zhu, Jun Chen, Xiaoqian Shen, Xiang Li, and Mohamed Elhoseiny. Minigpt-4: Enhancing vision-language understanding with advanced large language models. *arXiv preprint arXiv:2304.10592*, 2023.

- [114] Tianyuan Qu, Longxiang Tang, Bohao Peng, Senqiao Yang, Bei Yu, and Jiaya Jia. Does your vision-language model get lost in the long video sampling dilemma? *arXiv preprint arXiv:2503.12496*, 2025.
- [115] Senqiao Yang, Tianyuan Qu, Xin Lai, Zhuotao Tian, Bohao Peng, Shu Liu, and Jiaya Jia. An improved baseline for reasoning segmentation with large language model. *arXiv preprint arXiv:2312.17240*, 2023.
- [116] Zhisheng Zhong, Chengyao Wang, Yuqi Liu, Senqiao Yang, Longxiang Tang, Yuechen Zhang, Jingyao Li, Tianyuan Qu, Yanwei Li, Yukang Chen, et al. Lyra: An efficient and speech-centric framework for omni-cognition. *arXiv preprint arXiv:2412.09501*, 2024.
- [117] Senqiao Yang, Jiaming Liu, Ray Zhang, Mingjie Pan, Zoey Guo, Xiaoqi Li, Zehui Chen, Peng Gao, Yandong Guo, and Shanghang Zhang. Lidar-llm: Exploring the potential of large language models for 3d lidar understanding. *arXiv preprint arXiv:2312.14074*, 2023.
- [118] Senqiao Yang, Yukang Chen, Zhuotao Tian, Chengyao Wang, Jingyao Li, Bei Yu, and Jiaya Jia. Visionzip: Longer is better but not necessary in vision language models. *arXiv preprint arXiv:2412.04467*, 2024.
- [119] Xin Lai, Zhuotao Tian, Yukang Chen, Yanwei Li, Yuhui Yuan, Shu Liu, and Jiaya Jia. Lisa: Reasoning segmentation via large language model. In *Proceedings of the IEEE/CVF Conference on Computer Vision and Pattern Recognition*, pages 9579–9589, 2024.
- [120] Shangpin Peng, Senqiao Yang, Li Jiang, and Zhuotao Tian. Mitigating object hallucinations via sentence-level early intervention. *arXiv preprint arXiv:2507.12455*, 2025.
- [121] Senqiao Yang, Junyi Li, Xin Lai, Bei Yu, Hengshuang Zhao, and Jiaya Jia. Visionthink: Smart and efficient vision language model via reinforcement learning. *arXiv preprint arXiv:2507.13348*, 2025.
- [122] Ziyue Wang, Junde Wu, Linghan Cai, Chang Han Low, Xihong Yang, Qiaxuan Li, and Yueming Jin. Medagent-pro: Towards evidence-based multi-modal medical diagnosis via reasoning agentic workflow. *arXiv preprint arXiv:2503.18968*, 2025.
- [123] Chang Han Low, Ziyue Wang, Tianyi Zhang, Zhitao Zeng, Zhu Zhuo, Evangelos B Mazomenos, and Yueming Jin. Surgraw: Multi-agent workflow with chain-of-thought reasoning for surgical intelligence. *arXiv preprint arXiv:2503.10265*, 2025.
- [124] Jiaming Liu, Mengzhen Liu, Zhenyu Wang, Pengju An, Xiaoqi Li, Kaichen Zhou, Senqiao Yang, Renrui Zhang, Yandong Guo, and Shanghang Zhang. Robomamba: Efficient vision-language-action model for robotic reasoning and manipulation. *Advances in Neural Information Processing Systems*, 37:40085–40110, 2024.
- [125] Yuntao Bai, Andy Jones, Kamal Ndousse, Amanda Askell, Anna Chen, Nova DasSarma, Dawn Drain, Stanislav Fort, Deep Ganguli, Tom Henighan, et al. Training a helpful and harmless assistant with reinforcement learning from human feedback. *arXiv preprint arXiv:2204.05862*, 2022.
- [126] Haipeng Luo, Qingfeng Sun, Can Xu, Pu Zhao, Jianguang Lou, Chongyang Tao, Xiubo Geng, Qingwei Lin, Shifeng Chen, and Dongmei Zhang. Wizardmath: Empowering mathematical reasoning for large language models via reinforced evol-instruct. *arXiv preprint arXiv:2308.09583*, 2023.
- [127] Lichang Chen, Chen Zhu, Davit Soselia, Jiuhai Chen, Tianyi Zhou, Tom Goldstein, Heng Huang, Mohammad Shoeybi, and Bryan Catanzaro. Odin: Disentangled reward mitigates hacking in rlhf. *arXiv preprint arXiv:2402.07319*, 2024.
- [128] Hunter Lightman, Vineet Kosaraju, Yura Burda, Harri Edwards, Bowen Baker, Teddy Lee, Jan Leike, John Schulman, Ilya Sutskever, and Karl Cobbe. Let’s verify step by step. *arXiv preprint arXiv:2305.20050*, 2023.
- [129] Alex Havrilla, Sharath Rappathy, Christoforus Nalmpantis, Jane Dwivedi-Yu, Maksym Zhuravinskyi, Eric Hambro, and Roberta Railneau. Glore: When, where, and how to improve llm reasoning via global and local refinements. *arXiv preprint arXiv:2402.10963*, 2024.
- [130] Nathan Lambert, Valentina Pyatkin, Jacob Daniel Morrison, Lester James Validad Miranda, Bill Yuchen Lin, Khyathi Raghavi Chandu, Nouha Dziri, Sachin Kumar, Tom Zick, Yejin Choi, Noah A. Smith, and Hanna Hajishirzi. Rewardbench: Evaluating reward models for language modeling. *ArXiv*, 2024.
- [131] Thomas Anthony, Zheng Tian, and David Barber. Thinking fast and slow with deep learning and tree search. *Advances in neural information processing systems*, 30, 2017.
- [132] Tomasz Korbak, Kejian Shi, Angelica Chen, Rasika Vinayak Bhalerao, Christopher Buckley, Jason Phang, Samuel R Bowman, and Ethan Perez. Pretraining language models with human preferences. In *International Conference on Machine Learning*, 2023.

- [133] Chujie Zheng, Pei Ke, Zheng Zhang, and Minlie Huang. Click: Controllable text generation with sequence likelihood contrastive learning. In *Findings of ACL*, 2023.
- [134] Xiaochen Li, Zheng-Xin Yong, and Stephen H Bach. Preference tuning for toxicity mitigation generalizes across languages. *arXiv preprint arXiv:2406.16235*, 2024.
- [135] Sapana Chaudhary, Ujwal Dinesha, Dileep Kalathil, and Srinivas Shakkottai. Risk-averse fine-tuning of large language models. *Advances in Neural Information Processing Systems*, 37:107003–107038, 2024.
- [136] Katherine Tian, Eric Mitchell, Huaxiu Yao, Christopher D Manning, and Chelsea Finn. Fine-tuning language models for factuality. In *The Twelfth International Conference on Learning Representations*, 2024.
- [137] Haoxiang Wang, Yong Lin, Wei Xiong, Rui Yang, Shizhe Diao, Shuang Qiu, Han Zhao, and Tong Zhang. Arithmetic control of llms for diverse user preferences: Directional preference alignment with multi-objective rewards. In *ACL*, 2024.
- [138] Yingshui Tan, Yilei Jiang, Yanshi Li, Jiaheng Liu, Xingyuan Bu, Wenbo Su, Xiangyu Yue, Xiaoyong Zhu, and Bo Zheng. Equilibrate rlhf: Towards balancing helpfulness-safety trade-off in large language models. *arXiv preprint arXiv:2502.11555*, 2025.
- [139] Zhiyuan Zhao, Bin Wang, Linke Ouyang, Xiaoyi Dong, Jiaqi Wang, and Conghui He. Beyond hallucinations: Enhancing lvlms through hallucination-aware direct preference optimization. *arXiv preprint arXiv:2311.16839*, 2023.
- [140] Wenyi Xiao, Ziwei Huang, Leilei Gan, Wanggui He, Haoyuan Li, Zhelun Yu, Fangxun Shu, Hao Jiang, and Linchao Zhu. Detecting and mitigating hallucination in large vision language models via fine-grained ai feedback. *arXiv preprint arXiv:2404.14233*, 2024.
- [141] Yiyang Zhou, Chenhang Cui, Rafael Rafailov, Chelsea Finn, and Huaxiu Yao. Aligning modalities in vision large language models via preference fine-tuning. *arXiv preprint arXiv:2402.11411*, 2024.
- [142] Tianyu Yu, Haoye Zhang, Yuan Yao, Yunkai Dang, Da Chen, Xiaoman Lu, Ganqu Cui, Taiwen He, Zhiyuan Liu, Tat-Seng Chua, et al. Rlaif-v: Aligning mllms through open-source ai feedback for super gpt-4v trustworthiness. *arXiv preprint arXiv:2405.17220*, 2024.
- [143] Lehan He, Zeren Chen, Zhelun Shi, Tianyu Yu, Jing Shao, and Lu Sheng. A topic-level self-correctional approach to mitigate hallucinations in mllms. *arXiv preprint arXiv:2411.17265*, 2024.
- [144] Alex Havrilla, Yuqing Du, Sharath Chandra Raparthy, Christoforos Nalmpantis, Jane Dwivedi-Yu, Maksym Zhuravinskiy, Eric Hambro, Sainbayar Sukhbaatar, and Roberta Raileanu. Teaching large language models to reason with reinforcement learning. *arXiv preprint arXiv:2403.04642*, 2024.
- [145] Xin Lai, Zhuotao Tian, Yukang Chen, Senqiao Yang, Xiangru Peng, and Jiaya Jia. Step-dpo: Step-wise preference optimization for long-chain reasoning of llms. *arXiv preprint arXiv:2406.18629*, 2024.
- [146] Rui Zheng, Shihan Dou, Songyang Gao, Yuan Hua, Wei Shen, Binghai Wang, Yan Liu, Senjie Jin, Qin Liu, Yuhao Zhou, et al. Secrets of RLHF in large language models part I: PPO. *arXiv preprint arXiv:2307.04964*, 2023.
- [147] Michael Santacroce, Yadong Lu, Han Yu, Yuanzhi Li, and Yelong Shen. Efficient RLHF: Reducing the memory usage of PPO. *arXiv preprint arXiv:2309.00754*, 2023.
- [148] Alexey Gorbатовski, Boris Shaposhnikov, Alexey Malakhov, Nikita Surnachev, Yaroslav Aksenov, Ian Maksimov, Nikita Balagansky, and Daniil Gavrilov. Learn your reference model for real good alignment. *arXiv preprint arXiv:2404.09656*, 2024.
- [149] Yixin Liu, Pengfei Liu, and Arman Cohan. Understanding reference policies in direct preference optimization. *arXiv preprint arXiv:2407.13709*, 2024.
- [150] Leo Gao, John Schulman, and Jacob Hilton. Scaling laws for reward model overoptimization. In *International Conference on Machine Learning*, 2023.
- [151] Keyi Kong, Xilie Xu, Di Wang, Jingfeng Zhang, and Mohan Kankanhalli. Perplexity-aware correction for robust alignment with noisy preferences. In *Advances in Neural Information Processing Systems*, 2024.
- [152] Hanze Dong, Wei Xiong, Bo Pang, Haoxiang Wang, Han Zhao, Yingbo Zhou, Nan Jiang, Doyen Sahoo, Caiming Xiong, and Tong Zhang. RLHF workflow: From reward modeling to online RLHF. *arXiv preprint arXiv:2405.07863*, 2024.

- [153] Dahyun Kim, Yungi Kim, Wonho Song, Hyeonwoo Kim, Yunsu Kim, Sanghoon Kim, and Chanjun Park. sDPO: Don't use your data all at once. *ArXiv*, abs/2403.19270, 2024.
- [154] Corby Rosset, Ching-An Cheng, Arindam Mitra, Michael Santacrose, Ahmed Awadallah, and Tengyang Xie. Direct nash optimization: Teaching language models to self-improve with general preferences. *ArXiv*, abs/2404.03715, 2024.
- [155] Wei Xiong, Hanze Dong, Chenlu Ye, Ziqi Wang, Han Zhong, Heng Ji, Nan Jiang, and Tong Zhang. Iterative preference learning from human feedback: Bridging theory and practice for RLHF under KL-constraint. In *Forty-first International Conference on Machine Learning*, 2024.
- [156] Weizhe Yuan, Richard Yuanzhe Pang, Kyunghyun Cho, Sainbayar Sukhbaatar, Jing Xu, and Jason Weston. Self-rewarding language models. *arXiv preprint arXiv:2401.10020*, 2024.
- [157] Yizhong Wang, Hamish Ivison, Pradeep Dasigi, Jack Hessel, Tushar Khot, Khyathi Chandu, David Wadden, Kelsey MacMillan, Noah A Smith, Iz Beltagy, et al. How far can camels go? exploring the state of instruction tuning on open resources. In *Thirty-seventh Conference on Neural Information Processing Systems Datasets and Benchmarks Track*, 2023.

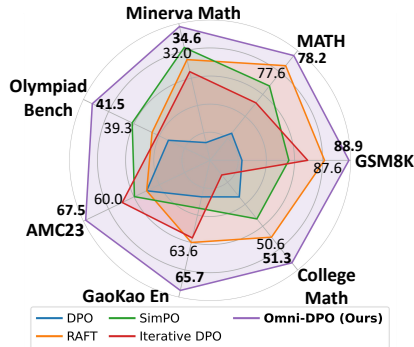
# Omni-DPO: A Dual-Perspective Paradigm for Dynamic Preference Learning of LLMs

## Supplementary Material

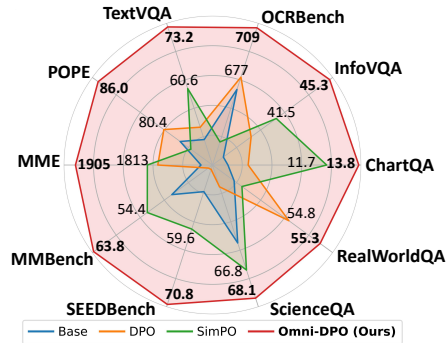
### Overview

This material provides supplementary details to the main paper, including the following sections:

- (A) **Motivation Details**
  - (A.1) Analysis of Reward vs. Score Margins
  - (A.2) Analysis of Overfitting Behavior
  - (A.3) Analysis of Performance Weighting Stability
- (B) **Method Details**
  - (B.1) DPO with Length Normalization
  - (B.2) Performance Weighting Factor
  - (B.3) Overall Objective
- (C) **Training Details**
  - (C.1) Training Setup
  - (C.2) Training Data
  - (C.3) Training Pseudocode
- (D) **Evaluation Details**
  - (D.1) Evaluation Setup
  - (D.2) Evaluation Results
  - (D.3) Additional Ablation Study
- (E) **Discussions**
  - (E.1) Gradient Coefficient of DPO
  - (E.2) Gradient Coefficient of Omni-DPO
  - (E.3) Discussions on the Gradient Coefficient
- (F) **Related Work**
- (G) **Case Studies**
- (H) **Broader Impact**



(a) Results on mathematical reasoning tasks (7B)



(b) Results on multimodal tasks



## A Motivation Details

In this section, we deepen the discussion supporting the key observations from the main paper Sec. 2.2. We focus on three critical phenomena: (1) the empirical relationship between reward margins and expert-assigned score margins of training pairs, as illustrated in the main paper Fig. 4, (2) the overfitting dynamics that emerge during preference learning if only consider the data quality, shown in the main paper Fig. 5c, and (3) the stability of performance weighting factors, as shown in the main paper Fig. 5b. These analyses help to shed light on the challenges inherent in preference learning and suggest the need for a more flexible approach, motivating our design of the Omni-DPO framework.

### A.1 Analysis of Reward vs. Score Margins

To investigate how the data quality of preference samples relates to the model’s learning dynamics during training, we fine-tune [Qwen2.5-Math](#) [50] base model on a 50/50 split of the preference data, using half of the dataset for training and reserving the remainder for validation, to emulate exposure to unseen pairs during training. As illustrated in main paper Fig. 4, the results reveal that a pair’s intrinsic quality (measured by its expert-assigned score margin  $(S_w - S_l)$ ) does not necessarily correlate to the model’s learning difficulty, as quantified by its reward margin  $\Delta_r$  (defined in the main paper Eq. (3)). For instance, a pair with high quality (*i.e.*, a large score margin) may be already well-fitted by the model. This observation prompts us to consider whether relying solely on intrinsic data quality in preference training is sufficient and to further examine the potential negative consequences.

In addition, we conducted a parallel analysis of the textual understanding. We fine-tune [Qwen2.5-7B](#) [42] on the *train\_prefs* split of the [UltraFeedback](#) [43] dataset and then evaluate it on the held-out *test\_prefs* split. The resulting Spearman correlation between expert score margin  $(S_w - S_l)$  and model reward margin  $\Delta_r$  was only  $\rho = 0.08$  (using the same metrics as in the main paper Fig. 4), indicating almost no correlation between intrinsic data quality and learning difficulty. This result further reinforces the need for weighting mechanisms that go beyond only considering data quality.

### A.2 Analysis of Overfitting Behavior

**DPO with  $w_{\text{qual}}$  only.** We perform an investigation of overfitting in preference learning. Specifically, during fine-tuning of [Qwen2.5-7B](#) [42] on the *train\_prefs* split of the [UltraFeedback](#) [43] dataset, we extend the standard DPO objective (the main paper Eq. (1)) by incorporating a data quality weighting factor  $w_{\text{qual}}$  (the main paper Eq. (5)). We tracked both the training loss and the evaluation loss measured on the held-out *test\_prefs* split. The main paper Fig. 5c shows that as training progresses, the training loss steadily decreases, whereas the evaluation loss, after initially falling, reaches a minimum (marked by the dashed vertical line) and then begins to rise. This divergence signals that the model starts to overfit to the training data beyond that point. This suggests that effective training strategies must also adapt to the model’s learning dynamics in addition to only the data-quality.

**DPO with  $w_{\text{qual}}$  and  $w_{\text{perf}}$ .** After we also incorporate the performance weighting factor  $w_{\text{perf}}$  (the main paper Eq. (10)) into the DPO objective, we observe that both the training and evaluation losses exhibit a consistent downward trend throughout the training process, as shown in the main paper Fig. 5d. This suggests that our proposed  $w_{\text{perf}}$  effectively mitigates overfitting, allowing the model to better leverage the data pairs during training and better align with human preferences.

### A.3 Analysis of Performance Weighting Stability

Finally, we compare the gradient norms of the original focal-weighted DPO (the main paper Eq. (7)) and our stabilized variant (the main paper Eq. (10)) during fine-tuning [Llama3-8B-Base](#) [38] on the [UltraFeedback](#) [43] dataset. The results show that the original focal-weighted DPO exhibits frequent, large spikes in gradient norm throughout training, whereas our stabilized variant maintains a much smoother profile. This finding suggests that naively applying focal loss [36] weights in preference learning can induce unstable updates, while our stabilized form, which utilized length normalization (LN) and a relaxed, unified constraint  $\tau_{\text{ref}}$ , yields consistently more stable training dynamics.

## B Method Details

In this section, we provide a detailed exposition of the key components of our proposed Omni-DPO framework, including its formulations and gradient derivations. We begin with a review of the fundamental principles of DPO, then introduce the length normalization (LN) in Appendix B.1, next present the performance weighting strategies in Appendix B.2, and finally conclude with the derivation of the overall objective function in Appendix B.3.

### B.1 DPO with Length Normalization

DPO objective [15] augmented with length normalization (LN) demonstrated significantly more stable training dynamics in our experiments. In the following, we briefly introduce DPO with length normalization to prepare for the subsequent sections. The gradient of the DPO loss (the main paper Eq. (1)) with respect to the policy model  $\pi_\theta$  parameters  $\theta$  can be written as:

$$\begin{aligned} \nabla_\theta \mathcal{L}_{\text{DPO}} = & \\ & -\beta \mathbb{E}_{(x, y_w, y_l) \sim D} \left[ \underbrace{\sigma(r(x, y_l) - r(x, y_w))}_{\text{higher when reward estimate is wrong}} \left( \underbrace{\nabla_\theta \log \pi_\theta(y_w | x)}_{\text{increase likelihood of } y_w} - \underbrace{\nabla_\theta \log \pi_\theta(y_l | x)}_{\text{decrease likelihood of } y_l} \right) \right], \end{aligned} \quad (12)$$

where the implicit reward function (excluding the partition function  $Z(x)$  for simplicity) is:

$$r(x, y) = \beta \log \frac{\pi_\theta(y | x)}{\pi_{\text{ref}}(y | x)}. \quad (13)$$

The gradient of DPO with length normalization (DPO w/ LN) is:

$$\begin{aligned} \nabla_\theta \mathcal{L}_{\text{DPO w/ LN}} = & \\ & -\beta \mathbb{E}_{(x, y_w, y_l) \sim D} \left[ \sigma(r_{\text{LN}}(x, y_l) - r_{\text{LN}}(x, y_w)) \left( \nabla_\theta \frac{\log \pi_\theta(y_w | x)}{|y_w|} - \nabla_\theta \frac{\log \pi_\theta(y_l | x)}{|y_l|} \right) \right], \end{aligned} \quad (14)$$

where the reward function with length normalization ( $r_{\text{LN}}$ ) is defined as follows:

$$r_{\text{LN}}(x, y) = \frac{\beta}{|y|} \log \frac{\pi_\theta(y | x)}{\pi_{\text{ref}}(y | x)}. \quad (15)$$

Recent studies [18, 31, 32] have observed that DPO training allows the policy to exploit a length bias in the data, assigning disproportionately high probabilities to longer sequences. As a result, DPO-trained models tend to produce unduly long responses, even though the quality of a response should remain independent of the token length of it [59–62]. Thus, length normalization (LN) has been introduced in the framework of DPO by recent studies [18, 32].

### B.2 Performance Weighting Factor

Building on our previous discussion of length normalization, in this section, we further discuss the performance-weighting factor. We first derive the gradient for the original DPO objective augmented with vanilla focal loss [36] weighting factor  $w_{\text{focal}}$  (the main paper Eq. (8)), and then transition to the gradient derivation for our more stable variant  $w_{\text{perf}}$  (the main paper Eq. (10)). This analysis prepares the groundwork for deriving the gradient of our overall Omni-DPO objective in Appendix B.3.

**The direct integration with DPO.** We first derive the gradient of the focal-weighted DPO loss  $\mathcal{L}_{\text{DPO w/ FL}}$ , arriving at the expression in the main paper Eq. (9). Recall that  $\mathcal{L}_{\text{DPO w/ FL}}$  is defined as:

$$\mathcal{L}_{\text{DPO w/ FL}} = -\mathbb{E}_{(x, y_w, y_l) \sim D} [w_{\text{focal}}(\pi_\theta) \cdot \log \sigma(\Delta_r)], \quad (16)$$

where the implicit reward margin  $\Delta_r$  and the weighting factor  $w_{\text{focal}}$  are defined as:

$$\begin{aligned} \Delta_r = r(x, y_w) - r(x, y_l) &= \beta \log \frac{\pi_\theta(y_w | x)}{\pi_{\text{ref}}(y_w | x)} - \beta \log \frac{\pi_\theta(y_l | x)}{\pi_{\text{ref}}(y_l | x)}, \\ w_{\text{focal}} &= \left[ 1 - \sigma \left( \beta \log \frac{\pi_\theta(y_w | x)}{\pi_{\text{ref}}(y_w | x)} - \beta \log \frac{\pi_\theta(y_l | x)}{\pi_{\text{ref}}(y_l | x)} \right) \right]^\gamma = [1 - \sigma(\Delta_r)]^\gamma. \end{aligned} \quad (17)$$

The gradient of this loss concerning the policy model  $\pi_\theta$  parameters  $\theta$  proceeds as follows:

$$\begin{aligned}
\nabla_{\theta} \mathcal{L}_{\text{DPO w/ FL}} &= -\nabla_{\theta} \mathbb{E}[(1 - \sigma(\Delta_r))^{\gamma} \cdot \ln \sigma(\Delta_r)] \\
&= -\mathbb{E} \left[ (1 - \sigma(\Delta_r))^{\gamma} \cdot \nabla_{\theta} \ln \sigma(\Delta_r) + \nabla_{\theta} (1 - \sigma(\Delta_r))^{\gamma} \cdot \ln \sigma(\Delta_r) \right] \\
&= -\mathbb{E} \left[ (1 - \sigma(\Delta_r))^{\gamma} \cdot \frac{\nabla_{\theta} \sigma(\Delta_r)}{\sigma(\Delta_r)} + \gamma (1 - \sigma(\Delta_r))^{\gamma-1} \cdot \nabla_{\theta} (-\sigma(\Delta_r)) \cdot \ln \sigma(\Delta_r) \right] \\
&= -\mathbb{E} \left[ (1 - \sigma(\Delta_r))^{\gamma} (1 - \sigma(\Delta_r)) - \gamma \ln \sigma(\Delta_r) (1 - \sigma(\Delta_r))^{(\gamma-1)+1} \sigma(\Delta_r) \right] \nabla_{\theta}(\Delta_r) \\
&= -\mathbb{E} \left[ (1 - \sigma(\Delta_r))^{\gamma} \cdot (1 - \sigma(\Delta_r) - \gamma \sigma(\Delta_r) \ln \sigma(\Delta_r)) \right] \nabla_{\theta}(\Delta_r), \\
&\text{where } \nabla_{\theta}(\Delta_r) = \beta \left[ \nabla_{\theta} \log \pi_{\theta}(y_w | x) - \nabla_{\theta} \log \pi_{\theta}(y_l | x) \right].
\end{aligned} \tag{18}$$

As shown in the main paper Fig. 5a, the gradient of the focal-weighted DPO objective peaks when the model performs poorly and diminishes as performance improves. This dynamic naturally prioritizes harder examples during training by downweighting the contribution of already well-fitted samples.

**Calibrated weighting factor.** Since directly incorporating focal-loss weights into preference learning can destabilize training (as described in the main paper Sec. 3.3), we incorporate length normalization (LN) together with a unified performance margin  $\tau_{\text{ref}}$ , thus arrive at our more stable performance weight  $w_{\text{perf}}$  as defined in Eq. (10) of the main paper. In the sequel, we derive the gradient of this stabilized form. The stabilized DPO loss with performance weighting is defined as:

$$\mathcal{L}_{\text{DPO w/ perf}} = -\mathbb{E}_{(x, y_w, y_l) \sim D} [w_{\text{perf}}(\pi_{\theta}) \cdot \log \sigma(\Delta_r)], \tag{19}$$

where the implicit reward margin  $\Delta_r$  and the performance weight  $w_{\text{perf}}$  are defined as:

$$\begin{aligned}
\Delta_r &= r_{\text{LN}}(x, y_w) - r_{\text{LN}}(x, y_l) = \frac{\beta}{|y_w|} \log \frac{\pi_{\theta}(y_w | x)}{\pi_{\text{ref}}(y_w | x)} - \frac{\beta}{|y_l|} \log \frac{\pi_{\theta}(y_l | x)}{\pi_{\text{ref}}(y_l | x)}, \\
w_{\text{perf}} &= \left[ 1 - \sigma \left( \frac{\beta}{|y_w|} \log \pi_{\theta}(y_w | x) - \frac{\beta}{|y_l|} \log \pi_{\theta}(y_l | x) - \tau_{\text{ref}} \right) \right]^{\gamma}.
\end{aligned} \tag{20}$$

First, we introduce the *adjusted reward margins*  $\Delta_{\text{adj}}$  for simplicity, which is defined as:

$$\Delta_{\text{adj}} = \frac{\beta}{|y_w|} \log \pi_{\theta}(y_w | x) - \frac{\beta}{|y_l|} \log \pi_{\theta}(y_l | x) - \tau_{\text{ref}}. \tag{21}$$

Thus, we have:

$$\nabla_{\theta} \Delta_{\text{adj}} = \nabla_{\theta} \Delta_r = \frac{\beta}{|y_w|} \nabla_{\theta} \log \pi_{\theta}(y_w | x) - \frac{\beta}{|y_l|} \nabla_{\theta} \log \pi_{\theta}(y_l | x). \tag{22}$$

For brevity, denote the performance weight:

$$w_{\text{perf}} = (1 - \sigma(\Delta_{\text{adj}}))^{\gamma}. \tag{23}$$

We also require the following intermediate gradients:

$$\begin{aligned}
\nabla_{\theta} \log \sigma(\Delta_r) &= \frac{1}{\sigma(\Delta_r)} \sigma(\Delta_r) (1 - \sigma(\Delta_r)) \nabla_{\theta} \Delta_r = (1 - \sigma(\Delta_r)) \nabla_{\theta} \Delta_r, \\
\nabla_{\theta} \sigma(\Delta_{\text{adj}}) &= \sigma(\Delta_{\text{adj}}) (1 - \sigma(\Delta_{\text{adj}})) \nabla_{\theta} \Delta_{\text{adj}}.
\end{aligned} \tag{24}$$

It follows that:

$$\begin{aligned}
\nabla_{\theta} w_{\text{perf}} &= \nabla_{\theta} \left[ (1 - \sigma(\Delta_{\text{adj}}))^{\gamma} \right] \\
&= -\gamma (1 - \sigma(\Delta_{\text{adj}}))^{\gamma-1} \sigma(\Delta_{\text{adj}}) (1 - \sigma(\Delta_{\text{adj}})) \nabla_{\theta} \Delta_{\text{adj}} \\
&= -\gamma (1 - \sigma(\Delta_{\text{adj}}))^{\gamma} \sigma(\Delta_{\text{adj}}) \nabla_{\theta} \Delta_{\text{adj}}.
\end{aligned} \tag{25}$$

Consequently, the overall gradient of the loss can be expressed as:

$$\begin{aligned}
& \nabla_{\theta} \mathcal{L}_{\text{DPO w/ perf}} \\
&= -\mathbb{E} \left[ \nabla_{\theta} (w_{\text{perf}} \log \sigma(\Delta_r)) \right] \\
&= -\mathbb{E} \left[ w_{\text{perf}} (\nabla_{\theta} \log \sigma(\Delta_r)) + (\nabla_{\theta} w_{\text{perf}}) \log \sigma(\Delta_r) \right] \\
&= -\mathbb{E} \left[ (1 - \sigma(\Delta_{\text{adj}}))^{\gamma} (1 - \sigma(\Delta_r)) \nabla_{\theta} \Delta_r - \gamma (1 - \sigma(\Delta_{\text{adj}}))^{\gamma} \sigma(\Delta_{\text{adj}}) \log \sigma(\Delta_r) \nabla_{\theta} \Delta_{\text{adj}} \right] \quad (26) \\
&= -\mathbb{E} \left[ (1 - \sigma(\Delta_{\text{adj}}))^{\gamma} ((1 - \sigma(\Delta_r)) \nabla_{\theta} \Delta_r - \gamma \sigma(\Delta_{\text{adj}}) \log \sigma(\Delta_r) \nabla_{\theta} \Delta_{\text{adj}}) \right] \\
&= -\mathbb{E} \left[ (1 - \sigma(\Delta_{\text{adj}}))^{\gamma} ((1 - \sigma(\Delta_r)) - \gamma \sigma(\Delta_{\text{adj}}) \log \sigma(\Delta_r)) \cdot \nabla_{\theta} \Delta_r \right].
\end{aligned}$$

Both the gradient of the original focal-weighted DPO  $\mathcal{L}_{\text{DPO w/ FL}}$  (Eq. (16)) and its stabilized performance-weighted counterpart  $\mathcal{L}_{\text{DPO w/ perf}}$  (Eq. (19)) share a common structural backbone: they modulate the base DPO gradient  $\nabla_{\theta} \Delta_r$  by a multiplicative “focusing” term of the form  $(1 - \sigma(\cdot))^{\gamma} [(1 - \sigma(\Delta_r)) - \gamma \sigma(\cdot) \ln \sigma(\Delta_r)]$ .

This factor down-weights examples for which the model is already confident (*i.e.*,  $\sigma(\Delta_r)$  is high) and up-weights those where it underperforms (*i.e.*,  $\sigma(\Delta_r)$  is low). In both the original focal-weighted DPO loss  $\mathcal{L}_{\text{DPO w/ FL}}$  and our stabilized performance-weighted variant  $\mathcal{L}_{\text{DPO w/ perf}}$ , the exponent  $\gamma$  determines how sharply the model concentrates on harder samples. Both losses share the same  $(1 - \sigma(\cdot))^{\gamma}$  focal multiplier, preserving a targeted emphasis on difficult cases.

With this formula established, we now incorporate it into the overall objective function of Omni-DPO.

### B.3 Overall Objective

Recall that the overall objective of Omni-DPO is defined as:

$$\mathcal{L}_{\text{Omni-DPO}} = -\mathbb{E}_{(x, y_w, y_l) \sim D} \left[ w_{\text{qual}}(y_w, y_l) \cdot w_{\text{perf}}(\pi_{\theta}) \cdot \log \sigma(\Delta_r) \right] + \lambda \mathcal{L}_{\text{c-NLL}}. \quad (27)$$

Based on the derivation in Eq. (26), the gradient of Omni-DPO can be expressed as:

$$\begin{aligned}
& \nabla_{\theta} \mathcal{L}_{\text{Omni-DPO}} \\
&= -\mathbb{E}_{(x, y_w, y_l) \sim D} \left[ w_{\text{qual}} (1 - \sigma(\Delta_{\text{adj}}))^{\gamma} \left( (1 - \sigma(\Delta_r)) - \gamma \sigma(\Delta_{\text{adj}}) \log \sigma(\Delta_r) \right) \nabla_{\theta} \Delta_r \right. \\
&\quad \left. + \lambda \cdot \mathbf{1}(\log \pi_{\text{ref}}(y_w | x) > \log \pi_{\theta}(y_w | x)) \mathbf{1}(S_w \geq \tau_{\text{good}}) \cdot \nabla_{\theta} \frac{\log \pi_{\theta}(y_w | x)}{|y_w|} \right] \quad (28) \\
&= -\mathbb{E} \left\{ \left[ \beta w_{\text{qual}} (1 - \sigma(\Delta_{\text{adj}}))^{\gamma} \left( (1 - \sigma(\Delta_r)) - \gamma \sigma(\Delta_{\text{adj}}) \log \sigma(\Delta_r) \right) + \lambda \cdot I \right] \nabla_{\theta} \frac{\log \pi_{\theta}(y_w | x)}{|y_w|} \right. \\
&\quad \left. + \left[ \beta w_{\text{qual}} (1 - \sigma(\Delta_{\text{adj}}))^{\gamma} \left( (1 - \sigma(\Delta_r)) - \gamma \sigma(\Delta_{\text{adj}}) \log \sigma(\Delta_r) \right) \right] \nabla_{\theta} \frac{\log \pi_{\theta}(y_l | x)}{|y_l|} \right\}.
\end{aligned}$$

where  $I$  denotes the indicator function  $I = \mathbf{1}(\log \pi_{\text{ref}}(y_w | x) > \log \pi_{\theta}(y_w | x)) \mathbf{1}(S_w \geq \tau_{\text{good}})$ ,  $w_{\text{qual}}$  is the quality weighting factor, and  $S_w$  is the score of the preferred completion  $y_w$ . The  $\Delta_r$  is the reward margin in Eq. (20) and  $\Delta_{\text{adj}}$  is the adjusted reward margins in Eq. (21).

Upon deriving the gradient of the overall objective  $\mathcal{L}_{\text{Omni-DPO}}$ , we proceed with the discussion from the main paper (in main paper Sec. 5) by analyzing Omni-DPO’s gradient coefficient  $GC_{\mathcal{A}}$  within the *Unified Paradigm* proposed by Shao et al. [58] and comparing it to that of DPO [15] in Appendix E.

## C Training Details

In this section, we present comprehensive details related to model training, including the training setup (Appendix C.1), the training datasets (Appendix C.2), and the training pseudocode (Appendix C.3). To further demonstrate the versatility of Omni-DPO, we also extend our experiments to the multimodal domain and provide full implementation specifics. By making these details available, we aim to enhance reproducibility and further validate the effectiveness of Omni-DPO.

Table C.1: **Training setup for textual understanding evaluation.** We maintain largely consistent hyperparameter configurations across all model variants and datasets to demonstrate the robustness and scalability of Omni-DPO. In this table, the placeholder  $x$  in Qwen2.5- $x$ B denotes the model size in billions of parameters, with  $x \in \{0.5, 1.5, 3, 7, 14\}$ . We set the threshold  $\tau_{\text{good}} = 3.2$  since this value corresponds to the median score of chosen response  $y_w$  in the training dataset, thereby reflecting the central tendency of the score distribution.

Model Setting	LLama3-8B-Base	LLama3-8B-Base v0.2	LLama3-8B-Instruct	LLama3-8B-Instruct v0.2	Gemma-2-9b-it	Qwen2.5- $x$ B
Learning rate	1.0e-6				8.0e-7	2.0e-6
DPO beta $\beta$	2.0		10.0		3.5	
$w_{\text{perf}}$ param $\tau_{\text{ref}}$	0.8		1.0		0.8	
$w_{\text{qual}}$ param $\eta$			0.7			
$w_{\text{perf}}$ param $\gamma$			3			
c-NLL loss lambda $\lambda$			0.001			
Data threshold $\tau_{\text{good}}$			3.2			
Global batch size			128			
Learning rate scheduler			Cosine			
Warmup ratio			0.1 (10% steps)			
Optimizer			AdamW [63]			
Epoch			1			
Seed			42			

Table C.2: **Prompt template for math reasoning ability training and evaluation.** All evaluations employ greedy decoding and widely used [64] zero-shot chain-of-thought (CoT) [65] prompting for consistency.

```

<lim_start>system
Please reason step by step, and put your final answer within \boxed{ }.<lim_end>
<lim_start>user
{Question} Let's think step by step and output the final answer within \boxed{ }<lim_end>
<lim_start>assistant

```

## C.1 Training Setup

**General training hyperparameters.** All general training settings, including the batch size, number of epochs, learning rate schedule, optimizer choice, and so on, are identical to those used in SimPO [18], ensuring a fair and controlled comparison.

**Method-specific training hyperparameters.** For the training hyperparameters of DPO [15] and SimPO [18], we follow the [officially recommended best practices](#) to ensure optimal performance. For Omni-DPO, we observed that the choice of hyperparameters can vary between models and affects the benchmark outcomes. To address this, we run preliminary experiments to identify appropriate values for the performance weight  $w_{\text{perf}}$  hyperparameters  $\gamma$  and  $\tau_{\text{ref}}$ , as illustrated in the main paper Figs. 6a and 6b, the practical range of  $\gamma$  is  $[1.0, 5.0]$  and  $\tau_{\text{ref}}$  is  $[0.5, 2.0]$ . Once these ranges were established, we maintained largely consistent hyperparameter configurations across all models and datasets to demonstrate the robustness and scalability of Omni-DPO. Detailed training configurations for textual understanding tasks are given in Tab. C.1, and for mathematical reasoning tasks and multimodal tasks are provided in Tab. C.3.

**Computation environment.** Our experiments were mainly conducted based on the code from the [SimPO repository](#) to ensure a fair comparison. All computational tasks are performed on a single suite of 8xH800 GPUs.

## C.2 Training Data

**Textual training data.** All training configurations, including training data and training pipeline, are aligned with those used in SimPO [18] to ensure a fair comparison.

**Math training data.** For mathematical reasoning ability training data, we sampled 20K math problems from the [NuminaMath](#) [51] dataset following recent studies [66–69]. We generate training data in an *on-policy* manner: using the base model under training, we sample  $N = 8$  candidate solutions  $y \sim \pi_{\theta}(Y|x)$  for each problem prompt  $x$  using the zero-shot chain of thought (CoT) prompting template shown in Tab. C.2, we then apply a rule-based classifier to label each sample as *correct* or *incorrect* using the provided ground truth answer.<sup>4</sup> Furthermore, we score each response  $y$  using a domain-specific reward model, [Qwen2.5-Math-PRM-7B](#) [71], using the *solution reformatting* method suggested by Zheng et al. [72]. To maintain the training data quality, we exclude problem  $x$

<sup>4</sup>The evaluation code is based on [simpleRL-reason](#) [70].



Table C.3: **Training setup for math reasoning and multimodal tasks.** We maintained largely consistent hyperparameter configurations across all models to demonstrate the robustness and scalability of Omni-DPO.

Setting \ Model	Qwen2.5-Math-1.5B	Qwen2.5-Math-7B	Qwen2-VL-2B
Learning rate		1.0e-6	6.0e-6
c-NLL loss lambda $\lambda$		0.2	0.001
Data threshold $\tau_{\text{good}}$		8.0	2.5
DPO beta $\beta$		2.0	
$w_{\text{perf}}$ param $\tau_{\text{ref}}$		2.0	
$w_{\text{qual}}$ param $\eta$		0.7	
$w_{\text{perf}}$ param $\gamma$		3.0	
global batch size		128	
Learning rate scheduler		Cosine	
Warmup ratio		0.0	

for which all sampled responses  $y \sim \pi_{\theta}(Y|x)$  are labeled as *incorrect*, as these cases prove excessively challenging for the model to learn. From the remaining pool, we select only those positive samples whose solutions are correct and whose reward scores  $S_w$  exceed those of corresponding negative samples (*i.e.*,  $S_w > S_l$ ), thereby ensuring a dual level of data quality control. This process yields a final set of 20K high-quality math reasoning training examples, which we use uniformly across DPO [15], SimPO [18], and Omni-DPO training objectives to ensure a fair comparison.

**Multimodal training data.** For multimodal training, we employ the recently publicly available [MM-RLHF](#) [73] dataset, which is a high-quality human-annotated preference dataset with reliable ranking rationales. We use only the *Image* subset, which includes three question types: *Long* (long-text), *Short* (short-text), and *MCQ* (multiple-choice), totaling approximately 50K preference learning pairs. We then utilize the critique-based MLLM reward model, [MM-RLHF-Reward-7B-llava-ov-qwen](#) [73], to score the sampled responses using the human-provided critiques, to ensure both quality and efficiency. We apply this same set of around 50K multimodal examples across DPO [15], SimPO [18], and Omni-DPO objectives to maintain a fair comparison.<sup>5</sup>

### C.3 Training Pseudocode

The pseudocode for computing the training loss in Omni-DPO is presented in Algorithm 1. In brief, the procedure (1) performs forward passes under both the policy  $\pi_{\theta}$  and reference models  $\pi_{\text{ref}}$  to obtain log-probability ratios; (2) computes dual adaptive weights; (3) applies these weights to the DPO loss; (4) introduces the calibrated NLL loss for high-quality, hard positive samples; and (5) returns the batch-mean of all loss components.

## D Evaluation Details

In this section, we present detailed descriptions of the evaluation setup (Appendix D.1), the evaluation results (Appendix D.2), and additional ablation studies (Appendix D.3). Furthermore, to demonstrate the broader applicability of Omni-DPO, we extend our experiments to the multimodal domain and provide complete implementation details. By providing these specifics, we aim to further validate the effectiveness and scalability of Omni-DPO and to enhance reproducibility.

### D.1 Evaluation Setup

We first present the details of our evaluation setup, including the selected evaluation benchmarks and decoding strategy during evaluation.

**Evaluation benchmarks.** We provide the details about the evaluation benchmarks used in this work. The evaluation benchmarks for textual understanding ability are summarized in Tab. D.1.

The descriptions of the benchmarks of *textual understanding evaluation* are as follows:

- **AlpacaEval 2.0** [44] comprises 805 questions sourced from five diverse datasets. We report both the raw win rate (WR) and the length-controlled win rate (LC) [59], where LC mitigates verbosity bias using a regression-based causal inference approach to adjust for and control potential response

<sup>5</sup>Due to computational resource limitations, training on multimodal tasks was restricted to a 2B-parameter model. Nevertheless, the encouraging results suggest that scaling to larger models is likely to yield further performance improvements, which we defer to future work.

---

**Algorithm 1** Omni-DPO loss calculation

---

**Input:** Training samples  $(\mathbf{x}, \mathbf{y}_w, \mathbf{y}_l) \sim D$   
**Hyperparameters:**  $\eta$ ,  $\beta$ ,  $\gamma$ ,  $\lambda$ ,  $\tau_{\text{ref}}$ ,  $\tau_{\text{good}}$   
**Output:** Omni-DPO loss

```
1: import torch
2: import torch.nn.functional as F
3:
4: def get_Omni_DPO_loss(self, ( $\mathbf{x}, \mathbf{y}_w, \mathbf{y}_l$ )) -> torch.Tensor:
5:     # policy model forward
6:     policy_chosen_logps = model.dpo_forward(( $\mathbf{x}, \mathbf{y}_w$ )) # Note that the 'logps' are length-normalized
7:     policy_rejected_logps = model.dpo_forward(( $\mathbf{x}, \mathbf{y}_l$ ))
8:     policy_logratios = policy_chosen_logps - policy_rejected_logps
9:
10:    # reference model forward
11:    with torch.no_grad():
12:        ref_chosen_logps = ref_model.dpo_forward(( $\mathbf{x}, \mathbf{y}_w$ ))
13:        ref_rejected_logps = ref_model.dpo_forward(( $\mathbf{x}, \mathbf{y}_l$ ))
14:    ref_logratios = ref_chosen_logps - ref_rejected_logps
15:
16:    logits = policy_logratios - ref_logratios
17:
18:    # calculate dual adaptive weights
19:    w_quality = compute_weight_quality(score_margin, self.eta)
20:    w_performance = (1 - F.sigmoid(self.beta * policy_logratios - self.tao_ref)) ** self.gamma
21:
22:    # calculate loss
23:    losses = - w_quality * w_performance * F.logsigmoid(self.beta * logits)
24:
25:    # calculate c-NLL loss
26:    positive_coeffi = self.lambda * sign(reference_chosen_logps - policy_chosen_logps)
27:    positive_coeffi = torch.where(score_chosen >= tau_good, positive_coeffi, 0)
28:    losses -= positive_coeffi * policy_chosen_logps
29:
30:    return loss.mean()
```

---

Table D.1: **Evaluation benchmarks for textual understanding.** The baseline model refers to the model being compared against. A unified judge model GPT-4o 2024-05-13 is employed across benchmarks to ensure fairness.

	# Exs.	Baseline Model	Judge Model	Scoring Type	Metric
<b>AlpacaEval 2.0</b> [44]	805	GPT-4 Turbo	GPT-4o	Pairwise comparison	LC & raw win rate
<b>Arena-Hard v0.1</b> [45]	500	GPT-4-0314	2024-05-13	Pairwise comparison	Win rate
<b>SedarEval</b> [47]	1,000	-	-	Single-answer grading	Rating of 0~5
<b>IFEval</b> [46]	541	-	-	Rule-based checking	Strict/Loose Acc.

length bias, thereby enhancing the accuracy and robustness of automated evaluation metrics. The prompt template is shown in Tab. D.2.

- **Arena-Hard v0.1** [45] builds on MT-Bench [74] with 500 technically challenging problem-solving queries. We measure performance via WR against the designated baseline model GPT-4-0314. The prompt template is shown in Tab. D.3.
- **IFEval** [46] contains approximately 500 prompts based on 25 “verifiable instructions” (e.g., “write more than 400 words,” “mention the keyword ‘AI’ at least three times”). We report both strict accuracy (Strict Acc.), which demands exact compliance down to formatting details, and loose accuracy (Loose Acc.), which allows minor variations such as differences in case or markup.
- **SedarEval** [47, 75] is a novel evaluation paradigm that introduces a self-adaptive rubric for scoring 1,000 questions spanning domains such as long-tail knowledge, mathematics, coding, and logical reasoning. Unlike traditional scoring methods, SedarEval’s approach provides a more accurate reflection of the problem-solving process. Using an evaluator LM trained on the same dataset, SedarEval achieves higher concordance with human judgments than even GPT-4 [35], offering a more faithful assessment of problem-solving quality. The template is from the [official repository](#).

For *math reasoning ability* evaluation, we evaluate model performance on a suite of standard mathematical reasoning benchmarks, including [GSM8K](#) [52], [MATH 500](#) [53], [Minerva Math](#) [54], [GaoKao](#)

Table D.2: **Prompts for AlpacaEval 2.0 [44]**. This template lets the assistant to compare two model responses for a given instruction and return a human-preference rank. This template is from the [official repository](#).

```

<lim_start>system
You are a helpful assistant, that ranks models by the quality of their answers.
<lim_end>
<lim_start>user
I want you to create a leaderboard of different of large-language models. To do so, I will give you the
instructions (prompts) given to the models, and the responses of two models. Please rank the models based
on which responses would be preferred by humans. All inputs and outputs should be python dictionaries.
Here is the prompt:
{
  "instruction": ""instruction"",
}
Here are the outputs of the models:
[
  {
    "model": "model_1",
    "answer": ""{output_1}""
  },
  {
    "model": "model_2",
    "answer": ""{output_2}""
  }
]
Now please rank the models by the quality of their answers, so that the model with rank 1 has the best
output. Then return a list of the model names and ranks, i.e., produce the following output:
[
  {'model': <model-name>, 'rank': <model-rank>},
  {'model': <model-name>, 'rank': <model-rank>}
]

Your response must be a valid Python dictionary and should contain nothing else because we will directly
execute it in Python. Please provide the ranking that the majority of humans would give.
<lim_end>

```

Table D.3: **Prompts for Arena-Hard [45]**. This template instructs the system to generate its own answer, then compare and judge two assistants' responses against that answer, outputting one of five verdict labels to indicate which assistant is preferred. This template is from the [official repository](#).

**system\_prompt:**  
 "Please act as an impartial judge and evaluate the quality of the responses provided by two AI assistants to the user prompt displayed below. You will be given assistant A's answer and assistant B's answer. Your job is to evaluate which assistant's answer is better.\n\n
 Begin your evaluation by generating your own answer to the prompt. You must provide your answers before judging any answers.\n\n
 When evaluating the assistants' answers, compare both assistants' answers with your answer. You must identify and correct any mistakes or inaccurate information.\n\n
 Then consider if the assistant's answers are helpful, relevant, and concise. Helpful means the answer correctly responds to the prompt or follows the instructions. Note when user prompt has any ambiguity or more than one interpretation, it is more helpful and appropriate to ask for clarifications or more information from the user than providing an answer based on assumptions. Relevant means all parts of the response closely connect or are appropriate to what is being asked. Concise means the response is clear and not verbose or excessive.\n\n
 Then consider the creativity and novelty of the assistant's answers when needed. Finally, identify any missing important information in the assistants' answers that would be beneficial to include when responding to the user prompt.\n\n
 After providing your explanation, you must output only one of the following choices as your final verdict with a label:\n\n
 1. Assistant A is significantly better: [[A>>B]]\n
 2. Assistant A is slightly better: [[A>B]]\n
 3. Tie, relatively the same: [[A=B]]\n
 4. Assistant B is slightly better: [[B>A]]\n
 5. Assistant B is significantly better: [[B>>A]]\n\n
 Example output: "My final verdict is tie: [[A=B]]."

**prompt\_template:**  
 <User Prompt>\nquestion\_1\n\n
 <The Start of Assistant A's Answer>\n{answer\_1}\n<The End of Assistant A's Answer>\n\n
 <The Start of Assistant B's Answer>\n{answer\_2}\n<The End of Assistant B's Answer>"

Table D.4: **Main result of multimodal tasks.** We evaluate the performance of Qwen2-VL-2B [88] base model on various multimodal benchmarks. The best results are highlighted in **bold** and the second best in underline. The results demonstrate that Omni-DPO consistently outperforms the baseline, DPO and SimPO across all benchmarks, achieving significant improvements in overall performance.

Model	Method	ChartQA <sub>test</sub> [76]	InfoVQA <sub>val</sub> [77]	OCRBench [78]	TextVQA [79]	POPE [80]
		Overall(%)	Overall(%)	Final Score	Overall(%)	Overall(%)
Qwen2-VL-2B	Baseline	5.04	37.77	669	50.21	79.55
	DPO	6.40	39.73	<u>677</u>	52.73	<u>80.84</u>
	SimPO	<u>11.68</u>	<u>41.51</u>	635	<u>60.63</u>	78.71
	Omni-DPO	<b>13.84</b>	<b>45.28</b>	<b>709</b>	<b>73.23</b>	<b>86.03</b>
Model	Method	MME [81]	MMBench <sub>dev_en</sub> [82]	SEEDBench <sub>image</sub> [83]	ScienceQA <sub>val</sub> [84]	RealWorldQA [85]
		Perception + Reasoning	Overall(%)	Overall(%)	Overall(%)	Overall(%)
Qwen2-VL-2B	Baseline	1744.7	50.09	53.98	65.57	53.86
	DPO	1799.9	43.73	50.65	63.00	<u>54.77</u>
	SimPO	<u>1813.2</u>	54.38	<u>59.57</u>	<u>66.81</u>	53.99
	Omni-DPO	<b>1905.1</b>	<b>63.75</b>	<b>70.83</b>	<b>68.10</b>	<b>55.29</b>

Table D.5: **Mathematical reasoning evaluation results and comparisons with additional methods.** † denotes results taken from Zhang et al. [69]; where evaluation results were missing, we substituted our own re-evaluated metrics (without †) for the average calculations. All the methods in this table share the same training setups and datasets; however, Iterative DPO [69] applies seven DPO iterations and amounts to seven times of training data compare to Omni-DPO, whereas Omni-DPO just employs a single iteration. Omni-DPO outperforms Iterative DPO on almost all the benchmarks and the final average performance, confirming its effectiveness.

Model	Method	GSM8K	MATH	Minerva Math	Olympiad Bench	AIME 2024	AMC 2023	GaoKao 2023 En	College Math	Average
Qwen2.5-Math-7B [50]	Baseline	64.3	65.8	10.7	24.3	23.3	47.5	44.7	32.3	39.11
	Baseline <sup>†</sup>	-	65.4	9.9	23.4	23.3	47.5	-	-	38.85
	SFT	<b>91.3</b>	73.2	30.5	35.6	20.0	<u>62.5</u>	63.6	<b>51.6</b>	53.54
	SFT <sup>†</sup>	-	73.2	30.5	35.6	20.0	62.5	-	-	53.54
	DPO	83.2	75.8	20.2	37.9	<u>26.7</u>	57.5	61.6	49.5	51.55
	DPO <sup>†</sup>	-	73.6	21.2	37.3	<b>30.0</b>	55.0	-	-	51.43
	RAFT [89]	87.6	<u>77.6</u>	<u>32.7</u>	38.2	20.0	57.5	<u>63.6</u>	50.6	53.48
	RAFT <sup>†</sup> [89]	-	<u>77.6</u>	30.5	38.7	20.0	55.0	-	-	52.95
	SimPO	85.7	76.4	32.0	<u>39.3</u>	<u>26.7</u>	57.5	62.1	50.1	53.73
	Iterative DPO	86.7	75.4	29.0	37.9	<b>30.0</b>	60.0	63.4	48.9	53.91
	Iterative DPO <sup>†</sup>	-	76.8	30.9	37.9	<u>26.7</u>	<u>62.5</u>	-	-	<u>54.23</u>
	Omni-DPO	<u>88.9</u>	<b>78.2</b>	<b>34.6</b>	<b>41.5</b>	<u>26.7</u>	<b>67.5</b>	<b>65.7</b>	<u>51.3</u>	<b>56.80</b>
Llama-3.1-70B-Instruct <sup>†</sup> [49]	-	-	64.6	35.3	31.9	16.7	30.1	-	-	-

2023 En, CollegeMath [57], and Olympiad Bench [55], as well as on competition-level benchmarks AIME2024 and AMC2023.

For *multimodal* evaluation, we assess model performance across a diverse set of benchmarks:

- Chart and document understanding: ChartQA [76], InfoVQA [77]
- Optical character recognition: OCRBench [78], TextVQA [79]
- Hallucination detection: POPE [80]
- General-knowledge reasoning: MME [81], MMBench [82], SEEDBench [83], ScienceQA [84]
- High-resolution and real-world utility: RealWorldQA [85]

**Decoding strategies.** For both textual understanding and mathematical reasoning tasks, we adopt *greedy decoding*, selecting the highest-probability token at each step. All math evaluations use the same prompt template as training (see Tab. C.2) and we report single-run pass@1 results for consistency. For multimodal tasks, we strictly follow the recommendation of the widely used [86] evaluation framework **VLMEvalKit** [87] and perform all the evaluations.

## D.2 Evaluation Results

In this section, we provide additional details on the evaluation results to supplement the main paper.

**Results on multimodal tasks.** To further demonstrate the effectiveness of Omni-DPO, we extend our evaluation to the multimodal domain, as shown in Tab. D.4, Omni-DPO outperforms the baseline model and preference optimization methods DPO [15] and SimPO [18] by a significant margin in all benchmarks, showing the effectiveness of Omni-DPO in multimodal tasks.

**Compare to iterative DPO.** We further compare our Omni-DPO framework against the iterative DPO method by Zhang et al. [69] on the math reasoning tasks, which uses the same training setups

Table D.6: **Result of textual understanding in Qwen2.5 model.** WR denotes the Win Rate, LC denotes the Length-Controlled win rate, and Acc. denotes the Accuracy. The best results are highlighted in **bold**. The results show that our Omni-DPO method consistently outperforms SimPO across various model sizes and benchmarks.

Model Size	Method	AlpacaEval2 [44]		Arena-Hard [45]	IFEval [46]		SedarEval [47]
		LC(%)	WR(%)	WR(%)	Strict Acc.(%)	Loose Acc.(%)	Overall(%)
0.5B	SimPO	0.92	1.37	1.3	12.0	14.8	-
	Omni-DPO	<b>3.37</b>	<b>4.10</b>	<b>4.4</b>	<b>16.6</b>	<b>18.9</b>	-
1.5B	SimPO	0.44	0.87	2.9	16.1	17.7	-
	Omni-DPO	<b>6.49</b>	<b>7.46</b>	<b>12.4</b>	<b>23.1</b>	<b>26.2</b>	-
3B	SimPO	5.81	6.02	11.8	<b>32.5</b>	<b>35.3</b>	-
	Omni-DPO	<b>10.81</b>	<b>11.32</b>	<b>18.5</b>	32.3	34.8	-
7B	SimPO	20.9	18.4	39.5	<b>43.6</b>	<b>48.2</b>	48.2
	Omni-DPO	<b>25.8</b>	<b>24.7</b>	<b>43.5</b>	43.3	48.1	<b>49.9</b>
14B	SimPO	30.07	26.52	48.7	46.0	<b>53.6</b>	-
	Omni-DPO	<b>31.99</b>	<b>30.75</b>	<b>54.5</b>	<b>47.1</b>	52.5	-

and training datasets as Omni-DPO. As shown in Tab. D.5, although iterative DPO uses seven iterations, which is equivalent to seven times the data used by Omni-DPO, the iterative DPO approach is outperformed by Omni-DPO on almost all the benchmarks and the final average performance, highlighting the overall effectiveness of Omni-DPO.<sup>6</sup>

**Model size scalability.** As shown in the main paper Figs. 6d and 6e, Omni-DPO consistently outperforms SimPO [18] across a range of model sizes, demonstrating its effectiveness at scale. Tab. D.6 provides a detailed breakdown of these results, comparing SimPO and Omni-DPO performance metrics for each model variant.<sup>7</sup>

**Detailed statistical results.** In addition to the primary metrics, Tab. D.8 reports further statistics, including standard errors (Std Error), confidence intervals (CI), and average response lengths (Avg. #tokens), to illustrate the distribution and the reliability of the evaluation results.

**Radar Plot Details.** To better visualize Omni-DPO’s performance across multiple domains, we generate four radar charts comparing our method against strong baselines to highlight key differences:

- **Textual Understanding** (8B, the main paper Fig. 1a): Results for Llama3-8B-Base [38]. SimPO and Omni-DPO results correspond to the v0.2 setup; see the main paper Tab. 1 for exact numbers.
- **Mathematical Reasoning** (1.5B, the main paper Fig. 1b): Performance of Qwen2.5-Math-1.5B [50] base model after finetuning. Detailed scores are in the main paper Tab. 2.
- **Mathematical Reasoning** (7B, the appendix Fig. 7a): Results for Qwen2.5-Math-7B [50] base model; see Tab. D.5 for the underlying data.
- **Multimodal Tasks** (2B, the appendix Fig. 7b): Evaluation of Qwen2-VL-2B [88] base model on our multimodal benchmark suite. Exact metrics appear in Tab. D.4.

### D.3 Additional Ablation Study

In addition to evaluating the individual contributions of each component in our Omni-DPO framework in the main paper Sec. 4.3, we also conducted ablation studies specifically on the calibrated negative log-likelihood loss ( $\mathcal{L}_{\text{c-NLL}}$ ), which targeted difficult yet high-quality positive samples.

**Ablation of  $\mathcal{L}_{\text{c-NLL}}$  components.** As defined in Eq. (11), c-NLL loss includes two indicator functions. We evaluate the performance when removing these components, the results are shown in Tab. D.7. The discussion is as follows:

- Without the first indicator  $\mathbf{1}(\log \pi_{\text{ref}}(y_w | x) > \log \pi_{\theta}(y_w | x))$  (w/o I): This corresponds to not restricting samples where  $\pi_{\theta}$  performs worse than  $\pi_{\text{ref}}$ . The performance drops slightly, indicating that this term is somewhat important. However, this term may not be optimally configured, potentially requiring a margin parameter  $\tau_{\text{in}}$  to achieve the best results. In other words, this indicator term may ideally be formulated as:  $\mathbf{1}\left[\frac{\log \pi_{\text{ref}}(y_w | x)}{\log \pi_{\theta}(y_w | x)} > \tau_{\text{in}}\right]$ . We leave this for future exploration.

<sup>6</sup>The details of the iterative DPO method and its implementation can be found in [the official blog](#).

<sup>7</sup>Due to the high costs associated with the extensive GPT-4o [41] API calls required by the SedarEval benchmark [47], we report only partial results on this benchmark for reference.

Table D.7: **Calibrated negative log-likelihood loss  $\mathcal{L}_{\text{c-NLL}}$  ablation results.** The full c-NLL loss delivers substantial performance gains, and each of the two indicator functions makes a meaningful contribution to the overall improvement, which demonstrates the effectiveness of our proposed loss function.

Model	Method	AlpacaEval2 [44]		Arena-Hard [45]	IFEval [46]		SedarEval [47]
		LC(%)	WR(%)	WR(%)	Strict Acc.(%)	Loose Acc.(%)	Overall(%)
LLama3-8B-Base	SFT	5.7	3.7	3.3	33.5	35.3	20.85
	Omni-DPO	23.8	<u>20.5</u>	<u>23.9</u>	38.1	<b>47.9</b>	<b>38.49</b>
	w/o I	22.8	20.0	<b>25.7</b>	37.2	45.5	38.13
	w/o II	<b>24.7</b>	<b>20.9</b>	20.2	36.8	<b>47.9</b>	36.82
	w/o I-II	<u>24.3</u>	<b>20.9</b>	21.9	<u>38.8</u>	47.1	36.82
	w/o $\mathcal{L}_{\text{c-NLL}}$	22.4	19.4	23.3	<b>40.7</b>	<u>47.5</u>	37.73
LLama3-8B-Instruct	SFT	28.5	28.4	-	-	-	-
	Omni-DPO	<b>47.2</b>	<b>44.2</b>	37.3	<u>61.2</u>	<b>67.8</b>	<b>46.32</b>
	w/o I	46.1	42.7	<b>38.6</b>	60.3	67.8	45.85
	w/o II	46.0	42.9	37.0	<b>61.6</b>	67.5	44.50
	w/o I-II	<u>46.4</u>	<u>43.3</u>	<u>38.0</u>	60.4	67.5	44.80
	w/o $\mathcal{L}_{\text{c-NLL}}$	46.2	43.2	37.6	58.6	65.4	44.48

Table D.8: **Detailed statistics for textual understanding experiments.** This table presents standard errors, 95% confidence intervals (CI), and average response token lengths for each model variant across the benchmarks.

Model	Method	AlpacaEval2 [44]				Arena-Hard [45]		
		LC(%)	WR(%)	Std Error	Avg. #tokens	WR(%)	95% CI	Avg. #tokens
LLama3-8B-Base	SFT	5.7	3.7	0.66	1000	3.3	(-0.6, 0.8)	389
	DPO	15.5	13.3	1.20	1708	15.9	(-1.6, 1.6)	542
	SimPO	19.4	18.1	1.36	1883	23.4	(-1.9, 1.7)	704
	Omni-DPO	<b>23.8</b>	<b>20.5</b>	1.43	1757	<b>23.9</b>	(-1.7, 1.6)	553
	SimPO <sub>v0.2</sub>	15.5	18.5	1.37	2349	29.3	(-2.2, 2.4)	751
	Omni-DPO <sub>v0.2</sub>	<b>22.8</b>	<b>24.1</b>	1.51	2139	<b>30.7</b>	(-2.1, 1.9)	668
LLama3-8B-Instruct	SFT	28.5	28.4	1.59	1955	25.7	-	-
	DPO	43.7	41.7	1.74	1890	32.6	-	-
	SimPO	44.7	40.4	1.73	1779	33.8	(-1.8, 2.1)	504
	Omni-DPO	<b>47.2</b>	<b>44.2</b>	1.75	1862	<b>37.3</b>	(-2.2, 2.1)	524
	SimPO <sub>v0.2</sub>	41.2	37.1	1.70	1787	36.5	(-2.0, 1.9)	530
	Omni-DPO <sub>v0.2</sub>	<b>46.8</b>	<b>42.6</b>	1.74	1811	<b>40.6</b>	(-2.5, 2.1)	518
Gemma-2-9b-it	SimPO	53.2	48.0	1.76	1759	59.1	(-2.2, 1.9)	693
	Omni-DPO	<b>54.7</b>	<b>52.7</b>	1.76	1968	<b>67.1</b>	(-2.4, 2.2)	751
Qwen2.5-0.5B	SimPO	0.92	1.37	0.41	4585	1.3	(-0.4, 0.4)	1089
	Omni-DPO	<b>3.37</b>	<b>4.10</b>	0.70	2763	<b>4.4</b>	(-0.9, 0.8)	678
Qwen2.5-1.5B	SimPO	0.44	0.87	0.33	6626	2.9	(-0.5, 0.8)	2199
	Omni-DPO	<b>6.49</b>	<b>7.46</b>	0.93	3591	<b>12.4</b>	(-1.6, 1.3)	938
Qwen2.5-3B	SimPO	5.81	6.02	0.84	2556	11.8	(-1.3, 1.3)	1816
	Omni-DPO	<b>10.81</b>	<b>11.32</b>	1.12	2551	<b>18.5</b>	(-1.7, 1.7)	1050
Qwen2.5-7B	SimPO	20.9	18.4	1.37	1809	39.5	(-1.6, 2.9)	585
	Omni-DPO	<b>25.8</b>	<b>24.7</b>	1.52	2005	<b>43.5</b>	(-2.4, 2.2)	567
Qwen2.5-14B	SimPO	30.07	26.52	1.56	1629	48.7	(-2.7, 1.9)	471
	Omni-DPO	<b>31.99</b>	<b>30.75</b>	1.63	2126	<b>54.5</b>	(-2.8, 2.1)	551

- Without the second indicator  $1(S_w \geq \tau_{\text{good}})$  (w/o II): This means we apply NLL loss compensation to positive samples of all quality. The performance drops significantly, showing the importance of controlling the quality of positive samples when performing NLL loss, *i.e.*, compensation should only be applied to high-quality ones.
- Without both indicators (w/o I-II): In this variant, the NLL loss is applied uniformly to all positive samples  $y_w$  without any filtering. Performance degrades substantially, confirming the necessity of selectively augmenting the hard yet high-quality positive examples. Nevertheless, this configuration still slightly outperforms the complete removal of the NLL loss (“w/o  $\mathcal{L}_{\text{c-NLL}}$ ” entry in the table), indicating that the NLL component contributes positively to overall model performance.

**Ablation of  $\mathcal{L}_{\text{c-NLL}}$  Strength  $\lambda$ .** We further evaluate the effect of the strength  $\lambda$  on the  $\mathcal{L}_{\text{c-NLL}}$  term across different domains. While  $\mathcal{L}_{\text{c-NLL}}$  is necessary for boosting model capabilities (as discussed above), its optimal strength may vary by task. We sweep  $\lambda$  over a wide range of values:

$$\{0.0001, 0.0005, 0.001, 0.005, 0.01, 0.05, 0.1, 0.2, 0.3, 0.5, 1\},$$

and report the final settings in Tabs. C.1 and C.3. For mathematical reasoning tasks, a larger weight (better at  $\lambda = 0.2$ ) is required to achieve peak performance. In contrast, for text understanding and multimodal tasks, a much smaller weight (*e.g.*,  $\lambda = 0.001$ ) suffices. These observations are consistent with the settings of prior work [90]. We hope these findings will inspire further research into the optimal calibration of  $\mathcal{L}_{\text{c-NLL}}$  strength.



## E Discussions

While the main paper (Sec. 5) outlines the RL perspective underlying Omni-DPO, here we provide a more detailed examination of its foundational principles. The *Unified Paradigm* provided by Shao et al. [58] shows that different training methods, such as SFT, DPO [15], PPO [9], and GRPO [58] can be conceptualized as either direct or simplified RL methods. The paradigm can be expressed as:

$$\nabla_{\theta} \mathcal{L}_{\mathcal{A}} = \mathbb{E}[\underbrace{(x, y) \sim \mathcal{D}}_{\text{Data Source}}] \left( \underbrace{\frac{1}{|y|} \sum_{t=1}^{|y|} \underbrace{GC_{\mathcal{A}}(x, y, t, \pi_{\text{rf}})}_{\text{Gradient Coefficient}}}_{\text{Gradient Coefficient}} \nabla_{\theta} \log \pi_{\theta}(y_t | q, y_{<t}) \right). \quad (29)$$

There exist three key components: a) Data source  $\mathcal{D}$ , which specifies the set of training examples used to learn preferences; b) Reward function  $\pi_{\text{rf}}$ , which produces the scalar reward signals that guide model updates; c) Algorithm  $\mathcal{A}$ , which consumes both the training data and the reward outputs to compute a gradient coefficient  $GC_{\mathcal{A}}$ , thereby modulating the magnitude of the reinforcement or penalty applied to each example.

### E.1 Gradient Coefficient of DPO

We begin by presenting the gradient coefficient of DPO as derived by Shao et al. [58], which serves as the foundation for our subsequent analysis. For notational convenience, we denote the positive sample  $y_w$  in each preference pair by  $y^+$ , and the negative sample  $y_l$  by  $y^-$ . The objective of DPO is:

$$\begin{aligned} \mathcal{L}_{\text{DPO}}(\theta) &= \mathbb{E}[x \sim P_{\text{sft}}(Q), (y^+, y^-) \sim \pi_{\text{sft}}(Y|x)] \\ &\log \sigma \left( \beta \frac{1}{|y^+|} \sum_{t=1}^{|y^+|} \log \frac{\pi_{\theta}(y_t^+ | x, y_{<t}^+)}{\pi_{\text{ref}}(y_t^+ | x, y_{<t}^+)} - \beta \frac{1}{|y^-|} \sum_{t=1}^{|y^-|} \log \frac{\pi_{\theta}(y_t^- | x, y_{<t}^-)}{\pi_{\text{ref}}(y_t^- | x, y_{<t}^-)} \right). \end{aligned} \quad (30)$$

The gradient of  $\mathcal{L}_{\text{DPO}}(\theta)$  is:

$$\begin{aligned} \nabla_{\theta} \mathcal{L}_{\text{DPO}}(\theta) &= \mathbb{E}[x \sim P_{\text{sft}}(Q), (y^+, y^-) \sim \pi_{\text{sft}}(Y|x)] \\ &\left( \frac{1}{|y^+|} \sum_{t=1}^{|y^+|} GC_{\text{DPO}}(x, y, t) \nabla_{\theta} \log \pi_{\theta}(y_t^+ | x, y_{<t}^+) - \frac{1}{|y^-|} \sum_{t=1}^{|y^-|} GC_{\text{DPO}}(x, y, t) \nabla_{\theta} \log \pi_{\theta}(y_t^- | x, y_{<t}^-) \right). \end{aligned} \quad (31)$$

Data Source: question in the SFT dataset with outputs sampled from the SFT model.

Reward Function: human preference in the general domain.

Gradient Coefficient:

$$GC_{\text{DPO}}(x, y, t) = \sigma \left( \beta \log \frac{\pi_{\theta}(y_t^- | x, y_{<t}^-)}{\pi_{\text{ref}}(y_t^- | x, y_{<t}^-)} - \beta \log \frac{\pi_{\theta}(y_t^+ | x, y_{<t}^+)}{\pi_{\text{ref}}(y_t^+ | x, y_{<t}^+)} \right). \quad (32)$$

Building on this formulation, we can compare the gradient behavior of DPO and Omni-DPO.

### E.2 Gradient Coefficient of Omni-DPO

The objective of Omni-DPO is:

$$\begin{aligned} \mathcal{L}_{\text{Omni-DPO}}(\theta) &= \mathbb{E}[x \sim P_{\text{sft}}(Q), (y^+, y^-) \sim \pi_{\text{sft}}(Y|x)] \\ &\left\{ w_{\text{qual}} \left[ 1 - \sigma \left( \frac{\beta}{|y^+|} \sum_{t=1}^{|y^+|} \log \pi_{\theta}(y_t^+ | x, y_{<t}^+) - \frac{\beta}{|y^-|} \sum_{t=1}^{|y^-|} \log \pi_{\theta}(y_t^- | x, y_{<t}^-) - \tau_{\text{ref}} \right) \right]^{\gamma} \right. \\ &\quad \left. \cdot \log \sigma \left( \frac{\beta}{|y^+|} \sum_{t=1}^{|y^+|} \log \frac{\pi_{\theta}(y_t^+ | x, y_{<t}^+)}{\pi_{\text{ref}}(y_t^+ | x, y_{<t}^+)} - \frac{\beta}{|y^-|} \sum_{t=1}^{|y^-|} \log \frac{\pi_{\theta}(y_t^- | x, y_{<t}^-)}{\pi_{\text{ref}}(y_t^- | x, y_{<t}^-)} \right) + \frac{\lambda \cdot I}{|y^+|} \sum_{t=1}^{|y^+|} \log \pi_{\theta}(y_t^+ | x, y_{<t}^+) \right\}. \end{aligned} \quad (33)$$

The gradient of  $\mathcal{L}_{\text{Omni-DPO}}(\theta)$  is:

$$\begin{aligned} \nabla_{\theta} \mathcal{L}_{\text{Omni-DPO}}(\theta) &= \mathbb{E}[x \sim P_{\text{sft}}(Q), (y^+, y^-) \sim \pi_{\text{sft}}(Y|x)] \\ &\left( \frac{1}{|y^+|} \sum_{t=1}^{|y^+|} GC_{\text{Omni-DPO}}^{y^+}(x, y, t, \pi_{\text{rf}}) \nabla_{\theta} \log \pi_{\theta}(y_t^+ | x, y_{<t}^+) - \frac{1}{|y^-|} \sum_{t=1}^{|y^-|} GC_{\text{Omni-DPO}}^{y^-}(x, y, t, \pi_{\text{rf}}) \nabla_{\theta} \log \pi_{\theta}(y_t^- | x, y_{<t}^-) \right). \end{aligned} \quad (34)$$

Data Source: questions are drawn from the SFT dataset, with outputs sampled from the SFT model.



Reward Function: integrating human preference data from the general domain with predictions from a reward model.

Gradient Coefficient:

$$\begin{aligned} GC_{\text{Omni-DPO}}^{y^+}(x, y, t, \pi_{\text{rf}}) &= \beta \cdot w_{\text{qual}} \cdot (1 - \sigma(\Delta_{\text{adj}}))^{\gamma} \cdot \left( (1 - \sigma(\Delta_r)) - \gamma \sigma(\Delta_{\text{adj}}) \log \sigma(\Delta_r) \right) + \lambda \cdot I, \\ GC_{\text{Omni-DPO}}^{y^-}(x, y, t, \pi_{\text{rf}}) &= \beta \cdot w_{\text{qual}} \cdot (1 - \sigma(\Delta_{\text{adj}}))^{\gamma} \cdot \left( (1 - \sigma(\Delta_r)) - \gamma \sigma(\Delta_{\text{adj}}) \log \sigma(\Delta_r) \right). \end{aligned} \quad (35)$$

where  $I$  is the indicator function  $I = \mathbf{1}(\log \pi_{\text{ref}}(y_w | x) > \log \pi_{\theta}(y_w | x)) \mathbf{1}(S_w \geq \tau_{\text{good}})$ , and  $S_w$  is the score of the preferred completion  $y_w$ , the  $\Delta_r$  is the reward margin in Eq. (20) and  $\Delta_{\text{adj}}$  is adjusted reward margins in Eq. (21).

### E.3 Discussions on the Gradient Coefficient

In this section, we compare the gradient coefficients in Eqs. (32) and (35) and reveal several key advantages of our Omni-DPO over the standard DPO [15].

**Difficulty-agnostic weighting in DPO.** The gradient coefficient  $GC_{\mathcal{A}}$  in DPO [15] depends solely on the implicit reward margin  $\Delta_r$ . As a result, it cannot fully account for the varying difficulty of the on-policy samples. Even when the reference model  $\pi_{\text{ref}}$  exhibits a sufficiently large log-probability gap, DPO [15] will continue to apply strong updates if  $\Delta_r$  is not large enough, potentially risking overfitting. In contrast, Omni-DPO addresses this limitation by introducing a performance-weighting term  $w_{\text{perf}}$  into the objective and the focal term  $(1 - \sigma(\cdot))^{\gamma}$  into the gradient coefficient  $GC$ . This modification automatically down-weights well-fitted examples and shifts emphasis onto more challenging cases.

**Lack of quality-adaptive scaling in DPO.** The model’s ability to distinguish preferences is inherently limited by its policy margin between positive and negative samples. Consequently, DPO [15] struggles to effectively distinguish between high-quality (large score margin in this work) and low-quality (small score margin) preference pairs, contradicting the principle that high-quality examples should exert a greater influence on learning, while low-quality pairs should induce more conservative policy updates. Omni-DPO resolves this by introducing an external quality judge  $w_{\text{qual}}$  via a scaling function over expert-assigned margins  $(S_w - S_l)$ , which adaptively adjusts each pair’s weight. This mechanism enables the model to modulate the learning signal based on sample quality, analogous to the use of proxy reward signals in PPO [9] and GRPO [58], thus ensuring that higher quality examples are more likely to receive greater emphasis during policy optimization.

**Uniform sample-level gradient magnitude.** In DPO [15], positive and negative samples in a pair share the same update strength (*i.e.*,  $GC_{\text{DPO}}^{y^+} = GC_{\text{DPO}}^{y^-}$ ), which overlooks the fact that different examples may need different levels of adjustment. PPO [9] and GRPO [58] solve this by assigning each sample its coefficient  $GC_{\mathcal{A}}$  through advantage estimation. In Omni-DPO, we take a similar approach by adding a calibrated negative log-likelihood loss  $\mathcal{L}_{\text{c-NLL}}$  applied selectively to high-quality, difficult positive samples. Although this mechanism does not achieve the sample-level granularity of GRPO [58], it allows positive and negative samples to be assigned different weights based on their differing qualities, enabling the model to effectively leverage information from high-quality positive samples and thereby enhance overall learning performance.

## F Related Work

**Large language models.** Recent rapid progress in large language models (LLMs) [7, 35, 38, 41, 42, 49, 91–99] has accelerated the path toward artificial general intelligence (AGI). In particular, combining extensive self-supervised pre-training on massive text corpora with subsequent high-quality supervised fine-tuning (SFT) has endowed LLMs with surprising emergent properties in real-world understanding. Building on these milestones, current efforts focus on refining the alignment between model outputs and human preferences, thereby extending the utility of LLMs across a wider array of real-world applications [10].

**Multimodal large language models.** In recent years, vision-language models (VLMs) have achieved remarkable progress [100–105]. With the advancement of LLMs, multimodal large language models (MLLMs) have achieved remarkable alignment of visual and textual representations through cross-modal feature integration, marking a crucial milestone toward truly general-purpose AI systems [88, 106–124]. However, the challenge of building models that are useful, reliable, and harmless remains a central concern. In this paper, we propose a new algorithm, Omni-DPO, to advance the reliability of MLLMs.

**Reinforcement learning from human feedback.** Reinforcement learning from human feedback (RLHF) is a powerful paradigm to align LLMs with human judgments and values [3–8, 10, 125]. In the classical RLHF workflow, a reward model is first trained on human preference data [13, 126–130], and this learned reward is then used to optimize the policy, typically via reinforcement learning algorithms such as Proximal Policy Optimization (PPO) [9–11, 131]. RLHF has demonstrated its utility in a wide range of settings, from toxicity mitigation [22, 132–135] to enhancing helpfulness [136–138], reduce hallucination phenomena [120, 139–143], and bolstering reasoning skills [69, 90, 144, 145].

**Direct Preference Optimization (DPO).** Although RLHF has been successfully applied across many domains, online preference optimization algorithms are often complex, hard to optimize efficiently, and may compromise the stability and reliability of the learned reward model [12–14, 146, 147]. This has motivated the development of simpler offline alternatives such as Direct Preference Optimization (DPO) [15]. DPO dispenses with an explicit reward model and instead learns a policy directly from the annotated preference data. However, without an explicit reward model, DPO cannot fully utilized preference pairs by the improved policy after several steps of training [34, 148–151]. To address this limitation, several works adopt an iterative scheme in which the reference policy is periodically replaced with the latest policy parameters or fresh preference pairs are sampled at each iteration [152–156]. In contrast, Omni-DPO incorporates a dual-adaptive weighting mechanism that dynamically accounts for both the model’s learning dynamics and the effectiveness of training data. Consequently, it runs entirely in a single pass without any iterative retraining and achieves superior performance (see Appendix D.2).

**The variants of DPO.** DPO has emerged as a cornerstone technique within RLHF due to its simplicity and efficiency. Recent works have provided theoretical insights and improvements to DPO. Some studies show that the DPO can reduce the probabilities of preferred samples  $y_w$  [28, 29], causing LLMs to struggle with generating human-preferred outputs. To counter this, Pal et al. [30], Pang et al. [90] incorporate an auxiliary negative log-likelihood loss to better balance learning. Building on their idea, Omni-DPO applies a calibrated NLL term selectively to high-quality, challenging positive samples, yielding more focused updates and superior performance. Other studies find that DPO induces a length bias, where the policy model favors longer output sequences [18, 31, 32, 59, 60, 157], which can be alleviated via length normalization (LN). Building on this insight, Omni-DPO integrates length normalization to improve training stability, and our ablation experiments demonstrate the clear effectiveness of this enhancement. Among variants, the current state-of-the-art method, SimPO [18] stands out for removing the reference model, achieving better training efficiency and performance.

## G Case Studies

This section presents two types of studies illustrating the effectiveness of Omni-DPO: one in textual understanding, which demonstrates the model’s ability to generate coherent, instruction-following responses, as illustrated in Figs. G.1 to G.4, and one in mathematical reasoning tasks, which showcases its proficiency in solving complex problems, as shown in Figs. G.5 to G.7.

## H Broader Impact

This work contributes to the advancement of preference learning. While it may have potential societal implications, we have not identified any that warrant particular attention at this time.

Figure G.1: An example Arena-Hard [45] response generated by the Qwen2.5-7B [42] model after preference learning. The outputs are compared against those of the SimPO-trained model and the proprietary GPT-4 model.

<b>Input</b> →	Q: Write a function in scheme that reverses a list of strings?
<b>SimPO</b> →	<p>You can write a function in Scheme to reverse a list of strings using recursion. Here's an example:</p> <pre> '''scheme (define (reverse-list lst)   (if (null? lst)       '()       (append (reverse-list (cdr lst)) (list (car lst))))) '''  This function takes a list 'lst' as input and recursively appends the car (first element) of the list to the reversed rest of the list. When the list is empty, it returns an empty list.  You can use this function like this:  '''scheme (reverse-list '(hello world)) ; Output: (world hello) ''' </pre>
<b>Omni-DPO</b> →	<p>Here's a Scheme function that reverses a list of strings:</p> <pre> '''scheme (define (reverse-list lst)   (if (null? lst)       '()       (append (reverse-list (cdr lst)) (list (car lst))))) ''' </pre> <p><b>However, this function uses 'append', which is not efficient for reversing lists, as it creates new lists and copies elements. A more efficient approach would be to use recursion with an accumulator:</b></p> <pre> '''scheme (define (reverse-list lst)   (define (reverse-helper lst acc)     (if (null? lst)         acc         (reverse-helper (cdr lst) (cons (car lst) acc))))   (reverse-helper lst '())) ''' </pre> <p>This function uses an inner helper function 'reverse-helper' that takes the original list and an accumulator list. <b>It recursively processes the input list, adding each element to the front of the accumulator list.</b> Finally, it returns the reversed list when the input list is empty.</p>
<b>GPT-4</b> →	<p>Here's a function in Scheme that reverses a list of strings:</p> <pre> '''scheme (define (reverse-list lst)   (if (null? lst)       '()       (append (reverse-list (cdr lst)) (list (car lst)))))  (define (reverse-string-list string-list)   (reverse-list string-list)) ''' </pre> <p>You can use the 'reverse-string-list' function to reverse a list of strings. The 'reverse-list' function is a general function that reverses any list, and 'reverse-string-list' is a specific function for reversing a list of strings.</p> <p>Example usage:</p> <pre> '''scheme (reverse-string-list '("hello" "world" "scheme")) ; Output: ("scheme" "world" "hello") ''' </pre>

Figure G.2: An example Arena-Hard [45] response generated by the Qwen2.5-7B [42] model after preference learning. The outputs are compared against those of the SimPO-trained model and the proprietary GPT-4 model.

<b>Input</b> →	Q: Write a python function to find the nth occurrence of a specific character in a string.
<b>SimPO</b> →	<p>You can create a Python function to find the nth occurrence of a specific character in a string using the following approach:</p> <pre> '''python def find_nth_occurrence(string, char, n):     count = 0     for i in range(len(string)):         if string[i] == char:             count += 1             if count == n:                 return i     return -1 # Return -1 if the character doesn't occur n times  # Example usage: string = "Hello World!" char = "o" n = 2 result = find_nth_occurrence(string, char, n) print(f"The {n}th occurrence of '{char}' is at index {result}") '''  This function iterates through the string, counting occurrences of the specified character. When it reaches the nth occurrence, it returns the index. If the character does not occur n times, it returns -1.</pre>
<b>Omni-DPO</b> →	<p>Here's a Python function that finds the nth occurrence of a specific character in a string:</p> <pre> '''python def find_nth_occurrence(string, char, n):     count = 0     for i, c in enumerate(string):         if c == char:             count += 1             if count == n:                 return i     return -1 # Return -1 if the character is not found n times  # Example usage: string = "Hello, World!" char = "o" n = 2  index = find_nth_occurrence(string, char, n) if index != -1:     print(f"The {n}th occurrence of '{char}' is at index {index}.") else:     print(f"The character '{char}' does not occur {n} times in the string.") '''  This function iterates through the string, counting the occurrences of the specified character. When the nth occurrence is found, it returns the index. <b>If the character is not found n times, it returns -1.</b></pre>
<b>GPT-4</b> →	<p>Here's a Python function that finds the nth occurrence of a specific character in a string:</p> <pre> '''python def find_nth_occurrence(character, string, n):     count = 0     for index, char in enumerate(string):         if char == character:             count += 1             if count == n:                 return index     return -1  # Example usage: string = "hello world, how are you?" character = 'o' n = 3 result = find_nth_occurrence(character, string, n) print(f"The {n}rd occurrence of '{character}' is at index {result}.") '''  This function takes three arguments:... (Omitted for brevity.)</pre>

Figure G.3: An example Arena-Hard [45] response generated by LLama3-8B-Base [38] after preference learning. The outputs are compared against those of the SimPO-trained model and the proprietary GPT-4 model.

<b>Input</b> →	Q: How do i do a tuple comprehension in python?
<b>SimPO</b> →	<p><b>Tuple comprehensions are not available in Python, as they are specific to Python 3.8 and later versions.</b></p> <p>In Python, you can create tuples using list comprehensions and then convert them to tuples using the 'tuple()' function.</p> <p>Here's an example:</p> <pre>```python # Example: Creating a tuple of squares from a list of numbers  numbers = [1, 2, 3, 4, 5]  # Using list comprehension  squares_list = [x**2 for x in numbers]  # Converting the list comprehension result to a tuple squares_tuple = tuple(squares_list)  print(squares_tuple) # Output: (1, 4, 9, 16, 25) ```</pre> <p>In this example, we first create a list comprehension that calculates the squares of each number in the 'numbers' list. Then, we convert this list comprehension result to a tuple using the 'tuple()' function.</p> <p><b>Note that tuple comprehensions are not available in Python versions prior to 3.8, but you can achieve similar functionality using list comprehensions and converting them to tuples as shown above.</b></p>
<b>Omni-DPO</b> →	<p><b>Python does not have tuple comprehensions, but you can use a generator expression to create a tuple.</b> Here's an example:</p> <pre>```python # Example: Create a tuple of squares from a range of numbers  numbers = range(1, 6) square_tuple = tuple(x**2 for x in numbers)  print(square_tuple) # Output: (1, 4, 9, 16, 25) ```</pre> <p>In this example, we use a generator expression '(x**2 for x in numbers)' to calculate the squares of each number in the 'numbers' iterable, and then convert the resulting generator object to a tuple using the 'tuple()' function.</p> <p><b>Note that tuple comprehensions are not a feature in Python, but generator expressions can be used to achieve similar results.</b> If you want to create a tuple with a simple transformation, generator expressions are a concise and readable way to do it.</p>
<b>GPT-4</b> →	<p>In Python, you can create a tuple comprehension using a generator expression inside a tuple constructor. Here's an example:</p> <pre>```python # Generator expression inside a tuple constructor tuple_comprehension = tuple(x * 2 for x in range(5))  print(tuple_comprehension) # Output: (0, 2, 4, 6, 8) ```</pre> <p>In this example, we create a tuple comprehension that contains the double of each number in the range from 0 to 4. The generator expression 'x * 2 for x in range(5)' is used to generate the doubled values, and the 'tuple()' constructor is used to convert the generator expression into a tuple.</p>

Figure G.4: An example Arena-Hard [45] response generated by the LLama3-8B-Instruct [38] model after preference learning. The outputs are compared against those of the baseline model.

<b>Input</b> →	<p>Q:I have part of a Javascript function that I want to rewrite. Currently it searches every property Matches to find the minimum, and makes Player2 always be the first member. Instead, I want Player1 to be the lowest result sorting by Matches, and Player2 to be random each time the code is run.</p> <pre>function elo(data) {   // Find the two players with the fewest matches.   let minMatches = Number.MAX_SAFE_INTEGER;   let Player1 = null;   let Player2 = null;   for (let player of data) {     if (player.Matches &lt; minMatches) {       minMatches = player.Matches;       Player1 = player;       Player2 = data.find(p =&gt; p !== Player1);     }   } }</pre>
<b>Baseline</b> →	<p>Here's a revised version of your function that sorts the players by the number of matches and then assigns Player1 as the player with the fewest matches and Player2 as a random player from the rest:</p> <pre>```javascript function elo(data) {   // Sort the players by the number of matches   data.sort((a, b) =&gt; a.Matches - b.Matches);    // Assign Player1 as the player with the fewest matches   let Player1 = data[0];    // Assign Player2 as a random player from the rest   let Player2 = data[Math.floor(Math.random() * (data.length - 1)) + 1];    // Make sure Player2 is not the same as Player1   while (Player2 === Player1) {     Player2 = data[Math.floor(Math.random() * (data.length - 1)) + 1];   } } ```</pre> <p>This function first sorts the players by the number of matches in ascending order. Then it assigns the first player in the sorted array as Player1. It assigns a random player from the rest of the array as Player2, making sure that Player2 is not the same as Player1.</p>
<b>Omni-DPO</b> →	<p>Here's the rewritten function:</p> <pre>```javascript function elo(data) {   // Find the player with the fewest matches (Player1)   let minMatches = Math.min(...data.map(player =&gt; player.Matches));   let Player1 = data.find(player =&gt; player.Matches === minMatches);   // Randomly select Player2 from the remaining players   let playerOptions = data.filter(p =&gt; p !== Player1);   let Player2 = playerOptions[Math.floor(Math.random() * playerOptions.length)]; } ```</pre> <p>Here's what's changed:</p> <ol style="list-style-type: none"> <li>1. Instead of iterating through the data to find the minimum 'Matches' value, we use the 'Math.min()' function with the spread operator ('...') to find the minimum value in a concise way.</li> <li>2. We use 'data.find()' to retrieve the player with the minimum 'Matches' value, which becomes 'Player1'.</li> <li>3. To select 'Player2' randomly, we filter out 'Player1' from the original data array using 'data.filter()', and then use 'Math.random()' to select an index from the remaining players. We convert the random index to an integer using 'Math.floor()' and use it to access the corresponding player from the filtered array.</li> </ol> <p>Note that this implementation assumes that 'data' is an array of objects with a 'Matches' property, and that there are at least two players in the data. If these assumptions don't hold, you may need to add additional error handling or checks.</p>

Figure G.5: An example [AIME2024](#) response generated by the Qwen2.5-Math-1.5B [50] model after preference learning. The outputs are compared against those of the SimPO-trained model.

<b>Input</b> →	Q: Jen enters a lottery by picking 4 distinct numbers from $S = \{1, 2, \dots, 9, 10\}$ . 4 numbers are randomly chosen from $S$ . She wins a prize if at least two of her numbers were 2 of the randomly chosen numbers, and wins the grand prize if all four of her numbers were the randomly chosen numbers. The probability of her winning the grand prize given that she won a prize is $\frac{m}{n}$ where $m$ and $n$ are relatively prime positive integers. Find $m + n$ .
<b>SimPO</b> →	<p>To solve this problem, we need to calculate the probability of Jen winning the grand prize given that she won a prize. We can break this down into the following steps:</p> <ol style="list-style-type: none"> <li>1. Calculate the total number of ways to choose 4 distinct numbers from the set <math>S = \{1, 2, 3, \dots, 10\}</math>.</li> <li>2. Calculate the number of ways to win a prize (i.e., at least 2 of her numbers are among the 4 randomly chosen numbers).</li> <li>3. Calculate the number of ways to win the grand prize (i.e., all 4 of her numbers are among the 4 randomly chosen numbers).</li> <li>4. Use the conditional probability formula to find the probability of winning the grand prize given that she won a prize.</li> </ol> <p>Let's start by calculating the total number of ways to choose 4 distinct numbers from the set <math>S</math>. This is given by the combination formula <math>\binom{10}{4}</math>. Next, we need to calculate the number of ways to win a prize. This can be done by considering the cases where exactly 2, 3, or 4 of her numbers are among the 4 randomly chosen numbers. Finally, we need to calculate the number of ways to win the grand prize, which is the case where all 4 of her numbers are among the 4 randomly chosen numbers. This is given by the combination formula <math>\binom{4}{4}</math>. ... (Omitted for brevity.)</p> <p>The probability of Jen winning the grand prize given that she won a prize is <math>\frac{1}{11}</math>. Therefore, the values of <math>m</math> and <math>n</math> are 1 and 11, respectively. The sum <math>m + n</math> is <math>1 + 11 = 12</math>.</p> <p>Thus, the final answer is <span style="border: 1px solid black; padding: 0 2px;">12</span>.</p>
<b>Omni-DPO</b> →	<p>To solve this problem, we need to calculate the probability of Jen winning the grand prize given that she won a prize. We can break this down into the following steps:</p> <ol style="list-style-type: none"> <li>1. Calculate the total number of ways to choose 4 distinct numbers from the set <math>S = \{1, 2, 3, \dots, 10\}</math>.</li> <li>2. Calculate the number of ways to win a prize (i.e., at least 2 of her numbers match the 4 randomly chosen numbers).</li> <li>3. Calculate the number of ways to win the grand prize (i.e., all 4 of her numbers match the 4 randomly chosen numbers).</li> <li>4. Use the conditional probability formula to find the probability of winning the grand prize given that she won a prize.</li> </ol> <p>Let's start with the calculations:</p> <ol style="list-style-type: none"> <li>1. The total number of ways to choose 4 distinct numbers from 10 is given by the combination formula <math>\binom{10}{4}</math>: <math display="block">\binom{10}{4} = \frac{10!}{4!(10-4)!} = 210</math> </li> <li>2. To calculate the number of ways to win a prize, we need to consider the cases where exactly 2, 3, or 4 of her numbers match the 4 randomly chosen numbers: <ul style="list-style-type: none"> <li>- Exactly 2 matches: Choose 2 from her 4 numbers and 2 from the remaining 6 numbers. <math display="block">\binom{4}{2} \cdot \binom{6}{2} = 6 \cdot 15 = 90</math> </li> <li>- Exactly 3 matches: Choose 3 from her 4 numbers and 1 from the remaining 6 numbers. <math display="block">\binom{4}{3} \cdot \binom{6}{1} = 4 \cdot 6 = 24</math> </li> <li>- Exactly 4 matches: Choose all 4 from her 4 numbers. <math display="block">\binom{4}{4} \cdot \binom{6}{0} = 1 \cdot 1 = 1</math> </li> </ul> </li> </ol> <p>So, the total number of ways to win a prize is:</p> $90 + 24 + 1 = 115$ <ol style="list-style-type: none"> <li>3. The number of ways to win the grand prize is the number of ways to choose all 4 of her numbers to match the 4 randomly chosen numbers, which is: <math display="block">\binom{4}{4} \cdot \binom{6}{0} = 1 \cdot 1 = 1</math> </li> <li>4. The probability of winning the grand prize given that she won a prize is the ratio of the number of ways to win the grand prize to the number of ways to win a prize: <math display="block">P(\text{grand prize} \mid \text{prize}) = \frac{1}{115}</math> </li> </ol> <p>So, the probability is <math>\frac{1}{115}</math>, and the values of <math>m</math> and <math>n</math> are 1 and 115, respectively. Therefore, <math>m + n = 1 + 115 = 116</math>.</p> <p>The final answer is <span style="border: 1px solid black; padding: 0 2px;">116</span>.</p>



Figure G.6: An example [AMC2023](#) response generated by the Qwen2.5-Math-1.5B [50] model after preference learning. The outputs are compared against those of the SimPO-trained model.

<b>Input</b> →	Q: Mrs. Jones is pouring orange juice into four identical glasses for her four sons. She fills the first three glasses completely but runs out of juice when the fourth glass is only $\frac{1}{3}$ full. What fraction of a glass must Mrs. Jones pour from each of the first three glasses into the fourth glass so that all four glasses will have the same amount of juice? The final answer can be written in the form $\frac{m}{n}$ , where $m$ and $n$ are relatively prime positive integers. What is $m+n$ ?
<b>SimPO</b> →	<p>To solve this problem, we need to determine how much juice Mrs. Jones must pour from each of the first three glasses into the fourth glass so that all four glasses have the same amount of juice.</p> <ol style="list-style-type: none"> <li>Let's assume each glass has a capacity of 1 unit of juice.</li> <li>The first three glasses are completely filled, so each of them has 1 unit of juice.</li> <li>The fourth glass is only <math>\frac{1}{3}</math> full, so it has <math>\frac{1}{3}</math> unit of juice.</li> <li>The total amount of juice is <math>1+1+1+\frac{1}{3}=3+\frac{1}{3}=\frac{10}{3}</math> units.</li> <li>Since there are four glasses, each glass should have <math>\frac{10}{3} \div 4 = \frac{10}{12} = \frac{5}{6}</math> units of juice.</li> <li>The fourth glass currently has <math>\frac{1}{3}</math> unit of juice, so it needs <math>\frac{5}{6} - \frac{1}{3} = \frac{5}{6} - \frac{2}{6} = \frac{3}{6} = \frac{1}{2}</math> unit of juice to reach <math>\frac{5}{6}</math> units.</li> <li>Since the first three glasses are completely filled, each of them needs to lose <math>\frac{1}{2}</math> unit of juice to the fourth glass.</li> </ol> <p>So, Mrs. Jones must pour <math>\frac{1}{2}</math> unit of juice from each of the first three glasses into the fourth glass. The fraction of a glass that must be poured from each of the first three glasses into the fourth glass is <math>\frac{1}{2}</math>. The final answer is <math>\frac{1}{2}</math>, and in the form <math>\frac{m}{n}</math>, we have <math>m = 1</math> and <math>n = 2</math>. Therefore, <math>m+n=1+2=3</math>.</p> <p>The final answer is <span style="border: 1px solid red; padding: 0 2px;">3</span>.</p>
<b>Omni-DPO</b> →	<p>To solve this problem, we need to determine how much juice Mrs. Jones must pour from each of the first three glasses into the fourth glass so that all four glasses have the same amount of juice.</p> <ol style="list-style-type: none"> <li>Let's assume each glass has a capacity of 1 unit of juice.</li> <li>The first three glasses are completely filled, so each of them has 1 unit of juice.</li> <li>The fourth glass is only <math>\frac{1}{3}</math> full, so it has <math>\frac{1}{3}</math> unit of juice.</li> <li>The total amount of juice is <math>1+1+1+\frac{1}{3}=3+\frac{1}{3}=\frac{10}{3}</math> units.</li> <li>Since there are four glasses, each glass should have <math>\frac{10}{3} \div 4 = \frac{10}{12} = \frac{5}{6}</math> units of juice.</li> <li>The fourth glass currently has <math>\frac{1}{3}</math> unit of juice, so it needs <math>\frac{5}{6} - \frac{1}{3} = \frac{5}{6} - \frac{2}{6} = \frac{3}{6} = \frac{1}{2}</math> unit of juice to reach <math>\frac{5}{6}</math> units.</li> <li>Since the juice is being poured from the first three glasses into the fourth glass, each of the first three glasses must lose <math>\frac{1}{2} \div 3 = \frac{1}{6}</math> unit of juice.</li> </ol> <p>So, Mrs. Jones must pour <math>\frac{1}{6}</math> unit of juice from each of the first three glasses into the fourth glass. The fraction of a glass that must be poured from each of the first three glasses into the fourth glass is <math>\frac{1}{6}</math>. The final answer is <math>\frac{1}{6}</math>, and <math>m+n=1+6=7</math>.</p> <p>The final answer is <span style="border: 1px solid green; padding: 0 2px;">7</span>.</p>

Figure G.7: An example AIME2024 response generated by the Qwen2.5-Math-7B [50] model after preference learning. The outputs are compared against those of the SimPO-trained model.

<b>Input</b> →	<p>Q: A list of positive integers has the following properties:</p> <ul style="list-style-type: none"> <li>· The sum of the items in the list is 30.</li> <li>· The unique mode of the list is 9.</li> <li>· The median of the list is a positive integer that does not appear in the list itself.</li> </ul> <p>Find the sum of the squares of all the items in the list.</p>
<b>SimPO</b> →	<p>Given these constraints, let's start by considering the possible lengths of the list. Since 9 is the unique mode, it must appear at least twice. If the list has an odd number of elements, the median will be the middle element, and it cannot be 9. If the list has an even number of elements, the median will be the average of the two middle elements, and again, it cannot be 9.</p> <p>Let's start by considering the smallest possible list that satisfies these conditions. The list must have at least 5 elements (since 9 must appear at least twice and the median cannot be 9). Let's try a list with 5 elements: <math>[9, 9, a, b, c]</math>. The sum of these elements must be 30, so <math>9 + 9 + a + b + c = 30</math>, which simplifies to <math>a + b + c = 12</math>. The median of this list is the third element when sorted, so it must be one of <math>a, b</math>, or <math>c</math>, and it cannot be 9. Let's try <math>a = 1, b = 2</math>, and <math>c = 9</math>. This gives us the list <math>[1, 2, 9, 9, 9]</math>, but 9 is the mode, and the median is 9, which is not allowed. So, let's try another combination.</p> <p>...(Omitted for brevity.)</p> <p>Let's try a list with 7 elements: <math>[9, 9, a, b, c, d, e]</math>. The sum of these elements must be 30, so <math>9 + 9 + a + b + c + d + e = 30</math>, which simplifies to <math>a + b + c + d + e = 12</math>. The median of this list is the fourth element when sorted, so it must be one of the numbers in the list, and it cannot be 9. Let's try <math>a = 1, b = 2, c = 3, d = 4</math>, and <math>e = 2</math>. This gives us the list <math>[1, 2, 2, 3, 4, 9, 9]</math>, and the median is 3, which is not 9 and appears only once. This list satisfies all the conditions. <b>Comment: 9 is not the unique mode.</b></p> <p>Now, let's calculate the sum of the squares of all the items in the list: <math>1^2 + 2^2 + 2^2 + 3^2 + 4^2 + 9^2 + 9^2 = 1 + 4 + 4 + 9 + 16 + 81 + 81 = 196</math>.</p> <p>The sum of the squares of all the items in the list is <span style="border: 1px solid red; padding: 2px;">196</span>.</p>
<b>Omni-DPO</b> →	<p>Let's denote the list of integers as <math>a_1, a_2, \dots, a_n</math>, where <math>a_i</math> are positive integers and <math>n</math> is the number of elements in the list. Since the mode is 9 and it is unique, the number 9 must appear more frequently than any other number in the list. Let's assume that 9 appears <math>k</math> times in the list, where <math>k \geq 2</math>.</p> <p>Since the median is a positive integer that does not appear in the list itself, the list must have an even number of elements (otherwise, the median would be the middle element, which would appear in the list). Let's assume the list has <math>2m</math> elements. The median would then be the average of the <math>m</math>-th and <math>(m+1)</math>-th elements when the list is sorted in ascending order. Since the median does not appear in the list, it must be a different number.</p> <p>Let's start by considering the simplest case where the list has 4 elements. The median would be the average of the 2nd and 3rd elements. Since the median does not appear in the list, it must be a different number. Let's denote the list as <math>a, b, c, d</math> in ascending order. The median would be <math>\frac{b+c}{2}</math>, and it must be a different number from <math>a, b, c, d</math>.</p> <p>Given that the sum of the elements is 30 and the mode is 9, let's assume the list is <math>a, b, 9, 9</math>. The sum of these elements is <math>a + b + 9 + 9 = 30</math>, so <math>a + b = 12</math>. The median would be <math>\frac{b+9}{2}</math>, and it must be a different number from <math>a, b, 9</math>. Let's try different values for <math>a</math> and <math>b</math>.</p> <p>If <math>a = 3</math> and <math>b = 9</math>, the list would be <math>3, 9, 9, 9</math>, but the mode would not be unique. If <math>a = 4</math> and <math>b = 8</math>, the list would be <math>4, 8, 9, 9</math>, and the median would be <math>\frac{8+9}{2} = 8.5</math>, which is not an integer. If <math>a = 5</math> and <math>b = 7</math>, the list would be <math>5, 7, 9, 9</math>, and the median would be <math>\frac{7+9}{2} = 8</math>, which is a different number and does not appear in the list.</p> <p>So, the list <math>5, 7, 9, 9</math> satisfies all the conditions. The sum of the squares of the elements in the list is <math>5^2 + 7^2 + 9^2 + 9^2 = 25 + 49 + 81 + 81 = 236</math>.</p> <p>The sum of the squares of all the items in the list is <span style="border: 1px solid green; padding: 2px;">236</span>.</p>