

# Generalizing Supervised Contrastive learning: A Projection Perspective

**Minoh Jeong**

University of Michigan  
minohj@umich.edu

**Alfred Hero**

University of Michigan  
hero@eecs.umich.edu

## Abstract

Self-supervised contrastive learning (SSCL) has emerged as a powerful paradigm for representation learning and has been studied from multiple perspectives, including mutual information and geometric viewpoints. However, supervised contrastive (SupCon) approaches have received comparatively little attention in this context: for instance, while InfoNCE used in SSCL is known to form a lower bound on mutual information (MI), the relationship between SupCon and MI remains unexplored. To address this gap, we introduce ProjNCE, a generalization of the InfoNCE loss that unifies supervised and self-supervised contrastive objectives by incorporating projection functions and an adjustment term for negative pairs. We prove that ProjNCE constitutes a valid MI bound and affords greater flexibility in selecting projection strategies for class embeddings. Building on this flexibility, we further explore the centroid-based class embeddings in SupCon by exploring a variety of projection methods. Extensive experiments on multiple datasets and settings demonstrate that ProjNCE consistently outperforms both SupCon and standard cross-entropy training. Our work thus refines SupCon along two complementary perspectives—mutual information interpretation and projection design—and offers broadly applicable improvements whenever SupCon serves as the foundational contrastive objective.

## 1 Introduction

Contrastive learning [7, 42] has recently emerged as a highly effective paradigm for representation learning, achieving strong performance across diverse domains such as computer vision [47], bioinformatics [52], and multimodal processing [41, 19]. In the self-supervised setting, contrastive losses [39, 7, 10, 2, 8, 24] treat each data instance as its own “class” and aim to pull together multiple augmentations of the same instance while pushing apart different instances, attempting to learn representations that capture meaningful invariances. Supervised contrastive (SupCon) learning [32] extends this idea to labeled data by grouping examples of the same class as positive pairs, often surpassing the performance of standard cross-entropy (CE) in downstream classification tasks.

Despite these successes, SupCon has not been clearly related to mutual information, whereas the InfoNCE loss is known to provide a valid lower bound on mutual information [40], implying that it maximizes a mutual information lower bound through minimizing the InfoNCE loss. This discrepancy raises a natural question: *How is the SupCon loss relevant to the mutual information  $I(\mathbf{X}; C)$  between input features and class labels?* This question is fundamental in understanding the SupCon.

Moreover, from the alignment and uniformity perspective [46], SupCon forces alignment using the positive pair as a centroid of embeddings of the same class. Similarly, a natural question arises: *Is the centroid-based class embedding the best we can select?* Since the class embedding is a basis of every SupCon-based methods, potential refinement of it benefits broad SupCon-based methods and applications.

In this work, to relate SupCon to mutual information, we propose ProjNCE, a novel generalization of InfoNCE based on a projection perspective. By introducing an additional adjustment term for negative pairs, ProjNCE retains a valid lower bound on mutual information. We show that SupCon can be (approximately) viewed as a special case of ProjNCE, though SupCon itself does not necessarily preserve the mutual-information bound.

Regarding the question of ideal class embedding, we explore projection functions in ProjNCE to replace rigid centroid-based class embeddings. In particular, we study orthogonal projection, which is optimal in  $\ell_2$  projection error, and median based projection, which is a robust alternative to centroid. For the orthogonal projection, we estimate it using soft labels, i.e., posterior class probabilities given the features. When such soft labels are not available, we approximate them via a kernel-based estimator, specifically the Nadaraya-Watson estimator. We validate our proposed methods through extensive experiments on benchmark datasets. The results demonstrate that ProjNCE and its variants outperform SupCon and CE baselines in most settings.

In summary, our contributions are threefold:

1. We introduce a projection-based generalization of the InfoNCE loss, the ProjNCE, that unifies supervised and self-supervised contrastive learning under a valid mutual-information bound, quantifying shared information between features and class labels.
2. We propose novel projection functions to replace fixed centroids in SupCon, opening a new avenue for enhancing contrastive objectives.
3. We conduct comprehensive experiments on multiple datasets, showing that our methods consistently outperform SupCon, positioning ProjNCE as a promising foundation for future supervised contrastive learning approaches.

## 2 Supervised contrastive learning

In this section, we first introduce our notation and review the SupCon and InfoNCE losses. We then pose two key questions—from an information-theoretic perspective and from the lens of alignment and uniformity. Building on these viewpoints, we propose a variant of the InfoNCE loss that generalizes SupCon, thereby linking SupCon to mutual information. Finally, we analyze SupCon under this unified loss framework.

### 2.1 Preliminaries and main questions

For an  $M$ -class classification problem, let  $(\mathbf{x}, \mathbf{c}) \sim p(\mathbf{x}, \mathbf{c})$  be an input feature and the corresponding label pair. We denote by  $\mathcal{B} = \{(\mathbf{x}_i, \mathbf{c}_i)\}_{i=1}^N$  a mini-batch of size  $N$  containing randomly sampled pairs of feature and label from a dataset. SupCon loss [32] is defined as

$$I_{\text{NCE}}^{\text{sup}} = -\mathbb{E} \left[ \frac{1}{|\mathcal{P}(i)|} \sum_{p \in \mathcal{P}(i)} \log \frac{\exp(\mathbf{z}_i \cdot \mathbf{z}_p / \tau)}{\sum_{j \in \mathcal{B} \setminus \{i\}} \exp(\mathbf{z}_i \cdot \mathbf{z}_j / \tau)} \right], \quad (1)$$

where the expectation is taken with respect to  $\prod_{j=1}^N p(\mathbf{x}_j, \mathbf{c}_j)$ ,  $\mathbf{z}_i = f(\mathbf{x}_i)$  is the embedding of  $\mathbf{x}_i$  by an encoder  $f: \mathcal{X} \rightarrow \mathcal{S}^{d_z-1}$ ,  $\mathbf{z}_i \cdot \mathbf{z}_j$  denotes the inner (dot) product, and  $\mathcal{P}(i) = \{k \in [N] : \mathbf{c}_k = \mathbf{c}_i, \mathbf{x}_k \in \mathcal{B}\}$  is the set of indices of features associated with class  $\mathbf{c}_i$  in the mini-batch.

The SupCon loss (1) is a straightforward extension of the InfoNCE loss [39] for supervised learning. While the InfoNCE loss is a well-established estimator of mutual information [40], the relationship between SupCon loss and mutual information has not yet been explicitly established. This raises the natural question (Q1) concerning the relation between the SupCon and preserving the class-information contained in the features:

*Q1: How is the SupCon loss relevant to the mutual information  $I(\mathbf{X}; C)$  between input features and class labels?*

In Section 2.2 we address this question by analyzing the SupCon loss from an information-theoretic perspective and derive a variant of the SupCon loss inspired by the multi-sample lower bound of mutual information [38, 40].

Complementing to the mutual information perspective, the concepts of alignment and uniformity offer valuable interpretations of contrastive loss [46]. The  $i$ -th SupCon loss can be expressed as:

$$I_{\text{NCE},i}^{\text{sup}} = -\frac{\mathbf{z}_i}{\tau} \cdot \sum_{p \in \mathcal{P}(i)} \frac{\mathbf{z}_p}{|\mathcal{P}(i)|} + \log \sum_{j \in \mathcal{B} \setminus \{i\}} e^{\mathbf{z}_i \cdot \mathbf{z}_j / \tau}, \quad (2)$$

where the first term corresponds to the alignment, and the second term expresses the uniformity. Compared with the  $i$ -th InfoNCE loss in self-supervised learning,

$$I_{\text{NCE},i}^{\text{self}} = -\frac{\mathbf{z}_i \cdot \mathbf{z}_p}{\tau} + \log \sum_{j \in \mathcal{B} \setminus \{i\}} e^{\mathbf{z}_i \cdot \mathbf{z}_j / \tau}, \quad (3)$$

the difference in the SupCon loss arises from the alignment term, which uses the average embedding of  $\mathbf{z}_p$ ,  $p \in \mathcal{P}(i)$ —referred to as the centroid of  $c_i$ -class embeddings—instead of a single embedding  $\mathbf{z}_p$ .

Intuitively, aligning  $\mathbf{z}_i$  with the centroid helps cluster embeddings within the same class when the labels are reliable (e.g., noiseless) and the features  $\mathbf{x}_p, p \in \mathcal{P}(i)$  are equally informative. However, when the features  $\mathbf{x}_p, p \in \mathcal{P}(i)$  are not equally informative for the class or labels are not reliable, aligning the embedding with the centroid becomes problematic. For instance, in the case of noisy labels, if a majority of the labels are randomly permuted across class categories,  $\mathcal{P}(i)$  becomes unreliable, and the centroid may fail to capture the correct class representation. Furthermore, if the dependency between  $\mathbf{x}_p$  and  $c_p$  varies across  $p \in \mathcal{P}(i)$ , the uniform weighting used in the centroid fails to account for these disparities in information.

Motivated by these observations, our second question is:

*Q2: Is the centroid-based class embedding the best we can select?*

In Section 3, we investigate various approaches for class embedding through the lens of projection.

## 2.2 ProjNCE: SupCon as mutual information lower bound

We relate SupCon loss to the mutual information between the embedding and the class, denoted  $I(\mathbf{Z}; C)$ . We begin with the InfoNCE loss [39]:

$$I_{\text{NCE}}^{\text{self}}(\mathbf{Z}; C) = \frac{1}{N} \sum_{i=1}^N \mathbb{E}_P \left[ -\log \frac{e^{\psi(f(\mathbf{x}_i), c_i)}}{\sum_{j=1}^N e^{\psi(f(\mathbf{x}_i), c_j)}} \right], \quad (4)$$

where  $P = p(\mathbf{x}_i | c_i) \prod_{j=1}^N p(c_j)$ . Here,  $\psi(x, y)$  is a critic that measures similarity between  $x$  and  $y$ .

A direct similarity comparison between the input feature  $\mathbf{x} \in \mathcal{X}$  and the class  $c \in [1 : M]$  is infeasible unless both are projected to the same space. Typically, input pairs  $(\mathbf{x}, c)$  are projected to  $\mathbb{R}^{d_z}$  using encoders, followed by normalization and the evaluation of cosine similarity.

To generalize this approach and relate it to  $I(\mathbf{Z}; C)$ , we define projection functions  $g_+(c)$  and  $g_-(c)$  that map  $c$  into  $\mathbb{R}^{d_z}$ . Substituting these projection functions into (4) results in:

$$I_{\text{NCE}}^{\text{self-p}}(\mathbf{Z}; C) = \frac{1}{N} \sum_{i=1}^N \mathbb{E}_P \left[ -\log \frac{e^{\psi(f(\mathbf{x}_i), g_+(c_i))}}{\sum_{j=1}^N e^{\psi(f(\mathbf{x}_i), g_-(c_j))}} \right]. \quad (5)$$

Unlike (4), the projection-based InfoNCE in (5) allows for different projections for positive ( $g_+(c)$ ) and negative ( $g_-(c)$ ) samples, leading to the following properties:

- (5) generalizes both SupCon loss in supervised settings and InfoNCE loss in self-supervised settings. For instance: 1) setting  $g_+(c_i) = \sum_{p \in \mathcal{P}(i)} \frac{f(\mathbf{x}_p)}{|\mathcal{P}(i)|}$  and  $g_-(c_j) = f(\mathbf{z}_j)$ ,  $\forall j \neq i$ , recovers the SupCon loss; 2) setting  $g_+ = g_-$  retrieves the InfoNCE loss.
- The choice of  $g_+$  and  $g_-$  introduces inductive biases, allowing flexibility in designing contrastive learning objectives tailored to specific tasks.

[40] proved that the InfoNCE loss provides a lower bound on mutual information by leveraging a multi-sample variant of the standard lower bound [38]. In a similar manner, we derive lower bounds on  $I(\mathbf{X}; C)$  for the projection-based InfoNCE loss defined in (5) and for the SupCon loss:

**Proposition 2.1.** For any  $g_+$  and  $g_-$ , the projection incorporated InfoNCE in (5) bounds mutual information as

$$I(\mathbf{X}; C) \geq 1 + \log N - I_{\text{NCE}}^{\text{self-p}}(\mathbf{X}; C) - R(\mathbf{X}, C), \quad (6)$$

where

$$R(\mathbf{X}, C) = \mathbb{E}_{p(\mathbf{x}) \prod_{j=1}^N p(\mathbf{c}_j)} \left[ \frac{\sum_{k=1}^N e^{\psi(f(\mathbf{x}), g_+(\mathbf{c}_k))}}{\sum_{k=1}^N e^{\psi(f(\mathbf{x}), g_-(\mathbf{c}_k))}} \right]. \quad (7)$$

*Proof.* The proof is in Appendix B.1  $\square$

**Corollary 2.2.** SupCon loss bounds mutual information as

$$I(\mathbf{X}; C) \geq 1 + \log N - I_{\text{NCE}}^{\text{sup}}(\mathbf{X}; C) - R^{\text{sup}}(\mathbf{X}, C), \quad (8)$$

where  $R^{\text{sup}}(\mathbf{X}, C) = \mathbb{E}_{p(\mathbf{x}) \prod_{j=1}^N p(\mathbf{c}_j)} \left[ \frac{\sum_{k=1}^N e^{\psi(f(\mathbf{x}), \sum_{p \in \mathcal{P}(k)} \frac{f(\mathbf{x}_p)}{|\mathcal{P}(k)|})}}{\sum_{k=1}^N e^{\psi(f(\mathbf{x}), f(\mathbf{x}_k))}} \right].$

*Proof.* Setting  $g_+(\mathbf{c}_k) = \sum_{p \in \mathcal{P}(k)} \frac{f(\mathbf{x}_p)}{|\mathcal{P}(k)|}$  and  $g_-(\mathbf{c}_k) = f(\mathbf{x}_k)$  in  $I_{\text{NCE}}^{\text{self-p}}(\mathbf{X}; C)$  and  $R(\mathbf{X}, C)$  in Proposition 2.1 gives the bound, which completes the proof.  $\square$

Proposition 2.1 establishes the connection between (5) and mutual information through the derived lower bound. Due to the presence of the adjustment term  $R(\mathbf{X}, C)$ , the SupCon loss, when derived by selecting the corresponding projection functions in (5) (as demonstrated in Corollary 2.2), might not serve as a strict lower bound for mutual information. Consequently, minimizing the SupCon loss does not necessarily guarantee an increase in mutual information.

To address this limitation, we incorporate the adjustment term  $R(\mathbf{X}, C)$  into (5), thereby ensuring that it becomes a proper lower bound, as validated by Proposition 2.1. This leads us to propose a novel variant of the InfoNCE loss, referred to as the ProjNCE loss:

**Definition 2.3** (ProjNCE). The ProjNCE loss is defined as

$$I_{\text{NCE}}^{\text{proj}}(\mathbf{Z}; C) = I_{\text{NCE}}^{\text{self-p}}(\mathbf{Z}; C) + R(\mathbf{Z}, C), \quad (9)$$

where  $I_{\text{NCE}}^{\text{self-p}}(\mathbf{Z}; C)$  is in (5), and  $R(\mathbf{X}, C)$  is in (7).

Since the negative of the ProjNCE loss provides a valid lower bound for mutual information (Proposition 2.1), mutual information can be effectively maximized by minimizing the ProjNCE loss.

While  $I_{\text{NCE}}^{\text{self-p}}(\mathbf{Z}; C)$  can be computed analogously to the standard InfoNCE loss, evaluating  $R(\mathbf{X}, C)$  requires the mutual independence of  $\mathbf{x}$  and  $\mathbf{c}_j$ ,  $j \in [N]$ . In practice, we approximate  $R(\mathbf{X}, C)$  via a leave-one-out scheme: for each sample, we exclude its true class and use only independently drawn  $\mathbf{c}_j$ . Throughout this paper, we estimate  $R(\mathbf{X}, C)$  from a mini-batch using the following approximation:

$$R(\mathbf{X}, C) \approx \frac{1}{N} \sum_{i=1}^N \mathbb{E}_P \left[ \frac{\sum_{k \neq i} e^{\psi(f(\mathbf{x}_i), g_+(\mathbf{c}_k))}}{\sum_{k \neq i} e^{\psi(f(\mathbf{x}_i), g_-(\mathbf{c}_k))}} \right], \quad (10)$$

where  $P$  is the same distribution used in (4) and (5). In what follows, although ProjNCE (9) can employ arbitrary projection functions  $g_+$  and  $g_-$ , we will use the term ‘‘ProjNCE’’ to denote the special case in which these projections coincide with those used in SupCon.

### 2.3 The adjustment term $R(\mathbf{X}; C)$

From the perspective of alignment and uniformity [46], we analyze the  $i$ -th term of the ProjNCE loss in Definition 2.3, which can be expressed as:

$$I_{\text{NCE},i}^{\text{proj}} = \mathbb{E}_P \left[ -\psi(f(\mathbf{x}_i), g_+(\mathbf{c}_i)) + \log \sum_{j=1}^N e^{\psi(f(\mathbf{x}_i), g_-(\mathbf{c}_j))} \right] + \mathbb{E}_Q \left[ \frac{\sum_{k=1}^N e^{\psi(f(\mathbf{x}), g_+(\mathbf{c}_k))}}{\sum_{k=1}^N e^{\psi(f(\mathbf{x}), g_-(\mathbf{c}_k))}} \right]. \quad (11)$$

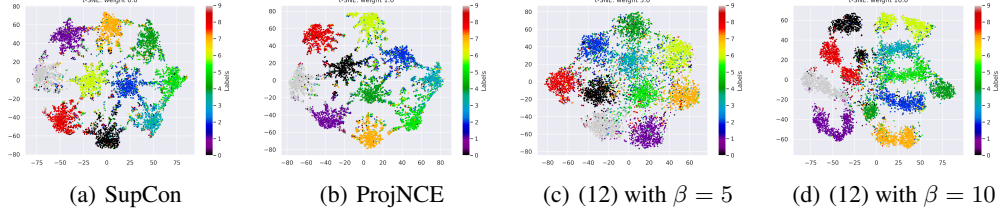


Figure 1: t-SNE plots of CIFAR-10 embeddings from Resnet-18 learned with label noise of probability 0.3. The four figures are obtained from different loss selection: (a) SupCon (b) ProjNCE with the SupCon projection (c) (12) with  $\beta = 5$  (d) (12) with  $\beta = 10$ . The adjustment term in (7) forces the embedding clusters to spread out, helping the classifier distinguish false positive samples.

where  $P = p(\mathbf{x}_i | \mathbf{c}_i) \prod_{j=1}^N p(\mathbf{c}_j)$  and  $Q = p(\mathbf{x}) \prod_{j=1}^N p(\mathbf{c}_j)$ . Throughout the paper, we occasionally denote the  $P$  and  $Q$  distributions for brevity and clarity in notation.

In addition to the alignment term  $\mathbb{E}_P[-\psi(f(\mathbf{x}_i), g_+(\mathbf{c}_i))]$  and the uniformity term  $\mathbb{E}_P[\log \sum_{j=1}^N e^{\psi(f(\mathbf{x}_i), g_-(\mathbf{c}_j))}]$  of InfoNCE, (11) introduces a third term, which we call adjustment term, defined as  $R(\mathbf{X}, C) = \mathbb{E}_Q \left[ \frac{\sum_{k=1}^N e^{\psi(f(\mathbf{x}), g_+(\mathbf{c}_k))}}{\sum_{k=1}^N e^{\psi(f(\mathbf{x}), g_-(\mathbf{c}_k))}} \right]$ . This term represents the average ratio of the similarity between  $g_+$  and  $g_-$ . Since the distribution  $Q$  independently samples  $\mathbf{x}$  and  $\mathbf{c}_j$ , the adjustment term measures the similarity ratio for negative pairs (i.e., pairs without shared semantics).

Intuitively, minimizing the adjustment term encourages  $g_-(\mathbf{c}_k)$  closer to  $f(\mathbf{x})$  than  $g_+(\mathbf{c}_k)$  for negative pairs. This reduces the perturbation caused by false positive samples, as  $g_+$  becomes more robust by tending to produce smaller similarity scores for such negative pairs.

## 2.4 Analysis of SupCon from ProjNCE

We now set  $g_+(\mathbf{c}_i) = \frac{1}{|\mathcal{P}(i)|} \sum_{p \in \mathcal{P}(i)} f(\mathbf{x}_p)$  and  $g_-(\mathbf{c}_i) = \mathbf{x}_i$  to analyze the SupCon loss in the context of ProjNCE loss. As demonstrated earlier, incorporating the adjustment term  $R(\mathbf{X}, C)$  into SupCon establishes a valid lower bound for mutual information, a linkage that can be exploited to enhance classification performance. To validate our analysis, we perform classification tasks and compare the visualization of the embeddings learned by SupCon and ProjNCE.

Table 1 reports the classification accuracies on CIFAR-10 and CIFAR-100 using cross-entropy (CE), SupCon, and ProjNCE losses. We adopt ResNet-18 [23] as the encoder and train under three label regimes: (i) clean labels; (ii) noisy labels, created by randomly permuting class labels with probability 0.3; and (iii) coarse labels, where classes are grouped into “animal” versus “vehicle.” After training, we evaluate each encoder by fitting a linear classifier on a held-out test set with clean labels. Although the gains in Table 1 are modest, ProjNCE consistently outperforms SupCon—presumably because it optimizes a tighter mutual information bound. Crucially, this advantage persists under both noisy and coarse labeling, demonstrating ProjNCE’s robustness. In Section 4 we present additional experiments measuring the mutual information between learned embeddings and class labels, confirming that ProjNCE yields higher mutual information than SupCon.

Table 1: Top-1 classification accuracies with ResNet-18.  $p$  indicates the probability of label noise. Coarse indicates fine-grained classification accuracy.

DATASET	CE	SUPCON	PROJNCE
CIFAR-10	92.79	93.47	<b>93.90</b>
CIFAR-10 ( $p = 0.3$ )	80.66	86.41	<b>87.09</b>
CIFAR-10 (COARSE)	-	74.39	<b>75.06</b>
CIFAR-100	64.71	68.89	<b>69.47</b>

Figure 1 visualizes the t-SNE [45] embeddings of the CIFAR-10 test dataset using ResNet-18 trained with different loss functions under a label noise probability of 0.3. In Figures 1(a) and 1(b), the embeddings learned by SupCon and ProjNCE are displayed, showing similar clustering patterns with respect to class. To observe how the adjustment term in the ProjNCE loss influences embedding clusters, we add weights  $\beta$  of 5 and 10 to the adjustment term, with the resulting embeddings shown in Figures 1(c) and 1(d), respectively. Specifically, we use the following loss with  $\beta \in \{5, 10\}$ :

$$\mathcal{L} = I_{\text{NCE}}^{\text{self-p}}(\mathbf{Z}; C) + \beta R(\mathbf{Z}, C). \quad (12)$$

Compared to SupCon, embeddings trained with a weight of 5 (Figure 1(c)) exhibit increased dispersion, whereas those trained with a weight of 10 (Figure 1(d)) form distinct subclusters. We attribute this behavior to improved separation of false-positive samples, which prevents the embeddings from collapsing too tightly around their centroids.

### 3 Projection functions in ProjNCE

In this section, we investigate the projection functions  $g_+$  and  $g_-$  to further optimize the ProjNCE loss. Specifically, we consider: 1) An orthogonal projection of each class label into the embedding space.; and 2) The median of the embeddings corresponding to the same class..

#### 3.1 Orthogonal projection

Intuitively, the projection functions  $g_+$  and  $g_-$  should yield a semantic embedding of  $c_i$  in the embedding space. From a projection perspective, a natural choice is the orthogonal projection of the class label into that space. According to the orthogonal principle [31], the conditional expectation

$$\bar{f}(c) := \mathbb{E}[f(\mathbf{X})|C = c] \in \arg \min_{g \in \mathcal{F}} \mathbb{E} [\|f(\mathbf{X}) - g(c)\|^2], \quad (13)$$

where  $\mathcal{F}$  is the set of measurable functions. Hence,  $\bar{f}(c)$  serves as the natural centroid of the embeddings for  $c$  [1]. Using this, we define variants of ProjNCE and SupCon as follows:

**Definition 3.1** (SoftSupCon). SoftSupCon loss is defined as

$$I_{\text{NCE}}^{\text{softsup}} = \frac{1}{N} \sum_{i=1}^N \mathbb{E}_P \left[ -\log \frac{e^{\psi(f(\mathbf{x}_i), \bar{f}(c_i))}}{\sum_{j=1}^N e^{\psi(f(\mathbf{x}_i), f(\mathbf{x}_j))}} \right] + \mathbb{E}_Q \left[ \frac{\sum_{k=1}^N e^{\psi(f(\mathbf{x}), \bar{f}(c_k))}}{\sum_{k=1}^N e^{\psi(f(\mathbf{x}), f(\mathbf{x}_k))}} \right], \quad (14)$$

where  $\bar{f}(c) = \mathbb{E}[f(\mathbf{X})|C = c]$ .

**Definition 3.2** (SoftNCE). SoftNCE loss is defined as

$$I_{\text{NCE}}^{\text{soft}} = \frac{1}{N} \sum_{i=1}^N \mathbb{E}_P \left[ -\log \frac{e^{\psi(f(\mathbf{x}_i), \bar{f}(c_i))}}{\sum_{j=1}^N e^{\psi(f(\mathbf{x}_i), \bar{f}(c_j))}} \right], \quad (15)$$

where  $\bar{f}(c) = \mathbb{E}[f(\mathbf{X})|C = c]$ .

The SoftSupCon loss is derived by setting  $g_+ = \bar{f}$  and  $g_- = f$  in the ProjNCE loss, whereas SoftNCE sets both  $g_+$  and  $g_-$  being  $\bar{f}$ . Note that SoftNCE (34) does not include the adjustment term since  $g_+ = g_-$  results in  $R(\mathbf{X}, C) = 1$ . The following proposition outlines the basic properties of SoftNCE.

**Proposition 3.3.** *SoftNCE loss (34) satisfies the following:*

- *Optimal critic  $\psi^*$  that maximizes SoftNCE satisfies  $\psi^*(f(\mathbf{x}), \bar{f}(c)) \propto \log \frac{p(c|\mathbf{x})}{p(c)} + \alpha(\mathbf{x})$ , where  $\alpha(\mathbf{x})$  is an arbitrary function.*
- $I(\mathbf{X}; C) \geq -I_{\text{NCE}}^{\text{soft}}(\mathbf{X}; C) + \log N$ .
- *With an optimal critic, it holds that  $\log N - I_{\text{NCE}}^{\text{soft}}(\mathbf{X}; C) \xrightarrow{a.s.} I(\mathbf{X}; C)$  as  $N \rightarrow \infty$ .*

*Proof.* The proof is in Appendix B.2 □

#### 3.2 Estimator of $\bar{f}$

Although  $\bar{f}$  is the optimal projection in terms of  $\ell_2$  projection error, its exact computation requires knowledge of the conditional distribution, which is generally unavailable. To overcome this, we approximate  $\bar{f}$  using a kernel regression [44]. Specifically, with  $\mathbf{z} = f(\mathbf{x})$ , Bayes rule yields:

$$\bar{f}(c) = \int \mathbf{z} \frac{p(c|\mathbf{z})p(\mathbf{z})}{p(c)} d\mathbf{z} = \frac{\mathbb{E}_{p(\mathbf{z})} [p(c|\mathbf{z})\mathbf{z}]}{\mathbb{E}_{p(\mathbf{z})} [p(c|\mathbf{z})]}. \quad (16)$$

Assuming that  $p(c|z)$  is accessible,  $\bar{f}$  can be estimated via Monte Carlo approximations of both the numerator and the denominator in (16). The class posterior probability  $p(c|z)$  is often referred to as the soft label for class  $c$  [26, 51, 14, 29, 30]. Soft labels can be obtained through knowledge distillation[20], crowdsourced label aggregation [27, 3, 12], or kernel methods [44, 30]. Leveraging soft labels has been shown to enhance robustness and improve downstream-task performance [3].

In this work, we employ the Nadaraya-Watson (NW) estimator [37, 49] to approximate  $p(c|z) = \mathbb{E}[\mathbb{1}\{C = c\}|z]$ , based on a given dataset  $\mathcal{D} = \{(x_i, c_i)\}_{i=1}^{|\mathcal{D}|}$ . This estimator serves as an intermediate step in computing  $\bar{f}$  in (16).<sup>1</sup> The NW estimator for  $p(c|z)$  is defined as:

$$\text{NW}_h(c; z, \mathcal{D}) = \frac{\sum_{j=1}^{|\mathcal{D}|} K_h(d(z, z_j)) \mathbb{1}\{c_j = c\}}{\sum_{j=1}^{|\mathcal{D}|} K_h(d(z, z_j))}, \quad (17)$$

where  $d: \mathbb{R}^{d_z} \times \mathbb{R}^{d_z} \rightarrow \mathbb{R}_+$  is a metric,  $K_h(t) = \frac{1}{h} K(\frac{t}{h})$  is a kernel  $K$  with a bandwidth  $h > 0$  such that the kernel  $K$  has support  $[0, 1]$ , is strictly decreasing, is Lipschitz continuous, and  $\exists \theta, \forall t \in [0, 1], -K'(t) > \theta > 0$ . Using the NW estimator in (17),  $\bar{f}(c)$  can be estimated as:

$$\hat{f}(c) = \frac{\sum_{j=1}^N \text{NW}_h(c; f(x_j), \mathcal{D}) f(x_j)}{\sum_{j=1}^N \text{NW}_h(c; f(x_j), \mathcal{D})}. \quad (18)$$

If soft labels  $p(c|z)$  are readily available,  $\text{NW}_h(c; f(x_j), \mathcal{D})$  in (18) can be replaced with  $p(c|z_j)$ .

The following proposition formally states the consistency of  $\hat{f}$  in (18), demonstrating that  $\hat{f}$  with the NW estimator converges to  $\bar{f}$  under some assumptions.

**Proposition 3.4.** *Assume Hölder condition: there exist  $C < \infty$  and  $\beta > 0$ , such that for all  $(u, v) \in \mathcal{S}^{d_z-1}$ ,  $|\text{NW}_h(c|u; \mathcal{D}) - \text{NW}_h(c|v; \mathcal{D})| \leq Cd(u, v)$ , where  $d$  is the metric used in the kernel. Assume that there exists  $\kappa > 0$  such that  $\inf_{z \in \mathcal{S}^{d_z-1}} p_z(z) \geq \kappa$ , where  $p_z = \frac{dF_z}{d\mu}$  is the Radon-Nikodym derivative of the distribution function  $F_z$  with respect to the Lebesgue measure  $\mu$  on  $\mathcal{S}^{d_z-1}$ . Then, as  $N \rightarrow \infty$  and  $h \rightarrow 0$  with  $\sqrt{\frac{\ln N}{h^{d_z} N}} \rightarrow 0$ , it follows that*

$$\hat{f}(c) \rightarrow \bar{f}(c). \quad (19)$$

*Proof.* The proof is in Appendix B.3 □

As indicated in Proposition 3.4, it is recommended to use a larger batch size, which not only enhances the estimation of  $\hat{f}$  but also helps tighten the mutual information bound, along with selecting a lower value for the bandwidth.

### 3.3 Robust projection

While the orthogonal projection  $\bar{f}$  minimizes the  $\ell_2$  projection error, it can be sensitive to outliers. We therefore explore a median-based projection:  $f_{\text{med}}(c_i) = \text{median}(\{f(x_p)\}_{p \in \mathcal{P}(i)})$ . Here,  $f_{\text{med}}(c_i)$  denotes the median of all embeddings whose class equals  $c_i$ . In analogy to SoftSupCon and SoftNCE, we call the variant in which SupCon uses this median projection for  $g_+$  “MedSupCon,” and the variant in which ProjNCE employs median projection for both  $g_+$  and  $g_-$  “MedNCE.” Formal definitions appear in Appendix C.

## 4 Experiments

In this section, we empirically evaluate the proposed loss functions relative to cross-entropy (CE) and SupCon-based methods. First, we examine the effect of different kernel functions and bandwidth parameters in SoftNCE and SoftSupCon. Next, we compare the mutual information between the learned embeddings and class labels under each loss. Finally, we assess classification accuracy across various datasets under feature and label noise.

### 4.1 Kernel and bandwidth

<sup>1</sup>While the NW estimator is widely used, alternative kernel-based methods might be more suitable under specific conditions, which we leave as a topic for future exploration.

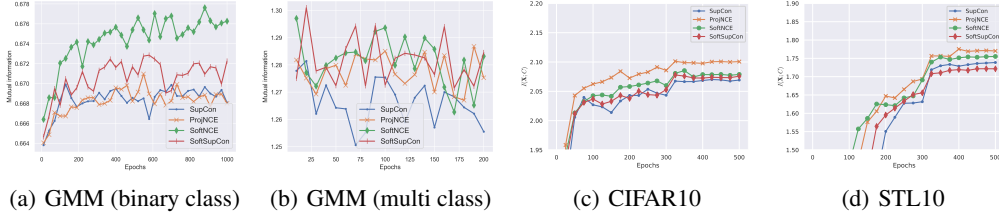


Figure 3: Estimate of mutual information  $I(f(\mathbf{X}); C)$  between the learned embedding and class.

Table 2: Accuracy on various datasets. We report top-1 and top-5 accuracies of CE, SupCon, ProjNCE, SoftNCE, and SoftSupCon across the datasets. **Boldface** indicates the best accuracy.

METHOD	CIFAR-10		CIFAR-100		TINY-IMAGENET		IMAGENETTE		CALTECH256		FOOD101	
	TOP1	TOP5	TOP1	TOP5	TOP1	TOP5	TOP1	TOP5	TOP1	TOP5	TOP1	TOP5
SIMCLR	84.36	99.47	55.13	82.14	39.69	65.21	85.35	98.52	62.86	84.42	52.32	78.85
CE	92.79	99.82	64.71	86.93	16.26	38.82	84.97	98.11	75.63	88.50	68.29	<b>88.01</b>
SUPCON	93.47	99.75	68.89	87.92	50.92	71.08	84.74	98.19	<b>83.18</b>	<b>91.38</b>	69.18	86.32
PROJNCE	<b>93.90</b>	99.73	69.47	87.57	<b>54.08</b>	<b>74.96</b>	84.71	98.09	81.08	90.38	<b>70.18</b>	86.44
SOFTNCE	93.15	<b>99.83</b>	<b>70.44</b>	<b>88.58</b>	49.13	71.84	<b>85.40</b>	<b>98.45</b>	80.94	91.15	68.27	86.78
SOFTSUPCON	93.36	99.75	68.52	86.90	49.94	72.91	84.18	97.91	80.94	90.82	67.69	86.15

Proposition 3.4 indicates that smaller bandwidth values generally yield more accurate estimates of  $\hat{f}$  when batch sizes are large. To investigate this, we evaluate several bandwidth settings on the CIFAR-10 dataset. We employ the kernel  $K(t) = 1 - t^2$  a scaled Epanechnikov variant [16] often favored in one-dimensional density estimation for minimizing the mean integrated squared error under certain conditions [44]. For the distance metric  $d$ , we compare the  $\ell_1$  and  $\ell_2$  distances, as well as the cosine dissimilarity  $\frac{1}{2} - \frac{1}{2} \frac{\mathbf{u} \cdot \mathbf{v}}{\|\mathbf{u}\| \|\mathbf{v}\|}$ .

Figure 2 shows classification accuracy on CIFAR-10 as a function of bandwidth  $h$  for SoftNCE using  $\ell_1$ ,  $\ell_2$ , and cosine dissimilarity metrics. For  $h \leq 0.4$ , all metrics yield moderate accuracy, in line with Proposition 3.4. Notably,  $\ell_1$  achieves the highest accuracy at lower  $g$ , demonstrating robust estimation of  $\hat{f}$ . As  $h$  increases, accuracy declines across the board—most sharply for cosine dissimilarity—suggesting that larger bandwidths may over-smooth soft-label estimates. In contrast,  $\ell_2$  remains relatively stable, while cosine dissimilarity performs well only at intermediate  $h$  before dropping off. These findings underscore the critical role of bandwidth and identify  $\ell_1$  with  $h = 0.6$  as the most effective configuration for SoftNCE on CIFAR-10. Accordingly, we adopt  $\ell_1$  distance with  $h = 0.6$  for all subsequent experiments.

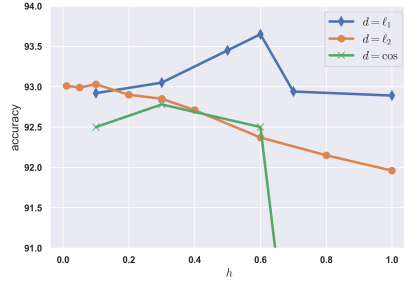


Figure 2: Comparison of bandwidth  $h$ .  $\ell_1$ ,  $\ell_2$ , and  $\cos$  denote  $\ell_1$ ,  $\ell_2$  distances, and cosine dissimilarity, respectively. The results indicate that setting  $d = \ell_1$  and  $h = 0.6$  is the most effective configuration for SoftNCE in this task.

## 4.2 Maximizing mutual information

We compare SupCon, ProjNCE, SoftNCE, and SoftSupCon by estimating the mutual information between embeddings and class labels using the Mixed KSG estimator [18], since the true distribution is unknown. For Figures 3(a) and 3(b), we generate synthetic data from a Gaussian mixture model [4] (see Appendix D.1). As shown in Figure 3, ProjNCE and its variants yield higher mutual information than SupCon: SoftNCE performs best in the binary setting (Figure 3(a)), while ProjNCE and its variant lead in the multi-class scenario (Figure 3(b)). On real-world benchmarks (Figures 3(c) and 3(d)), our methods also outperform SupCon. We attribute these improvements to the valid mutual-information lower bound (Proposition 3.3), confirming the ProjNCE family’s effectiveness in maximizing mutual information for supervised contrastive learning.



Table 3: Performance on the STL10 dataset with noisy labels. We report top-1 accuracy across various noise probabilities  $p \in \{0, 0.1, \dots, 0.7\}$ . **Boldface** indicates the best accuracy. For the low to medium noise probability ( $p < 0.5$ ), the proposed ProjNCE family outperforms other baseline. Although, in the high noise regime ( $p \geq 0.5$ ), SSCL methods achieve best performance, the ProjNCE family performs best among supervised contrastive learning (SupCL) methods.

CATEGORY	METHOD	$p = 0$	$p = 0.1$	$p = 0.2$	$p = 0.3$	$p = 0.4$	$p = 0.5$	$p = 0.6$	$p = 0.7$
CE	CE	69.14	62.71	56.19	49.70	41.03	34.16	31.19	29.34
	SCE [48]	69.45	62.79	59.04	53.54	46.03	37.45	33.79	30.29
SSCL	SIMCLR [7]	64.49	64.18	59.78	61.45	58.94	55.41	<b>52.81</b>	<b>49.36</b>
	RINCE [9]	59.85	59.15	59.25	56.33	57.51	56.28	51.66	46.76
SUPCL	SUPCON [32]	77.71	71.89	67.43	62.85	51.63	50.41	28.93	21.29
	SYMNCE [15]	44.29	47.93	45.19	44.80	44.56	43.96	35.80	23.50
	PROJNCE	79.19	<b>75.41</b>	70.96	64.14	55.36	52.21	37.96	21.35
	SOFTNCE	78.10	72.94	70.39	61.89	56.58	54.94	46.53	27.89
	SOFTSUPCON	79.38	74.18	66.54	63.70	60.13	43.78	37.58	20.89
	MEDNCE	<b>80.63</b>	72.49	72.48	64.84	59.06	52.61	47.21	25.91
	MEDSUPCON	79.04	75.19	<b>72.70</b>	<b>66.36</b>	<b>60.78</b>	<b>57.11</b>	51.55	32.71

### 4.3 Classification Accuracy

Table 2 presents the top-1 and top-5 classification accuracies of our proposed methods and baselines on six datasets: CIFAR-10 and CIFAR-100 [33], Tiny-ImageNet [34], Imagenette [25], Caltech256 [22], and Food101 [5]. Except for Caltech256, ProjNCE and its variants outperform the baselines, demonstrating their effectiveness. As no single method consistently dominates across all datasets, these results highlight the complementary strengths of each approach. We also note that the ProjNCE family could be further improved by optimizing its kernel parameters and projection functions.

Table 3 presents the top-1 and top-5 accuracies for various noise probabilities  $p$  on the STL-10 dataset [11]. In the low-to-medium noise regime, our proposed methods—especially the robust variant MedSupCon—outperform the baselines. Remarkably, MedSupCon even surpasses self-supervised contrastive learning (SSCL) methods at  $p = 0.5$ , despite SSCL’s inherent robustness to label noise [13]. While SSCL achieves the best results under very high noise, our methods still lead among all supervised contrastive approaches, including the robust extension of SupCon (SymNCE) [15]. In Appendix D, we present additional experimental results, including those with feature noise.

Overall, these findings confirm that our proposed methods outperform SupCon in nearly all settings, thereby establishing ProjNCE as a more robust foundation for supervised contrastive learning.

## 5 Conclusion

We introduced ProjNCE, a novel generalization of the InfoNCE loss that unifies SupCon and preserves a valid mutual-information bound via an adjustment term for negative pairs. By incorporating flexible projection functions, we demonstrated task-dependent enhancements beyond rigid centroids. Extensive experiments on both synthetic and real-world datasets confirm that ProjNCE and its variants consistently outperform SupCon. Moreover, ProjNCE integrates seamlessly into SupCon-based frameworks, establishing a more robust foundation for future supervised contrastive learning methods.

## References

- [1] A. Banerjee, S. Merugu, I. S. Dhillon, J. Ghosh, and J. Lafferty. Clustering with bregman divergences. *Journal of machine learning research*, 6(10), 2005.
- [2] C. A. Barbano, B. Dufumier, E. Tartaglione, M. Grangetto, and P. Gori. Unbiased supervised contrastive learning. *arXiv preprint arXiv:2211.05568*, 2022.
- [3] R. M. Battleday, J. C. Peterson, and T. L. Griffiths. Capturing human categorization of natural images by combining deep networks and cognitive models. *Nature communications*, 11(1):5418, 2020.

- [4] C. M. Bishop and N. M. Nasrabadi. *Pattern recognition and machine learning*, volume 4. Springer, 2006.
- [5] L. Bossard, M. Guillaumin, and L. Van Gool. Food-101 – mining discriminative components with random forests. In *European Conference on Computer Vision*, 2014.
- [6] M. Chen, D. Y. Fu, A. Narayan, M. Zhang, Z. Song, K. Fatahalian, and C. Ré. Perfectly balanced: Improving transfer and robustness of supervised contrastive learning. In *International Conference on Machine Learning*, pages 3090–3122. PMLR, 2022.
- [7] T. Chen, S. Kornblith, M. Norouzi, and G. Hinton. A simple framework for contrastive learning of visual representations. In *International conference on machine learning*, pages 1597–1607. PMLR, 2020.
- [8] S. Chopra, R. Hadsell, and Y. LeCun. Learning a similarity metric discriminatively, with application to face verification. In *2005 IEEE computer society conference on computer vision and pattern recognition (CVPR’05)*, volume 1, pages 539–546. IEEE, 2005.
- [9] C.-Y. Chuang, R. D. Hjelm, X. Wang, V. Vineet, N. Joshi, A. Torralba, S. Jegelka, and Y. Song. Robust contrastive learning against noisy views. In *Proceedings of the IEEE/CVF conference on computer vision and pattern recognition*, pages 16670–16681, 2022.
- [10] C.-Y. Chuang, J. Robinson, Y.-C. Lin, A. Torralba, and S. Jegelka. Debiased contrastive learning. *Advances in neural information processing systems*, 33:8765–8775, 2020.
- [11] A. Coates, A. Ng, and H. Lee. An analysis of single-layer networks in unsupervised feature learning. In *Proceedings of the fourteenth international conference on artificial intelligence and statistics*, pages 215–223. JMLR Workshop and Conference Proceedings, 2011.
- [12] K. M. Collins, U. Bhatt, and A. Weller. Eliciting and learning with soft labels from every annotator. In *Proceedings of the AAAI conference on human computation and crowdsourcing*, volume 10, pages 40–52, 2022.
- [13] J. Cui, W. Huang, Y. Wang, and Y. Wang. Rethinking weak supervision in helping contrastive learning. In *International Conference on Machine Learning*, pages 6448–6467. PMLR, 2023.
- [14] J. Cui, R. Wang, S. Si, and C.-J. Hsieh. Scaling up dataset distillation to imagenet-1k with constant memory. In *International Conference on Machine Learning*, pages 6565–6590. PMLR, 2023.
- [15] J. Cui, Y.-G. Zhang, H. Liu, and Y. Wang. An inclusive theoretical framework of robust supervised contrastive loss against label noise. *arXiv preprint arXiv:2501.01130*, 2025.
- [16] V. A. Epanechnikov. Non-parametric estimation of a multivariate probability density. *Theory of Probability & Its Applications*, 14(1):153–158, 1969.
- [17] F. Ferraty and P. Vieu. Nonparametric models for functional data, with application in regression, time series prediction and curve discrimination. *Nonparametric Statistics*, 16(1-2):111–125, 2004.
- [18] W. Gao, S. Kannan, S. Oh, and P. Viswanath. Estimating mutual information for discrete-continuous mixtures. *Advances in neural information processing systems*, 30, 2017.
- [19] R. Girdhar, A. El-Nouby, Z. Liu, M. Singh, K. V. Alwala, A. Joulin, and I. Misra. Imagebind: One embedding space to bind them all. In *Proceedings of the IEEE/CVF Conference on Computer Vision and Pattern Recognition*, pages 15180–15190, 2023.
- [20] J. Gou, B. Yu, S. J. Maybank, and D. Tao. Knowledge distillation: A survey. *International Journal of Computer Vision*, 129(6):1789–1819, 2021.
- [21] F. Graf, C. Hofer, M. Niethammer, and R. Kwitt. Dissecting supervised contrastive learning. In *International Conference on Machine Learning*, pages 3821–3830. PMLR, 2021.
- [22] G. Griffin, A. Holub, and P. Perona. Caltech 256, Apr 2022.

- [23] K. He, X. Zhang, S. Ren, and J. Sun. Deep residual learning for image recognition. In *Proceedings of the IEEE conference on computer vision and pattern recognition*, pages 770–778, 2016.
- [24] A. Hermans, L. Beyer, and B. Leibe. In defense of the triplet loss for person re-identification. *arXiv preprint arXiv:1703.07737*, 2017.
- [25] J. Howard. Imagenette: A smaller subset of 10 easily classified classes from imagenet, March 2019.
- [26] N. Hu, G. Englebienne, Z. Lou, and B. Kröse. Learning to recognize human activities using soft labels. *IEEE transactions on pattern analysis and machine intelligence*, 39(10):1973–1984, 2016.
- [27] T. Ishida, I. Yamane, N. Charoenphakdee, G. Niu, and M. Sugiyama. Is the performance of my deep network too good to be true? a direct approach to estimating the bayes error in binary classification. *arXiv preprint arXiv:2202.00395*, 2022.
- [28] A. Islam, C.-F. R. Chen, R. Panda, L. Karlinsky, R. Radke, and R. Feris. A broad study on the transferability of visual representations with contrastive learning. In *Proceedings of the IEEE/CVF International Conference on Computer Vision*, pages 8845–8855, 2021.
- [29] M. Jeong, M. Cardone, and A. Dytso. Demystifying the optimal performance of multi-class classification. In A. Oh, T. Naumann, A. Globerson, K. Saenko, M. Hardt, and S. Levine, editors, *Advances in Neural Information Processing Systems*, volume 36, pages 31638–31664. Curran Associates, Inc., 2023.
- [30] M. Jeong, M. Cardone, and A. Dytso. Data-driven estimation of the false positive rate of the bayes binary classifier via soft labels. *arXiv preprint arXiv:2401.15500*, 2024.
- [31] S. M. Kay. Fundamentals of statistical signal processing: Estimation theory, 1993.
- [32] P. Khosla, P. Teterwak, C. Wang, A. Sarna, Y. Tian, P. Isola, A. Maschinot, C. Liu, and D. Krishnan. Supervised contrastive learning. *Advances in neural information processing systems*, 33:18661–18673, 2020.
- [33] A. Krizhevsky, G. Hinton, et al. Learning multiple layers of features from tiny images. 2009.
- [34] Y. Le and X. Yang. Tiny imagenet visual recognition challenge. *CS 231N*, 7(7):3, 2015.
- [35] I. Loshchilov. Decoupled weight decay regularization. *arXiv preprint arXiv:1711.05101*, 2017.
- [36] Z. Ma and M. Collins. Noise contrastive estimation and negative sampling for conditional models: Consistency and statistical efficiency. In E. Riloff, D. Chiang, J. Hockenmaier, and J. Tsujii, editors, *Proceedings of the 2018 Conference on Empirical Methods in Natural Language Processing*, pages 3698–3707, Brussels, Belgium, Oct.-Nov. 2018. Association for Computational Linguistics.
- [37] E. A. Nadaraya. On estimating regression. *Theory of Probability & Its Applications*, 9(1):141–142, 1964.
- [38] X. Nguyen, M. J. Wainwright, and M. I. Jordan. Estimating divergence functionals and the likelihood ratio by convex risk minimization. *IEEE Transactions on Information Theory*, 56(11):5847–5861, 2010.
- [39] A. v. d. Oord, Y. Li, and O. Vinyals. Representation learning with contrastive predictive coding. *arXiv preprint arXiv:1807.03748*, 2018.
- [40] B. Poole, S. Ozair, A. Van Den Oord, A. Alemi, and G. Tucker. On variational bounds of mutual information. In *International Conference on Machine Learning*, pages 5171–5180. PMLR, 2019.
- [41] A. Radford, J. W. Kim, C. Hallacy, A. Ramesh, G. Goh, S. Agarwal, G. Sastry, A. Askell, P. Mishkin, J. Clark, et al. Learning transferable visual models from natural language supervision. In *International conference on machine learning*, pages 8748–8763. PMLR, 2021.

- [42] Y. Tian, C. Sun, B. Poole, D. Krishnan, C. Schmid, and P. Isola. What makes for good views for contrastive learning? *Advances in neural information processing systems*, 33:6827–6839, 2020.
- [43] M. Tschannen, J. Djolonga, P. K. Rubenstein, S. Gelly, and M. Lucic. On mutual information maximization for representation learning. *arXiv preprint arXiv:1907.13625*, 2019.
- [44] A. Tsybakov. *Introduction to Nonparametric Estimation*. Springer Series in Statistics. Springer New York, 2008.
- [45] L. Van der Maaten and G. Hinton. Visualizing data using t-sne. *Journal of machine learning research*, 9(11), 2008.
- [46] T. Wang and P. Isola. Understanding contrastive representation learning through alignment and uniformity on the hypersphere. In *International conference on machine learning*, pages 9929–9939. PMLR, 2020.
- [47] X. Wang, R. Zhang, C. Shen, T. Kong, and L. Li. Dense contrastive learning for self-supervised visual pre-training. In *Proceedings of the IEEE/CVF conference on computer vision and pattern recognition*, pages 3024–3033, 2021.
- [48] Y. Wang, X. Ma, Z. Chen, Y. Luo, J. Yi, and J. Bailey. Symmetric cross entropy for robust learning with noisy labels. In *Proceedings of the IEEE/CVF International Conference on Computer Vision (ICCV)*, October 2019.
- [49] G. S. Watson. Smooth regression analysis. *Sankhyā: The Indian Journal of Statistics, Series A*, pages 359–372, 1964.
- [50] Y. Xue, K. Whitecross, and B. Mirzasoleiman. Investigating why contrastive learning benefits robustness against label noise. In *International Conference on Machine Learning*, pages 24851–24871. PMLR, 2022.
- [51] C. Yang, Z. An, H. Zhou, F. Zhuang, Y. Xu, and Q. Zhang. Online knowledge distillation via mutual contrastive learning for visual recognition. *IEEE Transactions on Pattern Analysis and Machine Intelligence*, 45(8):10212–10227, 2023.
- [52] T. Yu, H. Cui, J. C. Li, Y. Luo, G. Jiang, and H. Zhao. Enzyme function prediction using contrastive learning. *Science*, 379(6639):1358–1363, 2023.

## A Related Work

### A.1 Contrastive learning

Self-supervised contrastive methods [7, 42] learn an encoder  $f : \mathcal{X} \rightarrow \mathcal{S}^{d_z-1}$  by pulling semantically similar features closer and pushing dissimilar ones apart. Typically, each data sample is treated as its own class, with only its augmented version representing the same class. Various contrastive losses [39, 7, 10, 2, 8, 24] have successfully produced robust representations for applications ranging from computer vision [47] to multimodal tasks [41, 19]. The InfoNCE loss [39] has been linked to mutual information [40], and subsequent analysis [43, 46] has revealed how alignment–uniformity principles underlie its practical effectiveness. By contrast, supervised contrastive (SupCon) learning [32] uses label information to group same-class features as positive pairs, often outperforming cross-entropy in downstream tasks.

### A.2 SupCon and Its Improvements

While SSCL has been studied from an information-theoretic perspective, SupCon has not been explored in this way. Instead, the literature has proposed several enhancements to SupCon. First, SupCon can suffer from class collapse, where embeddings of the same class converge to a single point, increasing generalization error and reducing robustness [21]. To mitigate this, various methods [21, 28, 6] introduce regularization or diversification strategies that preserve fine-grained information while maintaining strong discriminative performance.

Second, although robustness to label noise has been extensively studied for SSCL and cross-entropy approaches [48, 13, 50, 9], only a few robust SupCon variants exist. Chuang et al. [9] address noisy learning with RINCE, a drop-in replacement for InfoNCE that mitigates view noise. They link RINCE to symmetric losses used in noisy-label classification [48] and derive a mutual-information bound under the Wasserstein distance. Cui et al. [15] introduce an inclusive framework for robust contrastive techniques—such as nearest-neighbor sampling and RINCE—and propose SymNCE, a noise-robust adaptation of SupCon grounded in this theory.

## B Proofs.

### B.1 Proof of Proposition 2.1

*Proof.* For any  $\psi$  and  $a \geq 0$ , the multi-sample version of  $I_{\text{NWJ}}(X; Y)$  [40] is given by

$$\begin{aligned} I(\mathbf{X}; C) &\geq I_{\text{NWJ}}(\mathbf{X}; C) \\ &= 1 + \mathbb{E}_{p(\mathbf{x}|\mathbf{c}_i) \prod_{j=1}^N p(\mathbf{c}_j)} \left[ \log \frac{e^{\psi(\mathbf{x}, \mathbf{c}_i)}}{a} \right] - \mathbb{E}_{p(\mathbf{x}) \prod_{j=1}^N p(\mathbf{c}_j)} \left[ \frac{e^{\psi(\mathbf{x}, \mathbf{c}_i)}}{a} \right]. \end{aligned} \quad (20)$$

Averaging  $I_{\text{NWJ}}(\mathbf{X}; C)$  over  $i \in [N]$ , we have

$$\begin{aligned} I_{\text{NWJ}}(\mathbf{X}; C) &= 1 + \frac{1}{N} \sum_{i=1}^N \mathbb{E}_{p(\mathbf{x}|\mathbf{c}_i) \prod_{j=1}^N p(\mathbf{c}_j)} \left[ \log \frac{e^{\psi(\mathbf{x}, \mathbf{c}_i)}}{a} \right] \\ &\quad - \frac{1}{N} \sum_{i=1}^N \mathbb{E}_{p(\mathbf{x}) \prod_{j=1}^N p(\mathbf{c}_j)} \left[ \frac{e^{\psi(\mathbf{x}, \mathbf{c}_i)}}{a} \right]. \end{aligned} \quad (21)$$

Now, rewriting  $\psi(\mathbf{x}, \mathbf{c}_i) = \psi(f(\mathbf{x}), g_+(\mathbf{c}_i))$  and setting  $a = \frac{1}{N} \sum_{j=1}^N e^{\psi(f(\mathbf{x}), g_-(\mathbf{c}_j))}$ , we obtain

$$\begin{aligned} I_{\text{NWJ}}(\mathbf{X}; C) &= 1 + \frac{1}{N} \sum_{i=1}^N \mathbb{E}_{p(\mathbf{x}|\mathbf{c}_i) \prod_{j=1}^N p(\mathbf{c}_j)} \left[ \log \frac{e^{\psi(f(\mathbf{x}), g_+(\mathbf{c}_i))}}{\frac{1}{N} \sum_{j=1}^N e^{\psi(f(\mathbf{x}), g_-(\mathbf{c}_j))}} \right] \\ &\quad - \frac{1}{N} \sum_{i=1}^N \mathbb{E}_{p(\mathbf{x}) \prod_{j=1}^N p(\mathbf{c}_j)} \left[ \frac{e^{\psi(f(\mathbf{x}), g_+(\mathbf{c}_i))}}{\frac{1}{N} \sum_{j=1}^N e^{\psi(f(\mathbf{x}), g_-(\mathbf{c}_j))}} \right] \\ &= 1 + \log N - I_{\text{NCE}}^{\text{self-p}}(\mathbf{X}; C) - \mathbb{E}_{p(\mathbf{x}) \prod_{j=1}^N p(\mathbf{c}_j)} \left[ \frac{\sum_{i=1}^N e^{\psi(f(\mathbf{x}), g_+(\mathbf{c}_i))}}{\sum_{j=1}^N e^{\psi(f(\mathbf{x}), g_-(\mathbf{c}_j))}} \right], \end{aligned} \quad (22)$$

which concludes the proof of Proposition 2.1.  $\square$

## B.2 Proof of Proposition 3.3

*Proof.* Proof of optimal critic of SoftNCE leverages the optimal critic [36] of InfoNCE loss. Since SoftNCE only differs in intermediate projections in the critic of InfoNCE, which does not affect the optimality, the optimal critic satisfies that

$$\psi(f(\mathbf{x}), \bar{f}(\mathbf{c}))^* \propto \log \frac{p(\mathbf{c}|\mathbf{x})}{p(\mathbf{c})} + \alpha(\mathbf{x}). \quad (23)$$

Proof of the lower bound  $I(\mathbf{X}; C) \geq I_{\text{NCE}}^{\text{soft}}(\mathbf{X}; C) + \log N$ . Similar to the proof of Proposition 2.1, we start from the multi-sample version of  $I_{\text{NWJ}}(X; Y)$  [40]:

$$\begin{aligned} I(\mathbf{X}; C) &\geq I_{\text{NWJ}}(\mathbf{X}; C) \\ &= 1 + \mathbb{E}_{p(\mathbf{x}|\mathbf{c}_i) \prod_{j=1}^N p(\mathbf{c}_j)} \left[ \log \frac{e^{\psi(\mathbf{x}, \mathbf{c}_i)}}{a} \right] - \mathbb{E}_{p(\mathbf{x}) \prod_{j=1}^N p(\mathbf{c}_j)} \left[ \frac{e^{\psi(\mathbf{x}, \mathbf{c}_i)}}{a} \right]. \end{aligned} \quad (24)$$

Averaging  $I_{\text{NWJ}}(\mathbf{X}; C)$  over  $i \in [N]$ , rewriting  $\psi(\mathbf{x}, \mathbf{c}_i) = \psi(f(\mathbf{x}), \bar{f}(\mathbf{c}_i))$  and setting  $a = \frac{1}{N} \sum_{j=1}^N e^{\psi(f(\mathbf{x}), \bar{f}(\mathbf{c}_j))}$ , we obtain

$$\begin{aligned} I_{\text{NWJ}}(\mathbf{X}; C) &= 1 + \frac{1}{N} \sum_{i=1}^N \mathbb{E}_{p(\mathbf{x}|\mathbf{c}_i) \prod_{j=1}^N p(\mathbf{c}_j)} \left[ \log \frac{e^{\psi(f(\mathbf{x}), \bar{f}(\mathbf{c}_i))}}{\frac{1}{N} \sum_{j=1}^N e^{\psi(f(\mathbf{x}), \bar{f}(\mathbf{c}_j))}} \right] \\ &\quad - \frac{1}{N} \sum_{i=1}^N \mathbb{E}_{p(\mathbf{x}) \prod_{j=1}^N p(\mathbf{c}_j)} \left[ \frac{e^{\psi(f(\mathbf{x}), \bar{f}(\mathbf{c}_i))}}{\frac{1}{N} \sum_{j=1}^N e^{\psi(f(\mathbf{x}), \bar{f}(\mathbf{c}_j))}} \right] \\ &= \frac{1}{N} \sum_{i=1}^N \mathbb{E}_{p(\mathbf{x}|\mathbf{c}_i) \prod_{j=1}^N p(\mathbf{c}_j)} \left[ \log \frac{e^{\psi(f(\mathbf{x}), \bar{f}(\mathbf{c}_i))}}{\frac{1}{N} \sum_{j=1}^N e^{\psi(f(\mathbf{x}), \bar{f}(\mathbf{c}_j))}} \right] \\ &= \frac{1}{N} \sum_{i=1}^N \mathbb{E}_{p(\mathbf{x}|\mathbf{c}_i) \prod_{j=1}^N p(\mathbf{c}_j)} \left[ \log \frac{e^{\psi(f(\mathbf{x}), \bar{f}(\mathbf{c}_i))}}{\sum_{j=1}^N e^{\psi(f(\mathbf{x}), \bar{f}(\mathbf{c}_j))}} \right] + \log N \\ &= -I_{\text{NCE}}^{\text{soft}}(\mathbf{X}; C) + \log N. \end{aligned} \quad (25)$$

Substituting (25) into (24) gives

$$I(\mathbf{X}; C) \geq -I_{\text{NCE}}^{\text{soft}}(\mathbf{X}; C) + \log N. \quad (26)$$

With an optimal critic  $\psi(f(\mathbf{x}), \bar{f}(\mathbf{c}))^* = \log \frac{p(\mathbf{c}|\mathbf{x})}{p(\mathbf{c})}$ ,  $i$ -th SoftNCE for  $\mathbf{x}_i$  can be written as

$$I_{\text{NCE},i}^{\text{soft}}(\mathbf{X}; C) - \log N = -\mathbb{E}_{p(\mathbf{x}_i|\mathbf{c}_i) \prod_{j=1}^N p(\mathbf{c}_j)} \left[ \log \frac{\frac{p(\mathbf{c}_i|\mathbf{x}_i)}{p(\mathbf{c}_i)}}{\frac{1}{N} \sum_{j=1}^N \frac{p(\mathbf{c}_j|\mathbf{x}_i)}{p(\mathbf{c}_j)}} \right]. \quad (27)$$

Taking  $N \rightarrow \infty$ , due to the strong law of large numbers, it follows that

$$\begin{aligned} \log N - I_{\text{NCE},i}^{\text{soft}}(\mathbf{X}; C) &\stackrel{N \rightarrow \infty}{\rightarrow} \mathbb{E}_{p(\mathbf{x}_i, \mathbf{c}_i)} \left[ \log \frac{\frac{p(\mathbf{c}_i|\mathbf{x}_i)}{p(\mathbf{c}_i)}}{\mathbb{E}_{p(\mathbf{c})} \left[ \frac{p(\mathbf{c}|\mathbf{x}_i)}{p(\mathbf{c})} \right]} \right] \\ &= \mathbb{E}_{p(\mathbf{x}_i, \mathbf{c}_i)} \left[ \log \frac{p(\mathbf{c}_i|\mathbf{x}_i)}{p(\mathbf{c}_i)} \right] \\ &= I(\mathbf{X}; C). \end{aligned} \quad (28)$$

This concludes the proof of Proposition 3.3.  $\square$

## B.3 Proof of Proposition 3.4

*Proof.* According to [27, 29], the categorical labels can be decomposed into soft label (i.e., posterior probability  $p(\mathbf{c}|\mathbf{x})$ ) and some noise having zero-mean. Specifically, we can write that

$$\mathbb{1}\{C = \mathbf{c}\} = p(\mathbf{c}|\mathbf{z}) + \epsilon, \quad (29)$$

where  $\mathbb{E}[\epsilon] = 0$ . This model allows us to leverage results of non-parametric kernel estimator:

**Lemma B.1** (Corollary 4.3, [17]). *Assume that:*

1.  $\mathcal{D}$  consists of independent samples.
2. Kernel  $K$  has support  $[0, 1]$ , is strictly decreasing, and is Lipschitz continuous;
3.  $\exists \theta, \forall t \in [0, 1], -K'(t) > \theta > 0$ ;
4. Hölder condition: there exist  $C < \infty$  and  $\beta > 0$ , such that for all  $(\mathbf{u}, \mathbf{v}) \in \mathcal{S}^{d_z-1}$ ,  $|\text{NW}_h(\mathbf{c}|\mathbf{u}; \mathcal{D}) - \text{NW}_h(\mathbf{c}|\mathbf{v}; \mathcal{D})| \leq C d(\mathbf{u}, \mathbf{v})$ , where  $d$  is the metric used in the kernel;
5.  $\exists p \geq 2, \mathbb{E}[p(\mathbf{c}|\mathbf{z})]^p < \infty$ ;
6.  $\sup_{\mathbf{u}, \mathbf{v}} \mathbb{E}[|p(\mathbf{c}|\mathbf{u})p(\mathbf{c}|\mathbf{v})| | \mathbf{u}, \mathbf{v}] < \infty$ ;
7. There exists  $\kappa > 0$  such that  $\inf_{\mathbf{z} \in \mathcal{S}^{d_z-1}} p_{\mathbf{z}}(\mathbf{z}) \geq \kappa$ , where  $p_{\mathbf{z}} = \frac{dF_{\mathbf{z}}}{d\mu}$  is the Radon-Nikodym derivative of the distribution function  $F_{\mathbf{z}}$  with respect to the Lebesgue measure  $\mu$  on  $\mathcal{S}^{d_z-1}$ .

Then, it holds that

$$\sup_{\mathbf{z} \in \mathcal{S}^{d_z-1}} |p(\mathbf{c}|\mathbf{z}) - \text{NW}_h(\mathbf{c}|\mathbf{z}, \mathcal{D})| = O(h^\beta) + O\left(\sqrt{\frac{\ln N}{h^{d_z} N}}\right), a.s. \quad (30)$$

The assumption 1 holds as  $\mathcal{D}$  consists of i.i.d. samples. The NW estimator in (17) uses a kernel satisfying the assumption 2 and 3 in Lemme B.1. The assumption 5 is true since  $\mathbb{E}[p(\mathbf{c}|\mathbf{z})]^p \leq 1 < \infty$ . The assumption 6 also holds because  $\sup_{\mathbf{u}, \mathbf{v}} \mathbb{E}[|p(\mathbf{c}|\mathbf{u})p(\mathbf{c}|\mathbf{v})| | \mathbf{u}, \mathbf{v}] \leq 1 < \infty$ . Now, let us assume that the assumptions 4 and 7 are satisfied. Then, as  $N \rightarrow \infty$  and  $h \rightarrow 0$  with  $\sqrt{\frac{\ln N}{h^{d_z} N}} \rightarrow 0$ , it follows that

$$\text{NW}_h(\mathbf{c}|\mathbf{z}, \mathcal{D}) \xrightarrow{a.s.} p(\mathbf{c}|\mathbf{z}). \quad (31)$$

With (31) and the law of large numbers,  $\hat{f}$  in (18) converges as

$$\begin{aligned} \hat{f}(\mathbf{c}) &\rightarrow \frac{\mathbb{E}_{p(\mathbf{x})}[p(\mathbf{c}|f(\mathbf{x}))f(\mathbf{x})]}{\mathbb{E}_{p(\mathbf{x})}[p(\mathbf{c}|f(\mathbf{x}))]} \\ &= \bar{f}(\mathbf{c}). \end{aligned} \quad (32)$$

This concludes the proof of Proposition 3.4  $\square$

## C Definition

**Definition C.1** (MedSupCon). MedSupCon loss is defined as

$$I_{\text{NCE}}^{\text{softsup}} = \frac{1}{N} \sum_{i=1}^N \mathbb{E}_P \left[ -\log \frac{e^{\psi(f(\mathbf{x}_i), \bar{f}(\mathbf{c}_i))}}{\sum_{j=1}^N e^{\psi(f(\mathbf{x}_i), f(\mathbf{x}_j))}} \right] + \mathbb{E}_Q \left[ \frac{\sum_{k=1}^N e^{\psi(f(\mathbf{x}), \bar{f}(\mathbf{c}_k))}}{\sum_{k=1}^N e^{\psi(f(\mathbf{x}), f(\mathbf{x}_k))}} \right], \quad (33)$$

where  $\bar{f}(\mathbf{c}) = \mathbb{E}[f(\mathbf{X})|C = \mathbf{c}]$ .

**Definition C.2** (MedNCE). MedNCE loss is defined as

$$I_{\text{NCE}}^{\text{soft}} = \frac{1}{N} \sum_{i=1}^N \mathbb{E}_P \left[ -\log \frac{e^{\psi(f(\mathbf{x}_i), \bar{f}(\mathbf{c}_i))}}{\sum_{j=1}^N e^{\psi(f(\mathbf{x}_i), \bar{f}(\mathbf{c}_j))}} \right], \quad (34)$$

where  $\bar{f}(\mathbf{c}) = \mathbb{E}[f(\mathbf{X})|C = \mathbf{c}]$ .

Table 4: Performance on the CIFAR-10 dataset with noisy features. Each image (with pixel value from 0 to 255) is corrupted by adding Gaussian noise with zero mean and 70 standard deviation. We report top-1 accuracy. **Boldface** indicates the best accuracy for each category.

CATEGORY	METHOD	CIFAR-10 WITH NOISY IMAGE
CE	CE	68.28
	SCE [48]	<b>70.17</b>
SSCL	SIMCLR [7]	<b>41.01</b>
	RINCE (SSCL) [9]	37.50
SUPCL	SUPCON [32]	56.53
	SYMNCE [15]	59.03
	RINCE (SUPCL) [9]	40.33
	PROJNCE	57.29
	SOFTNCE	57.02
	SOFTSUPCON	55.85
	MEDNCE	57.72
	MEDSUPCON	<b>59.14</b>
HYBRID	JOINTTRAINING [13] WITH SUPCON	53.23
	JOINTTRAINING [13] WITH PROJNCE	<b>54.26</b>

## D Experiments

In most experiments, we utilize ResNet-18 [23] as an encoder, and linear layer without activation function for classifier. For training the encoder, we use AdamW [35] optimizer, and we set the hyper-parameters as follows: 256 batch size (512 for the experiment on Food101 dataset), 500 total training epochs, 0.05 learning rate,  $10^{-4}$  weight decay, and 0.07 temperature parameter for all loss functions. We follow the similar augmentation and contrastive learning setting as in [32], which uses SimCLR [7]. For the training of classifier, we employ linear classifier without activation function. Total training epoch for the classifier is 100.

### D.1 Maximizing mutual information

We compare SupCon, ProjNCE, SoftNCE, and SoftSupCon by examining the mutual information between the learned embeddings and the class label. Since computing mutual information requires knowledge of the underlying distribution, which is in general unknown, we instead estimate it using the Mixed KSG estimator [18], which can handle continuous and discrete mixture distributions.

**Experiment detail.** For the mutual information comparison in Figure 3(a), we use a synthetic dataset where the  $d_x$ -dimensional input feature  $X \sim P_X$  and the corresponding scalar label  $C \sim P_C$  follow a mixture of Gaussians:

$$P_{X|C} = \begin{cases} \mathcal{N}(\mathbf{1}, \sigma^2 I) & \text{if } C = 1, \\ \mathcal{N}(-\mathbf{1}, \sigma^2 I) & \text{if } C = 0, \end{cases} \quad (35)$$

and Bernoulli distribution  $P_C = \text{Ber}(\frac{1}{2})$ . Here,  $\mathbf{1}$  is the all-one vector of length  $d_x$ ,  $I$  is the  $d_x \times d_x$  identity matrix. We set  $d_x = 5$ ,  $\sigma = 1$ , and train an MLP encoder  $f$  with two hidden layers of 16 neurons each, producing a 2-dimensional embedding. We use a batch size of 256 and a temperature of 0.07 for all loss functions. For the loss functions requiring kernel, we use  $K(t) = 1 - t^2$ ,  $h = 0.6$ , and  $d(x, y) = |x - y|$  as discussed in Section 4.1.

For the comparison in Figure 3(b), we generate a synthetic dataset using a Gaussian Mixture Model (GMM) [4] with 32 Gaussian components corresponding to class labels. The input feature vector  $\mathbf{X} \in \mathbb{R}^8$  is obtained through a random projection of the latent variable  $\mathbf{Z} \in \mathbb{R}^4$ , where  $\mathbf{Z} \sim \sum_{i=1}^{32} \pi_i \mathcal{N}(\mu_i, K_i)$  with uniform prior probabilities  $\pi_i = \frac{1}{32}$  for all  $i$ . The mean vectors  $\mu_i$  and covariance matrices  $K_i$  are randomly sampled.

We set the dataset size to 12,800 samples, use a batch size of 128, and employ the AdamW optimizer with a learning rate of  $10^{-2}$ . The encoder is a Multi-Layer Perceptron (MLP) with ReLU activations,



consisting of an input layer of size 8, two hidden layers each with 32 neurons, and an output layer of size 4.

Encoders are trained using each method (SupCon, ProjNCE, SoftNCE, and SoftSupCon) under the same settings as the binary case for a total of 200 epochs. After training, we evaluate the mutual information between the learned embeddings and the class labels using the Mixed KSG estimator [18].

## D.2 Classification with Noisy Features

In addition to the noisy-label experiments, we assess robustness to noisy features by corrupting the CIFAR-10 dataset with additive Gaussian noise (zero mean, standard deviation 70) applied to each pixel value in the range 0–255.

Table 4 reports top-1 accuracy for each method, including cross-entropy (CE)-based robust baselines (SCE [48]), SupCon-based robust baselines (RINCE [9], SymNCE [15]), and JointTraining [13]. Under noisy features, CE-based methods achieve the highest accuracy. In contrast to the noisy-label results in Table 3, SupCon-based approaches outperform self-supervised contrastive learning methods, since SSCL relies solely on feature similarity without label information. Among SupCon variants, MedSupCon attains the best performance, surpassing both SymNCE and RINCE. Furthermore, replacing SupCon with ProjNCE in the JointTraining framework yields additional gains. Overall, the ProjNCE family consistently outperforms SupCon-based methods, indicating that ProjNCE provides a more effective foundation for robust contrastive learning.