

---

# LPO: Towards Accurate GUI Agent Interaction via Location Preference Optimization

---

Jiaqi Tang<sup>1\*</sup> Yu Xia<sup>2\*</sup> Yi-Feng Wu<sup>2\*</sup> Yuwei Hu<sup>2\*</sup> Yuhui Chen<sup>2</sup> Qing-Guo Chen<sup>2</sup>  
Xiaogang Xu<sup>3</sup> Xiangyu Wu<sup>4</sup> Hao Lu<sup>1</sup> Yanqing Ma<sup>2</sup> Shiyin Lu<sup>2</sup> Qifeng Chen<sup>1†</sup>  
<sup>1</sup>The Hong Kong University of Science and Technology <sup>2</sup>Alibaba Group  
<sup>3</sup>The Chinese University of Hong Kong <sup>4</sup>Nanjing University of Science and Technology

## Abstract

The advent of autonomous agents is transforming interactions with Graphical User Interfaces (GUIs) by employing natural language as a powerful intermediary. Despite the predominance of Supervised Fine-Tuning (SFT) methods in current GUI agents for achieving spatial localization, these methods face substantial challenges due to their limited capacity to accurately perceive positional data. Existing strategies, such as reinforcement learning, often fail to assess positional accuracy effectively, thereby restricting their utility. In response, we introduce **Location Preference Optimization (LPO)**, a novel approach that leverages locational data to optimize interaction preferences. **LPO** uses information entropy to predict interaction positions by focusing on zones rich in information. Besides, it further introduces a dynamic location reward function based on physical distance, reflecting the varying importance of interaction positions. Supported by Group Relative Preference Optimization (GRPO), **LPO** facilitates an extensive exploration of GUI environments and significantly enhances interaction precision. Comprehensive experiments demonstrate **LPO**'s superior performance, achieving SOTA results across both offline benchmarks and real-world online evaluations. Our code will be made publicly available soon, at <https://github.com/AIDC-AI/LPO>.

## 1 Introduction

*“The measure of intelligence is the ability to change.” — Albert Einstein*

The advent of autonomous agents has profoundly altered strategies for Graphical User Interface (GUI) interactions [26, 11, 21]. By utilizing natural language as an intermediary [8], these agents minimize labor and time costs associated with manual GUI operations, thus leading to their growing prevalence in recent times [26].

Most GUI agents rely heavily on Supervised Fine-Tuning (SFT) during the training process [8, 3, 2, 7]. However, SFT often encounters significant challenges in spatial localization due to its limited capability to perceive and interpret positional data [18]. This shortcoming impairs precise interactions within the GUI, highlighting the fundamental challenge of improving the accuracy of such interactions.

Despite some strategies [18, 23, 16, 28, 13] attempting to utilize Reinforcement Learning (RL) to enhance the accuracy of UI action decisions, these methods often lack a mechanism for accurately assessing interactions' positional accuracy. As a result, their ability to improve interaction accuracy is limited (as illustrated in Figure 1 (a) & (b) & (c)). Additionally, some methods like UI-TARS [18] rely heavily on manually constructing positive and negative actions for direct preference optimization,

---

\*Equal contribution

†Corresponding author: [cqf@ust.hk](mailto:cqf@ust.hk)

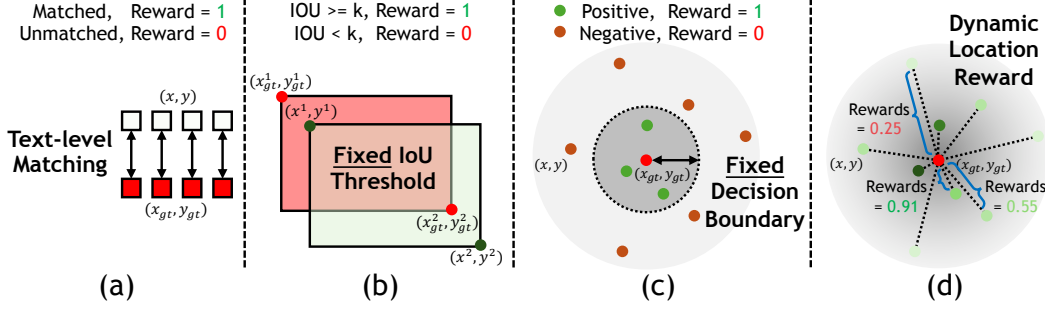


Figure 1: Motivation of dynamic location reward. (a) UITARS [18] uses direct text-level matching; (b) UI-R1 [16], InfiGUI-R1 [13] and RUIG [28] employ bounding boxes for interaction preferences; (c) GUI-R1 [23] relies on fixed positional boundaries. (d) Our *dynamic location reward* offers a more precise positional representation, addressing the limitations of previous methods.

thereby becoming highly dependent on data construction. Consequently, these methods fail to fully resolve the issue of precise spatial localization during GUI interactions.

To align precise GUI interaction, we introduce **Location Preference Optimization (LPO)**, an innovative approach that leverages locational data for optimizing accurate interaction preferences. Specifically, drawing inspiration from the tendency of users to interact more frequently in zones with higher information density, we divide the interface into distinct windows and employ their information entropy to build a reward for preliminarily forecasting interaction positions (see Section 4.1). Subsequently, to offer a more nuanced representation of the varying significance of interaction positions, we incorporate physical distance to develop a dynamic location reward function (see Section 4.2 and Figure 1 (d)). Finally, by integrating these rewards, we implement **LPO**, inspired by Group Relative Preference Optimization (GRPO) [19]. This methodology enables a more comprehensive exploration of expansive GUI environments, guiding the agent to optimize preferences that correspond to precise interaction capabilities (see Section 4.3).

Our experimental results comprehensively demonstrate that **LPO** significantly enhances the interaction capabilities of GUI agents, achieving state-of-the-art (SOTA) performance compared to other preference optimization strategies. This improvement is evident in offline benchmarks, both in GUI Interaction (Multimodal Mind2Web [4]) and Grounding (VisualWebBench [12] and Screenshot V2 [22]). Furthermore, our approach also exhibits superior performance in real-world scenarios during online evaluations (WebVoyager [7]).

Our contributions can be summarized as follows:

- We design a window-based reward for predicting interaction positions, utilizing information entropy to facilitate preliminary forecasting of these locations within the GUI.
- We introduce a dynamic location reward that integrates physical distance, offering a precise representation of the varying importance associated with different interaction positions.
- Extensive experiments demonstrate that **LPO** achieves SOTA performance in GUI interaction and grounding, outperforming other baselines in both offline benchmarks and online GUI environments.

## 2 Related Work

**GUI Agent Interaction** The development of Multimodal Large Language Models (MLLMs) has recently empowered users to create GUI Agents capable of automating interactions with user interfaces to meet specific user demands [15, 18, 8]. Nevertheless, determining the optimal strategy for facilitating accurate interaction between agents and GUIs remains a significant challenge.

Early approaches utilizing Set-of-Mark (SoM) identified candidate buttons and click locations on graphical interfaces [24]. Despite their functionality, these methods limited decision space and were prone to missed or false detections, causing interaction inaccuracies. Besides, some solutions attempted to interact directly through raw source code (e.g., HTML, APIs) [5, 17], but these

approaches lack intuitive visual grounding, hindering natural graphical interface interaction. Most recently, the interaction mode has shifted focus to vision-based strategies, allowing agents to use visual inputs and text outputs for GUI operations [8]. This approach bypasses earlier constraints by letting agents analyze interface regions freely and align with visual elements intuitively.

Despite these improvements, precise interaction through agent reasoning alone remains a challenge. To address this, our work introduces a location-aware preference optimization approach designed to enhance high-precision GUI interactions.

**GUI Agent Grounding** The accurate grounding ability of GUI agents, based on visual perception, is crucial for precise interaction. Recently, methods such as those by Gou et al. [6] and Cheng et al. [2] have attempted to learn GUI grounding capabilities directly through Supervised Fine-Tuning (SFT). However, this process often involves challenges related to data format alignment and unclear physical information, making it difficult to achieve more precise localization performance.

In this paper, to enhance the interactive capabilities of GUIs, we explore the use of reinforcement learning to focus the model on exploring the GUI grounding space without interference from other learning processes. We propose a reward mechanism to describe the physical positioning of GUI grounding.

**Preference Optimization in GUI Agents** Recently, various preference optimization strategies have emerged as significant tools in GUI Agents. Qin et al. [18] introduced Direct Preference Optimization (DPO) using positive and negative samples from interaction paths to amend erroneous interactions. However, this requires manual construction of sample pairs, which can be labor-intensive and limiting. Xia et al. [23] and Lu et al. [16] developed Rule-based Preference Optimization to assess the accuracy of predicted interaction actions. In contrast, Zhang et al. [28] and Liu et al. [13] employed bounding box positions with fixed threshold constraints to differentiate positive and negative examples. Despite their effectiveness in evaluating interaction accuracy, these approaches commonly rely on static decision boundaries, which offer only coarse evaluations of spatial relationships, leading to imprecise interaction localization.

To address these limitations, we propose Location Preference Optimization (**LPO**), which employs dynamic distance rewards. By directly utilizing positional distance, this approach allows for more precise assessments of interaction relationships across varying locations, enhancing the precision of GUI engagements.

### 3 Problem Formulation

The interaction of a GUI Agent can be effectively modeled using the Markov Decision Process (MDP), where the agent perceives and reacts to user inputs to make sequential decisions, as shown in Eq. 1,

$$\mathbf{P}(\langle s_t, a_t \rangle \mid \{\langle s_i, a_i \rangle\}_{i=1}^{t-1}, \mathcal{I}), \quad (1)$$

where  $\mathbf{P}(\cdot)$  represents the likelihood of reaching the state-action pair  $(\langle s_n, a_n \rangle)$  given the preceding sequence  $(\{\langle s_i, a_i \rangle\}_{i=1}^{t-1})$  and instruction  $(\mathcal{I})$ .

The state,  $s_t \in \mathbb{R}^{C \times H \times W}$  is represented as an RGB image, capturing the current interface’s visual content. The action  $a_t$  consists of the tuple  $(\mathcal{A}_t \times \mathcal{E}_t)$ , detailing the agent’s strategy. Here,  $\mathcal{A}_t$  refers to the interaction action type, such as `click`, `drag`, and `scroll`;  $\mathcal{E}_t$  specifies the operation coordinates, which can be a group of points  $\{(x^k, y^k)\}_{k=0}^K$ , such as bounding box  $(x^0, y^0, x^1, y^1)$  or single point  $(x^0, y^0)$ .

**Optimization Goal** To enable precise control, our expectation is to maximize the rewards obtained by the GUI agent in the environment at each transition. Therefore, our optimization objective is formulated as Eq. 2,

$$\max_{\theta} \mathbb{E}_{\pi_{\theta}(a_t|s_t)} [\mathbf{R}(\langle s_t, a_t \rangle)], \quad (2)$$

where  $\pi_{\theta}(a_t|s_t)$  is the probability of selecting action  $a$  given state  $s$ , and  $\mathbf{R}(\cdot)$  is the reward obtained from action  $a_t$  in state  $s_t$ .




Figure 2: Example of  $r_w$ . Green zones indicate high interaction likelihood due to rich information, earning greater rewards. In contrast, red zones, like blank areas, have lower interaction probability and rewards. Key interactive areas, such as login, search, and editing zones, align with user interaction tendencies.

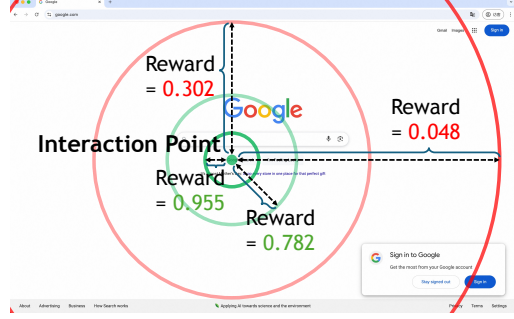


Figure 3: Example of  $r_d$ . When users need to interact at a point located on the search button, the reward increases as the generated interaction point gets closer to this target point, while it decreases as the point moves further away. This highlights the importance of precision in interaction positioning.

However, constructing a reasonable reward function remains an important challenge, especially when it is critical that the operation coordinates  $\mathcal{E}$  are close in distance. This proximity ensures precise spatial interactions within the GUI, which is essential for achieving optimal performance.

## 4 Methodology

To achieve more precise GUI interactions, although previous approaches [16, 23, 13] have utilized physical rewards based on interaction space (e.g., IoU or fixed decision boundary), the assessment of rewards for positions remains imprecise (as discussed in Section 2).

**Overview** In this paper, we propose **Location Preference Optimization (LPO)**, a novel approach that precisely leverages accurate locational data for preference optimization. **Firstly**, considering that users are more inclined to interact in zones with higher information densities, we segment the interface into distinct windows and utilize their information entropy for a preliminary forecast of interaction positions (Section 4.1). **Secondly**, to provide a finer representation of varying importance across interaction positions, we utilize physical distance to construct a location-based reward metric (Section 4.2). **Lastly**, by amalgamating these rewards, we introduce **LPO**, grounded in the Group Relative Preference Optimization (GRPO) [19]. This approach facilitates a more broader exploration of expansive GUI spaces and directs the agent to optimize towards preferences aligned with precise interaction capabilities (Section 4.3).

### 4.1 Window-based Information Density Reward

In GUI interaction tasks, an agent iteratively observes the current visual state  $s_t \in \mathbb{R}^{C \times H \times W}$ , executes an action  $a_t \in (\mathcal{A}_t \times \mathcal{E}_t)$ , and transitions to the subsequent state  $s_{t+1}$  following the trajectory  $s_t \rightarrow a_t \rightarrow s_{t+1}$ . Visual states exhibit *heterogeneous information density* across spatial regions, where functional elements (e.g., buttons, text fields) predominantly occupy high-density zones. To enhance the precision of the agent’s interactions within these critical regions, we propose a reward mechanism designed to incentivize actions targeting these zones.

**Adaptive Window Partition** Firstly, we divide  $s_t$  into  $K = M \times N$  non-overlapping rectangular windows using a grid resolution of  $M$  rows and  $N$  columns, as Eq. 3,

$$\mathbf{W}_{i,j} = s_t \left[ :, \frac{(i-1)H}{M} : \frac{iH}{M}, \frac{(j-1)W}{N} : \frac{jW}{N} \right], \quad \forall i \in \{1, \dots, M\}, j \in \{1, \dots, N\}, \quad (3)$$

where  $\mathbf{W}_{i,j}$  denotes the window at grid position  $(i, j)$ . To ensure consistent visual perceptual capacity across the windows in one image, we empirically maintain  $M$  and  $N$  to match the same settings used by multi-modal large language models.

**Window-wise Entropy Computation** For each window  $\mathbf{W}_{i,j}$ , we compute its information entropy  $\mathcal{H}_{i,j}$  based on the distribution of pixel intensities. Let  $p_b(\mathbf{W}_{i,j})$  denote the normalized histogram probability for pixel intensities within bin  $b$ . The entropy is calculated as Eq. 4,

$$\mathcal{H}_{i,j} = - \sum_{b=1}^B p_b(\mathbf{W}_{i,j}) \log_2 p_b(\mathbf{W}_{i,j}), \quad (4)$$

where  $B$  is the total number of bins in the histogram. This entropy measure quantifies the amount of information or uncertainty present in the window's pixel intensity distribution across all grid positions  $(i, j)$ .

**Reward Formulation** Finally, we map interaction coordinates  $(x, y)$  from action  $a_t$  to their containing window  $\mathbf{W}_{i^*, j^*}$  and normalized entropy values to assign rewards, as Eq. 5,

$$r_w = \frac{\mathcal{H}_{i^*, j^*}}{\max_{i,j} \mathcal{H}_{i,j} + \epsilon}, \quad \text{where } \begin{cases} i^* = \lceil \frac{y}{H/M} \rceil \\ j^* = \lceil \frac{x}{W/N} \rceil \end{cases}, \quad (5)$$

with  $\epsilon = 1e - 6$  ensuring numerical stability for low-entropy states.

This reward function directs agents to engage with information-rich GUI elements, like buttons and texts, enhancing interaction accuracy by focusing on zones with higher entropy.

## 4.2 Dynamic Location Reward

To improve both the accuracy of action types and the precision of operation coordinates  $(\mathcal{A}_t \times \mathcal{E}_t)$  in GUI interactions, where  $\mathcal{E}_t$  defines operation coordinates as a set of points  $\{(x^k, y^k)\}_{k=0}^K$ , we implement a reward based on physical location. This approach directly incentivizes the agent to perform actions that are spatially accurate, aiming for effective interaction execution.

**Per-Point Reward Formulation** Initially, we calculate the Euclidean distance between each executed coordinate  $(x^{*k}, y^{*k})$  in the agent's action set and the corresponding target coordinates  $(x^k, y^k)$  in this step. For each pair, we derive a precision reward, as Eq. 6,

$$r_k = \max \left( 0, 1 - \frac{\sqrt{(x^k - x^{*k})^2 + (y^k - y^{*k})^2}}{d_{max}} \right), \quad \forall k \in \{1, \dots, K\}, \quad (6)$$

where  $d_{max}$  represents the maximum allowable distance used for scaling the reward, set at 1000.

**Action-Type Constrained Averaging** Subsequently, rewards from individual points are aggregated only when the action type executed by the agent matches the ground truth, as Eq. 7,

$$r_d = \begin{cases} \frac{1}{K} \sum_{k=1}^K r_k, & \text{if } \mathcal{A}_t = \mathcal{A}^* \\ 0, & \text{otherwise} \end{cases}, \quad (7)$$

where  $\mathcal{A}^*$  is each output action type.

With this reward, agents are strongly encouraged to align their actions with both spatial accuracy across multiple coordinates and the correct action type, thereby fostering efficient and precise GUI interactions.

## 4.3 Location Preference Optimization

To explore a broader space in GUI, based on GRPO [19], we leverage our location-based reward functions to measure relative location advantages. Our advantage definition is formulated as in Eq. 8,

$$A^{(g)} = \frac{r^{(g)} - \text{mean}(\sum_{g=1}^G r^{(g)})}{\text{std}(\sum_{g=1}^G r^{(g)})}, \quad r^{(g)} = r_w^{(g)} \times r_d^{(g)}, \quad (8)$$

where  $r_w^{(g)}$  and  $r_d^{(g)}$  represent the rewards in  $g$ -times exploitation, and  $G$  is the group size.  $A^{(g)}$  is the advantage that emphasizes relative position comparison.

After we obtain  $A^{(g)}$ , we propose the Location Preference Optimization (**LPO**). The policy is updated by maximizing the following objective function as shown in Eq. 9,

$$\mathcal{J}_{\text{LPO}}(\theta) = \mathbb{E}_{\{a_g\}_{g=1}^G \sim \pi_{\theta_{\text{old}}}} \left[ \min \left( \underbrace{\frac{\pi_{\theta}(a_t|s_t)}{\pi_{\theta_{\text{old}}}(a_t|s_t)}}_{\text{Importance Ratio}} A^{(g)}, \text{clip} \left( \frac{\pi_{\theta}(a_t|s_t)}{\pi_{\theta_{\text{old}}}(a_t|s_t)}, 1 - \epsilon_1, 1 + \epsilon_2 \right) A^{(g)} \right) - \underbrace{\beta \mathbb{D}_{\text{KL}}(\pi_{\theta} \parallel \pi_{\text{ref}})}_{\text{KL Regularization}} \right], \quad (9)$$

$$\mathbb{D}_{\text{KL}}(\pi_{\theta} \parallel \pi_{\text{ref}}) = \frac{\pi_{\text{ref}}(a_t|s_t)}{\pi_{\theta}(a_t|s_t)} - \log \frac{\pi_{\text{ref}}(a_t|s_t)}{\pi_{\theta}(a_t|s_t)} - 1, \quad (10)$$

where  $\epsilon_1$ ,  $\epsilon_2$ , and  $\beta$  are hyperparameters, and  $\pi_{\theta}$  is the policy model to be optimized. For each state  $s_t$ , we sample a group of actions  $\{a_g\}_{g=1}^G$  from the old policy  $\pi_{\theta_{\text{old}}}$ . The Kullback–Leibler divergence regulation  $\mathbb{D}_{\text{KL}}(\cdot)$  controls deviation from the reference model  $\pi_{\text{ref}}$ .

With this optimization, the GUI Agent’s interaction strategy evolves towards more accurate spatial positioning, thereby enhancing its interaction capabilities.

## 5 Experiments

This section details the current experimental setup, including the training framework, data, and the baselines used for testing (Section 5.1). Subsequently, we conduct a comprehensive evaluation of our proposed preference optimization method using both offline and online benchmarks (Section 5.2 and Section 5.3). Finally, we validate the effectiveness of our proposed reward function through ablation studies (Section 5.4).

### 5.1 Experimental Setup

**Training** Our agent is built upon the foundation model, Ovis2 8B [14]. During the SFT phase, we employ multiple inner datasets to equip the base model with GUI interaction capabilities. In the RL phase, we employ preference datasets from MMind2Web [3], AITZ [27], Omniaet [9], OS-Genesis [20], Mug [10], and GUICourse [1] to optimize towards more accurate GUI interaction.

**Baselines** To ensure a fair evaluation, we compare various preference optimization strategies using a single foundation model. Specifically, we select reward functions from UI-R1 [16] ( $R_{UI\_R1}$ ), GUI-R1 [23] ( $R_{GUI\_R1}$ ), and InfiGUI-R1 [13] ( $R_{InfiGUI\_R1}$ ) as our baselines, each employing distinct preference optimization strategies, as illustrated in Figure 1.

**Computational Resources** During the preference optimization, the training process lasted approximately 300 GPU hours, under the standard of the NVIDIA H100 GPU \*.

**Hyperparameter Settings** Following empirical insights from GRPO [19] and DAPO [25], we set the learning rate to  $1 \times 10^{-6}$  with a constant learning rate scheduler. Additionally, the lower clip range ( $\epsilon_1$ ) is 0.2, while the upper clip range ( $\epsilon_2$ ) is 0.28. The KL regularization hyperparameter ( $\beta$ ) is adjusted to  $1 \times 10^{-4}$ .

### 5.2 Offline Evaluation

**GUI Interaction** We utilized the Multimodal Mind2Web [4] benchmark to assess the agent’s GUI interaction capabilities. This benchmark is specifically designed to create and evaluate agents’ capability to execute arbitrary tasks across various web environments.

As shown in Table 1, our preference optimization strategy, **LPO**, significantly outperforms existing models by optimizing GUI interactions through a comprehensive preference optimization approach. **LPO** achieves the highest scores in most metrics across Cross-Task, Cross-Website, and Cross-Domain evaluations. This holistic enhancement underscores **LPO**’s ability to effectively align locational preferences, resulting in more precise and efficient GUI task execution.

\*<https://www.nvidia.com/en-sg/data-center/h100/>



Table 1: Performance of GUI interaction on Multimodal Mind2Web [4]. We report Element Accuracy (Ele.Acc), Operation F1 (Op.F1) and Step Success Rate (Step SR). The best model is **in-bold**, and the second best is underlined.

Method	Cross-Task ( $\uparrow$ )			Cross-Website ( $\uparrow$ )			Cross-Domain ( $\uparrow$ )		
	Ele.Acc	Op.F1	Step SR	Ele.Acc	Op.F1	Step SR	Ele.Acc	Op.F1	Step SR
<b>After Supervised Fine-Tuning</b>									
Base Modal	60.3	57.4	38.2	60.7	56.9	38.4	63.8	58.5	40.7
<b>After Preference Optimization</b>									
+ $R_{UI\_R1}$ [16]	59.5	34.5	24.9	56.5	31.5	22.1	61.6	37.2	27.1
+ $R_{GUI\_R1}$ [23]	62.5	<u>71.6</u>	<u>46.6</u>	61.2	<u>67.6</u>	<u>43.5</u>	65.0	<u>71.1</u>	<u>47.9</u>
+ $R_{InfiGUI\_R1}$ [13]	<u>62.6</u>	51.3	35.8	<u>62.2</u>	49.5	34.4	<u>65.1</u>	53.1	40.0
+ <b>LPO</b> (Ours)	<b>64.3</b>	<b>76.7</b>	<b>49.5</b>	<b>64.4</b>	<b>74.4</b>	<b>46.4</b>	<b>65.2</b>	<b>74.8</b>	<b>49.6</b>

Table 2: Performance of GUI grounding on VisualWebBench [12]. ROUGE-L is used to measure the quality of the generated responses. WebQA is reported by style F1. For other multiple-choice tasks, we report accuracy. The best model is **in-bold**, and the second best is underlined.

Method	Website ( $\uparrow$ )			Element ( $\uparrow$ )		Action ( $\uparrow$ )		Average
	Caption	WebQA	HeadOCR	OCR	Ground	Prediction	Ground	
After Supervised Fine-Tuning								
Base Model	23.8	77.9	<u>69.3</u>	96.4	96.3	96.0	91.2	78.7
After Preference Optimization								
+ $R_{UI\_R1}$ [16]	23.2	78.0	69.2	96.5	<u>96.8</u>	96.0	91.2	78.7
+ $R_{GUI\_R1}$ [23]	<u>24.2</u>	<b>78.8</b>	<u>69.3</u>	<u>96.6</u>	<u>96.8</u>	96.4	<u>91.6</u>	<u>78.8</u>
+ $R_{InfiGUI\_R1}$ [13]	23.7	75.9	69.2	96.3	<u>96.8</u>	<u>96.7</u>	<b>91.7</b>	78.5
+ <b>LPO</b> (Ours)	<b>25.3</b>	<u>78.4</u>	<b>70.3</b>	<b>96.8</b>	<b>97.0</b>	<b>97.1</b>	<b>91.7</b>	<b>79.5</b>

**GUI Grounding** To further evaluate the precise interaction capabilities of agents, we conduct evaluations to determine the effectiveness of preference optimization strategies on enhancing GUI grounding abilities. We employed VisualWebBench [12] and Screenshot V2 [22] as benchmarks, providing a broad spectrum of platforms to assess the capacity of GUI agents to accurately ground interaction locations.

VisualWebBench [12] offers a comprehensive evaluation framework by providing grounding-related tasks in website, element, and action. As shown in Table 2, our experimental results on this benchmark demonstrate that **LPO** consistently achieves SOTA performance and robustness across diverse environments. While GUI-R1 [23] shows enhanced WebQA performance, its effectiveness is restricted to particular scenarios and does not improve GUI grounding capabilities across multiple tasks substantially. In contrast, **LPO** shows clear superiority across various metrics, underscoring its robustness and SOTA performance in GUI grounding.

ScreenSpot V2 [22] provides a benchmark to directly locate text or icons/widgets across different device scenarios, including mobile, desktop, and web environments. As shown in Table 3, our experimental results indicate that **LPO** significantly and comprehensively enhances the visual localization capabilities of the base model across various terminal environments. While GUI-R1 [23] and InfiGUI-R1 [13] outperform **LPO** in a few specific tasks, their overall cross-scenario compatibility is considerably lower, resulting in overall performance that is only comparable to or slightly worse than the base model. In contrast, **LPO** improves upon the base model’s performance and achieves SOTA overall results compared to other baselines.

### 5.3 Online Evaluation

To thoroughly assess the applicability of our preference optimization strategy in real-world scenarios, we conducted online evaluations to directly measure the performance of the GUI Agent in dynamic online environments.

Table 3: Performance of GUI grounding on ScreenSpot V2 [22]. We report grounding accuracy in this table, determining correctness by whether a prediction falls within the ground truth bounding box. The best model is **in-bold**, and the second best is underlined.

Method	Mobile ( $\uparrow$ )		Desktop ( $\uparrow$ )		Web ( $\uparrow$ )		Average
	Text	Icon/Widget	Text	Icon/Widget	Text	Icon/Widget	
After Supervised Fine-Tuning							
Base Model	<u>97.9</u>	<u>80.0</u>	94.8	<b>86.4</b>	93.5	<u>84.2</u>	<u>89.5</u>
After Preference Optimization							
+ $R_{UI\_R1}$ [16]	97.5	77.7	93.8	82.1	<u>94.0</u>	<u>84.2</u>	88.2
+ $R_{GUI\_R1}$ [23]	97.5	77.7	94.8	84.2	93.5	<b>84.7</b>	88.7
+ $R_{InfiGUI\_R1}$ [13]	<b>98.2</b>	<u>80.0</u>	<u>95.3</u>	<u>86.0</u>	93.5	83.2	<u>89.5</u>
+ <b>LPO</b> (Ours)	<u>97.9</u>	<b>82.9</b>	<b>95.9</b>	<b>86.4</b>	<b>95.6</b>	<u>84.2</u>	<b>90.5</b>

Table 4: Performance of online evaluation on WebVoyager [7]. We report the Task Success Rate in the table. The best model is **in-bold**, and the second best is underlined.

	Amazon	Apple	ArXiv	BBC News	Coursera
<b>After Supervised Fine-Tuning</b>					
Base Model	<u>40.0</u>	<u>58.1</u>	53.4	38.0	54.7
<b>After Preference Optimization</b>					
+ $R_{UI\_R1}$ [16]	12.2	41.8	51.1	30.9	45.2
+ $R_{GUI\_R1}$ [23]	35.0	37.2	27.9	33.3	<u>57.1</u>
+ $R_{InfiGUI\_R1}$ [13]	<b>51.2</b>	51.1	<u>55.8</u>	<b>59.5</b>	<u>69.0</u>
+ <b>LPO</b> (Ours)	<b>51.2</b>	<b>60.5</b>	<b>64.3</b>	<u>54.7</u>	<b>71.4</b>
	Github	Huggingface	Wolfram Alpha	ESPN	Overall
<b>After Supervised Fine-Tuning</b>					
Base Model	<b>65.8</b>	33.3	56.5	<b>41.8</b>	48.0
<b>After Preference Optimization</b>					
+ $R_{UI\_R1}$ [16]	<u>58.3</u>	<b>51.1</b>	63.0	27.9	47.3
+ $R_{GUI\_R1}$ [23]	50.0	35.0	56.5	15.9	37.5
+ $R_{InfiGUI\_R1}$ [13]	53.6	43.6	<b>65.9</b>	<b>41.8</b>	<u>54.1</u>
+ <b>LPO</b> (Ours)	56.1	<u>47.5</u>	<u>57.5</u>	<u>38.6</u>	<b>57.6</b>

We utilized WebVoyager [7] as our benchmark, performing online evaluations on nine accessible websites: Amazon, Apple, Arxiv, BBC News, Coursera, GitHub, Hugging Face, Wolfram Alpha, and ESPN. Other websites were unavailable due to network issues (Google Search and Google Map), timeliness (Booking, Google Flights), and anti-scraping measures (Allrecipes, Cambridge Dictionary).

As shown in the Table 4, our preference optimization strategy enhances the interaction accuracy of GUI Agents in online environment. Although accuracy slight decreasing on a few websites, our strategy achieved SOTA accuracy overall. In contrast, other baselines lack precision measure in position and, despite improvements on certain websites, fail to achieve high performance overall.

#### 5.4 Ablation Study

We conduct ablation experiments on our two rewards proposed in this paper and analyze their impact on the overall performance in Table 5 w/o  $r_d$  and w/o  $r_w$ .



Table 5: Performance of ablation study on Multimodal Mind2Web [4]. The best model is **in-bold**, and the second best is underlined.

Method	Cross-Task ( $\uparrow$ )			Cross-Website ( $\uparrow$ )			Cross-Domain ( $\uparrow$ )		
	Ele.Acc	Op.F1	Step SR	Ele.Acc	Op.F1	Step SR	Ele.Acc	Op.F1	Step SR
<b>After Supervised Fine-Tuning</b>									
Base Modal	60.3	57.4	38.2	60.7	56.9	38.4	63.8	58.5	40.7
<b>After Preference Optimization</b>									
w/o $r_d$	56.7	<u>74.6</u>	42.3	56.3	69.7	40.9	61.2	<u>73.1</u>	45.6
w/o $r_w$	<u>62.7</u>	71.7	<u>46.4</u>	<u>61.6</u>	<u>70.3</u>	<u>44.1</u>	<u>64.2</u>	71.9	<u>47.6</u>
<b>+LPO (Ours)</b>	<b>64.3</b>	<b>76.7</b>	<b>49.5</b>	<b>64.4</b>	<b>74.4</b>	<b>46.4</b>	<b>65.2</b>	<b>74.8</b>	<b>49.6</b>

**Effectiveness of Window-based Information Density Reward** To demonstrate the efficacy of the window-based information density reward  $r_w$ , we compare the performance of our optimization strategy with and without  $r_w$ . As shown in Table 5 (w/o  $r_w$ ), the absence of  $r_w$  leads to a decline in operational accuracy, underscoring the importance of focusing on high-density informational areas to enhance the agent’s decisiveness and effectiveness in GUI agent interaction.

**Effectiveness of Dynamic Location Reward** To validate the effectiveness of the dynamic location reward  $r_d$ , we similarly compared our performance with and without  $r_d$ . As indicated in Table 5 (w/o  $r_d$ ), the exclusion of  $r_d$  result in a significant reduction in element accuracy due to the absence of spatial relationship. This highlights the substantial impact of dynamic location reward on GUI spatial optimization. Additionally, the success rate per action and operational correctness also declined, demonstrating the critical role of location information in action decision-making.

## 6 Limitations

**Dependence on Extensive High-Precision Location Datasets** While **LPO** offers significant enhancements, its performance is highly dependent on the availability of large datasets with precise grounding annotations. In situations where these datasets are inadequate or poorly constructed, the system is susceptible to performance degradation. This reliance not only necessitates substantial effort in data collection and annotation but also poses challenges for its practical application and widespread adoption.

**Significant Computational Overhead** Training the **LPO** approach demands considerable computational power due to its complex integration of locational data and dynamic reward mechanisms. This high computational requirement can hinder real-time application scenarios and limit accessibility to users with less advanced computing resources.

## 7 Conclusion

In this paper, we delved into the challenge of achieving high-accuracy interactions for autonomous agents in GUI. We highlighted the inherent difficulties associated with spatial localization when conventional supervised fine-tuning methods are employed, which often fall short in providing the required precision for such tasks. Recognizing these limitations, we proposed a novel solution: Location Preference Optimization (**LPO**). This approach is designed to refine interaction accuracy by utilizing locational data to inform and optimize interaction preferences, thus addressing the shortcomings of existing methodologies.

**LPO** significantly improves GUI agents’ interaction capabilities, demonstrating superior performance in both offline benchmarks and online evaluations. This advancement sets a new standard for precision in GUI interactions and lays the groundwork for more intelligent and adaptive systems, offering a promising direction for future developments in complex interface interactions.

## References

- [1] Wentong Chen, Junbo Cui, Jinyi Hu, Yujia Qin, Junjie Fang, Yue Zhao, Chongyi Wang, Jun Liu, Guirong Chen, Yupeng Huo, et al. Guicourse: From general vision language models to versatile gui agents. *arXiv preprint arXiv:2406.11317*, 2024. 6
- [2] Kanzhi Cheng, Qiushi Sun, Yougang Chu, Fangzhi Xu, Yantao Li, Jianbing Zhang, and Zhiyong Wu. Seeclick: Harnessing gui grounding for advanced visual gui agents, 2024. 1, 3
- [3] Xiang Deng, Yu Gu, Boyuan Zheng, Shijie Chen, Sam Stevens, Boshi Wang, Huan Sun, and Yu Su. Mind2web: Towards a generalist agent for the web. *Advances in Neural Information Processing Systems*, 36:28091–28114, 2023. 1, 6
- [4] Xiang Deng, Yu Gu, Boyuan Zheng, Shijie Chen, Samuel Stevens, Boshi Wang, Huan Sun, and Yu Su. Mind2web: Towards a generalist agent for the web. In *Thirty-seventh Conference on Neural Information Processing Systems*, 2023. 2, 6, 7, 9
- [5] Hiroki Furuta, Yutaka Matsuo, Aleksandra Faust, and Izzeddin Gur. Exposing limitations of language model agents in sequential-task compositions on the web. *Transactions on Machine Learning Research*, 2024. 2
- [6] Boyu Gou, Ruohan Wang, Boyuan Zheng, Yanan Xie, Cheng Chang, Yiheng Shu, Huan Sun, and Yu Su. Navigating the digital world as humans do: Universal visual grounding for GUI agents. In *The Thirteenth International Conference on Learning Representations*, 2025. 3
- [7] Hongliang He, Wenlin Yao, Kaixin Ma, Wenhao Yu, Yong Dai, Hongming Zhang, Zhenzhong Lan, and Dong Yu. Webvoyager: Building an end-to-end web agent with large multimodal models, 2024. 1, 2, 8
- [8] Wenyi Hong, Weihang Wang, Qingsong Lv, Jiazheng Xu, Wenmeng Yu, Junhui Ji, Yan Wang, Zihan Wang, Yuxiao Dong, Ming Ding, and Jie Tang. Cogagent: A visual language model for gui agents, 2023. 1, 2, 3
- [9] Raghav Kapoor, Yash Parag Butala, Melisa Russak, Jing Yu Koh, Kiran Kamble, Waseem AlShikh, and Ruslan Salakhutdinov. Omniaact: A dataset and benchmark for enabling multimodal generalist autonomous agents for desktop and web. In *European Conference on Computer Vision*, pages 161–178. Springer, 2024. 6
- [10] Tao Li, Gang Li, Jingjie Zheng, Purple Wang, and Yang Li. Mug: Interactive multimodal grounding on user interfaces. *arXiv preprint arXiv:2209.15099*, 2022. 6
- [11] Henry Lieberman. Autonomous interface agents. In *Proceedings of the ACM SIGCHI Conference on Human factors in computing systems*, pages 67–74, 1997. 1
- [12] Junpeng Liu, Yifan Song, Bill Yuchen Lin, Wai Lam, Graham Neubig, Yuanzhi Li, and Xiang Yue. Visualwebbench: How far have multimodal llms evolved in web page understanding and grounding?, 2024. 2, 7
- [13] Yuhang Liu, Pengxiang Li, Congkai Xie, Xavier Hu, Xiaotian Han, Shengyu Zhang, Hongxia Yang, and Fei Wu. Infigui-r1: Advancing multimodal gui agents from reactive actors to deliberative reasoners, 2025. 1, 2, 3, 4, 6, 7, 8
- [14] Shiyin Lu, Yang Li, Qing-Guo Chen, Zhao Xu, Weihua Luo, Kaifu Zhang, and Han-Jia Ye. Ovis: Structural embedding alignment for multimodal large language model. *arXiv:2405.20797*, 2024. 6
- [15] Yadong Lu, Jianwei Yang, Yelong Shen, and Ahmed Awadallah. Omniparser for pure vision based gui agent, 2024. 2
- [16] Zhengxi Lu, Yuxiang Chai, Yaxuan Guo, Xi Yin, Liang Liu, Hao Wang, Guanqing Xiong, and Hongsheng Li. Ui-r1: Enhancing action prediction of gui agents by reinforcement learning. *arXiv preprint arXiv:2503.21620*, 2025. 1, 2, 3, 4, 6, 7, 8
- [17] Xing Han Lù, Zdeněk Kasner, and Siva Reddy. Weblinx: Real-world website navigation with multi-turn dialogue, 2024. 2
- [18] Yujia Qin, Yining Ye, Junjie Fang, Haoming Wang, Shihao Liang, Shizuo Tian, Junda Zhang, Jiahao Li, Yunxin Li, Shijue Huang, Wanjun Zhong, Kuanye Li, Jiale Yang, Yu Miao, Woyu Lin, Longxiang Liu, Xu Jiang, Qianli Ma, Jingyu Li, Xiaojun Xiao, Kai Cai, Chuang Li, Yaowei Zheng, Chaolin Jin, Chen Li, Xiao Zhou, Minchao Wang, Haoli Chen, Zhaojian Li, Haihua Yang, Haifeng Liu, Feng Lin, Tao Peng, Xin Liu, and Guang Shi. Ui-tars: Pioneering automated gui interaction with native agents, 2025. 1, 2, 3

- [19] Zhihong Shao, Peiyi Wang, Qihao Zhu, Runxin Xu, Junxiao Song, Xiao Bi, Haowei Zhang, Mingchuan Zhang, YK Li, Y Wu, et al. Deepseekmath: Pushing the limits of mathematical reasoning in open language models. *arXiv preprint arXiv:2402.03300*, 2024. 2, 4, 5, 6
- [20] Qiushi Sun, Kanzhi Cheng, Zichen Ding, Chuanyang Jin, Yian Wang, Fangzhi Xu, Zhenyu Wu, Chengyou Jia, Liheng Chen, Zhoumianze Liu, et al. Os-genesis: Automating gui agent trajectory construction via reverse task synthesis. *arXiv preprint arXiv:2412.19723*, 2024. 6
- [21] Shuai Wang, Weiwen Liu, Jingxuan Chen, Yuqi Zhou, Weinan Gan, Xingshan Zeng, Yuhan Che, Shuai Yu, Xinlong Hao, Kun Shao, et al. Gui agents with foundation models: A comprehensive survey. *arXiv preprint arXiv:2411.04890*, 2024. 1
- [22] Zhiyong Wu, Zhenyu Wu, Fangzhi Xu, Yian Wang, Qiushi Sun, Chengyou Jia, Kanzhi Cheng, Zichen Ding, Liheng Chen, Paul Pu Liang, et al. Os-atlas: A foundation action model for generalist gui agents. *arXiv preprint arXiv:2410.23218*, 2024. 2, 7, 8
- [23] Xiaobo Xia and Run Luo. Gui-rl: A generalist rl-style vision-language action model for gui agents. *arXiv preprint arXiv:2504.10458*, 2025. 1, 2, 3, 4, 6, 7, 8
- [24] Jianwei Yang, Hao Zhang, Feng Li, Xueyan Zou, Chunyuan Li, and Jianfeng Gao. Set-of-mark prompting unleashes extraordinary visual grounding in gpt-4v. *arXiv preprint arXiv:2310.11441*, 2023. 2
- [25] Qiyang Yu, Zheng Zhang, Ruofei Zhu, Yufeng Yuan, Xiaochen Zuo, Yu Yue, Tiantian Fan, Gaohong Liu, Lingjun Liu, Xin Liu, Haibin Lin, Zhiqi Lin, Bole Ma, Guangming Sheng, Yuxuan Tong, Chi Zhang, Mofan Zhang, Wang Zhang, Hang Zhu, Jinhua Zhu, Jiaze Chen, Jiangjie Chen, Chengyi Wang, Hongli Yu, Weinan Dai, Yuxuan Song, Xiangpeng Wei, Hao Zhou, Jingjing Liu, Wei-Ying Ma, Ya-Qin Zhang, Lin Yan, Mu Qiao, Yonghui Wu, and Mingxuan Wang. Dapo: An open-source llm reinforcement learning system at scale, 2025. 6
- [26] Chaoyun Zhang, Shilin He, Jiaxu Qian, Bowen Li, Liqun Li, Si Qin, Yu Kang, Minghua Ma, Guyue Liu, Qingwei Lin, et al. Large language model-brained gui agents: A survey. *arXiv preprint arXiv:2411.18279*, 2024. 1
- [27] Jiwen Zhang, Jihao Wu, Yihua Teng, Minghui Liao, Nuo Xu, Xiao Xiao, Zhongyu Wei, and Duyu Tang. Android in the zoo: Chain-of-action-thought for gui agents. *arXiv preprint arXiv:2403.02713*, 2024. 6
- [28] Zhizheng Zhang, Wenxuan Xie, Xiaoyi Zhang, and Yan Lu. Reinforced ui instruction grounding: Towards a generic ui task automation api. *arXiv preprint arXiv:2310.04716*, 2023. 1, 2, 3

This appendix introduces the social impact and future work of this paper.

## A Social Impact

The development and deployment of autonomous agents capable of interacting effectively with Graphical User Interfaces (GUIs) have notable social implications. Primarily, these agents significantly reduce labor and time costs associated with manual GUI operations by utilizing natural language processing as an intermediary. This reduction not only enhances productivity in digital environments but also enables a more inclusive digital transformation by allowing individuals with less technical expertise to engage efficiently with complex software systems.

Moreover, the introduction of Location Preference Optimization (**LPO**) addresses essential challenges in spatial localization, potentially leading to more adaptive and intelligent systems. By improving interaction accuracy across diverse environments, **LPO** paves the way for more intuitive user experiences, which could democratize access to advanced technologies and improve equity in digital interactions.

However, the widespread integration of such autonomous systems also raises important ethical considerations. As GUI agents become more prevalent, there's a need to ensure they are used responsibly and do not inadvertently eliminate jobs, particularly those reliant on manual operations. Additionally, safeguarding user data and maintaining privacy during interactions are paramount to preserving trust in these technologies.

Overall, the advancements presented in this research offer significant potential benefits but must be balanced with careful consideration of their broader social and ethical impacts.

## B Future Work

While **LPO** has shown significant advancements in GUI interaction capabilities, several avenues for future research could further elevate its potential:

**Enhanced Dataset Diversity** Expanding the diversity of high-precision datasets used for training and evaluation could improve the robustness of **LPO**. This includes incorporating a variety of GUI designs and interaction patterns from different cultural and professional contexts to ensure wider applicability.

**Real-Time Optimization** Future efforts could focus on optimizing the computational efficiency of **LPO**, enabling its deployment in real-time applications. Techniques such as model compression or adaptive learning algorithms might be explored to reduce the computational overhead.

**Ethical and Responsible Use** Further research should also address ethical considerations, focusing on creating guidelines and frameworks to ensure that **LPO** and similar technologies are used responsibly and do not reinforce biases or invade user privacy.